

Spherical Roller Bearings

ROLLWAY®



A Regal Brand

REGAL

ROLLWAY® Spherical Roller Bearings

Customers across the globe recognize the value, price, and quality of **ROLLWAY Spherical Roller Bearings**.

For over 25 years, ROLLWAY has been providing a solid performing, interchangeable product that is economically priced and readily available. In today's global marketplace, the value that ROLLWAY Spherical Bearings provide is definitely a plus. See for yourself what makes ROLLWAY Spherical Roller Bearings out of this world!

Center Inner Race Flange
for more positive roller guidance and less roller skewing

Centrifugally Cast, Machined Brass,
two-piece cage with heavy section to stand up to tough applications

100% Forged Rings
for greater fatigue resistance

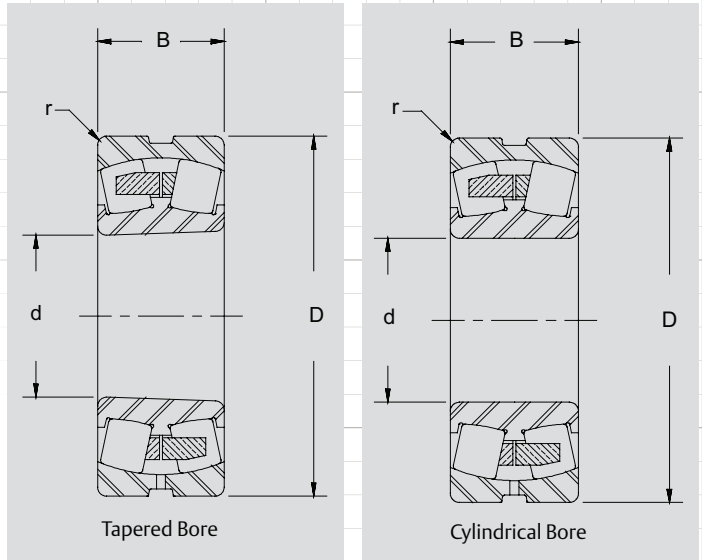
Superfinished Races
for long life when operating with adverse, marginal lubrication



***Stock in Syracuse, New York and
Antwerp, Belgium for fast availability***

ROLLWAY® 21300 Series

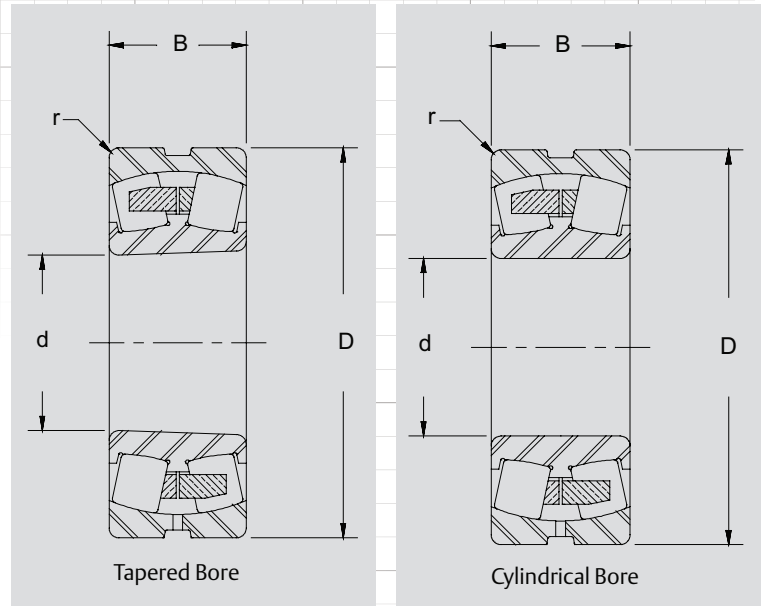
- Radius (r) is maximum shaft or housing fillet that bearing corner will clear.
- Standard tolerances to PO/RBEC-1 specifications.
- Available with normal (C0) or C3 internal clearance. Other clearances upon request.
- W33 relubrication feature is standard. For vibratory applications, requiring a solid outer ring and close O.D. tolerance, W22 should be specified. For relubrication feature and close O.D. tolerance, specify W502.



BEARING NUMBER	Bore		O.D.		Width		Radius		Dynamic Capacity		Static Capacity		Limiting Speed		Weight	
	d		D		B		r		C		Co		R.P.M.			
	mm	in	mm	in	mm	in	mm	in	kN	lbs	Kn	lbs	grease	oil	kg	lbs
21308	40	1.5748	90	3.5433	23	0.9055	1.5	.059	99	22257	120	26978	4500	6000	0.7	1.6
21309	45	1.7717	100	3.9370	25	0.9843	1.5	.059	120	26978	135	30351	4000	5300	1.0	2.1
21310	50	1.9685	110	4.3307	27	1.0630	2.0	.079	120	26978	130	29227	3600	4800	1.2	2.6
21311	55	2.1654	120	4.7244	29	1.1417	2.0	.079	135	30351	155	34847	3200	4300	1.7	3.6
21312	60	2.3622	130	5.1181	31	1.2205	2.5	.098	150	33723	180	40468	3000	4000	2.0	4.3
21313	65	2.5591	140	5.5118	33	1.2992	2.1	.083	220	49460	290	65198	2800	3800	2.5	5.4
21314	70	2.7559	150	5.9055	35	1.3780	2.5	.098	250	56205	310	69694	2600	3400	3.1	6.8
21315	75	2.9528	160	6.2992	37	1.4567	2.1	.083	280	62950	360	80935	2400	3200	3.6	7.8
21316	80	3.1496	170	6.6929	39	1.5354	2.1	.083	310	69694	400	89928	2200	3000	4.3	9.4
21317	85	3.3465	180	7.0866	41	1.6142	3.0	.118	350	78687	450	101169	2200	2800	5.1	11.2
21318	90	3.5433	190	7.4803	43	1.6929	3.0	.118	385	86556	510	114658	2200	2800	5.8	12.8
21319	95	3.7402	200	7.8740	45	1.7717	3.0	.118	420	94424	580	130396	2000	2600	7.4	16.4
21320	100	3.9370	215	8.4646	47	1.8504	3.0	.118	460	103417	640	143885	1800	2400	9.1	20.0
21322	110	4.3307	240	9.4488	50	1.9685	3.0	.118	510	114658	690	155126	1500	2000	12.0	26.5

ROLLWAY® 22200 Series

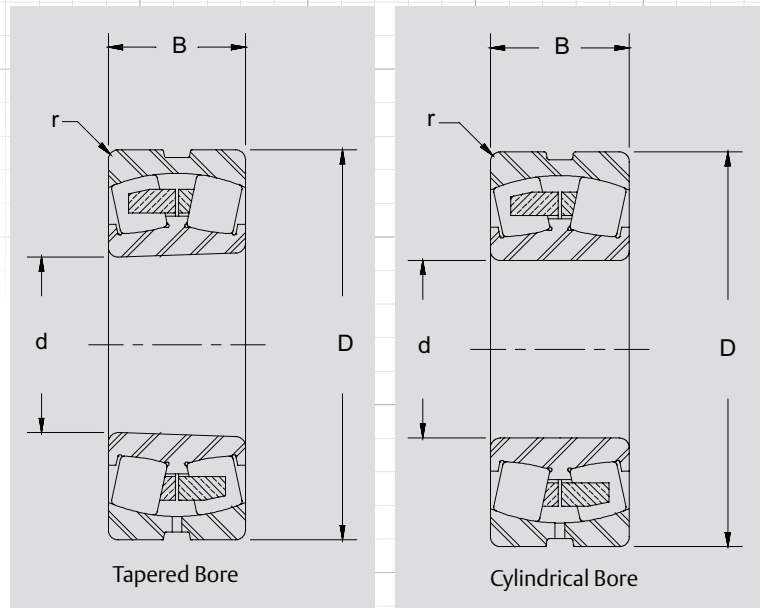
- Radius (r) is maximum shaft or housing fillet that bearing corner will clear.
- Standard tolerances to PO/RBEC-1 specifications.
- Available with normal (C0) or C3 internal clearance. Other clearances upon request.
- W33 relubrication feature is standard. For vibratory applications, requiring a solid outer ring and close O.D. tolerance, W22 should be specified. For relubrication feature and close O.D. tolerance, specify W502.



BEARING NUMBER	Bore		O.D.		Width		Radius		Dynamic Capacity		Static Capacity		Limiting Speed		Weight	
	d		D		B		r		C		C		R.P.M			
	mm	in	mm	in	mm	in	mm	in	kN	lbs	Kn	lbs	grease	oil	kg	lbs
22209	45	1.7717	85	3.3465	23	0.9055	1.1	.043	93	20908	105	23606	4500	6000	0.6	1.2
22210	50	1.9685	90	3.5433	23	0.9055	1.1	.043	100	22482	120	26978	4000	5300	0.6	1.3
22211	55	2.6154	100	3.9370	25	0.9843	1.5	.059	120	26978	140	31475	3800	5000	0.8	1.8
22212	60	2.3622	110	4.3307	28	1.1024	1.5	.059	145	32599	175	39344	3400	4500	1.2	2.6
22213	65	2.5591	120	4.7244	31	1.2205	1.5	.059	180	40468	220	49460	3000	4000	1.5	3.2
22214	70	2.7559	125	4.9213	31	1.2205	1.5	.059	180	40468	225	50585	2200	3800	1.6	3.4
22215	75	2.9528	130	5.1181	31	1.2205	1.5	.059	190	42716	250	56205	2800	3800	1.7	3.6
22216	80	3.1496	140	5.5118	33	1.2992	2.0	.079	210	47212	275	61826	2600	3400	2.1	4.5
22217	85	3.3465	150	5.9055	36	1.4173	2.0	.079	230	51709	295	66322	2200	2800	2.8	6.1
22218	90	3.5433	160	6.2992	40	1.5748	2.0	.079	290	65198	410	92176	2200	2800	3.6	7.9
22219	95	3.7402	170	6.6929	43	1.6929	2.1	.083	340	76439	415	93300	2000	2600	4.1	9.0
22220	100	3.9370	180	7.0866	46	1.8110	2.1	.083	340	76439	455	102293	2000	2600	4.9	10.7
22222	110	4.3307	200	7.8740	53	2.0866	2.1	.083	540	121403	700	157374	1700	2200	7.1	15.7
22224	120	4.7244	215	8.4646	53	2.0866	2.1	.083	510	114658	740	166367	1500	2000	9.0	19.9
22226	130	5.1181	230	9.0551	64	2.5197	2.3	.091	660	148381	960	215827	1700	2200	14.0	30.9
22228	140	5.5118	290	11.4173	68	2.6772	2.5	.098	670	150629	990	222572	1110	1670	18.1	39.9
22230	150	5.9055	270	10.6299	73	2.8740	3.0	.118	810	182104	1190	267536	1200	1600	18.0	39.7
22232	160	6.2992	290	11.4173	80	3.1496	3.0	.118	950	213579	1420	319245	1100	1500	23.3	51.4
22234	170	6.6929	310	12.2047	86	3.3858	4.0	.157	1080	242806	1610	361960	1100	1400	28.9	63.7
22236	180	7.0866	320	12.5984	86	3.3858	4.0	.157	1110	249550	1720	386691	1100	1400	30.4	67.0
22238	190	7.4803	340	13.3858	92	3.6220	4.0	.157	1220	274281	1870	420414	1000	1300	37.7	83.1
22240	200	7.8740	360	14.1732	98	3.8583	4.0	.157	1250	281025	2020	454137	1100	1400	45.0	99.2
22244	220	8.6614	400	15.7480	108	4.2520	4.0	.157	1485	333858	2483	558228	850	1100	63.0	138.9
22248	240	9.4488	440	17.3228	120	4.7244	4.0	.157	1815	408049	2701	607239	750	1000	85.5	188.5
22252	260	10.2362	480	18.8976	130	5.1181	5.0	.197	2150	483363	3232	726619	670	900	111.0	244.7
22256	280	11.0236	500	19.6850	130	5.1181	5.0	.197	2260	508094	3502	787320	630	850	116.0	255.7
22260	300	11.8110	540	21.2598	140	5.5118	5.0	.197	2615	587905	4072	915468	600	800	145.0	319.7
22264	320	12.5984	580	22.8346	150	5.9055	5.0	.197	3095	695818	4892	1099820	560	750	181.0	399.0
22272	360	14.1732	650	25.5905	170	6.6929	6.0	.236	3955	889164	6435	1446718	560	750	255.0	562.2

ROLLWAY® 22300 Series

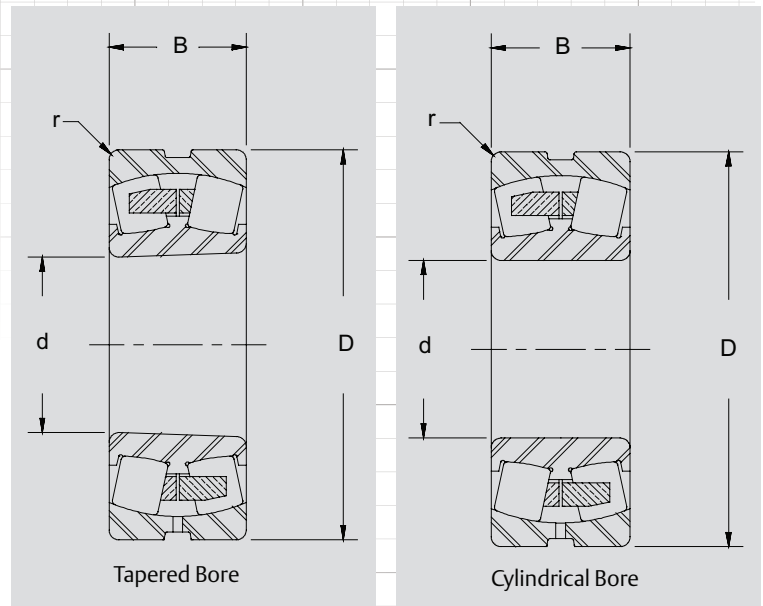
- Radius (r) is maximum shaft or housing fillet that bearing corner will clear.
- Standard tolerances to PO/RBEC-1 specifications.
- Available with normal (C0) or C3 internal clearance. Other clearances upon request.
- W33 relubrication feature is standard. For vibratory applications, requiring a solid outer ring and close O.D. tolerance, W22 should be specified. For relubrication feature and close O.D. tolerance, specify W502.



BEARING NUMBER	Bore		O.D.		Width		Radius		Dynamic Capacity		Static Capacity		Limiting Speed		Weight	
	d		D		B		r		C		Co		.P.M.			
	mm	in	mm	in	mm	in	mm	in	kN	lbs	Kn	lbs	grease	oil	kg	lbs
22308	40	1.5748	90	3.5433	33	1.2992	1.5	.059	125	28103	135	30351	3800	5000	1.2	2.6
22309	45	1.7717	100	3.9370	36	1.4173	1.5	.059	150	33723	175	39344	3400	4500	1.4	3.0
22310	50	1.9685	110	4.3307	40	1.5748	2.0	.079	195	43840	220	49460	3000	4000	1.8	4.1
22311	55	2.1654	120	4.7244	43	1.6929	2.0	.079	220	49460	255	57329	2800	3600	2.4	5.4
22312	60	2.3622	130	5.1181	46	1.8110	2.1	.083	200	44964	310	69694	2600	3400	3.0	6.6
22313	65	2.5591	140	5.5118	48	1.8898	2.1	.083	280	62950	330	74191	2400	3200	3.5	7.7
22314	70	2.7559	150	5.9055	51	2.0079	2.1	.083	340	76439	420	94424	2200	2800	4.3	9.5
22315	75	2.9528	160	6.2992	55	2.1654	2.1	.083	380	85432	475	106790	2200	2800	5.9	12.9
22316	80	3.1496	170	6.6929	58	2.2835	2.0	.079	410	92176	500	112410	1800	2400	6.2	13.7
22317	85	3.3465	180	7.0866	60	2.3622	3.0	.118	460	103417	520	116906	1700	2200	7.3	16.0
22318	90	3.5433	190	7.4803	64	2.5197	2.3	.091	530	119155	670	150629	1700	2200	8.7	19.2
22319	95	3.7402	200	7.8740	67	2.6378	3.3	.130	570	128147	740	166367	1500	2200	10.2	22.5
22320	100	3.9370	215	8.4646	73	2.8740	3.0	.118	610	137140	850	191097	1400	1800	12.7	28.0
22322	110	4.3307	240	9.4488	80	3.1496	3.0	.118	800	179856	1060	238309	1300	1700	17.7	39.0
22324	120	4.7244	260	10.2362	86	3.3858	3.0	.118	930	209083	1230	276529	1100	1500	22.0	48.5
22326	130	5.1181	280	11.0236	93	3.6614	4.0	.157	1080	242806	1450	325989	1100	1400	28.5	62.8
22328	140	5.5118	300	11.8110	102	4.0157	4.0	.157	1240	278777	1720	386691	1000	1300	34.5	76.1
22330	150	5.9055	320	12.5984	108	4.2520	4.0	.157	1400	314748	1940	436151	1000	1300	43.5	95.9
22332	160	6.2992	340	13.3858	114	4.4882	4.0	.157	1520	341727	2160	485612	900	1200	50.8	112.0
22334	170	6.6929	360	14.1732	120	4.7244	4.0	.157	1690	379946	2380	535072	850	1100	62.2	137.1
22336	180	7.0866	360	14.1732	120	4.7244	4.0	.157	1880	422662	2380	535072	850	1100	62.2	137.1
22338	190	7.4803	400	15.7480	132	5.1968	5.0	.197	2060	463129	2920	656475	750	1000	84.8	187.0
22340	200	7.8740	420	16.5354	138	5.4331	5.0	.197	1910	429406	2750	618255	670	900	95.4	210.3
22344	220	8.6614	460	18.1102	145	5.7087	5.0	.197	2450	550809	3614	812500	700	950	128.0	282.2
22348	240	9.4488	500	19.6850	155	6.1024	5.0	.197	2650	595773	4000	899281	560	750	151.0	332.9
22352	260	10.2362	540	21.2598	165	6.4961	6.0	.236	3215	722797	4836	1087230	600	800	187.0	412.3
22356	280	11.0236	580	22.8346	175	6.8898	5.0	.197	2490	559802	2300	517086	470	700	234.0	515.9
22364	320	12.5984	670	26.3779	200	7.8740	7.5	.295	4650	1045414	6990	1571493	480	630	339.0	747.4
22368	340	13.3858	710	27.9527	212	8.3464	7.5	.295	5180	1164568	7874	1770234	450	600	403.0	888.5
22380	400	15.7480	820	32.2834	243	9.5669	7.5	.295	6570	1477068	10233	2300585	360	480	648.0	1428.6

ROLLWAY® 23000 Series

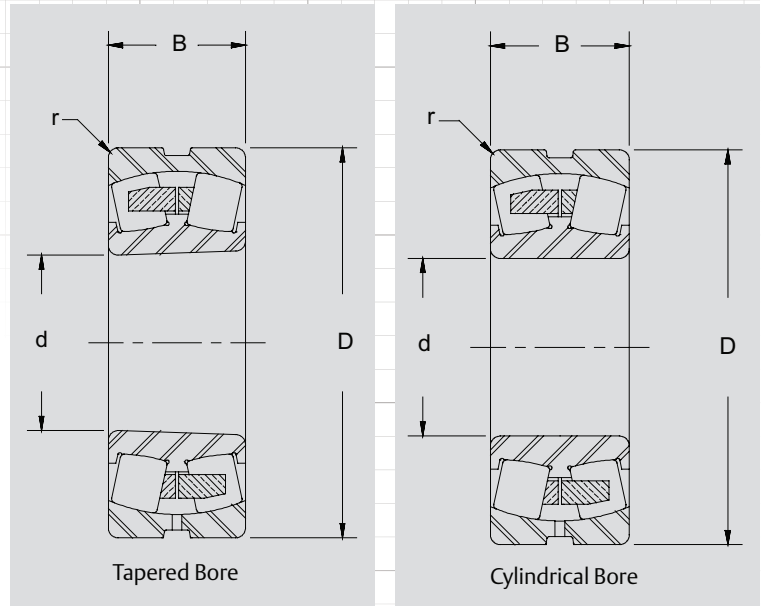
- Radius (r) is maximum shaft or housing fillet that bearing corner will clear.
- Standard tolerances to PO/RBEC-1 specifications.
- Available with normal (C0) or C3 internal clearance. Other clearances upon request.
- W33 relubrication feature is standard. For vibratory applications, requiring a solid outer ring and close O.D. tolerance, W22 should be specified. For relubrication feature and close O.D. tolerance, specify W502.



BEARING NUMBER	Bore		O.D.		Width		Radius		Dynamic Capacity		Static Capacity		Limiting Speed		Weight	
	d		D		B		r		C		Co		R.P.M.			
	mm	in	mm	in	mm	in	mm	in	kN	lbs	Kn	lbs	grease	oil	kg	lbs
23028	140	5.5118	210	8.2677	53	2.0866	2.0	.079	435	97797	750	168615	1500	2000	6.6	14.4
23030	150	5.9055	225	8.8583	56	2.2047	2.1	.083	480	107914	830	186601	1400	1800	7.8	17.2
23032	160	6.2992	240	9.4488	60	2.3622	2.1	.083	560	125899	970	218076	1300	1700	9.7	21.4
23034	170	6.6929	260	10.2362	67	2.6378	2.1	.083	680	152878	1170	263040	1200	1600	13.4	29.5
23036	180	7.0866	280	11.0236	74	2.9134	2.1	.083	800	179856	1380	310252	900	1200	23.0	50.7
23038	190	7.4803	290	11.4173	100	3.9370	2.1	.083	1080	242806	1980	445144	850	1100	24.3	53.6
23040	200	7.8740	310	12.2047	82	3.2283	2.1	.083	880	197842	1560	350719	1100	1500	23.5	51.8
23044	220	8.6614	340	13.3858	90	3.5433	3.0	.118	1025	230441	1730	388939	1000	1300	31.5	69.4
23048	240	9.4488	360	14.1732	92	3.6220	3.0	.118	1105	248426	1969	442671	900	1200	34.5	76.1
23052	260	10.2362	400	15.7480	104	4.0945	4.0	.157	1380	310252	2417	543390	850	1100	50.5	111.3
23056	280	11.0236	420	16.5354	106	4.1732	4.0	.157	1430	321493	2571	578013	750	1000	53.0	116.8
23060	300	11.8110	460	18.1102	118	4.6457	4.0	.157	1720	386691	3052	686151	670	900	73.5	162.0
23064	320	12.5984	480	18.8976	121	4.7638	4.0	.157	1810	406924	3313	744829	630	850	79.5	175.3
23068	340	13.3858	520	20.4724	133	5.2362	5.0	.197	2203	495279	4020	903777	600	800	108.0	238.1
23072	360	14.1732	540	21.2598	134	5.2756	5.0	.197	2255	506969	4214	947392	560	750	111.0	244.7
23076	380	14.9606	560	22.0472	135	5.3150	5.0	.197	2225	500225	4195	943121	530	700	117.0	257.9
23080	400	15.7480	600	23.6220	148	5.8268	5.0	.197	2645	594649	4970	1117356	500	670	152.0	335.1
23084	420	16.5354	620	24.4094	150	5.9055	5.0	.197	2825	635117	5480	1232014	500	670	160.0	352.7
23088	440	17.3228	650	25.5905	157	6.1811	6.0	.236	4345	976844	6700	1506295	530	700	180.0	396.8
23092	460	18.1102	680	26.7716	163	6.4173	6.0	.236	3200	719424	6170	1387140	450	600	209.0	460.8
23096	480	18.8976	700	27.5590	165	6.4961	6.0	.236	3300	741906	6900	1551259	480	630	215.0	474.0

ROLLWAY® 23100 Series

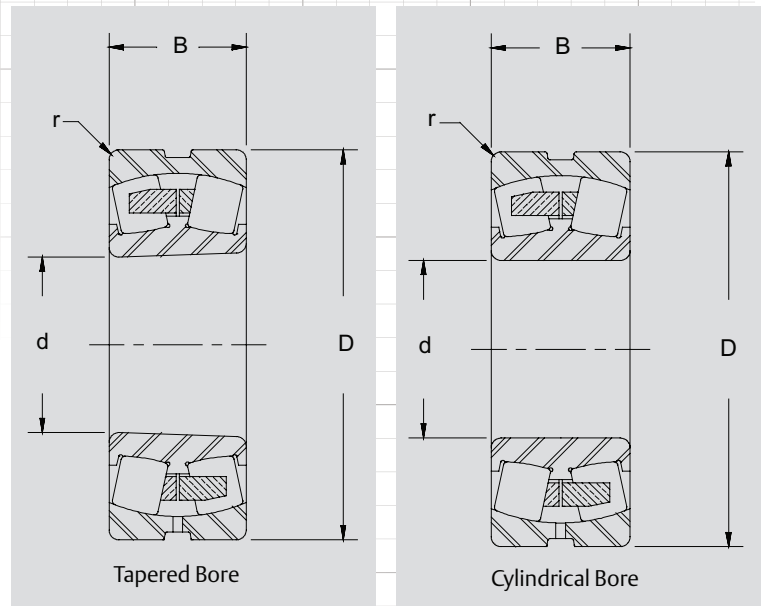
- Radius (r) is maximum shaft or housing fillet that bearing corner will clear.
- Standard tolerances to PO/RBEC-1 specifications.
- Available with normal (C0) or C3 internal clearance. Other clearances upon request.
- W33 relubrication feature is standard. For vibratory applications, requiring a solid outer ring and close O.D. tolerance, W22 should be specified. For relubrication feature and close O.D. tolerance, specify W502.



BEARING NUMBER	Bore		O.D.		Width		Radius		Dynamic Capacity		Static Capacity		Limiting Speed		Weight	
	d		D		B		r		C		C		R.P.M.			
	mm	in	mm	in	mm	in	mm	in	kN	lbs	Kn	lbs	grease	oil	kg	lbs
23126	130	5.1181	210	8.2677	64	2.5197	2.0	.079	540	121403	860	193345	1500	2000	8.6	18.8
23128	140	5.5118	225	8.8583	68	2.6772	2.1	.083	600	134892	990	222572	1400	1800	10.5	23.1
23130	150	5.9055	250	9.8425	80	3.1496	2.1	.083	800	179856	1320	296763	1300	1700	16.3	35.9
23132	160	6.2992	270	10.6299	86	3.3858	2.1	.083	930	209083	1510	339478	1200	1600	20.5	45.2
23134	170	6.6929	280	11.0236	88	3.4646	2.1	.083	990	222572	1650	370953	1100	1500	22.3	49.2
23136	180	7.0866	300	11.8110	96	3.7795	3.0	.118	1160	260791	1940	436151	1100	1400	28.4	62.6
23138	190	7.4803	320	12.5984	104	4.0945	3.0	.118	1320	296763	2290	514838	1100	1400	35.6	78.5
23140	200	7.8740	340	13.3858	112	4.4094	3.0	.118	1370	308004	2460	553058	1100	1400	43.5	95.9
23144	220	8.6614	370	14.5669	120	4.7244	4.0	.157	1455	327113	2380	535072	900	1200	54.5	120.2
23148	240	9.4488	400	15.7480	128	5.0394	4.0	.157	1640	368705	2720	611511	850	1100	67.5	148.8
23152	260	10.2362	440	17.3228	144	5.6693	4.0	.157	2025	455261	3391	762365	750	1000	93.5	206.1
23156	280	11.0236	460	18.1102	146	5.7480	5.0	.197	2295	515962	4050	910522	670	900	100.0	220.5
23160	300	11.8110	500	19.6850	160	6.2992	5.0	.197	2508	563849	4318	970773	630	850	130.0	286.6
23164	320	12.5984	540	21.2598	176	6.9291	5.0	.197	2855	641862	4892	1099820	600	800	171.0	377.0
23168	340	13.3858	580	22.8346	190	7.4803	5.0	.197	3270	735162	5520	1241007	560	750	216.0	476.2
23172	360	14.1732	600	23.6220	192	7.5590	5.0	.197	3443	774056	6031	1355890	530	700	228.0	502.6
23176	380	14.9606	620	24.4094	194	7.6378	5.0	.197	3535	794739	6350	1427608	500	670	242.0	533.5
23180	400	15.7480	650	25.5905	200	7.8740	6.0	.236	3920	881295	7164	1610612	480	630	270.0	595.2
23184	420	16.5354	700	27.5590	224	8.8189	6.0	.236	4600	1034173	9000	2023381	500	670	363.0	800.3
23188	440	17.3228	720	28.3464	226	8.8976	6.0	.236	5250	1180306	10000	2248201	500	670	360.0	793.7
23192	460	18.1102	760	29.9212	240	9.4488	7.5	.295	5760	1294964	11025	2478642	480	630	441.0	972.2
23196	480	18.8976	790	31.1023	248	9.7638	7.5	.295	5800	1303957	11800	2652878	450	600	485.0	1069.2

ROLLWAY® 23200 Series

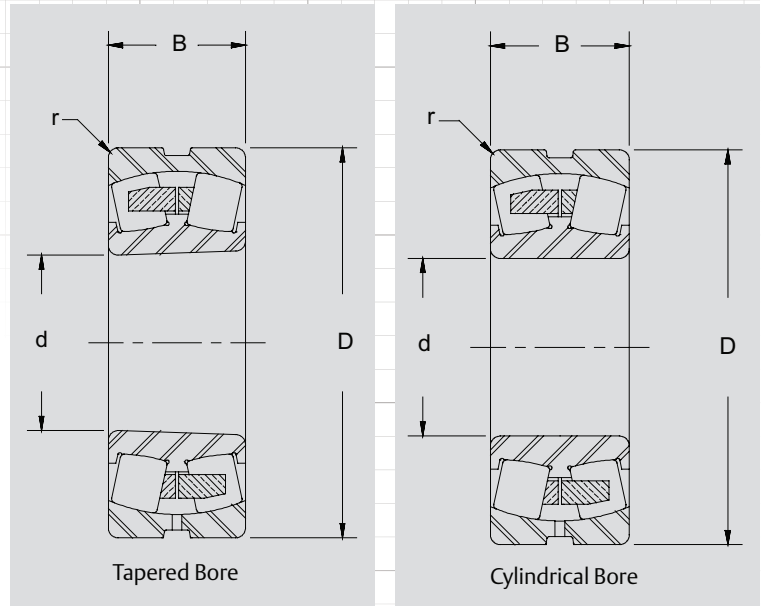
- Radius (r) is maximum shaft or housing fillet that bearing corner will clear.
- Standard tolerances to PO/RBEC-1 specifications.
- Available with normal (C0) or C3 internal clearance. Other clearances upon request.
- W33 relubrication feature is standard. For vibratory applications, requiring a solid outer ring and close O.D. tolerance, W22 should be specified. For relubrication feature and close O.D. tolerance, specify W502.



BEARING NUMBER	Bore		O.D.		Width		Radius		Dynamic Capacity		Static Capacity		Limiting Speed		Weight	
	d	D	B	r	C	Co	R.P.M									
	mm	in	mm	in	mm	in	mm	in	kN	lbs	Kn	lbs	grease	oil	kg	lbs
23224	120	4.7244	215	8.4646	76	2.9921	2.1	.083	670	150629	1020	229317	1100	1500	12.0	26.5
23226	130	5.1181	230	9.0551	80	3.1496	3.0	.118	760	170863	1170	263040	1100	1500	14.0	30.9
23228	140	5.5118	250	9.8425	68	2.6772	3.0	.118	880	197842	1380	310252	1000	1300	18.5	40.8
23230	150	5.9055	270	10.6299	96	3.7795	3.0	.118	1030	231565	1610	361960	1000	1300	24.5	54.0
23232	160	6.2992	290	11.4173	104	4.0945	3.0	.118	1180	265288	1830	411421	900	1200	31.7	69.9
23234	170	6.6929	310	12.2047	110	4.3307	4.0	.157	1340	301259	2120	476619	850	1100	37.8	83.3
23236	180	7.0866	320	12.5984	112	4.4094	4.0	.157	1420	319245	2330	523831	750	1000	40.8	89.9
23238	190	7.4803	340	13.3858	120	4.7244	4.0	.157	1610	361960	2640	593525	750	1000	48.9	107.8
23240	200	7.8740	360	14.1732	128	5.0394	4.0	.157	1620	364209	2590	582284	750	1000	58.5	129.0
23244	220	8.6614	400	15.7480	144	5.6693	4.0	.157	1850	415917	2899	651754	600	8000	82.5	181.9
23248	240	9.4488	440	17.3228	160	6.2992	4.0	.157	2370	532824	3837	862635	560	750	110.0	242.5
23252	260	10.2362	480	18.8976	174	6.8504	5.0	.197	2700	607014	4350	977968	500	670	142.0	313.1
23256	280	11.0236	500	19.6850	130	5.1181	5.0	.197	2806	630845	4645	1044290	480	630	153.0	337.3
23260	300	11.8110	540	21.2598	192	7.5590	5.0	.197	3305	743031	5528	1242806	450	600	195.0	429.9
23264	320	12.5984	580	22.8346	208	8.1890	5.0	.197	4130	928507	7060	1587230	430	560	247.0	544.5
23268	340	13.3858	620	24.4094	224	8.8189	6.0	.236	4577	1029002	7918	1780126	450	600	305.0	672.4
23276	380	14.9606	680	26.7716	240	9.4488	6.0	.236	4880	1097122	8440	1897482	360	480	390.0	859.8
23284	420	16.5354	760	29.9212	272	10.7086	7.5	.295	6215	1397257	10720	2410072	320	430	553.0	1219.1
23288	440	17.3228	790	31.1023	280	11.0236	7.5	.295	6700	1506295	12780	2873201	360	480	595.0	1311.7
23292	460	18.1102	830	32.6771	296	11.6535	7.5	.295	7560	1699640	13970	3140737	340	450	695.0	1532.2

ROLLWAY® 23900 Series

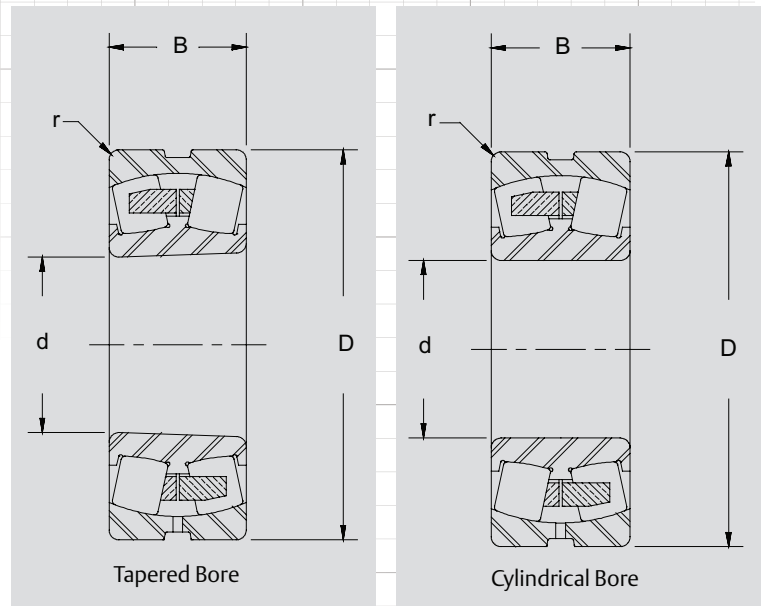
- Radius (r) is maximum shaft or housing fillet that bearing corner will clear.
- Standard tolerances to PO/RBEC-1 specifications.
- Available with normal (C0) or C3 internal clearance. Other clearances upon request.
- W33 relubrication feature is standard. For vibratory applications, requiring a solid outer ring and close O.D. tolerance, W22 should be specified. For relubrication feature and close O.D. tolerance, specify W502.



BEARING NUMBER	Bore		O.D.		Width		Radius		Dynamic Capacity		Static Capacity		Limiting Speed		Weight	
	d		D		B		r		C		Co		R.P.M.			
	mm	in	mm	in	mm	in	mm	in	kN	lbs	Kn	lbs	grease	oil	kg	lbs
23952	260	10.2362	360	14.1732	75	2.9528	2.1	.083	845	189973	1604	360612	850	1100	24.0	52.9
23956	280	11.0236	380	14.9606	75	2.9528	2.1	.083	845	189973	1767	397257	900	1200	26.0	57.3
23960	300	11.8110	420	16.5354	90	3.5433	3.0	.118	1175	264164	2261	508318	750	1000	40.0	88.2
23964	320	12.5984	440	17.3228	90	3.5433	3.0	.118	1215	273156	2409	541592	670	900	42.0	92.6
23968	340	13.3858	460	18.1102	90	3.5433	3.0	.118	1306	293615	2691	604991	630	850	45.0	99.2
23972	360	14.1732	480	18.8976	90	3.5433	3.0	.118	1230	276529	2527	568121	600	800	46.0	101.4
23976	380	14.9606	520	20.4724	106	4.1732	4.0	.157	1785	401304	3750	843076	630	850	70.0	154.3
23980	400	15.7480	540	21.2598	106	4.1732	4.0	.157	1850	415917	3990	897032	600	800	72.0	158.7
23984	420	16.5354	560	22.0472	106	4.1732	4.0	.157	1960	440647	4130	928507	600	800	75.0	165.3
23988	440	17.3228	600	23.6220	118	4.6457	4.0	.157	2100	472122	4690	1054406	560	750	102.0	224.9
23992	460	18.1102	620	24.4094	118	4.6457	4.0	.157	2305	518210	5036	1132194	530	700	105.0	231.5
23996	480	18.8976	650	25.5905	128	5.0394	5.0	.197	2525	567671	5500	1236511	450	600	128.0	282.2

ROLLWAY® 24000 Series

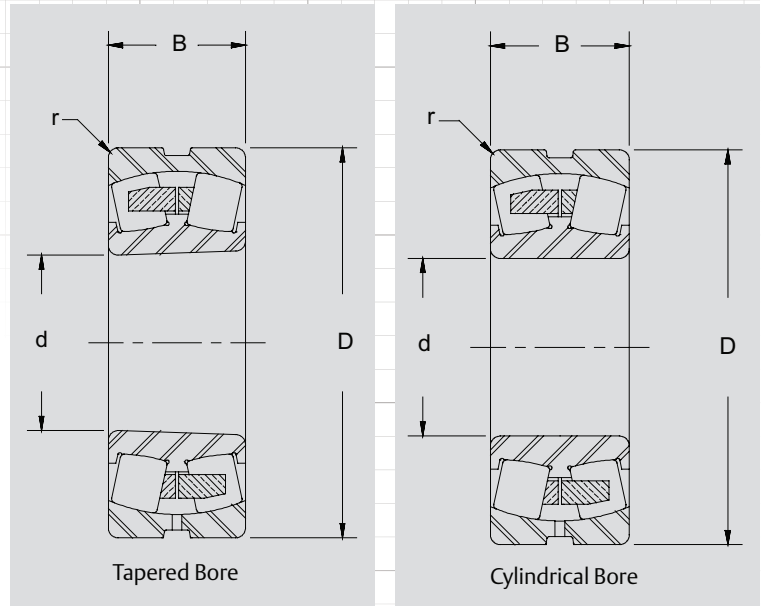
- Radius (r) is maximum shaft or housing fillet that bearing corner will clear.
- Standard tolerances to PO/RBEC-1 specifications.
- Available with normal (C0) or C3 internal clearance. Other clearances upon request.
- W33 relubrication feature is standard. For vibratory applications, requiring a solid outer ring and close O.D. tolerance, W22 should be specified. For relubrication feature and close O.D. tolerance, specify W502.



BEARING NUMBER	Bore		O.D.		Width		Radius		Dynamic Capacity		Static Capacity		Limiting Speed		Weight	
	d		D		B		r		C		Co		R.P.M.			
	mm	in	mm	in	mm	in	mm	in	kN	lbs	Kn	lbs	grease	oil	kg	lbs
24028	140	5.5118	210	8.2677	69	2.7165	2.0	.079	550	123651	990	222572	1100	1500	8.5	18.6
24030	150	5.9055	225	8.8583	75	2.9528	2.1	.083	620	139388	1140	256295	1100	1400	10.5	23.1
24032	160	6.2992	240	9.4488	80	3.1496	2.1	.083	720	161871	1320	296763	1000	1300	13.3	29.3
24034	170	6.6929	260	10.2362	90	3.5433	2.1	.083	880	197842	1610	361960	1000	1300	17.7	39.0
24036	180	7.0866	280	11.0236	100	3.9370	2.1	.083	1030	231565	1900	427158	900	1200	23.2	51.1
24038	190	7.4803	290	11.4173	100	3.9370	2.1	.083	1080	242806	1980	445144	850	1100	24.3	53.6
24040	200	7.8740	310	12.2047	109	4.2913	2.1	.083	1140	256295	2060	463129	850	1100	30.5	67.2
24044	220	8.6614	340	13.3858	118	4.6457	3.0	.118	1190	267536	2098	471673	750	1000	39.5	87.1
24048	240	9.4488	360	14.1732	118	4.6457	3.0	.118	1460	328237	2841	638714	750	1000	42.5	93.7
24052	260	10.2362	400	15.7480	140	5.5118	4.0	.157	1775	399056	3494	785522	600	800	66.0	145.5
24056	280	11.0236	420	16.5354	140	5.5118	4.0	.157	1795	403552	3471	780351	560	750	68.5	151.0
24060	300	11.8110	460	18.1102	160	6.2992	4.0	.157	2385	536196	4702	1057104	560	750	97.0	213.8
24064	320	12.5984	480	18.8976	160	6.2992	4.0	.157	2500	562050	5240	1178058	530	700	106.0	233.7
24068	340	13.3858	520	20.4724	180	7.0866	5.0	.197	3000	674460	6350	1427608	500	670	143.0	315.3
24072	360	14.1732	540	21.2598	180	7.0866	5.0	.197	3150	708183	6530	1468076	480	630	145.0	319.7
24076	380	14.9606	560	22.0472	180	7.0866	5.0	.197	3150	708183	6710	1508543	450	600	152.0	335.1
24080	400	15.7480	600	23.6220	200	7.8740	5.0	.197	3600	809353	7545	1696268	430	560	205.0	451.9
24084	420	16.5354	620	24.4094	200	7.8740	5.0	.197	3753	843750	7910	177837	430	560	210.0	463.0
24088	440	17.3228	650	25.5905	212	8.3464	6.0	.236	4100	921763	8850	1989658	400	530	245.0	540.1
24092	460	18.1102	680	26.7716	218	8.5827	6.0	.236	4370	982464	9570	2151529	380	500	280.0	617.3
24096	480	18.8976	700	27.5590	218	8.5827	6.0	.236	5023	1129272	11320	2544964	360	480	300.0	661.4

ROLLWAY® 24100 Series

- Radius (r) is maximum shaft or housing fillet that bearing corner will clear.
- Standard tolerances to PO/RBEC-1 specifications.
- Available with normal (C0) or C3 internal clearance. Other clearances upon request.
- W33 relubrication feature is standard. For vibratory applications, requiring a solid outer ring and close O.D. tolerance, W22 should be specified. For relubrication feature and close O.D. tolerance, specify W502.



BEARING NUMBER	Bore		O.D.		Width		Radius		Dynamic Capacity		Static Capacity		Limiting Speed		Weight	
	d		D		B		r		C		Co		R.P.M.			
	mm	in	mm	in	mm	in	mm	in	kN	lbs	Kn	lbs	grease	oil	kg	lbs
24128	140	5.5118	225	8.8583	85	3.3465	2.1	.083	740	166367	1280	287770	850	1100	13.2	29.1
24130	150	5.9055	250	9.8425	100	3.9370	2.1	.083	1080	242806	1840	413669	850	1100	19.5	43.0
24134	170	6.6929	280	11.0236	109	4.2913	2.1	.083	1280	287770	2230	501349	750	1000	27.3	60.2
24136	180	7.0866	300	11.8110	118	4.6457	3.0	.118	1460	328237	2590	582284	700	950	33.7	74.3
34138	190	7.4803	320	12.5984	128	5.0394	3.0	.118	1540	346223	2750	618255	600	800	41.8	92.2
24140	200	7.8740	340	13.3858	140	5.5118	4.0	.118	1400	314748	2385	536196	560	750	51.5	113.5
24144	220	8.6614	370	14.5669	150	5.9055	4.0	.157	1780	400180	3109	698966	530	700	65.0	143.3
24148	240	9.4488	400	15.7480	160	6.2992	4.0	.157	1970	442896	3477	781700	480	630	80.5	177.5
24152	260	10.2362	440	17.3228	180	7.0866	4.0	.157	2620	589029	5000	1124101	500	670	114.0	251.3
24156	280	11.0236	460	18.1102	180	7.0866	5.0	.197	2635	592401	4848	1089928	400	530	118.0	260.1
24160	300	11.8110	500	19.6850	200	7.8740	5.0	.197	3213	722347	6011	1351394	430	560	159.0	350.5
24164	320	12.5984	540	21.2598	218	8.5827	5.0	.197	3750	843076	7300	1641187	400	530	215.0	474.0
24168	340	13.3858	580	22.8346	243	9.5669	5.0	.197	4290	964478	8005	1799685	340	450	283.0	623.9
24172	360	14.1732	600	23.6220	243	9.5669	5.0	.197	4510	1013939	8525	1916592	360	480	279.0	615.1
24176	380	14.9606	620	24.4094	223	8.7795	5.0	.197	4500	1011691	9565	2150405	340	450	300.0	661.4
24180	400	15.7480	650	25.5905	250	9.8425	6.0	.236	5230	1175809	10500	2360612	320	430	340.0	749.6
24184	420	16.5354	700	27.5590	280	11.0236	6.0	.236	5770	1297212	13065	2937275	300	400	445.0	981.0
24188	440	17.3228	720	28.3464	280	11.0236	6.0	.236	6000	1348921	12300	2765288	300	400	460.0	1014.1
24192	460	18.1102	760	29.9212	300	11.8110	7.5	.295	6720	1510791	13800	3102518	280	380	560.0	1234.6

ROLLWAY®

Radial Clearance with Cylindrical Bore

BORE		RADIAL INTERNAL CLEARANCE $\mu\text{m}/\text{in.}$									
d mm/in.		C2		Normal		C3		C4		C5	
Over	Incl.	Min	Max	Min	Max	Min	Max	Min	Max	Min	Max
14	24	10	20	20	35	35	45	45	60	60	75
0.5510	0.9450	0.0004	0.0008	0.0008	0.0014	0.0014	0.0018	0.0018	0.0024	0.0024	0.0030
24	30	15	25	25	40	40	55	55	75	75	95
0.9450	1.1810	0.0006	0.0010	0.0010	0.0016	0.0016	0.0022	0.0022	0.0030	0.0030	0.0037
30	40	15	30	30	45	45	60	60	80	80	100
1.1810	1.5750	0.0006	0.0012	0.0012	0.0018	0.0018	0.0024	0.0024	0.0031	0.0031	0.0039
40	50	20	35	35	55	55	75	75	100	100	125
1.5750	1.9690	0.0008	0.0014	0.0014	0.0022	0.0022	0.0030	0.0030	0.0039	0.0039	0.0049
50	65	20	40	40	65	65	90	90	120	120	150
1.9690	2.5590	0.0008	0.0016	0.0016	0.0026	0.0026	0.0035	0.0035	0.0047	0.0047	0.0059
65	80	30	50	50	80	80	110	110	145	145	180
2.5590	3.1500	0.0012	0.0020	0.0020	0.0031	0.0031	0.0043	0.0043	0.0057	0.0057	0.0071
80	100	35	60	60	100	100	135	135	180	180	225
3.1500	3.9370	0.0014	0.0024	0.0024	0.0039	0.0039	0.0053	0.0053	0.0071	0.0071	0.0089
100	120	40	75	75	120	120	160	160	210	210	260
3.9370	4.7240	0.0016	0.0030	0.0030	0.0047	0.0047	0.0063	0.0063	0.0083	0.0083	0.0102
120	140	50	95	95	145	145	190	190	240	240	300
4.7240	5.5120	0.0020	0.0037	0.0037	0.0057	0.0057	0.0075	0.0075	0.0094	0.0094	0.0118
140	160	60	110	110	170	170	220	220	280	280	350
5.5120	6.2990	0.0024	0.0043	0.0043	0.0067	0.0067	0.0087	0.0087	0.0110	0.0110	0.0138
160	180	65	120	120	180	180	240	240	310	310	390
6.2990	7.0870	0.0026	0.0047	0.0047	0.0071	0.0071	0.0094	0.0094	0.0122	0.0122	0.0154
180	200	70	130	130	200	200	260	260	340	340	430
7.0870	7.8740	0.0028	0.0051	0.0051	0.0079	0.0079	0.0102	0.0102	0.0134	0.0134	0.0169
200	225	80	140	140	220	220	290	290	380	380	470
7.8740	8.8580	0.0031	0.0055	0.0055	0.0087	0.0087	0.0114	0.0114	0.0150	0.0150	0.0185
225	250	90	150	150	240	240	320	320	420	420	520
8.8580	9.8430	0.0035	0.0059	0.0059	0.0094	0.0094	0.0126	0.0126	0.0165	0.0165	0.0205
250	280	100	170	170	260	260	350	350	460	460	570
9.8430	11.0240	0.0039	0.0067	0.0067	0.0102	0.0102	0.0138	0.0138	0.0181	0.0181	0.0224
280	315	110	190	190	280	280	370	370	500	500	630
11.0240	12.4020	0.0043	0.0075	0.0075	0.0110	0.0110	0.0146	0.0146	0.0197	0.0197	0.0248
315	355	120	200	200	310	310	410	410	550	550	690
12.4020	13.9760	0.0047	0.0079	0.0079	0.0122	0.0122	0.0161	0.0161	0.0217	0.0217	0.0272
355	400	130	220	220	340	340	450	450	600	600	750
13.9760	15.7480	0.0051	0.0087	0.0087	0.0134	0.0134	0.0177	0.0177	0.0236	0.0236	0.0295
400	450	140	240	240	370	370	500	500	660	660	820
15.7480	17.7170	0.0055	0.0094	0.0094	0.0146	0.0146	0.0197	0.0197	0.0260	0.0260	0.0323
450	500	140	260	260	410	410	550	550	720	720	900
17.7170	19.6850	0.0055	0.0102	0.0102	0.0161	0.0161	0.0217	0.0217	0.0283	0.0283	0.0354
500	560	150	280	280	440	440	600	600	780	780	1000
19.6850	22.0470	0.0059	0.0110	0.0110	0.0173	0.0173	0.0236	0.0236	0.0307	0.0307	0.0394

ROLLWAY®

Radial Clearance with Tapered Bore

BORE		RADIAL INTERNAL CLEARANCE $\mu\text{m}/\text{in.}$									
d mm/in		C2		Normal		C3		C4		C5	
Over	Incl.	Min	Max	Min	Max	Min	Max	Min	Max	Min	Max
18	24	15	25	25	35	35	45	45	60	60	75
0.7090	0.9450	0.0006	0.0010	0.0010	0.0014	0.0014	0.0018	0.0018	0.0024	0.0024	0.0030
24	30	20	30	30	40	40	55	55	75	75	95
0.9450	1.1810	0.0008	0.0012	0.0012	0.0016	0.0016	0.0022	0.0022	0.0030	0.0030	0.0037
30	40	25	35	35	50	50	65	65	85	85	105
1.1810	1.5750	0.0010	0.0014	0.0014	0.0020	0.0020	0.0026	0.0026	0.0033	0.0033	0.0041
40	50	30	45	45	60	60	80	80	100	100	130
1.5750	1.9690	0.0012	0.0018	0.0018	0.0024	0.0024	0.0031	0.0031	0.0039	0.0039	0.0051
50	65	40	55	55	75	75	95	95	120	120	160
1.9690	2.5590	0.0016	0.0022	0.0022	0.0030	0.0030	0.0037	0.0037	0.0047	0.0047	0.0063
65	80	50	70	70	95	95	120	120	150	150	200
2.5590	3.1500	0.0020	0.0028	0.0028	0.0037	0.0037	0.0047	0.0047	0.0059	0.0059	0.0079
80	100	55	80	80	110	110	140	140	180	180	230
3.1500	3.9370	0.0022	0.0031	0.0031	0.0043	0.0043	0.0055	0.0055	0.0071	0.0071	0.0091
100	120	65	100	100	135	135	170	170	220	220	280
3.9370	4.7240	0.0026	0.0039	0.0039	0.0053	0.0053	0.0067	0.0067	0.0087	0.0087	0.0110
120	140	80	120	120	160	160	200	200	260	260	330
4.7240	5.5120	0.0031	0.0047	0.0047	0.0063	0.0063	0.0079	0.0079	0.0102	0.0102	0.0130
140	160	90	130	130	180	180	230	230	300	300	380
5.5120	6.2990	0.0035	0.0051	0.0051	0.0071	0.0071	0.0091	0.0091	0.0118	0.0118	0.0150
160	180	100	140	140	200	200	260	260	340	340	430
6.2990	7.0870	0.0039	0.0055	0.0055	0.0079	0.0079	0.0102	0.0102	0.0134	0.0134	0.0169
180	200	110	160	160	220	220	290	290	370	370	470
7.0870	7.8740	0.0043	0.0063	0.0063	0.0087	0.0087	0.0114	0.0114	0.0146	0.0146	0.0185
200	225	120	180	180	250	250	320	320	410	410	520
7.8740	8.8580	0.0047	0.0071	0.0071	0.0098	0.0098	0.0126	0.0126	0.0161	0.0161	0.0205
225	250	140	200	200	270	270	350	350	450	450	570
8.8580	9.8430	0.0055	0.0079	0.0079	0.0106	0.0106	0.0138	0.0138	0.0177	0.0177	0.0224
250	280	150	220	220	300	300	390	390	490	490	620
9.8430	11.0240	0.0059	0.0087	0.0087	0.0118	0.0118	0.0154	0.0154	0.0193	0.0193	0.0244
280	315	170	240	240	330	330	430	430	540	540	680
11.0240	12.4020	0.0067	0.0094	0.0094	0.0130	0.0130	0.0169	0.0169	0.0213	0.0213	0.0268
315	355	190	270	270	360	360	470	470	590	590	740
12.4020	13.9760	0.0075	0.0106	0.0106	0.0142	0.0142	0.0185	0.0185	0.0232	0.0232	0.0291
355	400	210	300	300	400	400	520	520	650	650	820
13.9760	15.7480	0.0083	0.0118	0.0118	0.0157	0.0157	0.0205	0.0205	0.0256	0.0256	0.0323
400	450	230	330	330	440	440	570	570	720	720	910
15.7480	17.7170	0.0091	0.0130	0.0130	0.0173	0.0173	0.0224	0.0224	0.0283	0.0283	0.0358
450	500	260	370	370	490	490	630	630	790	790	1000
17.7170	19.6850	0.0102	0.0146	0.0146	0.0193	0.0193	0.0248	0.0248	0.0311	0.0311	0.0394
500	560	290	410	410	540	540	680	680	870	870	1100
19.6850	22.0470	0.0114	0.0161	0.0161	0.0213	0.0213	0.0268	0.0268	0.0343	0.0343	0.0433

ROLLWAY® Interchanges Popular Variations

The following suffixes are commonly added to bearing part designations to indicate a variation from standard.

ROLLWAY	ZKL*	GENERAL BEARING*	SKF*	
CA	-	-	CA	Separate guide ring; inner ring side flange
CAB	-	-	CAB	Separate guide ring; pin type cage
C01	-	-	C01	Inner ring with close running accuracy (SKF includes standard internal clearance). 1/2 RBEC 1
C3	C3	C3	C3	Radial internal clearance greater than normal
C4	C4	C4	C4	Radial internal clearance greater than C3
C5	C5	C5	C5	Radial internal clearance greater than C4
C	-	-	J, _	Pressed steel cage
Y	Y	Y	Y	Pressed brass cage
K	K	K	K	1:12 tapered bore
K30	K30	K30	K30	1:30 tapered bore
M	M	M	M	One piece machined brass cage guided on the rollers
MA	MA	MA	MA	Machined brass cage guided on the outer ring raceway
MB	MB	MB	MB	Two piece machined brass cage, inner ring or guide ring centered
W33	W33	W33	W33	Spherical roller bearing with three oil holes; circumferential groove holes plugged

— Any combination of the ROLLWAY spherical suffixes will be printed in full i.e. 22220C3W33W25

** On demand

* Other manufacturers of comparable products

ROLLWAY® Shaker Screen Bearings

ROLLWAY® Shaker Screen Bearings have machined brass cages guided on the outer race (MA), radial clearances between C3 and C4 and reduced tolerances for bore, outside diameters and internal clearance (F80).

BEARING TYPE	Dynamic Capacity kN	Static Capacity kN	Bore Tolerance in.	O.D. Tolerance in.	C4 F80 Min in.	Clearance Group Max in.
22310MAC4F80W33	195	220	0 -0.007	-0.005 -0.013	0.085	0.100
22311MAC4F80W33	220	255	0 -0.009	-0.005 -0.013	0.100	0.120
22312MAC4F80W33	260	310	0 -0.009	-0.005 -0.013	0.100	0.120
22313MAC4F80W33	280	330	0 -0.009	-0.005 -0.013	0.100	0.120
22314MAC4F80W33	375	455	0 -0.009	-0.005 -0.013	0.120	0.145
22315MAC4F80W33	380	475	0 -0.009	-0.005 -0.018	0.120	0.145
22316MAC4F80W33	410	500	0 -0.009	-0.005 -0.018	0.120	0.145
22317MAC4F80W33	460	570	0 -0.012	-0.005 -0.018	0.150	0.180
22318MAC4F80W33	570	730	0 -0.023	-0.010 -0.023	0.150	0.180
22319MAC4F80W33	570	740	0 -0.012	-0.010 -0.023	0.150	0.180
22320MAC4F80W33	670	880	0 -0.012	-0.010 -0.023	0.150	0.180
22322MAC4F80W33	815	1080	0 -0.012	-0.01 -0.023	0.180	0.210
22324MAC4F80W33	930	1230	0 -0.012	-0.01 -0.023	0.180	0.210
22326MAC4F80W33	1080	1450	0 -0.015	-0.01 -0.023	0.205	0.240
22328MAC4F80W33	1240	1720	0 -0.015	-0.01 -0.023	0.205	0.240
2230MAC4F80W33	1400	1940	0 -0.015	-0.013 -0.028	0.240	0.280
22332MAC4F80W33	1520	2160	0 -0.015	-0.013 -0.028	0.240	0.280
22334MAC4F80W33	1690	2380	0 -0.015	-0.013 -0.028	0.260	0.310
22336MAC4F80W33	1900	2700	0 -0.015	-0.013 -0.028	0.260	0.310



ROLLWAY.

Regal Power Transmission Solutions
7120 New Buffington Road
Florence, KY 41042
Customer Service: 800-626-2120
Fax: 800-262-3292
Technical Service: 800-626-2093

www.RegalPTS.com

APPLICATION CONSIDERATIONS

The proper selection and application of power transmission products and components, including the related area of product safety, is the responsibility of the customer. Operating and performance requirements and potential associated issues will vary appreciably depending upon the use and application of such products and components. The scope of the technical and application information included in this publication is necessarily limited. Unusual operating environments and conditions, lubrication requirements, loading supports, and other factors can materially affect the application and operating results of the products and components and the customer should carefully review its requirements. Any technical advice or review furnished by Regal Beloit America, Inc. and its affiliates with respect to the use of products and components is given in good faith and without charge, and Regal assumes no obligation or liability for the advice given, or results obtained, all such advice and review being given and accepted at customer's risk. For a copy of our Standard Terms and Conditions of Sale, Disclaimers of Warranty, Limitation of Liability and Remedy, please contact Customer Service at 1-800-626-2120. These terms and conditions of sale, disclaimers and limitations of liability apply to any person who may buy, acquire or use a Regal Beloit America Inc. product referred to herein, including any person who buys from a licensed distributor of these branded products.

Rollway is a trademark of Regal Beloit Corporation or one of its affiliated companies.
©2016 Regal Beloit Corporation, All Rights Reserved. MCB16001E • Form# 8749E • Printed in USA

A Regal Brand

REGAL

www.regalbeloit.com