



TableTop and MatTop Products

Issue 11 • North America

Customer-focused Solutions. Reliable Performance. Trusted Brands.

Rexnord® TableTop® Chains

Rexnord® MatTop® Chains

Rexnord® Materials

Rexnord® FlatTop conveyor chains and components are leading edge solutions designed to continuously improve productivity for customers in every application. With more than 120 years of experience, Rexnord offers the broadest selection of high quality chains, components, sprockets and accessories available in the world. Our team of experienced application engineers and industry experts is committed to helping you select the ideal product for your application.

Our dedication to new product development enables us to provide innovative product solutions for our customers' most demanding application requirements. Every chain, belt and component stamped with a Rexnord® brand has undergone extensive research and quality testing, ensuring our customers' conveying needs will be met with the most economical, efficient and reliable means possible.

Conveniently Accessible Online Information

We realize the success of your business depends on up-to-date product information, superior technical support and customer service. Please visit our website, www.rexnord.com, for additional product information, useful tools such as our distributor locator, and technical support options to help your business succeed.



Patents

3622018, 3701413, 3706200, 3759579, 3773391, 3782527, 3802033, 3804230, 3804232, 3826352, 3854414, 3854574, 3893564, 3902590, 3964800, 3976177, 3994405, 4008798, 4008800, 4018322, 4019627, 4033451, 4096943, 4436200, 4438838, 4441605, 4464151, 4476974, 4586601, 4629063, 4643291, 4682687, 4711605, 4765454, 4805764, 4809846, 4821869, 4823939, 4840269, 4858751, 4858753, 4865183, 4880107, 4893464, 4893709, 4909380, 4958726, 5020659, 5088597, 5096050, 5096053, 5125504, 5131960, 5158505, 5176247, 5186390, 5199197, 5199551, 5215185, 5219065, 5249415, 5253749, 5330045, 5332158, 5335768, 5337886, 5402880, 5429226, 5573106, 5597062, 5634550, 5662211, 5678682, 5678683, 5759304, 5779027, 5816390, 5860511, 5896980, 5960937, 6029802, 6036001, 6079544, 6086495, 6161685, 6164435, 6164439, 6173832, 6177113, 6196375, 6247582, 6247583, 6250459, 6360881, 6367619, 6428436, 6758327, 6840371, 6932211, 6978885, 6945388, 6997309, 7097032, 7132167, 7168557, 7246700, 7293644, 7377380, D263211, D263292, D269217, D270201, D270202, D282907, D284640, D286136, D289496, D289497, D289606, D289607, D289608, D289734, D299424, D299425, D332213, EP0286173, EP0509605, EP0700843 EP5199551, 6932211 B2 and RE38543.

Dimensions are subject to change.

Certified dimensions of ordered products are furnished upon request.

The contents of this catalog may not be reproduced in whole or in part without consent of the copyright owner. Rexnord is continually investigating methods of improving products and introducing new technologies, and therefore reserves the right to modify data and features shown in this catalog at any time.

For updated information, please visit our web site at www.rexnord.com.

TableTop Chains by Series

Plastic Straight Running Chains



820

821

831

843

845

863

963

Plastic Side-Flexing Chains



LPC279®

770 TAB

879 TAB & Bevel

880 TAB & Bevel

882 TAB & Bevel

1050 LPC,FGM, FT-TAB

1055 LPC, FTM, FT-TAB



1060, FTM

1673

1843 TAB

1863 TAB

1873 TAB

1883 TAB

3873 TAB

Metal Straight Running Chains



60


66

815

1844

1864

Metal Side-flexing Chains



60

66

881 TAB & Bevel

1874 TAB

SideGrip™ Chains



881 TAB G

882 TAB G

1843 TAB G

1873 TAB G

1874 TAB G

High Friction Chains



66 RubberTop®

820 RubberTop®

821 SuperGrip™


880 RubberTop®

882 SuperGrip™

1873 SuperGrip™

1873 RubberTop®

LBP Chains



LBP 821

LBP 882 TAB

LBP 883 TAB

SWH LBP


SHD LBP

HDF LBP


Other Chains



815 TAB Transfer




815 TAB



880 TAB BO



821 R



882 TAB R

Radiused Edge Chains

Multiflex Chains



1700



1701 TAB & Bevel



1702




1755




1757 TAB



1765 ZeroGap™



2500 TAB



2550 TAB



2565 ZeroGap™

Specialty Multiflex Chains



1700 AC



1701 TAB AC



HPM1757TAB




LBP1757TAB



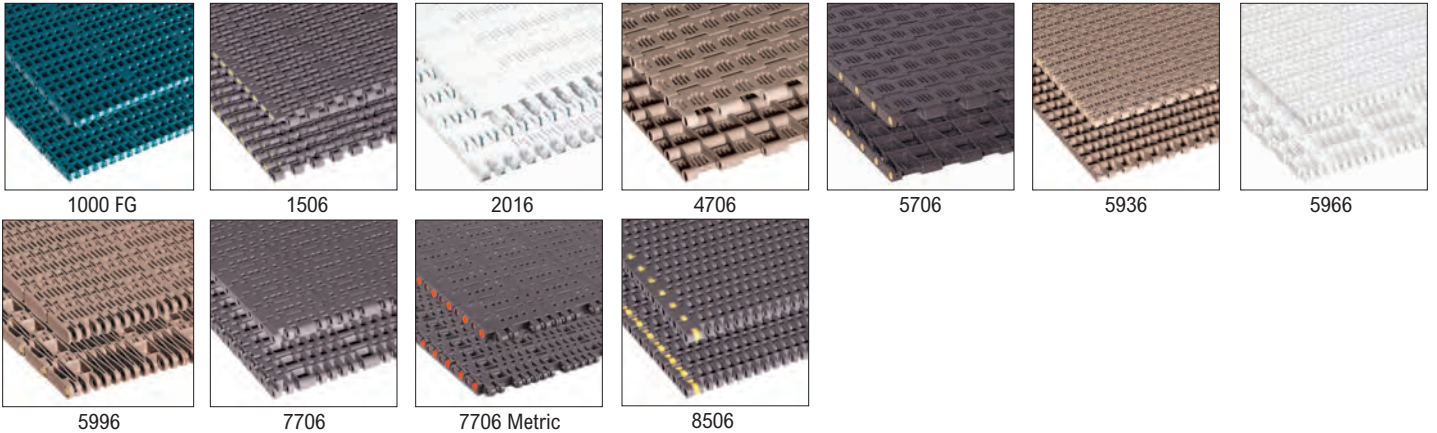
1757 TAB G

MatTop Chains by Series


Solid Top Chains




Perforated Top Chains




Open Area Chains




Raised Rib Chains




Low Backline Pressure (LBP) Chains




Side-flexing Chains




1625B-TAB




7526




7956 TAB




7956 No TAB



7956 B



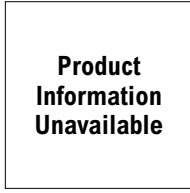
7956 GT



7963 NT



7963 ST



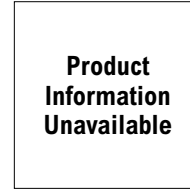
Product Information Unavailable



7966 NT



7966 ST




Product Information Unavailable


Vacuum Chains




3185



4705




5935



8505

High Friction Chains



1505 RubberTop®



3185 RubberTop®



5705 SuperGrip™




7705 RubberTop®



7705 MTW SuperGrip™



7705 SuperGrip™




8505 RubberTop®

MatTop® Chains with Microban® Product Protection



1015



1505



1506




2011



2015




2016



5998



6085




8505



8506

Safety Top



3129



6999



Rexnord® TableTop® chains are engineered to satisfy a wide range of conveyor applications for virtually any industry. A large selection of straight running and side-flexing chains are designed to convey flawlessly in even the most demanding environments. Chains formed from metal or molded from thermoplastic are perfect for high strength and high speed applications. Narrow widths are ideal for multiple strand and variable speed conveyors. Chains with low backline pressure rollers minimize product damage. Several chain series couple traditional top plates with roller base chains for increased strength and precision.

Rexnord® TableTop® Chains

Description	Format	Example 1	Example 2	Example 3	Explanation
Chains					
Material Prefix	...	LF	HP	LF	Chain material from chain page
Chain Description	...	963 (SS)	882 TAB	882 TAB GRIP	Chain description from chain page
Width Description	-	7.5IN	3.25IN	3.75IN	Chain width from chain page
Pusher Attachments					
Height	F...IN (MM)	-	F2IN	-	Height of pusher
Pitches Between Pushers	T...P	-	T3P	-	1 = every row, 2 = every other row, etc
Side-Indent	N...IN (MM)	-	N1IN	-	Distance from edge of chain to side of pusher
Gripper Attachments					
Gripper Style	...	-	-	D	"D" Style, "J" Style or "FJ" Style
Gripper Material	-	-	-	NEO	EPDM or Neoprene
Gripper Color	-	-	-	BLACK	Black or White
Gripper Hardness	...	-	-	40SH	40 shore, 60 shore, etc.
Sprockets					
Sprocket Description	...	N63	CI821	NS882	Sprocket description
Number Of Teeth	-...T	-23T	-9T	-12T	Actual number of teeth
Bore Diameter	...IN (...MM)	1-5/8IN	1IN	30MM	Bore diameter
No. of Keyways	...KW	-	1KW	1KW	Number of keyways required
No. of Setscrews	...SS	-	2SS	-	Number of setscrews required
Bore Type	...Bore	Idler	Shaft-Ready	Shaft-Ready	Bore type

When ordering, please use the guidelines outlined in the chart above to ensure accuracy.

Chain Guideline Examples:

- LF963 SS-7.5IN** is 963 chain with LF top plates on a stainless steel base chain; width of 7.5in.
- SS1874TAB SS-3.25IN** is stainless steel 874TAB top plates on a stainless steel base chain; width of 3.25in.
- SS1864TAB S-4.5IN** is stainless steel 1864TAB top plates on a steel base chain; width of 4.5in.
- HP882TAB-3.25IN F2IN T3P N11N** is HP882 TAB chain; width of 3.25in; 2 inch high pushers every 3rd pitch indented 1in.
- LF882TAB GRIP-3.75IN D NEO BK 40SH** is LF882TAB 3.75in wide SideGrip™ chain with D style neoprene black 40 shore grippers.
- HP1060FTM-84MM** is HP1060 FTM (FlatTop Magnetflex®) chain; width of 84mm.
- HP820 RT-6IN 1SD60 T1P** is HP820 RT (RubberTop®) chain 6in wide with solid dome 60 shore inserts every pitch.
- LF1873TAB SG-7.5IN 1SGD60 T2P** is LF1873TAB SG (SuperGrip™) chain 7.5in wide with SuperGrip™ dome 60 shore inserts every 2nd pitch.

Made-to-order materials require a 50 ft minimum order quantity.

Sprocket Guideline Examples:

- NS63-23T 1-5/8IN I** is a thermoplastic split NS63 series sprocket with 23 teeth and a 1-5/8in diameter idler bore.
- CI882-9T 1IN 1KW2SS** is a cast iron 882 sprocket with 9 teeth, a 1in round bore with 1 keyway and 2 setscrews.
- NS882-12T 30MM KW** is a thermoplastic split 882 series sprocket with 12 teeth and a 30mm round bore with a keyway.

Split Sprocket Bore Nomenclature:

- Shaft Ready** - Tight fit on the shaft with a keyway and set screw.
- Plain Bore** - Same tight fit bore as a shaft ready bore, but without keyway and set screw.
- Idler Bore** - Round bore with a clearance fit (no keyway or set screw). Designed to spin freely on the shaft.
- Rough Stock Bore** - Wide tolerance bore used for work in process. Not for use on any shaft. Must be further machined for actual use.
- Overbore** - Round bore with a slightly loose fit on the shaft with keyway but no set screw. Designed to move laterally on the shaft during setup and still transmit torque through the keyway as a drive sprocket in the actual application. Not recommended for axial float in thermal applications.

If the chain, sprocket or accessory you require is not described within these guidelines, please contact Rexnord for more information.

Material Prefix

Chain Description

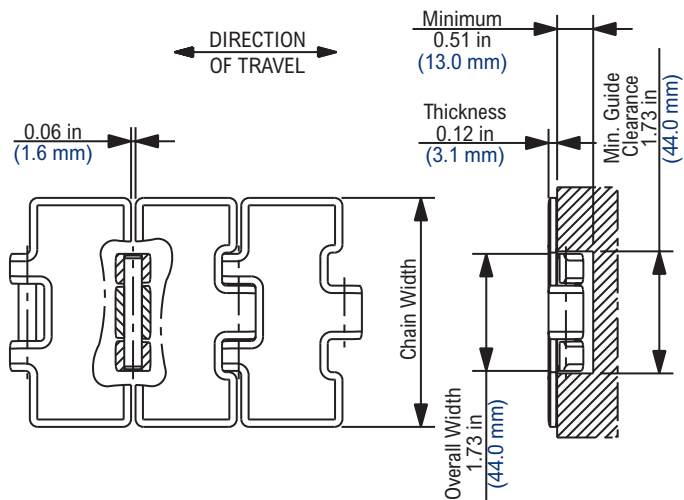
Width Description

Chain Information		
Chain Width		
desc	in	mm
3 1/4	3.25	83
4 1/2	4.50	114

60 Straight

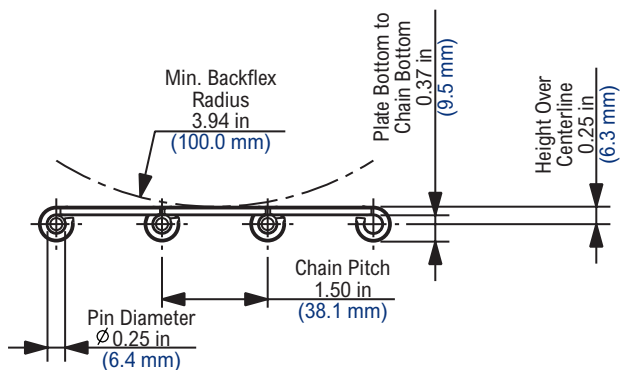


Photo shows 60S31XM TableTop® Chain in 60 Series Stainless Steel material



Chain Information

Chain Width			Min. Side-flex Radius		Approximate Weight	
desc	in	mm	in	mm	lbs/ft	kg/m
3 1/4	3.25	82.6	-	-	1.84	2.74



Available Materials

Prefix	Chain Material	Standard Pin Material	Temperature						Chain Strength		FDA Approval
			Fahrenheit			Celsius			lbs	N	
			min	max	dry	wet	min	max			
Standard Materials											
60	60 Series Stainless Steel	Stainless Steel	-100	800	212	-73	427	100	625	2,780	Yes

Regulatory Information

Based on the material chemistries, industry standards, and the documentation in the Federal Registry, it is the opinion of Rexnord that the MCC® TableTop® stainless steel chains can be considered GRAS for direct food contact.

Rexnord®, MCC and TableTop are trademarks of Rexnord Corporation.

All rights reserved.

Additional Notes

Stocked in 80 pitch, 10 ft (3.048 m) length strands.

Stainless steel is ferritic.

Chain strength is listed at room temperature. NR = Not Recommended.

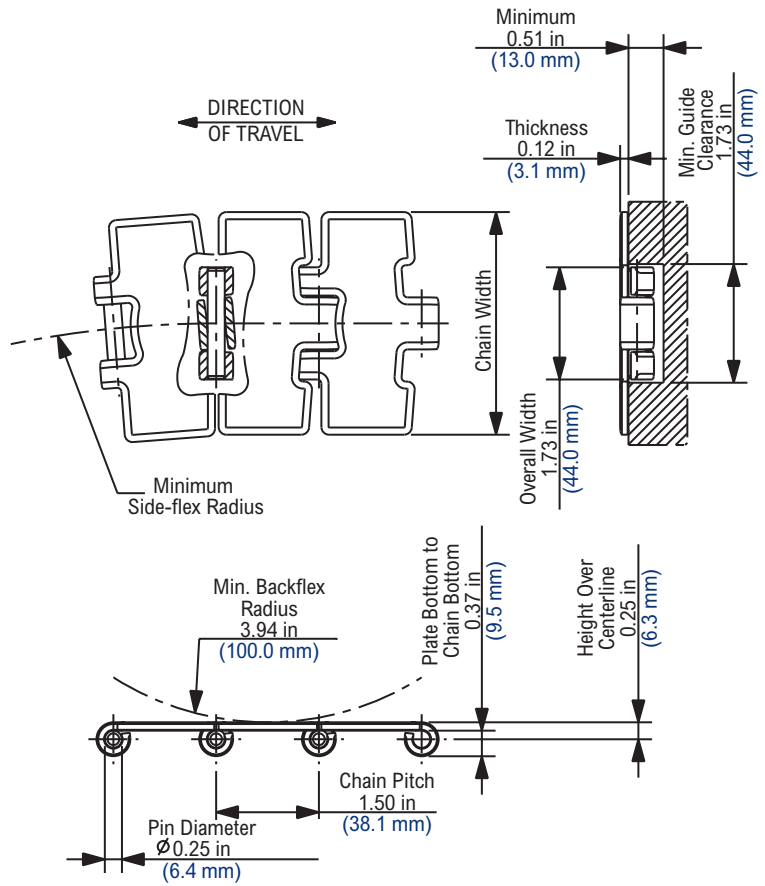
For additional material information, see material portfolio.

60S31XM is Part No. 762.69.31

60 Side-flexing



Photo shows 60M31XM TableTop® Chain in 60 Series Stainless Steel material



Chain Information

Chain Width		Min. Side-flex Radius		Approximate Weight		
desc	in	mm	in	mm	lbs/ft	kg/m
3 1/4	3.25	82.6	19.69	500.0	1.84	2.74

Available Materials

Prefix	Chain Material	Standard Pin Material	Temperature						Chain Strength		FDA Approval
			Fahrenheit			Celsius					
			min	max dry	max wet	min	max dry	max wet	lbs	N	
Standard Materials											
60	60 Series Stainless Steel	Stainless Steel	-100	800	212	-73	427	100	625	2,780	Yes

Regulatory Information

Based on the material chemistries, industry standards, and the documentation in the Federal Registry, it is the opinion of Rexnord that the MCC® TableTop® stainless steel chains can be considered GRAS for direct food contact.

Rexnord®, MCC and TableTop are trademarks of Rexnord Corporation.

All rights reserved.

Additional Notes

Stocked in 80 pitch, 10 ft (3.048 m) length strands.


Stainless steel is ferritic.

Chain strength is listed at room temperature. NR = Not Recommended.


For additional material information, see material portfolio.

60M31XM is Part No. 767.69.31

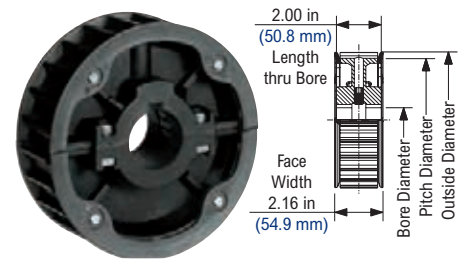
815 Cast Iron Arm Body Sprocket



815 Cast Iron Block Body Sprocket



NS815 Thermoplastic Split Sprocket



815 Cast Iron Arm Body Sprocket Information

Number Of Teeth	Pitch Diameter	Outside Diameter	Bore Diameter (Shaft-Ready)											Bore Diameter (Round)				Approximate Weight	
			Round		Square				Round		Round								
			in	mm	in	mm	in	mm	in	mm	in	mm	in	mm					
actual	effect	in	mm	in	mm	min	max	min	max	min	max	min	max	min	max	min	max	lbs	kg
19	9 1/2	4.620	117.35	4.61	117.1	1	1 1/4	20	30	-	-	-	-	1	1 1/4	20	30	3.28	1.49
20	10	4.854	123.29	4.86	123.4	1	1 1/4	20	30	-	-	-	-	1	1 1/4	20	30	3.81	1.73
21	10 1/2	5.089	129.26	5.12	130.0	1	1 3/4	20	45	-	-	-	-	1	1 3/4	20	45	4.63	2.10
22	11	5.324	135.23	5.35	135.9	1	1 3/4	20	45	-	-	-	-	1	1 3/4	20	45	5.12	2.32
23	11 1/2	5.560	141.22	5.59	142.0	1	1 3/4	20	45	-	-	-	-	1	1 3/4	20	45	5.31	2.41
24	12	5.796	147.22	5.83	148.1	1	1 3/4	20	45	-	-	-	-	1	1 3/4	20	45	5.41	2.45
25	12 1/2	6.032	153.21	6.07	154.2	1	1 3/4	20	45	-	-	-	-	1	1 3/4	20	45	5.57	2.53
27	13 1/2	6.504	165.20	6.56	166.6	1	1 3/4	20	45	-	-	-	-	1	1 3/4	20	45	6.50	2.95
29	14 1/2	6.978	177.24	7.05	179.1	1	1 3/4	20	45	-	-	-	-	1	1 3/4	20	45	6.72	3.05
31	15 1/2	7.452	189.28	7.53	191.3	1	1 3/4	20	45	-	-	-	-	1	1 3/4	20	45	6.86	3.11
41	20 1/2	9.826	249.58	9.93	252.2	1	2 1/2	20	65	-	-	-	-	1	2 1/2	20	65	16.23	7.36

Shaft-ready round bore sprockets are shipped with keyway and setscrew. Metric shaft-ready round bores are shipped with metric hardware, but without setscrews.

815 Cast Iron Block Body Sprocket Information

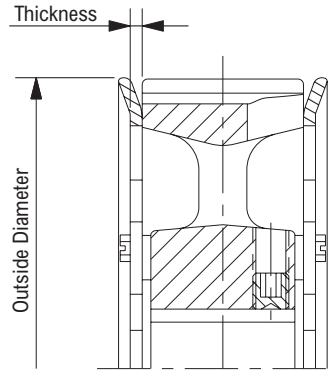
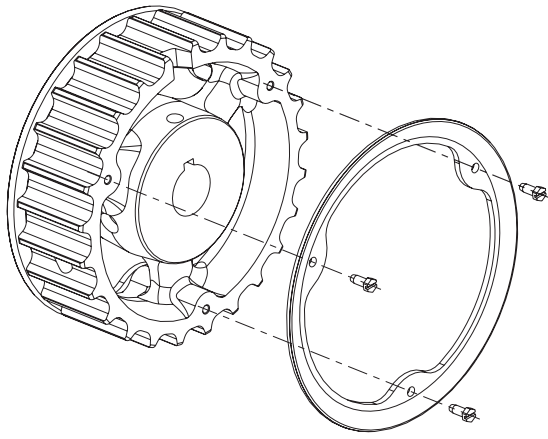
Number Of Teeth	Pitch Diameter	Outside Diameter	Bore Diameter (Shaft-Ready)											Bore Diameter (Round)				Approximate Weight	
			Round		Square				Round		Round								
			in	mm	in	mm	in	mm	in	mm	in	mm	in	mm					
actual	effect	in	mm	in	mm	min	max	min	max	min	max	min	max	min	max	min	max	lbs	kg
13	6 1/2	3.228	81.99	3.11	79.0	1	1 1/4	20	30	-	-	-	-	1	1 1/4	20	30	2.45	1.11
15	7 1/2	3.688	93.68	3.63	92.2	1	1 1/4	20	30	-	-	-	-	1	1 1/4	20	30	3.57	1.62
17	8 1/2	4.152	105.46	4.12	104.6	1	1 11/16	20	40	-	-	-	-	1	1 11/16	20	40	4.83	2.19
21	10 1/2	5.089	129.26	5.12	130.0	1	2 11/16	20	70	-	-	-	-	1	2 11/16	20	70	4.63	2.10
25	12 1/2	6.032	153.21	6.07	154.2	1	3 7/16	20	90	-	-	-	-	1	3 7/16	20	90	5.57	2.53

Shaft-ready round bore sprockets are shipped with keyway and setscrew. Metric shaft-ready round bores are shipped with metric hardware, but without setscrews.

NS815 Thermoplastic Split Sprocket Information

Number Of Teeth	Pitch Diameter	Outside Diameter	Bore Diameter (Shaft-Ready)											Bore Diameter (Idler)				Approximate Weight	
			Round		Square				Round		Round								
			in	mm	in	mm	in	mm	in	mm	in	mm	in	mm					
actual	effect	in	mm	in	mm	min	max	min	max	min	max	min	max	min	max	min	max	lbs	kg
21	10 1/2	5.089	129.26	5.12	130.0	1	1 5/8	25	40	-	-	-	-	1	1 5/8	25	40	1.01	0.46
23	11 1/2	5.560	141.22	5.59	142.0	1	1 5/8	25	40	-	-	-	-	1	1 5/8	25	40	1.19	0.54
25	12 1/2	6.032	153.21	6.07	154.2	1	2	25	50	-	-	-	-	1	2	25	50	1.39	0.63
27	13 1/2	6.504	165.20	6.56	166.6	1	1 5/8	25	40	-	-	-	-	1	1 5/8	25	40	1.76	0.80

Shaft-ready round bore sprockets are shipped with keyway and setscrews. Metric shaft-ready round bore sprockets are shipped with metric hardware but without setscrews. Idler bores are designed to spin freely on the shaft without keyway or setscrews. Supplied with guide rings attached.



Guide Rings

Carbon Steel	Stainless Steel	Sprocket Teeth	Outside Diameter		Thickness		Approximate Weight	
			in	mm	in	mm	lbs	kg
10182845	10182847	15-16	3.62	91.9	0.06	1.5	0.23	0.10
10182849	10182851	17-18	4.11	104.4	0.06	1.5	0.26	0.12
10182877	10182879	19-20	4.58	116.3	0.13	3.3	0.37	0.17
10182861	10182863	21-22	5.09	129.3	0.13	3.3	0.44	0.20
10182857	10182859	23-24	5.56	141.2	0.13	3.3	0.46	0.21
10182865	10182867	25-26	6.04	153.4	0.13	3.3	0.47	0.21
10182869	10182871	27-28	6.53	165.9	0.13	3.3	0.53	0.24
10182873	10182875	29-30	7.02	178.3	0.13	3.3	0.56	0.25
10182853	10182855	31-32	7.50	190.5	0.13	3.3	0.67	0.30
10182881	10182883	41-42	9.89	251.2	0.13	3.3	0.92	0.42

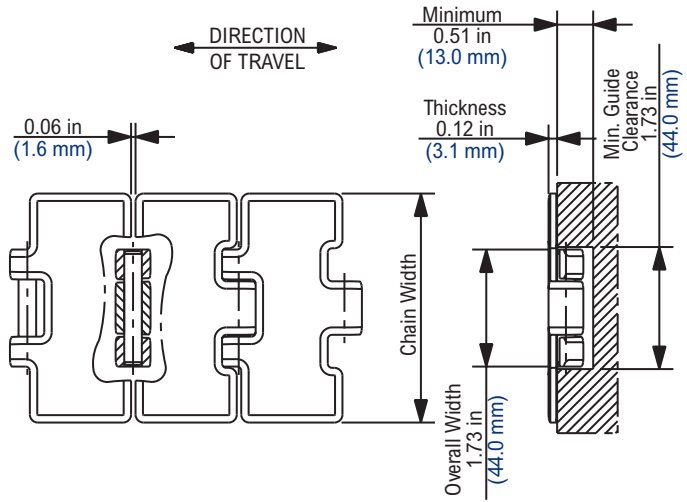
One set = two guide rings and six assembly screws (Part # 10025012).

For 815 and 820 Cast Iron sprockets only.

66 Straight

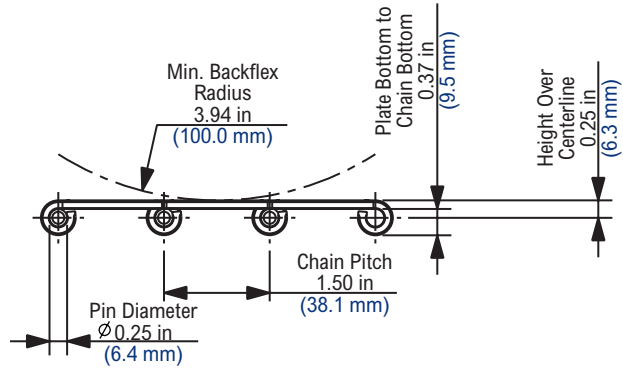


Photo shows 66S84XM TableTop® Chain in 66 Series Stainless Steel material



Chain Information

Chain Width			Min. Side-flex Radius		Approximate Weight	
desc	in	mm	in	mm	lbs/ft	kg/m
84 MM	3.31	84.0	-	-	1.84	2.74



Available Materials

Prefix	Chain Material	Standard Pin Material	Temperature						Chain Strength		FDA Approval
			Fahrenheit			Celsius			lbs	N	
			min	max dry	max wet	min	max dry	max wet			
Standard Materials											
66	60 Series Stainless Steel	Ultra Wear Resistant SS	-100	800	212	-73	427	100	625	2,780	Yes

Regulatory Information

Based on the material chemistries, industry standards, and the documentation in the Federal Registry, it is the opinion of Rexnord that the MCC® TableTop® stainless steel chains can be considered GRAS for direct food contact.

Rexnord, MCC, RubberTop and TableTop are trademarks of Rexnord Corporation.

All rights reserved.

U.S. Patents: 7097032, 7243783

Additional Notes

Stocked in 80 pitch, 10 ft (3.048 m) length strands.

Stainless steel is ferritic.

Chain strength is listed at room temperature. NR = Not Recommended.

For additional material information, see material portfolio.

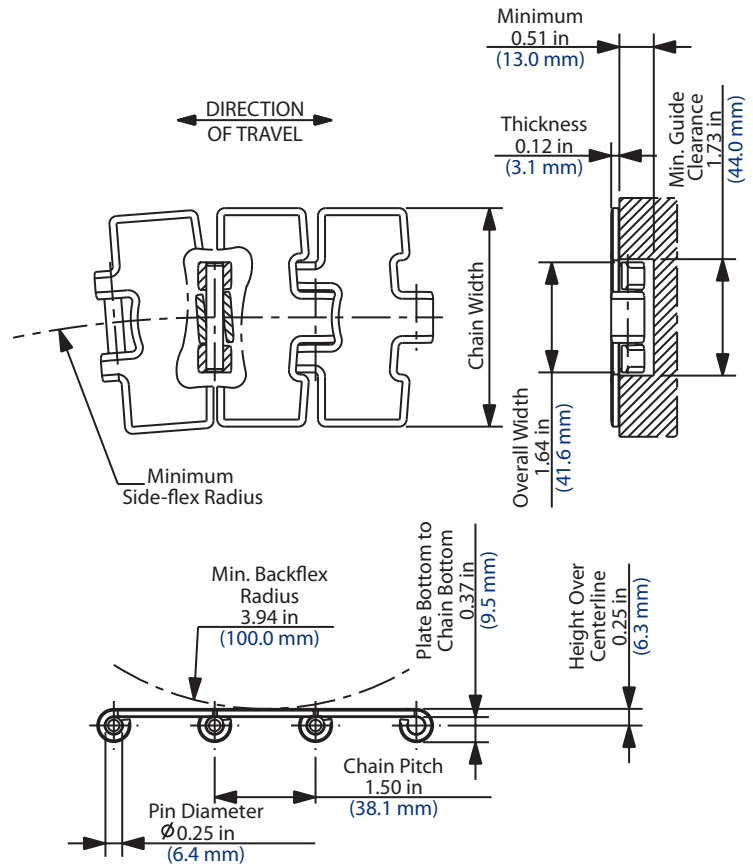
66S84XM is Part No. 762.09.84

66S31XM (3.25 in) is available on a MTO basis as part No. 762.09.31

66 Side-flexing



Photo shows 66M31XM TableTop® Chain in 66 Series Stainless Steel material



Chain Information

Chain Width		Min. Side-flex Radius		Approximate Weight		
desc	in	mm	in	mm	lbs/ft	kg/m
3 1/4	3.25	82.6	19.69	500.0	1.84	2.74

Available Materials

Prefix	Chain Material	Standard Pin Material	Temperature						Chain Strength		FDA Approval
			Fahrenheit			Celsius			lbs	N	
			min	max dry	max wet	min	max dry	max wet			
Standard Materials											
66	60 Series Stainless Steel	Ultra Wear Resistant SS	-100	800	212	-73	427	100	625	2,780	Yes

Regulatory Information

Based on the material chemistries, industry standards, and the documentation in the Federal Registry, it is the opinion of Rexnord that the MCC® TableTop® stainless steel chains can be considered GRAS for direct food contact.

Rexnord, MCC, RubberTop and TableTop are trademarks of Rexnord Corporation

All rights reserved.

U.S. Patents: 7097032, 7243783

Additional Notes

Stocked in 80 pitch, 10 ft (3.048 m) length strands.

Stainless steel is ferritic.

Chain strength is listed at room temperature. NR = Not Recommended.

For additional material information, see material portfolio.

66M31XM is Part No. 767.09.31.

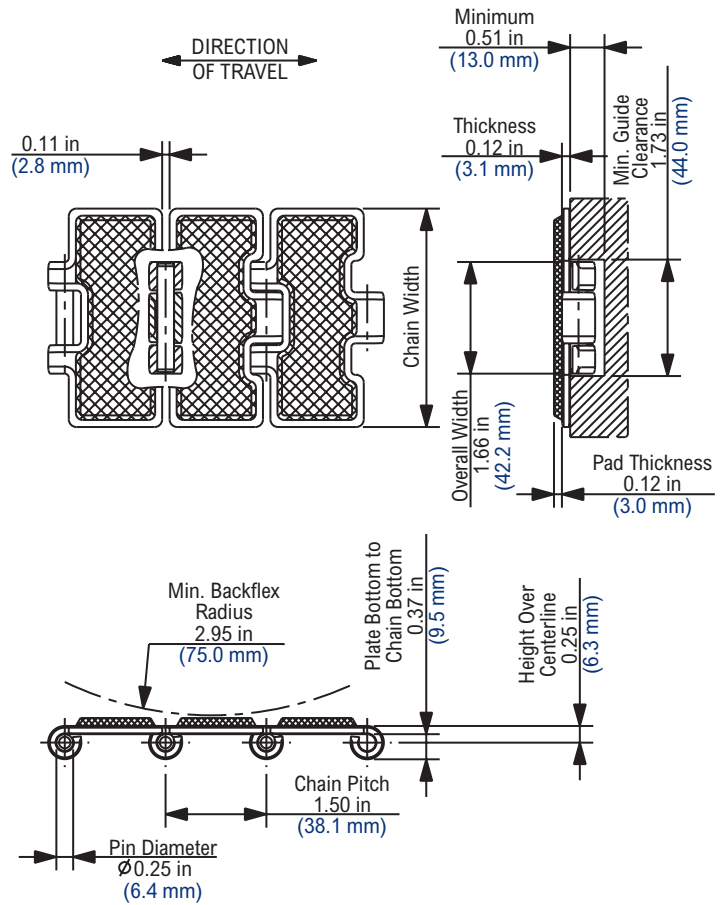
66 RubberTop®



Photo shows 66S31R TableTop® Chain in 66 Series Stainless Steel material

Chain Information

desc	Chain Width		Min. Side-flex Radius		Approximate Weight	
	in	mm	in	mm	lbs/ft	kg/m
3 1/4	3.25	82.6	-	-	1.88	2.80



Available Materials

Prefix	Chain Material	Standard Pin Material	Temperature						Chain Strength		FDA Approval
			Fahrenheit			Celsius			lbs	N	
			min	max	wet	min	max	wet			
Standard Materials											
66	60 Series Stainless Steel with Rubber Top	Ultra Wear Resistant SS	5	176	NR	-15	80	NR	625	2,780	No


Regulatory Information

Rexnord, MCC, RubberTop and TableTop are trademarks of Rexnord Corporation. All rights reserved.
U.S. Patents: 7097032, 7243783


Additional Notes

Stocked in 80 pitch, 10 ft (3.048 m) length strands. Stainless steel is ferritic. Chain strength is listed at room temperature. NR = Not Recommended. For additional material information, see material portfolio. 66S31R is Part No. 762.04.31.

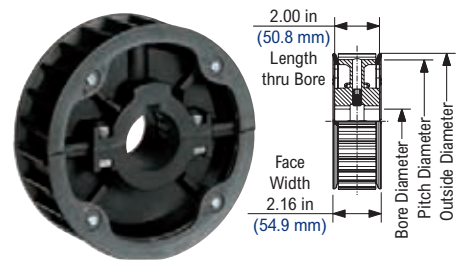
815 Semi-Steel Arm Body Sprocket



815 Semi-Steel Block Body Sprocket



NS815 Thermoplastic Split Sprocket



815 Semi-Steel Arm Body Sprocket Information

Number Of Teeth	Pitch Diameter	Outside Diameter		Bore Diameter (Shaft-Ready)								Bore Diameter (Round)				Approximate Weight			
				Round				Square				in		mm					
				in	mm	in	mm	in	mm	in	mm	min	max	min	max			lbs	kg
19	9 1/2	4.620	117.35	4.61	117.1	1	1 1/4	20	30	-	-	-	-	1	1 1/4	20	30	3.28	1.49
20	10	4.854	123.29	4.86	123.4	1	1 1/4	20	30	-	-	-	-	1	1 1/4	20	30	3.81	1.73
21	10 1/2	5.089	129.26	5.12	130.0	1	1 3/4	20	45	-	-	-	-	1	1 3/4	20	45	4.63	2.10
22	11	5.324	135.23	5.35	135.9	1	1 3/4	20	45	-	-	-	-	1	1 3/4	20	45	5.12	2.32
23	11 1/2	5.560	141.22	5.59	142.0	1	1 3/4	20	45	-	-	-	-	1	1 3/4	20	45	5.31	2.41
24	12	5.796	147.22	5.83	148.1	1	1 3/4	20	45	-	-	-	-	1	1 3/4	20	45	5.41	2.45
25	12 1/2	6.032	153.21	6.07	154.2	1	1 3/4	20	45	-	-	-	-	1	1 3/4	20	45	5.57	2.53
27	13 1/2	6.504	165.20	6.56	166.6	1	1 3/4	20	45	-	-	-	-	1	1 3/4	20	45	6.50	2.95
29	14 1/2	6.978	177.24	7.05	179.1	1	1 3/4	20	45	-	-	-	-	1	1 3/4	20	45	6.72	3.05
31	15 1/2	7.452	189.28	7.53	191.3	1	1 3/4	20	45	-	-	-	-	1	1 3/4	20	45	6.86	3.11
41	20 1/2	9.826	249.58	9.93	252.2	1	2 1/2	20	65	-	-	-	-	1	2 1/2	20	65	16.23	7.36

Shaft-ready round bore sprockets are shipped with keyway and setscrew. Metric shaft-ready round bores are shipped with metric hardware, but without setscrews.

815 Semi-Steel Block Body Sprocket Information

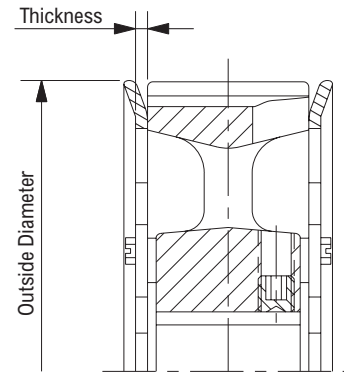
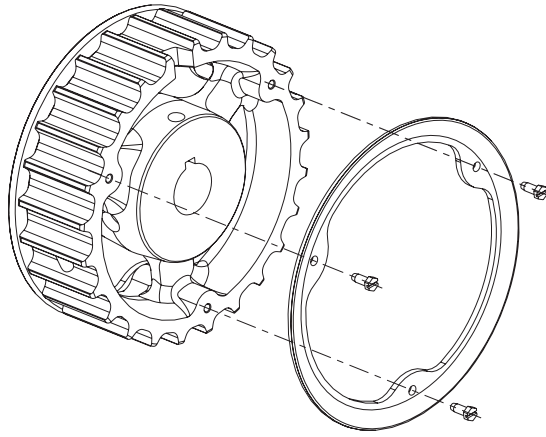
Number Of Teeth	Pitch Diameter	Outside Diameter		Bore Diameter (Shaft-Ready)								Bore Diameter (Round)				Approximate Weight			
				Round				Square				in		mm					
				in	mm	in	mm	in	mm	in	mm	min	max	min	max			lbs	kg
13	6 1/2	3.228	81.99	3.11	79.0	1	1 1/4	20	30	-	-	-	-	1	1 1/4	20	30	2.45	1.11
15	7 1/2	3.688	93.68	3.63	92.2	1	1 1/4	20	30	-	-	-	-	1	1 1/4	20	30	3.57	1.62
17	8 1/2	4.152	105.46	4.12	104.6	1	1 11/16	20	40	-	-	-	-	1	1 11/16	20	40	4.83	2.19
21	10 1/2	5.089	129.26	5.12	130.0	1	2 11/16	20	70	-	-	-	-	1	2 11/16	20	70	4.63	2.10
25	12 1/2	6.032	153.21	6.07	154.2	1	3 7/16	20	90	-	-	-	-	1	3 7/16	20	90	5.57	2.53

Shaft-ready round bore sprockets are shipped with keyway and setscrew. Metric shaft-ready round bores are shipped with metric hardware, but without setscrews.

NS815 Thermoplastic Split Sprocket Information

Number Of Teeth	Pitch Diameter	Outside Diameter		Bore Diameter (Shaft-Ready)								Bore Diameter (Idler)				Approximate Weight			
				Round				Square				in		mm					
				in	mm	in	mm	in	mm	in	mm	min	max	min	max			lbs	kg
21	10 1/2	5.089	129.26	5.12	130.0	1	1 5/8	25	40	-	-	-	-	1	1 5/8	25	40	1.01	0.46
23	11 1/2	5.560	141.22	5.59	142.0	1	1 5/8	25	40	-	-	-	-	1	1 5/8	25	40	1.19	0.54
25	12 1/2	6.032	153.21	6.07	154.2	1	2	25	50	-	-	-	-	1	2	25	50	1.39	0.63
27	13 1/2	6.504	165.20	6.56	166.6	1	1 5/8	25	40	-	-	-	-	1	1 5/8	25	40	1.76	0.80

Shaft-ready round bore sprockets are shipped with keyway and setscrews. Metric shaft-ready round bore sprockets are shipped with metric hardware but without setscrews. Idler bores are designed to spin freely on the shaft without keyway or setscrews. Supplied with guide rings attached.



Guide Rings

Part Number		Sprocket Teeth	Outside Diameter		Thickness		Approximate Weight	
Carbon Steel	Stainless Steel		in	mm	in	mm	lbs	kg
10182845	10182847	15-16	3.62	91.9	0.06	1.5	0.23	0.10
10182849	10182851	17-18	4.11	104.4	0.06	1.5	0.26	0.12
10182877	10182879	19-20	4.58	116.3	0.13	3.3	0.37	0.17
10182861	10182863	21-22	5.09	129.3	0.13	3.3	0.44	0.20
10182857	10182859	23-24	5.56	141.2	0.13	3.3	0.46	0.21
10182865	10182867	25-26	6.04	153.4	0.13	3.3	0.47	0.21
10182869	10182871	27-28	6.53	165.9	0.13	3.3	0.53	0.24
10182873	10182875	29-30	7.02	178.3	0.13	3.3	0.56	0.25
10182853	10182855	31-32	7.50	190.5	0.13	3.3	0.67	0.30
10182881	10182883	41-42	9.89	251.2	0.13	3.3	0.92	0.42

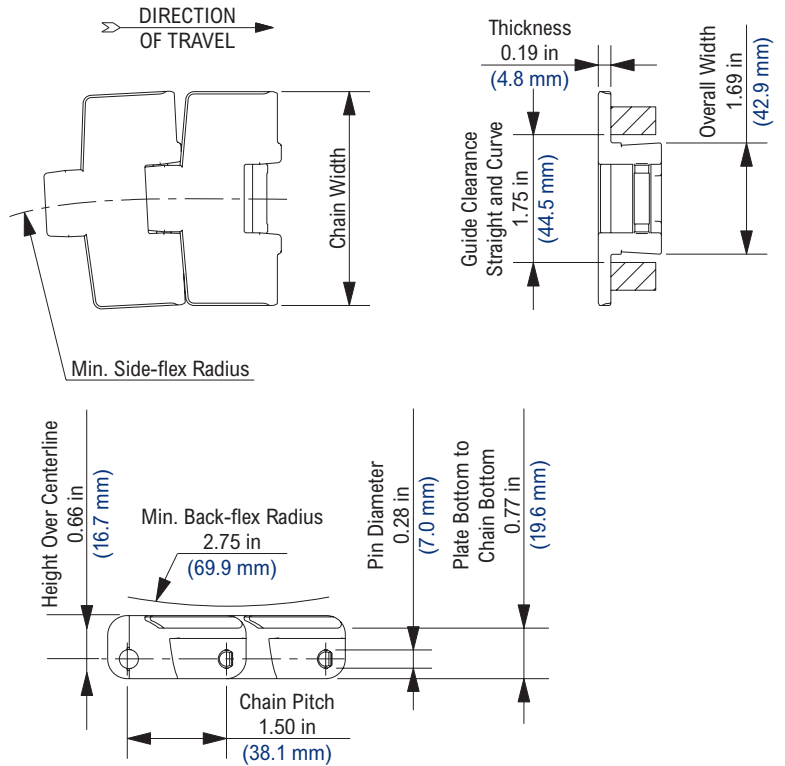

One set = two guide rings and six assembly screws (Part # 10025012).

For 815 and 820 semi-steel sprockets only.

Lined area for handwritten notes or calculations.



LPC279®



Chain Information

desc	Chain Width		Min. Side-flex Radius		Approximate Weight	
	in	mm	in	mm	lbs/ft	kg/m
3 1/4	3.25	82.6	18.00	457.2	0.78	1.16
4 1/2	4.50	114.3	18.00	457.2	0.88	1.31
7 1/2	7.50	190.5	18.00	457.2	1.20	1.79

Available Materials

Prefix	Chain Material	Standard Pin Material	Temperature							Chain Strength		FDA Approval
			Fahrenheit			Celsius				lbs	N	
			min	max	dry	wet	min	max	dry			
Standard Materials												
HP™	High Performance	Stainless Steel	-40	180	150	-40	82	66	425	1,890	Yes	
LF	Low Friction	Stainless Steel	-40	180	150	-40	82	66	425	1,890	Yes	
Made-to-Order Materials												
PS®	Platinum Series®	Stainless Steel	-40	180	150	-40	82	66	425	1,890	Yes	
WHP	White High Performance	Stainless Steel	-40	180	150	-40	82	66	425	1,890	Yes	

Regulatory Information

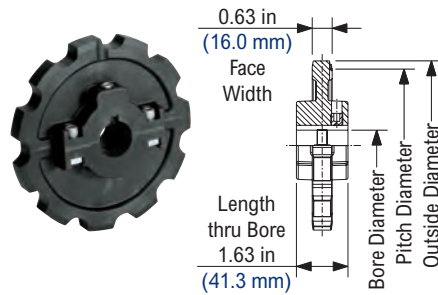
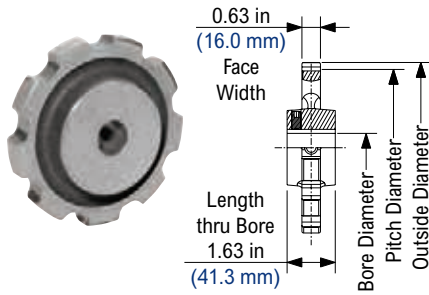
The Food and Drug Administration (FDA) accepts certain materials for direct food contact. FDA approved material is compliant to FDA 21 CFR § 177. Rexnord, TableTop, Platinum Series, HP, LPC, LPC279 and PS are trademarks of Rexnord Corporation. All rights reserved. U.S. Patents: 4436200, 5176247

Additional Notes

MTO (Made-to-Order) products are non-returnable. Minimum order quantity and additional setup charges may also apply. Stocked in 80 pitch, 10 ft (3.048 m) length strands. Thermoplastic pins are available on a made-to-order basis. High performance (HPTM) material is offered for the 7-1/2 in (190.5 mm) width only. Must be used with LPC® corner tracks for side-flexing applications. Rexnord® curves are recommended for use with these chains because they have the proper profile to maintain chain hold-down. Low Pin Centerline (LPC®) chain is retained in the corners without the use of bevels, TABS or magnets, and can be lifted vertically out of the corners for cleaning and/or maintenance. Chain strength is listed at room temperature. NR = Not Recommended. For additional material information, see material portfolio

880 Cast Iron Sprocket

NS880 Thermoplastic Split Sprocket



880 Cast Iron Sprocket Information

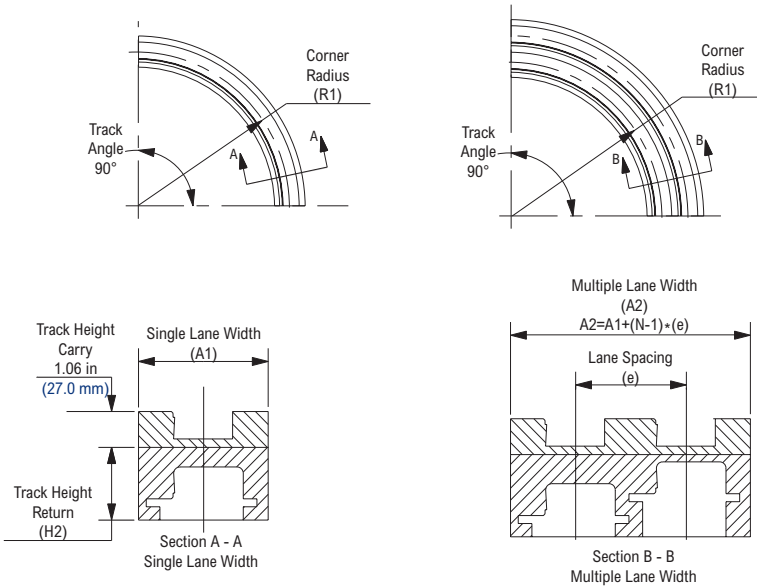
Number Of Teeth		Pitch Diameter		Outside Diameter		Bore Diameter (Shaft-Ready)								Bore Diameter (Round)				Approximate Weight	
						Round				Square				in		mm			
						in	mm	min	max	min	max	min	max	min	max	min	max		
actual	effect	in	mm	in	mm	min	max	min	max	min	max	min	max	min	max	min	max	lbs	kg
9	9	4.386	111.40	4.33	110.0	3/4	1 3/8	20	35	-	-	-	-	3/4	2 1/4	20	55	2.87	1.30
10	10	4.854	123.29	4.82	122.4	3/4	1 1/4	20	30	-	-	-	-	3/4	1 3/4	20	40	3.09	1.40
11	11	5.324	135.23	5.31	134.9	3/4	1 3/8	20	35	-	-	-	-	3/4	2 1/4	20	55	3.31	1.50
12	12	5.796	147.22	5.80	147.3	3/4	1 3/8	20	35	-	-	-	-	3/4	2 1/4	20	55	3.53	1.60
15	15	7.215	183.26	7.26	184.4	3/4	1 3/8	20	35	-	-	-	-	3/4	2 1/4	20	55	4.19	1.90

Shaft-ready round bore sprockets are shipped with keyway and setscrew.

NS880 Thermoplastic Split Sprocket Information

Number Of Teeth		Pitch Diameter		Outside Diameter		Bore Diameter (Shaft-Ready)								Bore Diameter (Idler)				Approximate Weight	
						Round				Square				in		mm			
						in	mm	min	max	min	max	min	max	min	max	min	max		
actual	effect	in	mm	in	mm	min	max	min	max	min	max	min	max	min	max	min	max	lbs	kg
11	11	5.324	135.23	5.30	134.6	1	1 5/8	25	40	-	-	-	-	1	1 3/4	25	45	0.66	0.30
12	12	5.796	147.22	5.80	147.3	1	1 3/4	25	45	-	-	-	-	1	1 3/4	25	45	0.82	0.37

Imperial shaft-ready round bore sprockets are shipped with keyway and setscrew. Metric shaft-ready round bore sprockets are shipped with keyway and no setscrew. Idler bores are designed to spin freely on the shaft.



LPC279® Corner Tracks

Corner track kit supplied as one carry and one return.

All Nylatron® corner track kits consist of one Nylatron® carry and one UHMWPE return.

All LPC® corner track kits are available on a made-to-order basis.

All LPC279® UHMWPE corner tracks are black. All Nylatron® corner tracks are gray/black.

For LPC279® chains only.

Corner Track Kit Number	Carry Part Number	Return Part Number	Chain Width		Corner Radius		Single Lane Width (A1)		Multiple Lane Width (A2)		Lane Spacing (e)		Track Height Return (H2)		Number of Lanes (N)	Approximate Corner Track Kit Weight	
			in	mm	in	mm	in	mm	in	mm	in	mm	in	mm		lbs	kg
UHMWPE (black)																	
KLU413457-1	114-1674-6	114-1673-6	3 1/4	82.6	18.0	457	3.94	100.1	-	-	-	-	2.25	57.2	1	7.40	3.36
KLU413457-2	114-1674-73	114-1673-31					7.24	183.9	3.30	83.8	2.44	62.0	2	13.70	6.21		
KLU413457-3	114-1674-74	114-1673-32					10.54	267.7					3	20.80	9.43		
KLU413457-4	114-1674-75	114-1673-33					13.85	351.8	4	28.20	12.79						
KLU413610-1	114-1674-7	114-1673-7	24.0	610	18.0	457	3.94	100.1	7.24	183.9	-	-	2.25	57.2	1	9.90	4.49
KLU413610-2	114-1674-51	114-1673-34					7.24	183.9	3.30	83.8	2.44	62.0	2	17.90	8.12		
KLU413610-3	114-1674-52	114-1673-35					10.54	267.7					3	26.70	12.11		
KLU413610-4	114-1674-53	114-1673-36					13.85	351.8	4	35.90	16.28						
KLU418457-1	114-1674-68	114-1854-14	4 1/2	114.3	18.0	457	5.31	134.9	-	-	-	-	2.25	57.2	1	11.20	5.08
KLU418457-2	114-1674-76	114-1854-18					9.87	250.7	4.55	115.6	2.44	62.0	2	22.20	10.07		
KLU418457-3	114-1674-77	114-1854-19					14.42	366.3					3	34.30	15.56		
KLU418457-4	114-1674-78	114-1854-20					18.97	481.8	4	47.30	21.45						
KLU418610-1	114-1674-65	114-1854-15	24.0	610	18.0	457	5.31	134.9	-	-	-	-	2.25	57.2	1	15.00	6.80
KLU418610-2	114-1674-57	114-1854-21					9.87	250.7	4.55	115.6	2.44	62.0	2	28.28	12.83		
KLU418610-3	114-1674-58	114-1854-22					14.42	366.3					3	43.87	19.90		
KLU418610-4	114-1674-59	114-1854-23					18.97	481.8	4	59.74	27.10						
KLU430457-1	114-1674-69	114-3056-4	7 1/2	190.5	18.0	457	8.43	214.1	-	-	-	-	2.25	57.2	1	19.70	8.94
KLU430457-2	114-1674-79	114-4477-1					-	-	15.98	405.9	7.55	191.8	2.44	62.0	2	43.20	19.60
KLU430610-1	114-1674-48	114-3056-1					8.43	214.1	-	-	-	-	2.25	57.2	1	26.20	11.88
KLU430610-2	114-1674-60	114-4477-2					-	-	15.98	405.9	7.55	191.8	2.44	62.0	2	55.30	25.08
KLU430762-1	114-1674-49	114-3056-2	30.0	762	18.0	457	8.43	214.1	-	-	-	-	2.25	57.2	1	32.80	14.88
KLU430762-2	114-1674-80	114-4477-3					-	-	15.98	405.9	7.55	191.8	2.44	62.0	2	67.50	30.62
Nylatron® (gray/black)																	
KLN413457-1	114-1674-61	114-1673-6	3 1/4	82.6	18.0	457	3.94	100.1	-	-	-	-	2.25	57.2	1	8.00	3.63
KLN413457-2	114-1674-81	114-1673-31					7.24	183.9	3.30	83.8	2.44	62.0	2	14.90	6.76		
KLN413457-3	114-1674-82	114-1673-32					10.54	267.7					3	22.60	10.25		
KLN413457-4	114-1674-83	114-1673-33					13.85	351.8	4	30.70	13.93						
KLN413610-1	114-1674-26	114-1673-7	24.0	610	18.0	457	3.94	100.1	-	-	-	-	2.25	57.2	1	10.70	4.85
KLN413610-2	114-1674-84	114-1673-34					7.24	183.9	3.30	83.8	2.44	62.0	2	19.50	8.85		
KLN413610-3	114-1674-85	114-1673-35					10.54	267.7					3	29.10	13.20		
KLN413610-4	114-1674-86	114-1673-36					13.85	351.8	4	39.10	17.74						
KLN418457-1	114-1674-70	114-1854-14	4 1/2	114.3	18.0	457	5.31	134.9	-	-	-	-	2.25	57.2	1	12.20	5.53
KLN418457-2	114-1674-90	114-1854-18					9.87	250.7	4.55	115.6	2.44	62.0	2	24.10	10.93		
KLN418457-3	114-1674-91	114-1854-19					14.42	366.3					3	37.40	16.96		
KLN418457-4	114-1674-92	114-1854-20					18.97	481.8	4	51.80	23.50						
KLN418610-1	114-1674-63	114-1854-15	24.0	610	18.0	457	5.31	134.9	-	-	-	-	2.25	57.2	1	16.20	7.35
KLN418610-2	114-1674-93	114-1854-21					9.87	250.7	4.55	115.6	2.44	62.0	2	31.30	14.20		
KLN418610-3	114-1674-94	114-1854-22					14.42	366.3					3	47.70	21.64		
KLN418610-4	114-1674-95	114-1854-23					18.97	481.8	4	65.20	29.57						
KLN430457-1	114-1674-71	114-3056-4	7 1/2	190.5	18.0	457	8.43	214.1	-	-	-	-	2.25	57.2	1	21.30	9.66
KLN430457-2	114-1674-96	114-4477-1					-	-	15.98	405.9	7.55	191.8	2.44	62.0	2	47.00	21.32
KLN430610-1	114-1674-64	114-3056-1					8.43	214.1	-	-	-	-	2.25	57.2	1	28.40	12.88
KLN430610-2	114-1674-97	114-4477-2					-	-	15.98	405.9	7.55	191.8	2.44	62.0	2	60.10	27.26
KLN430762-1	114-1674-72	114-3056-2	30.0	762	18.0	457	8.43	214.1	-	-	-	-	2.25	57.2	1	35.60	16.15
KLN430762-2	114-1674-98	114-4477-3					-	-	15.98	405.9	7.55	191.8	2.44	62.0	2	73.30	33.25

770 TAB


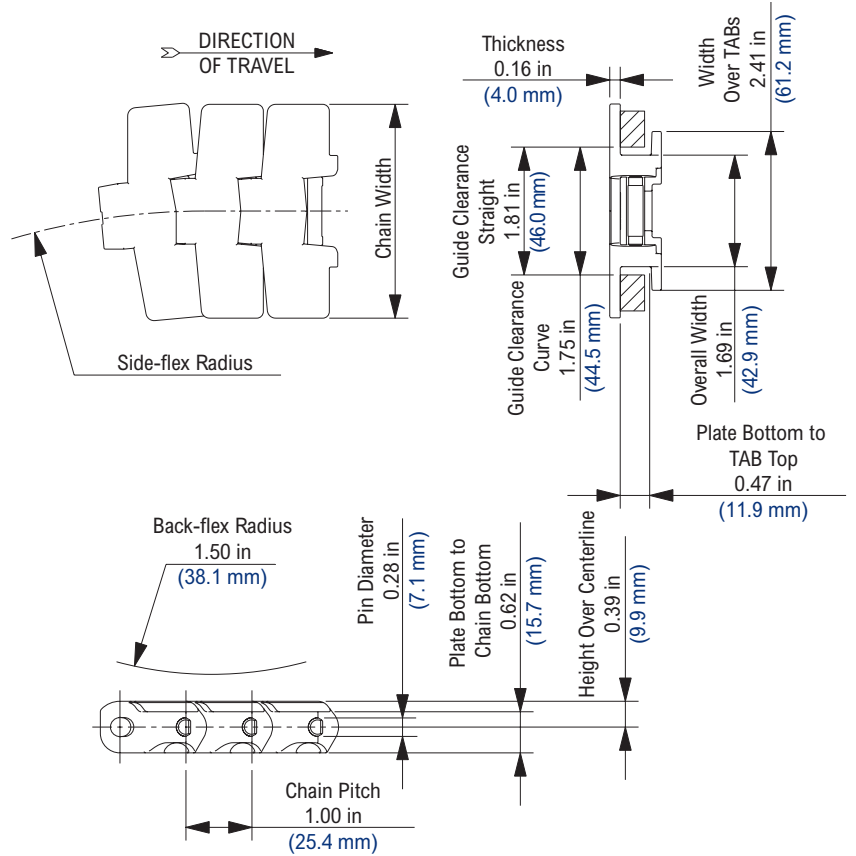


Photo shows 770 TAB TableTop® Chain molded in Platinum Series® (PS®) material.



Chain Information

Chain Width		Min. Side-flex Radius		Approximate Weight		
desc	in	mm	in	mm	lbs/ft	kg/m
3 1/4	3.25	82.6	11.00	279.4	0.84	1.25

Available Materials

Prefix	Chain Material	Standard Pin Material	Temperature						Chain Strength		FDA Approval
			Fahrenheit			Celsius					
			min	max	dry	wet	min	max	dry	wet	
Standard Materials											
PS®	Platinum Series®	Stainless Steel	-40	180	150	-40	82	66	425	1,890	Yes
Made-to-Order Materials											
HP™	High Performance	Stainless Steel	-40	180	150	-40	82	66	425	1,890	Yes
LF	Low Friction	Stainless Steel	-40	180	150	-40	82	66	425	1,890	Yes

Regulatory Information

The Food and Drug Administration (FDA) accepts certain materials for direct food contact. FDA approved material is compliant to FDA 21 CFR § 177.

Rexnord, TableTop, Platinum Series, HP and PS are trademarks of Rexnord Corporation.

All rights reserved.

Additional Notes

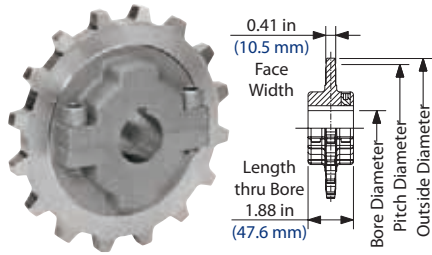
MTO (Made-to-Order) products are non-returnable. Minimum order quantity and additional setup charges may also apply.

Stocked in 120 pitch, 10 ft (3.048 m) length strands.

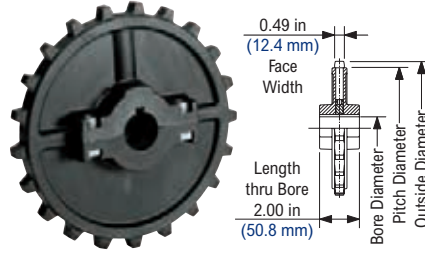
Chain strength is listed at room temperature. NR = Not Recommended.

For additional material information, see material portfolio.

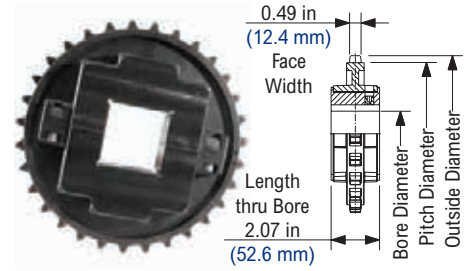
SSS7700 Stainless Steel Split Sprocket



NS7700 Thermoplastic Split Sprocket



NS7700 Thermoplastic Split Sprocket with Adapter



SSS7700 Stainless Steel Split Sprocket Information

Number Of Teeth	Pitch Diameter	Outside Diameter	Bore Diameter (Shaft-Ready)											Bore Diameter (Round)				Approximate Weight	
			Round						Square					Bore Diameter (Round)					
			in		mm		in		in			mm		in		mm			
actual	effect	min	max	min	max	min	max	min	max	min	max	min	max	min	max	min	max	lbs	kg
16	16	5.126	130.20	5.14	130.6	1	2	25	50	1	1	25	25	1	2	25	50	3.50	1.59
18	18	5.759	146.28	5.78	146.8	1	2	25	50	1	1	25	25	1	2	25	50	5.00	2.27
21	21	6.710	170.43	6.72	170.7	1	2 1/2	25	60	1	3 1/2*	25	90*	1	3 1/2	25	60	6.00	2.72

Shaft-ready round bore sprockets are shipped with keyway and no setscrew. * The 3-1/2 in and 90 mm bores for the 21 tooth square bore sprocket and all round bore sprockets above 1-1/2 in (40 mm) are supplied as machined bores. All other bores are supplied with split bore adapters.

NS7700 Thermoplastic Split Sprocket Information

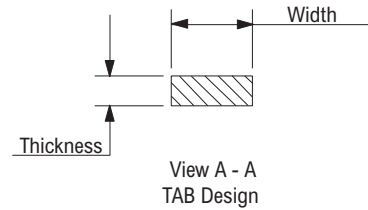
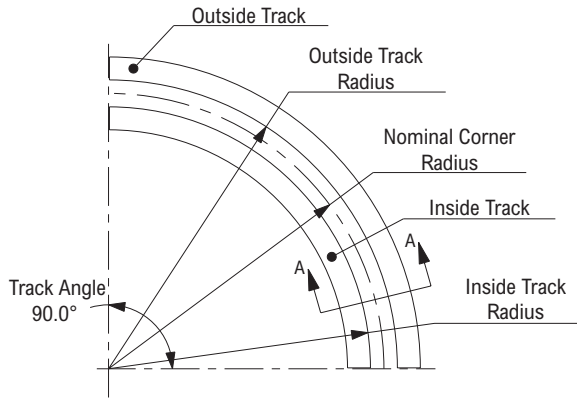
Number Of Teeth	Pitch Diameter	Outside Diameter	Bore Diameter (Shaft-Ready)											Bore Diameter (Idler)				Approximate Weight	
			Round						Square					Bore Diameter (Idler)					
			in		mm		in		in			mm		in		mm			
actual	effect	min	max	min	max	min	max	min	max	min	max	min	max	min	max	min	max	lbs	kg
16	16	5.126	130.20	5.14	130.6	1	1 5/8	25	40	-	-	-	-	1	1 5/8	25	40	0.73	0.33
18	18	5.759	146.28	5.78	146.8	1	1 5/8	25	40	-	-	-	-	1	1 5/8	25	40	0.84	0.38
21	21	6.710	170.43	6.72	170.7	1	1 5/8	25	40	3 1/2	3 1/2	90	90	1	1 5/8	25	40	0.97	0.44
31	31	9.885	251.08	9.93	252.2	2	4 1/2	50	120	2	4 1/2	50	120	2	4 1/2	50	120	3.72	1.69

Imperial shaft-ready round bore sprockets are shipped with keyway and setscrew. Metric shaft-ready round bore sprockets are shipped with keyway and no setscrew. Idler bores are designed to spin freely on the shaft. * The 3-1/2 in and 90 mm square bore are supplied with bore adapters. 1-1/2 in and 40 mm round bore are supplied with bore adapters.

NS7700 Thermoplastic Split Sprocket with Adapter Information

Number Of Teeth	Pitch Diameter	Outside Diameter	Bore Diameter (Shaft-Ready)											Bore Diameter (Idler)				Approximate Weight	
			Round						Square					Bore Diameter (Idler)					
			in		mm		in		in			mm		in		mm			
actual	effect	min	max	min	max	min	max	min	max	min	max	min	max	min	max	min	max	lbs	kg
21	21	6.710	170.43	6.72	170.7	1 11/16	2 1/2	25	65	1	3	25	75	1 11/16	3	25	75	0.97	0.44
31	31	9.885	251.08	9.93	252.2	1	1 15/16	25	45	1	1 1/2	25	40	1	1 15/16	25	40	3.72	1.69

Imperial shaft-ready round bore sprockets are shipped with keyway and setscrew. Metric shaft-ready round bore sprockets are shipped with keyway and no setscrew. Idler bores are designed to spin freely on the shaft. * The 3-1/2 in and 90 mm square bore are supplied with bore adapters. 1-1/2 in and 40 mm round bore are supplied with bore adapters.

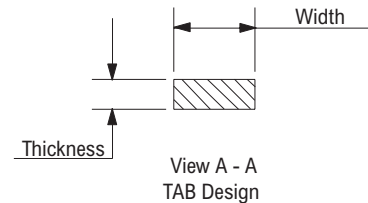
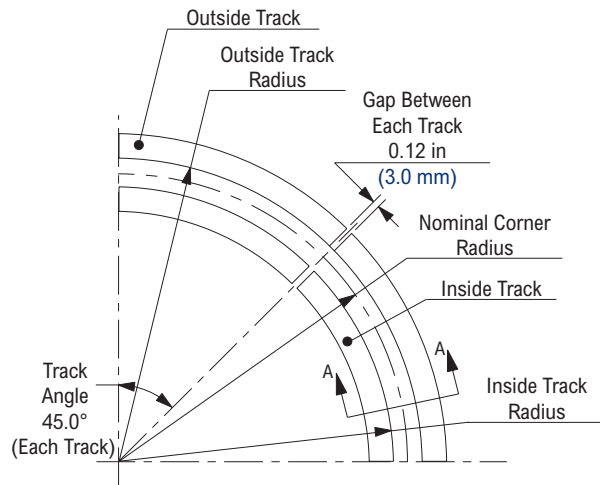


Corner Track (Two Piece)

Corner Track Kit Number	Part Number	Accommodates Top Plate Width		Nominal Corner Radius		Inside Track Radius		Outside Track Radius		Thickness		Width		Material	Color	Approximate Corner Track Kit Weight	
		in	mm	in	mm	in	mm	in	mm	in	mm	in	mm			lbs	kg
TAB Design																	
N18R3	10178062	3 1/4	82.6	18.0	457	17.1	434	18.9	480	0.38	9.7	1.50	38.1	Nylatron®	Black	1.28	0.58
U18R3	10178904	3 1/4	82.6	18.0	457	17.1	434	18.9	480	0.38	9.7	1.50	38.1	UHMWPE	White	1.28	0.58
ULF18R3	10400636	3 1/4	82.6	18.0	457	17.1	434	18.9	480	0.38	9.7	1.50	38.1	ULF	Brown/Red	1.06	0.48
N24R3	10178064	All	All	24.0	610	23.1	587	24.9	632	0.38	9.7	1.50	38.1	Nylatron®	Black	1.71	0.78
U24R3	10178909	All	All	24.0	610	23.1	587	24.9	632	0.38	9.7	1.50	38.1	UHMWPE	White	1.71	0.78
ULF24R3	10400637	All	All	24.0	610	23.1	587	24.9	632	0.38	9.7	1.50	38.1	ULF	Brown/Red	1.41	0.64

Corner track kit supplied as one 90° inside and one 90° outside track, which can be used as either carry or return.

Nylatron® is a registered trademark of Quadrant Engineering Plastics Products.



Corner Track (Four Piece)

Corner Track Kit Number	Part Number	Accommodates Top Plate Width		Nominal Corner Radius		Inside Track Radius		Outside Track Radius		Thickness		Width		Material	Color	Approximate Corner Track Kit Weight	
		in	mm	in	mm	in	mm	in	mm	in	mm	in	mm			lbs	kg
TAB Design																	
N30R3	10178067	All	All	30.0	762	29.2	742	30.8	782	0.38	9.7	1.50	38.1	Nylatron®	Black	2.13	0.97
U30R3	10178911	All	All	30.0	762	29.2	742	30.8	782	0.38	9.7	1.50	38.1	UHMWPE	White	2.13	0.97
ULF30R3	10400638	All	All	30.0	762	29.2	742	30.8	782	0.38	9.7	1.50	38.1	ULF	Brown/Red	1.76	0.80

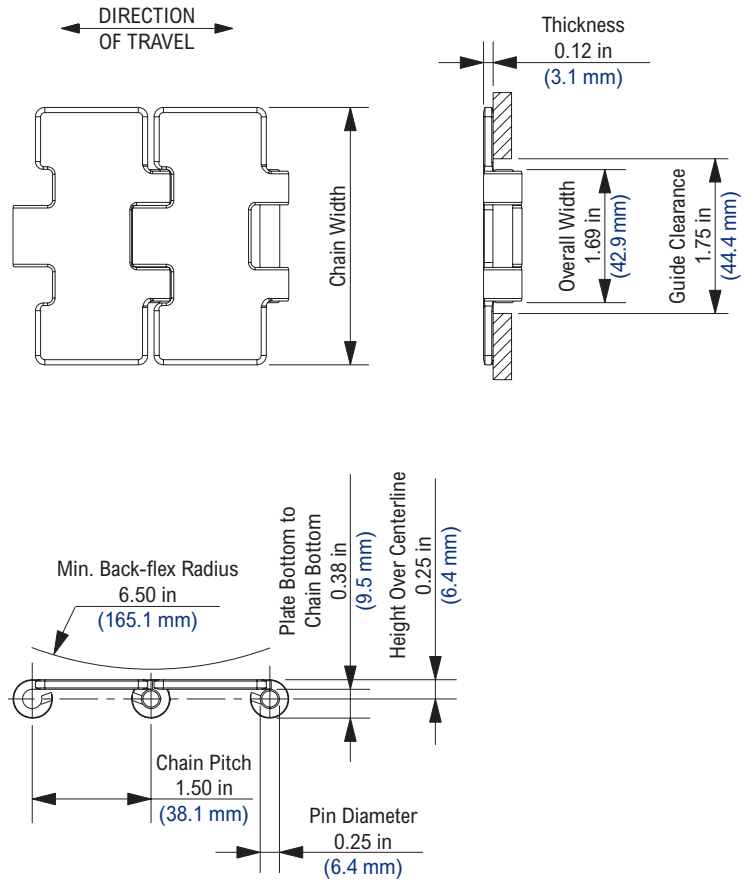
Corner track kit supplied as two 45° inside and two 45° outside track, which can be used as either carry or return.

All 770TAB corner tracks are available on a made to order basis.

Nylatron® is a registered trademark of Quadrant Engineering Plastics Products.



Photo shows 815 TableTop® Chain in Stainless Steel (SS) material.



Chain Information

desc	Chain Width		Min. Side-flex Radius		Approximate Weight	
	in	mm	in	mm	lbs/ft	kg/m
2 1/4	2.25	57.2	-	-	1.43	2.13
2 5/8	2.63	66.7	-	-	1.60	2.38
3 1/4	3.25	82.6	-	-	1.84	2.74
4	4.00	101.6	-	-	2.14	3.19
4 1/2	4.50	114.3	-	-	2.34	3.49
6	6.00	152.4	-	-	2.94	4.38
7 1/2	7.50	190.5	-	-	3.54	5.27

Available Materials

Prefix	Chain Material	Standard Pin Material	Temperature							Chain Strength		FDA Approval
			Fahrenheit			Celsius						
			min	max	dry	wet	min	max	dry	wet	lbs	
Standard Materials												
S	Carbon Steel	Carbon Steel	-40	350	NR	-40	177	NR	625	2,780	No	
SS	Stainless Steel	Stainless Steel	-100	800	212	-73	427	100	625	2,780	Yes	
Made-to-Order Materials												
SSB	Stainless Steel Low Magnetic	Stainless Steel	-100	800	212	-73	427	100	625	2,780	Yes	

Regulatory Information

Based on the material chemistries, industry standards, and the documentation in the Federal Registry, it is the opinion of Rexnord that the Rexnord® TableTop® stainless steel chains can be considered GRAS for direct food contact. Rexnord and TableTop are trademarks of Rexnord Corporation. All rights reserved.

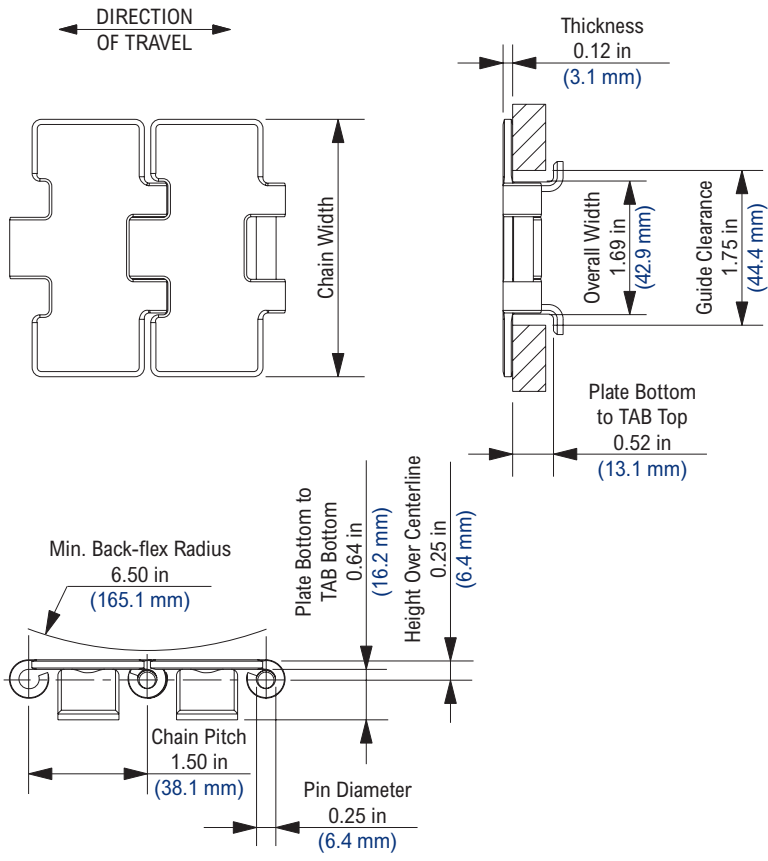
Additional Notes

MTO (Made-to-Order) products are non-returnable. Minimum order quantity and additional setup charges may also apply. Stocked in 80 pitch, 10 ft (3.048 m) length strands. Stainless steel is austenitic. Chain strength is listed at room temperature. NR = Not Recommended. For additional material information, see material portfolio.

815 TAB



Photo shows 815 TAB TableTop® Chain in Carbon Steel (S) material.



Chain Information

desc	Chain Width		Min. Side-flex Radius		Approximate Weight	
	in	mm	in	mm	lbs/ft	kg/m
3 1/4	3.25	82.6	-	-	2.12	3.16
4 1/2	4.50	114.3	-	-	2.62	3.90
7 1/2	7.50	190.5	-	-	3.82	5.69

Available Materials

Prefix	Chain Material	Standard Pin Material	Temperature						Chain Strength		FDA Approval
			Fahrenheit			Celsius			lbs	N	
			min	max		min	max				
				dry	wet		dry	wet			
Made-to-Order Materials											
S	Carbon Steel	Carbon Steel	-40	350	NR	-40	177	NR	625	2,780	No
SS	Stainless Steel	Stainless Steel	-100	800	212	-73	427	100	625	2,780	Yes

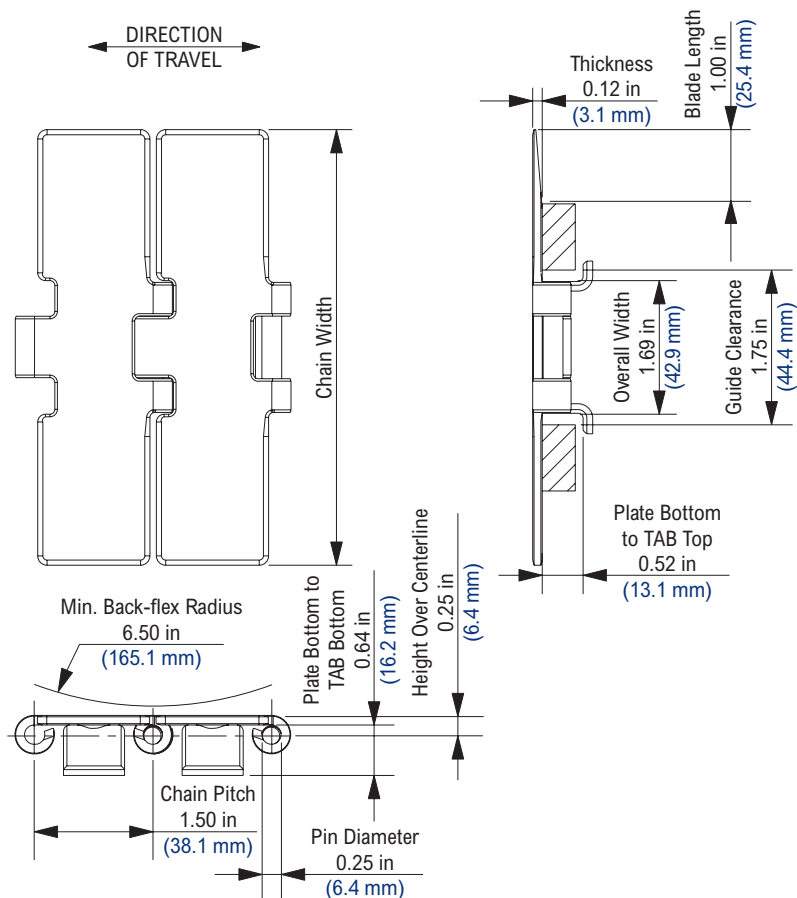
Regulatory Information

Based on the material chemistries, industry standards, and the documentation in the Federal Registry, it is the opinion of Rexnord that the Rexnord® TableTop® stainless steel chains can be considered GRAS for direct food contact. Rexnord and TableTop are trademarks of Rexnord Corporation. All rights reserved.

Additional Notes

MTO (Made-to-Order) products are non-returnable. Minimum order quantity and additional setup charges may also apply. Stocked in 80 pitch, 10 ft (3.048 m) length strands. Stainless steel is austenitic. Rexnord® 815 TAB TableTop® Chain utilizes 881 series sprockets only. Chain strength is listed at room temperature. NR = Not Recommended. For additional material information, see material portfolio.

815 TAB Transfer



Chain Information

Chain Width		Min. Side-flex Radius		Approximate Weight	
desc	in	in	mm	lbs/ft	kg/m
7 1/2	7.50	-	-	3.75	5.59

Available Materials

Prefix	Chain Material	Standard Pin Material	Temperature						Chain Strength		FDA Approval
			Fahrenheit			Celsius			lbs	N	
			min	max	wet	min	max	wet			
Made-to-Order Materials											
SS	Stainless Steel	Stainless Steel	-100	800	212	-73	427	100	625	2,780	Yes

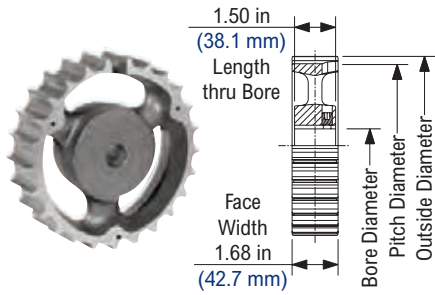
Regulatory Information

Based on the material chemistries, industry standards, and the documentation in the Federal Registry, it is the opinion of Rexnord that the Rexnord® TableTop® stainless steel chains can be considered GRAS for direct food contact. Rexnord and TableTop are trademarks of Rexnord Corporation. All rights reserved.

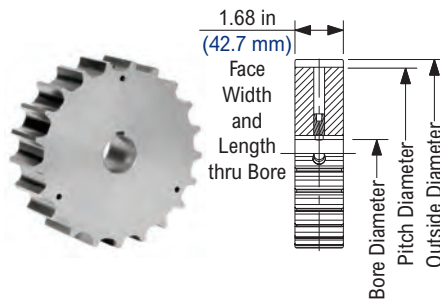
Additional Notes

MTO (Made-to-Order) products are non-returnable. Minimum order quantity and additional setup charges may also apply. Stocked in 80 pitch, 10 ft (3.048 m) length strands. Stainless steel is austenitic. Rexnord® 815 TAB TableTop® Chain with Transfer Top Plate utilizes 881 series sprockets only. Chain strength is listed at room temperature. NR = Not Recommended. For additional material information, see material portfolio.

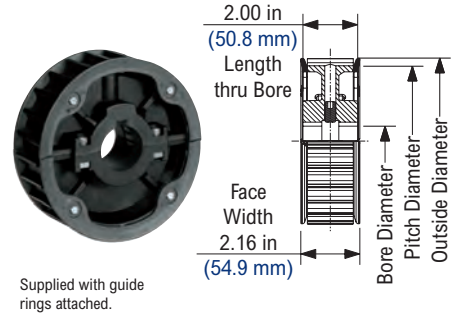
815 Cast Iron Arm Body Sprocket



815 Cast Iron Block Body Sprocket



NS815 Thermoplastic Split Sprocket



815 Cast Iron Arm Body Sprocket Information

Number Of Teeth	Pitch Diameter	Outside Diameter	Bore Diameter (Shaft-Ready)										Bore Diameter (Round)				Approximate Weight		
			Round					Square					in		mm				
			in		mm			in		mm			min	max	min	max			lbs
actual	effect	in	mm	in	mm	min	max	min	max	min	max	min	max	min	max	min	max	lbs	kg
19	9 1/2	4.620	117.35	4.61	117.1	1	1 1/4	20	30	-	-	-	-	1	1 1/4	20	30	3.28	1.49
20	10	4.854	123.29	4.86	123.4	1	1 1/4	20	30	-	-	-	-	1	1 1/4	20	30	3.81	1.73
21	10 1/2	5.089	129.26	5.12	130.0	1	1 3/4	20	45	-	-	-	-	1	1 3/4	20	45	4.63	2.10
22	11	5.324	135.23	5.35	135.9	1	1 3/4	20	45	-	-	-	-	1	1 3/4	20	45	5.12	2.32
23	11 1/2	5.560	141.22	5.59	142.0	1	1 3/4	20	45	-	-	-	-	1	1 3/4	20	45	5.31	2.41
24	12	5.796	147.22	5.83	148.1	1	1 3/4	20	45	-	-	-	-	1	1 3/4	20	45	5.41	2.45
25	12 1/2	6.032	153.21	6.07	154.2	1	1 3/4	20	45	-	-	-	-	1	1 3/4	20	45	5.57	2.53
27	13 1/2	6.504	165.20	6.56	166.6	1	1 3/4	20	45	-	-	-	-	1	1 3/4	20	45	6.50	2.95
29	14 1/2	6.978	177.24	7.05	179.1	1	1 3/4	20	45	-	-	-	-	1	1 3/4	20	45	6.72	3.05
31	15 1/2	7.452	189.28	7.53	191.3	1	1 3/4	20	45	-	-	-	-	1	1 3/4	20	45	6.86	3.11
41	20 1/2	9.826	249.58	9.93	252.2	1	2 1/2	20	65	-	-	-	-	1	2 1/2	20	65	16.23	7.36

Shaft-ready round bore sprockets are shipped with keyway and setscrew. Metric shaft-ready round bores are shipped with metric hardware, but without setscrews.

815 Cast Iron Block Body Sprocket Information

Number Of Teeth	Pitch Diameter	Outside Diameter	Bore Diameter (Shaft-Ready)										Bore Diameter (Round)				Approximate Weight		
			Round					Square					in		mm				
			in		mm			in		mm			min	max	min	max			lbs
actual	effect	in	mm	in	mm	min	max	min	max	min	max	min	max	min	max	min	max	lbs	kg
13	6 1/2	3.228	81.99	3.11	79.0	1	1 1/4	20	30	-	-	-	-	1	1 1/4	20	30	2.45	1.11
15	7 1/2	3.688	93.68	3.63	92.2	1	1 1/4	20	30	-	-	-	-	1	1 1/4	20	30	3.57	1.62
17	8 1/2	4.152	105.46	4.12	104.6	1	1 11/16	20	40	-	-	-	-	1	1 11/16	20	40	4.83	2.19
21	10 1/2	5.089	129.26	5.12	130.0	1	2 11/16	20	70	-	-	-	-	1	2 11/16	20	70	4.63	2.10
25	12 1/2	6.032	153.21	6.07	154.2	1	3 7/16	20	90	-	-	-	-	1	3 7/16	20	90	5.57	2.53

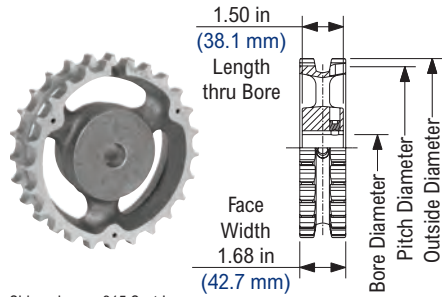
Shaft-ready round bore sprockets are shipped with keyway and setscrew. Metric shaft-ready round bores are shipped with metric hardware, but without setscrews.

NS815 Thermoplastic Split Sprocket Information

Number Of Teeth	Pitch Diameter	Outside Diameter	Bore Diameter (Shaft-Ready)										Bore Diameter (Idler)				Approximate Weight		
			Round					Square					in		mm				
			in		mm			in		mm			min	max	min	max			lbs
actual	effect	in	mm	in	mm	min	max	min	max	min	max	min	max	min	max	min	max	lbs	kg
21	10 1/2	5.089	129.26	5.12	130.0	1	1 5/8	25	40	-	-	-	-	1	1 5/8	25	40	1.01	0.46
23	11 1/2	5.560	141.22	5.59	142.0	1	1 5/8	25	40	-	-	-	-	1	1 5/8	25	40	1.19	0.54
25	12 1/2	6.032	153.21	6.07	154.2	1	2	25	50	-	-	-	-	1	2	25	50	1.39	0.63
27	13 1/2	6.504	165.20	6.56	166.6	1	1 5/8	25	40	-	-	-	-	1	1 5/8	25	40	1.76	0.80

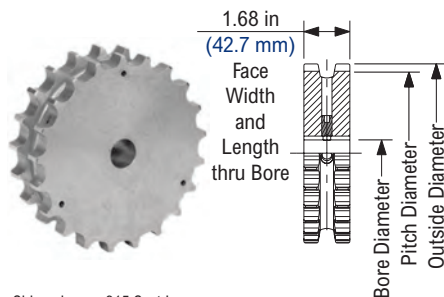
Shaft-ready round bore sprockets are shipped with keyway and setscrew. Metric shaft-ready round bore sprockets are shipped with metric hardware but without setscrews. Idler bores are designed to spin freely on the shaft without keyway or setscrews.

820 Cast Iron Arm Body Sprocket



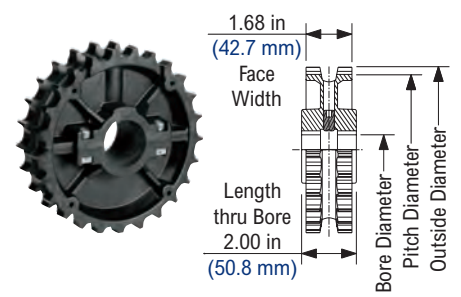
Shipped as an 815 Cast Iron grooved arm body sprocket.

820 Cast Iron Block Body Sprocket



Shipped as an 815 Cast Iron grooved block body sprocket.

NS820 Thermoplastic Split Sprocket



820 Cast Iron Arm Body Sprocket Information

Number Of Teeth	Pitch Diameter	Outside Diameter		Bore Diameter (Shaft-Ready)										Bore Diameter (Round)				Approximate Weight	
				Round				Square						in		mm			
				in	mm	min	max	min	max	min	max	min	max	min	max	min	max		
19	9 1/2	4.620	117.35	4.61	117.1	1	1 1/4	20	30	-	-	-	-	1	1 1/4	20	30	3.28	1.49
20	10	4.854	123.29	4.86	123.4	1	1 1/4	20	30	-	-	-	-	1	1 1/4	20	30	3.81	1.73
21	10 1/2	5.089	129.26	5.12	130.0	1	1 3/4	20	45	-	-	-	-	1	1 3/4	20	45	4.63	2.10
22	11	5.324	135.23	5.35	135.9	1	1 3/4	20	45	-	-	-	-	1	1 3/4	20	45	5.12	2.32
23	11 1/2	5.560	141.22	5.59	142.0	1	1 3/4	20	45	-	-	-	-	1	1 3/4	20	45	5.31	2.41
24	12	5.796	147.22	5.83	148.1	1	1 3/4	20	45	-	-	-	-	1	1 3/4	20	45	5.41	2.45
25	12 1/2	6.032	153.21	6.07	154.2	1	1 3/4	20	45	-	-	-	-	1	1 3/4	20	45	5.57	2.53
27	13 1/2	6.504	165.20	6.56	166.6	1	1 3/4	20	45	-	-	-	-	1	1 3/4	20	45	6.50	2.95
29	14 1/2	6.978	177.24	7.05	179.1	1	1 3/4	20	45	-	-	-	-	1	1 3/4	20	45	6.72	3.05
31	15 1/2	7.452	189.28	7.53	191.3	1	1 3/4	20	45	-	-	-	-	1	1 3/4	20	45	6.86	3.11
41	20 1/2	9.826	249.58	9.93	252.2	1	2 1/2	20	65	-	-	-	-	1	2 1/2	20	65	16.23	7.36

Shaft-ready round bore sprockets are shipped with keyway and setscrew.

820 Cast Iron Block Body Sprocket Information

Number Of Teeth	Pitch Diameter	Outside Diameter		Bore Diameter (Shaft-Ready)										Bore Diameter (Round)				Approximate Weight	
				Round				Square						in		mm			
				in	mm	min	max	min	max	min	max	min	max	min	max	min	max		
13	6 1/2	3.228	81.99	3.11	79.0	1	1 1/4	20	30	-	-	-	-	1	1 1/4	20	30	2.45	1.11
15	7 1/2	3.688	93.68	3.63	92.2	1	1 1/4	20	30	-	-	-	-	1	1 1/4	20	30	3.57	1.62
17	8 1/2	4.152	105.46	4.12	104.6	1	1 11/16	20	40	-	-	-	-	1	1 11/16	20	40	4.83	2.19
21	10 1/2	5.089	129.26	5.12	130.0	1	2 11/16	20	70	-	-	-	-	1	2 11/16	20	70	4.63	2.10
25	12 1/2	6.032	153.21	6.07	154.2	1	3 7/16	20	90	-	-	-	-	1	3 7/16	20	90	5.57	2.53

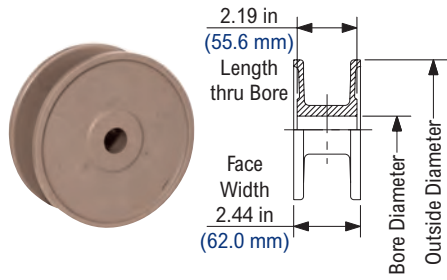
Shaft-ready round bore sprockets are shipped with keyway and setscrew.

NS820 Thermoplastic Split Sprocket Information

Number Of Teeth	Pitch Diameter	Outside Diameter		Bore Diameter (Shaft-Ready)										Bore Diameter (Idler)				Approximate Weight	
				Round				Square						in		mm			
				in	mm	min	max	min	max	min	max	min	max	min	max	min	max		
21	10 1/2	5.089	129.26	5.12	130.0	1	1 5/8	25	40	-	-	-	-	1	1 5/8	25	40	1.01	0.46
23	11 1/2	5.560	141.22	5.59	142.0	1	1 5/8	25	40	-	-	-	-	1	1 5/8	25	40	1.19	0.54
25	12 1/2	6.032	153.21	6.07	154.2	1	2	25	50	-	-	-	-	1	2	25	50	1.39	0.63
27	13 1/2	6.504	165.20	6.56	166.6	1	1 5/8	25	40	-	-	-	-	1	1 5/8	25	40	1.76	0.80

Imperial shaft-ready round bore sprockets are shipped with keyway and setscrew. Metric shaft-ready round bore sprockets are shipped with keyway and no setscrew. Idler bores are designed to spin freely on the shaft.

815/820 Idler Wheel



815/820 Idler Wheel Imperial Information

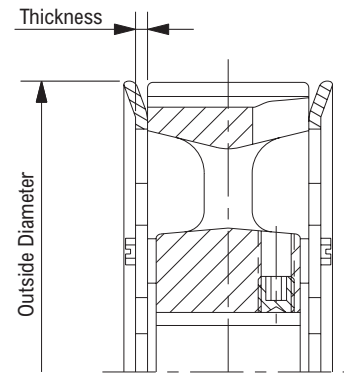
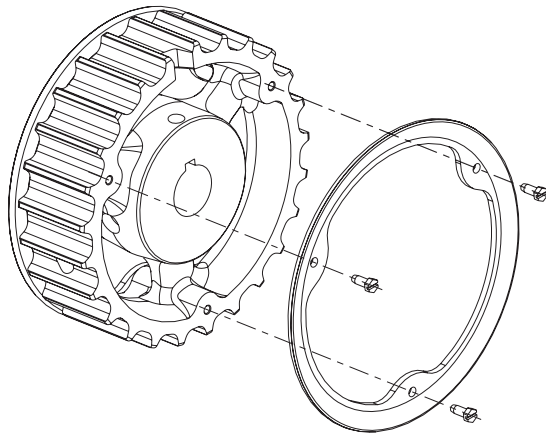
Equivalent Tooth Size	Outside Diameter		Imperial Bore Diameter (Idler)					Approximate Weight	
	in	mm	in					lbs	kg
21	5.11	129.8	7/8	1	1 3/16	1 1/4	1 1/2	0.49	0.22
23	5.60	142.2	7/8	1	1 3/16	1 1/4	1 1/2	0.59	0.27
25	6.09	154.7	7/8	1	1 3/16	1 1/4	1 1/2	0.66	0.30
27	6.56	166.6	-	-	-	1 1/4	-	0.70	0.32

Idler wheels are designed to spin freely on the shaft. 27 tooth idler wheel is available on a made-to-order basis and is subject to minimum order requirements.

815/820 Idler Wheel Metric Information

Equivalent Tooth Size	Outside Diameter		Metric Bore Diameter (Idler)				Approximate Weight	
	in	mm	mm				lbs	kg
21	5.11	129.8	25	30	35	40	0.49	0.22
23	5.60	142.2	25	30	35	40	0.59	0.27
25	6.09	154.7	25	30	35	40	0.66	0.30

Idler wheels are designed to spin freely on the shaft.



Guide Rings

Part Number		Sprocket Teeth	Outside Diameter		Thickness		Approximate Weight	
Carbon Steel	Stainless Steel		in	mm	in	mm	lbs	kg
10182845	10182847	15-16	3.62	91.9	0.06	1.5	0.23	0.10
10182849	10182851	17-18	4.11	104.4	0.06	1.5	0.26	0.12
10182877	10182879	19-20	4.58	116.3	0.13	3.3	0.37	0.17
10182861	10182863	21-22	5.09	129.3	0.13	3.3	0.44	0.20
10182857	10182859	23-24	5.56	141.2	0.13	3.3	0.46	0.21
10182865	10182867	25-26	6.04	153.4	0.13	3.3	0.47	0.21
10182869	10182871	27-28	6.53	165.9	0.13	3.3	0.53	0.24
10182873	10182875	29-30	7.02	178.3	0.13	3.3	0.56	0.25
10182853	10182855	31-32	7.50	190.5	0.13	3.3	0.67	0.30
10182881	10182883	41-42	9.89	251.2	0.13	3.3	0.92	0.42

One set = two guide rings and six assembly screws (Part # 10025012).

For 815 and 820 Cast Iron sprockets only.


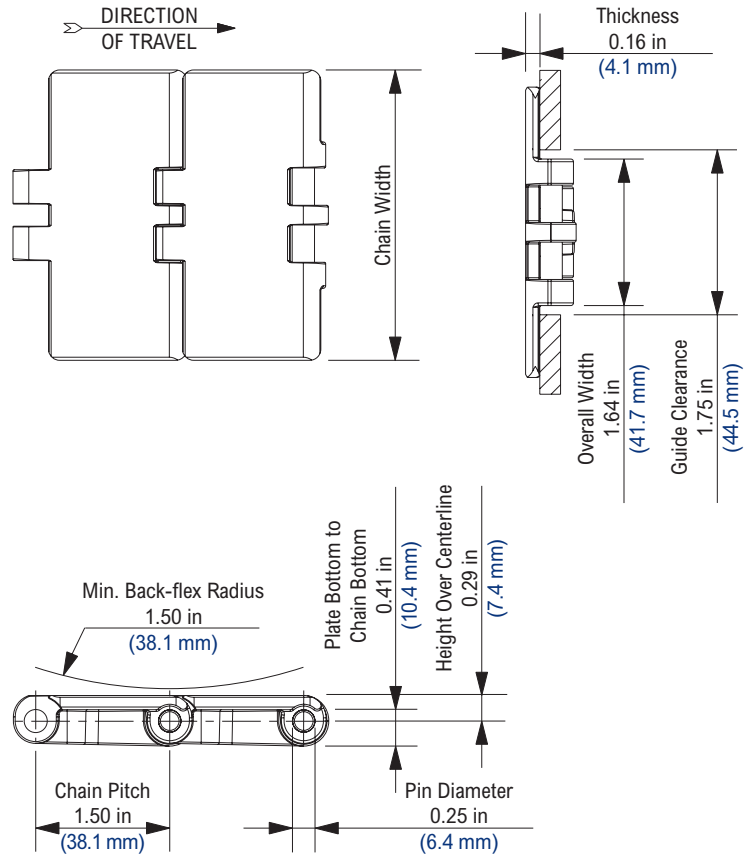


Photo shows 820 TableTop® Chain molded in Low Friction (LF) material.



Chain Information

Chain Width		Min. Side-flex Radius		Approximate Weight		
desc	in	mm	in	mm	lbs/ft	kg/m
3 1/4	3.25	82.6	-	-	0.56	0.83
4	4.00	101.6	-	-	0.64	0.95
4 1/2	4.50	114.3	-	-	0.69	1.03
6	6.00	152.4	-	-	0.84	1.25
7 1/2	7.50	190.5	-	-	0.99	1.48

Available Materials

Prefix	Chain Material	Standard Pin Material	Temperature						Chain Strength		FDA Approval
			Fahrenheit			Celsius			lbs	N	
			min	max	wet	min	max	wet			
Standard Materials											
D	Plain Acetal	Stainless Steel	-40	180	150	-40	82	66	365	1,624	No
HP™	High Performance	Stainless Steel	-40	180	150	-40	82	66	365	1,624	Yes
LF	Low Friction	Stainless Steel	-40	180	150	-40	82	66	365	1,624	Yes
MLF	Medium Duty Low Friction	Stainless Steel	-40	180	150	-40	82	66	365	1,624	No
P	Chemical Resistant	Stainless Steel	0	180	140	-18	82	60	292	1,299	Yes
PSX®	Platinum Series X®	Stainless Steel	-40	180	150	-40	82	66	365	1,624	Yes
Made-to-Order Materials											
AS	Anti-Static	Stainless Steel	0	180	NR	-18	82	NR	219	974	No
BWR	Black Wear Resistant	Stainless Steel	-40	180	NR	-40	82	NR	438	1,948	No
CR	Extreme Chemical Resistant	Stainless Steel	40	240	212	4	116	100	292	1,299	Yes
DUV	Plain Acetal Ultraviolet Resistant	Stainless Steel	0	180	150	-18	82	66	365	1,624	No
FR	Flame Retardant	Stainless Steel	0	180	140	-18	82	60	219	974	No
HS	Heat Stabilized	Stainless Steel	-40	220	212	-40	104	100	365	1,624	No
MR	Melt Resistant	Stainless Steel	-80	220	NR	-62	104	NR	365	1,624	No
PS®	Platinum Series®	Stainless Steel	-40	180	150	-40	82	66	365	1,624	Yes
WD	White Plain Acetal	Stainless Steel	-40	180	150	-40	82	66	365	1,624	No
WHP	White High Performance	Stainless Steel	-40	180	150	-40	82	66	365	1,624	Yes
WLF	White Low Friction	Stainless Steel	-40	180	150	-40	82	66	365	1,624	Yes
WX	Green Abrasion Resistant Polyamide	Stainless Steel	-40	220	NR	-40	104	NR	365	1,624	No

Regulatory Information

The Food and Drug Administration (FDA) accepts certain materials for direct food contact. FDA approved material is compliant to FDA 21 CFR § 177.

Rexnord, TableTop, Platinum Series, Platinum Series X, HP, PS and PSX are trademarks of Rexnord Corporation.

All rights reserved.

Additional Notes

MTO (Made-to-Order) products are non-returnable. Minimum order quantity and additional setup charges may also apply.

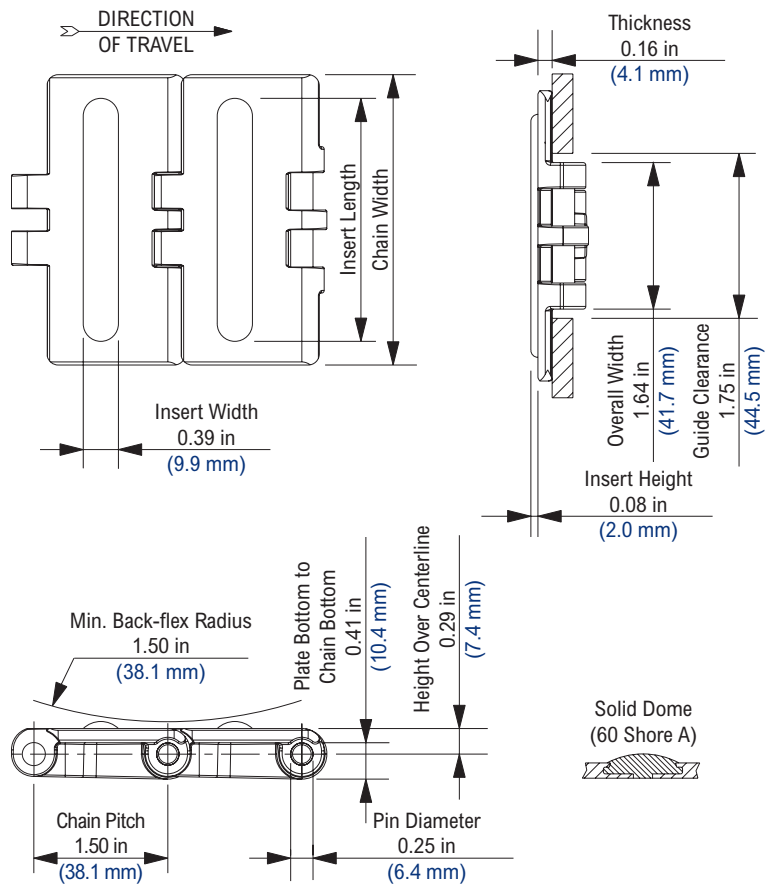

Stocked in 80 pitch, 10 ft (3.048 m) length strands.

Thermoplastic pins are available on a made-to-order basis.

Chain strength is listed at room temperature. NR = Not Recommended.

For additional material information, see material portfolio.

820 RubberTop®



Chain Information

desc	Chain Width		Insert Length		Approximate Weight	
	in	mm	in	mm	lbs/ft	kg/m
3 1/4	3.25	82.6	2.56	65.0	0.56	0.83
4 1/2	4.50	114.3	3.83	97.3	0.69	1.03
6	6.00	152.4	5.32	135.1	0.84	1.25

Available Materials

Prefix	Chain Material	Standard Pin Material	Temperature						Chain Strength		FDA Approval
			Fahrenheit			Celsius					
			min	max dry	max wet	min	max dry	max wet	lbs	N	
Standard Materials											
HP	High Performance	Stainless Steel	-40	180	150	-40	82	66	365	1,624	Yes

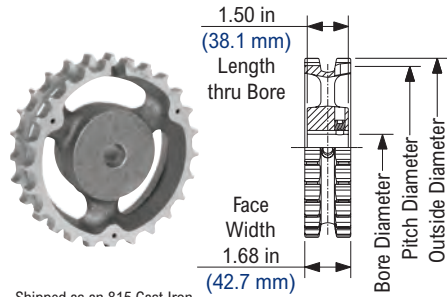
Regulatory Information

The Food and Drug Administration (FDA) accepts certain materials for direct food contact. FDA approved material is compliant to FDA 21 CFR § 177. Rexnord, TableTop and HP are trademarks of Rexnord Corporation. All rights reserved.

Additional Notes

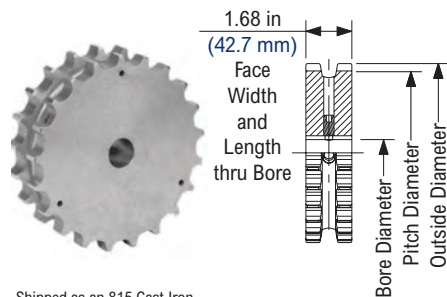
Stocked in 80 pitch, 10 ft (3.048 m) length strands. Thermoplastic pins are available on a made-to-order basis. Inserts may be spaced every pitch, every second pitch, etc. Chain strength is listed at room temperature. NR = Not Recommended. For additional material information, see material portfolio.

820 Cast Iron Arm Body Sprocket



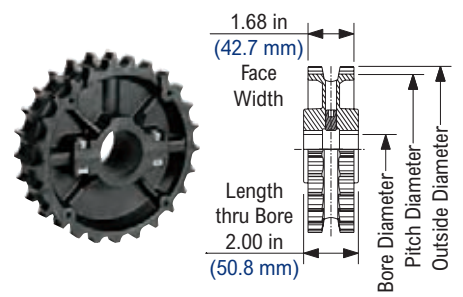
Shipped as an 815 Cast Iron grooved arm body sprocket

820 Cast Iron Block Body Sprocket



Shipped as an 815 Cast Iron grooved block body sprocket

NS820 Thermoplastic Split Sprocket



820 Cast Iron Arm Body Sprocket Information

Number Of Teeth	Pitch Diameter	Outside Diameter	Bore Diameter (Shaft-Ready)											Bore Diameter (Round)				Approximate Weight	
			Round						Square					in		mm			
			in		mm		min		max		in		mm			min			
actual	effect	in	mm	in	mm	min	max	min	max	min	max	min	max	min	max	min	max	lbs	kg
19	9 1/2	4.620	117.35	4.61	117.1	1	1 1/4	20	30	-	-	-	-	1	1 1/4	20	30	3.28	1.49
20	10	4.854	123.29	4.86	123.4	1	1 1/4	20	30	-	-	-	-	1	1 1/4	20	30	3.81	1.73
21	10 1/2	5.089	129.26	5.12	130.0	1	1 3/4	20	45	-	-	-	-	1	1 3/4	20	45	4.63	2.10
22	11	5.324	135.23	5.35	135.9	1	1 3/4	20	45	-	-	-	-	1	1 3/4	20	45	5.12	2.32
23	11 1/2	5.560	141.22	5.59	142.0	1	1 3/4	20	45	-	-	-	-	1	1 3/4	20	45	5.31	2.41
24	12	5.796	147.22	5.83	148.1	1	1 3/4	20	45	-	-	-	-	1	1 3/4	20	45	5.41	2.45
25	12 1/2	6.032	153.21	6.07	154.2	1	1 3/4	20	45	-	-	-	-	1	1 3/4	20	45	5.57	2.53
27	13 1/2	6.504	165.20	6.56	166.6	1	1 3/4	20	45	-	-	-	-	1	1 3/4	20	45	6.50	2.95
29	14 1/2	6.978	177.24	7.05	179.1	1	1 3/4	20	45	-	-	-	-	1	1 3/4	20	45	6.72	3.05
31	15 1/2	7.452	189.28	7.53	191.3	1	1 3/4	20	45	-	-	-	-	1	1 3/4	20	45	6.86	3.11
41	20 1/2	9.826	249.58	9.93	252.2	1	2 1/2	20	65	-	-	-	-	1	2 1/2	20	65	16.23	7.36

Shaft-ready round bore sprockets are shipped with keyway and setscrew.

820 Cast Iron Block Body Sprocket Information

Number Of Teeth	Pitch Diameter	Outside Diameter	Bore Diameter (Shaft-Ready)											Bore Diameter (Round)				Approximate Weight	
			Round						Square					in		mm			
			in		mm		min		max		in		mm			min			
actual	effect	in	mm	in	mm	min	max	min	max	min	max	min	max	min	max	min	max	lbs	kg
13	6 1/2	3.228	81.99	3.11	79.0	1	1 1/4	20	30	-	-	-	-	1	1 1/4	20	30	2.45	1.11
15	7 1/2	3.688	93.68	3.63	92.2	1	1 1/4	20	30	-	-	-	-	1	1 1/4	20	30	3.57	1.62
17	8 1/2	4.152	105.46	4.12	104.6	1	1 11/16	20	40	-	-	-	-	1	1 11/16	20	40	4.83	2.19
21	10 1/2	5.089	129.26	5.12	130.0	1	2 11/16	20	70	-	-	-	-	1	2 11/16	20	70	4.63	2.10
25	12 1/2	6.032	153.21	6.07	154.2	1	3 7/16	20	90	-	-	-	-	1	3 7/16	20	90	5.57	2.53

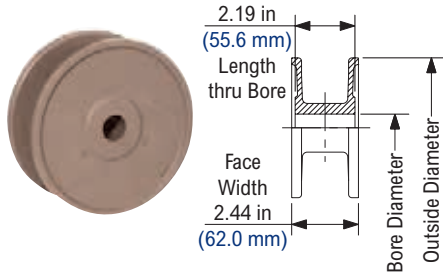
Shaft-ready round bore sprockets are shipped with keyway and setscrew.

NS820 Thermoplastic Split Sprocket Information

Number Of Teeth	Pitch Diameter	Outside Diameter	Bore Diameter (Shaft-Ready)											Bore Diameter (Idler)				Approximate Weight	
			Round						Square					in		mm			
			in		mm		min		max		in		mm			min			
actual	effect	in	mm	in	mm	min	max	min	max	min	max	min	max	min	max	min	max	lbs	kg
21	10 1/2	5.089	129.26	5.12	130.0	1	1 5/8	25	40	-	-	-	-	1	1 5/8	25	40	1.01	0.46
23	11 1/2	5.560	141.22	5.59	142.0	1	1 5/8	25	40	-	-	-	-	1	1 5/8	25	40	1.19	0.54
25	12 1/2	6.032	153.21	6.07	154.2	1	2	25	50	-	-	-	-	1	2	25	50	1.39	0.63
27	13 1/2	6.504	165.20	6.56	166.6	1	1 5/8	25	40	-	-	-	-	1	1 5/8	25	40	1.76	0.80

Imperial shaft-ready round bore sprockets are shipped with keyway and setscrew. Metric shaft-ready round bore sprockets are shipped with keyway and no setscrew. Idler bores are designed to spin freely on the shaft.

815/820 Idler Wheel



815/820 Idler Wheel Imperial Information

Equivalent Tooth Size	Outside Diameter		Imperial Bore Diameter (Idler)					Approximate Weight	
	in	mm	in					lbs	kg
21	5.11	129.8	7/8	1	1 3/16	1 1/4	1 1/2	0.49	0.22
23	5.60	142.2	7/8	1	1 3/16	1 1/4	1 1/2	0.59	0.27
25	6.09	154.7	7/8	1	1 3/16	1 1/4	1 1/2	0.66	0.30
27	6.56	166.6	-	-	-	1 1/4	-	0.70	0.32

Idler wheels are designed to spin freely on the shaft. 27 tooth idler wheel is available on a made-to-order basis and is subject to minimum order requirements.

815/820 Idler Wheel Metric Information

Equivalent Tooth Size	Outside Diameter		Metric Bore Diameter (Idler)				Approximate Weight	
	in	mm	mm				lbs	kg
21	5.11	129.8	25	30	35	40	0.49	0.22
23	5.60	142.2	25	30	35	40	0.59	0.27
25	6.09	154.7	25	30	35	40	0.66	0.30

Idler wheels are designed to spin freely on the shaft.


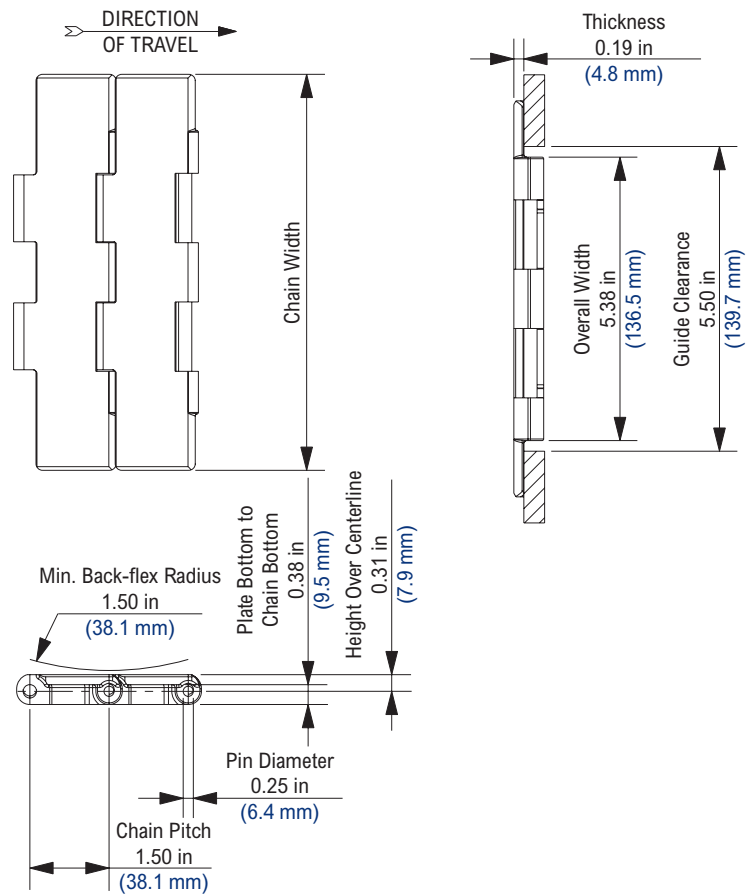


Photo shows 821 TableTop® Chain molded in Low Friction (LF) material.



Chain Information

Chain Width		Min. Side-flex Radius		Approximate Weight		
desc	in	mm	in	mm	lbs/ft	kg/m
7 1/2	7.50	190.5	-	-	1.70	2.53
10	10.00	254.0	-	-	2.00	2.98
12	12.00	304.8	-	-	2.20	3.28

Available Materials

Prefix	Chain Material	Standard Pin Material	Temperature						Chain Strength		FDA Approval
			Fahrenheit			Celsius			lbs	N	
			min	max	wet	min	max	wet			
Standard Materials											
D	Plain Acetal	Stainless Steel	-40	180	150	-40	82	66	625	2,780	No
HP™	High Performance	Stainless Steel	-40	180	150	-40	82	66	625	2,780	Yes
LF	Low Friction	Stainless Steel	-40	180	150	-40	82	66	625	2,780	Yes
MLF	Medium Duty Low Friction	Stainless Steel	-40	180	150	-40	82	66	625	2,780	No
Made-to-Order Materials											
AS	Anti-Static	Stainless Steel	0	180	NR	-18	82	NR	375	1,668	No
BWR	Black Wear Resistant	Stainless Steel	-40	180	NR	-40	82	NR	750	3,336	No
CR	Extreme Chemical Resistant	Stainless Steel	40	240	212	4	116	100	500	2,224	Yes
MR	Melt Resistant	Stainless Steel	-80	220	NR	-62	104	NR	625	2,780	No
P	Chemical Resistant	Stainless Steel	0	180	140	-18	82	60	500	2,224	Yes
PS®	Platinum Series®	Stainless Steel	-40	180	150	-40	82	66	625	2,780	Yes
WD	White Plain Acetal	Stainless Steel	-40	180	150	-40	82	66	625	2,780	No
WHP	White High Performance	Stainless Steel	-40	180	150	-40	82	66	625	2,780	Yes
WLF	White Low Friction	Stainless Steel	-40	180	150	-40	82	66	625	2,780	Yes
WX	Green Abrasion Resistant Polyamide	Stainless Steel	-40	220	NR	-40	104	NR	625	2,780	No

Regulatory Information

The Food and Drug Administration (FDA) accepts certain materials for direct food contact. FDA approved material is compliant to FDA 21 CFR § 177. Rexnord, TableTop, Platinum Series, HP and PS are trademarks of Rexnord Corporation. All rights reserved.

Additional Notes

MTO (Made-to-Order) products are non-returnable. Minimum order quantity and additional setup charges may also apply. Stocked in 80 pitch, 10 ft (3.048 m) length strands. Thermoplastic pins are available on a made-to-order basis. Chain strength is listed at room temperature. NR = Not Recommended. For additional material information, see material portfolio.

821 SuperGrip™


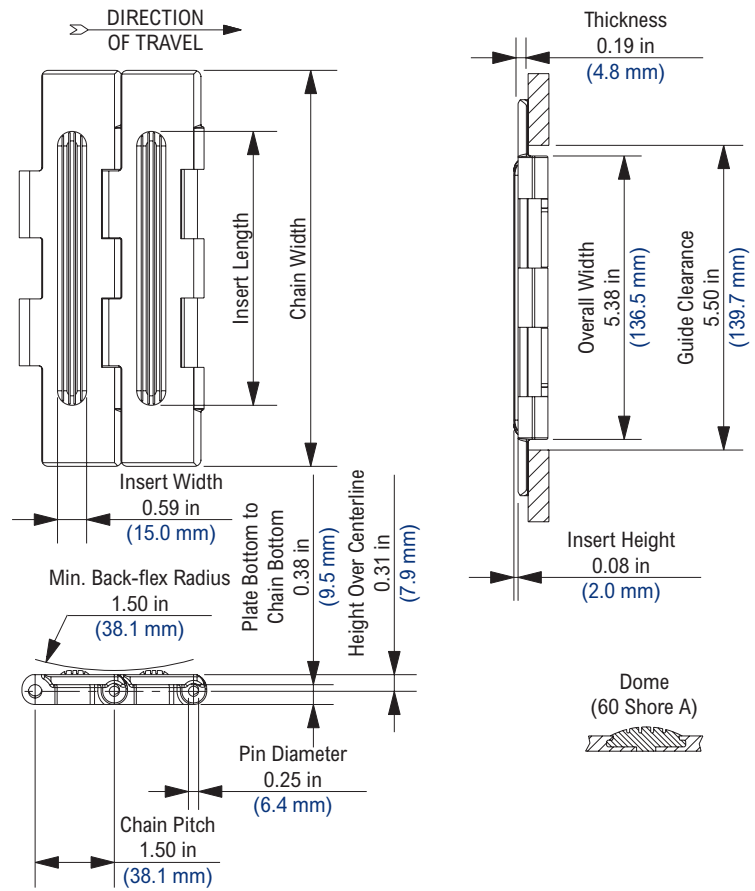


Photo shows 821 SuperGrip™ TableTop® Chain molded in High Performance (HP™) material with High Friction Inserts.



Chain Information

desc	Chain Width		Insert Length		Approximate Weight	
	in	mm	in	mm	lbs/ft	kg/m
7 1/2	7.50	190.5	5.20	132.1	1.70	2.53
10	10.00	254.0	7.68	195.1	2.00	2.98
12	12.00	304.8	9.65	245.1	2.20	3.28

Available Materials

Prefix	Chain Material	Standard Pin Material	Temperature						Chain Strength		FDA Approval
			Fahrenheit			Celsius					
			min	max		min	max		lbs	N	
Made-to-Order Materials											
HP	High Performance	Stainless Steel	-40	180	150	-40	82	66	625	2,780	Yes


Regulatory Information

The Food and Drug Administration (FDA) accepts certain materials for direct food contact. FDA approved material is compliant to FDA 21 CFR § 177. Rexnord, TableTop and HP are trademarks of Rexnord Corporation. All rights reserved.

Additional Notes

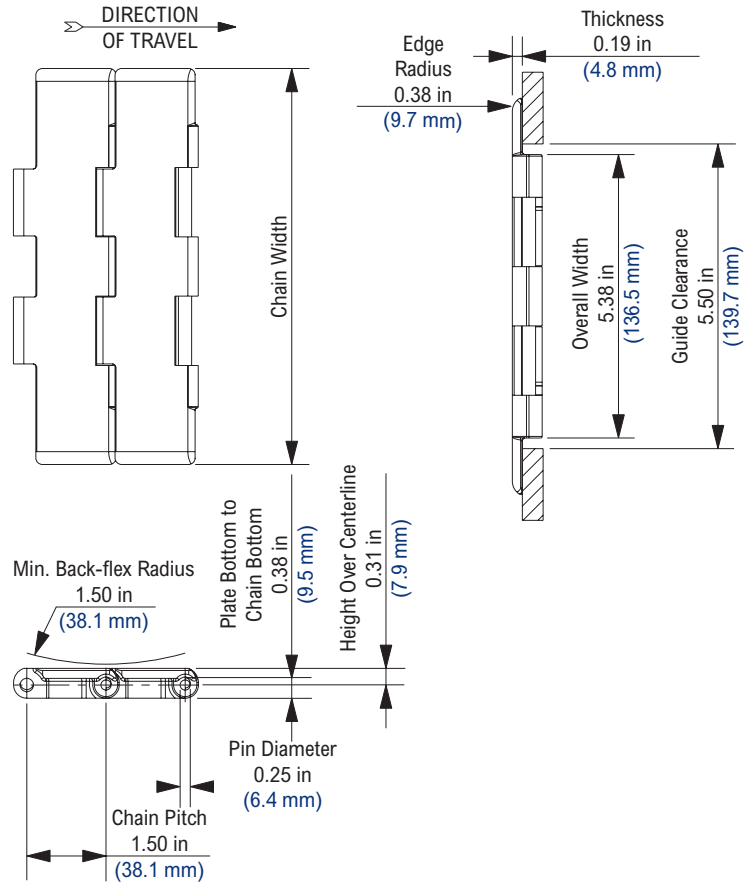
MTO (Made-to-Order) products are non-returnable. Minimum order quantity and additional setup charges may also apply. Stocked in 80 pitch, 10 ft (3.048 m) length strands. Thermoplastic pins are available on a made-to-order basis. Inserts may be spaced every pitch, every second pitch, etc. Chain strength is listed at room temperature. NR = Not Recommended. For additional material information, see material portfolio.

R 821



Chain Information

desc	Chain Width		Min. Side-flex Radius		Approximate Weight	
	in	mm	in	mm	lbs/ft	kg/m
7 1/2	7.50	190.5	-	-	1.70	2.53



Available Materials

Prefix	Chain Material	Standard Pin Material	Temperature						Chain Strength		FDA Approval
			Fahrenheit			Celsius			lbs	N	
			min	max	wet	min	max	wet			
Standard Materials											
HP™	High Performance	Stainless Steel	-40	180	150	-40	82	66	625	2,780	Yes
Made-to-Order Materials											
LF	Low Friction	Stainless Steel	-40	180	150	-40	82	66	625	2,780	Yes
PS®	Platinum Series®	Stainless Steel	-40	180	150	-40	82	66	625	2,780	Yes

Regulatory Information

The Food and Drug Administration (FDA) accepts certain materials for direct food contact. FDA approved material is compliant to FDA 21 CFR § 177.

Rexnord, TableTop, Platinum Series, HP and PS are trademarks of Rexnord Corporation.

All rights reserved.

Additional Notes

MTO (Made-to-Order) products are non-returnable. Minimum order quantity and additional setup charges may also apply.

Stocked in 80 pitch, 10 ft (3.048 m) length strands.

Thermoplastic pins are available on a made-to-order basis.

Chain strength is listed at room temperature. NR = Not Recommended.

For additional material information, see material portfolio.

LBP 821


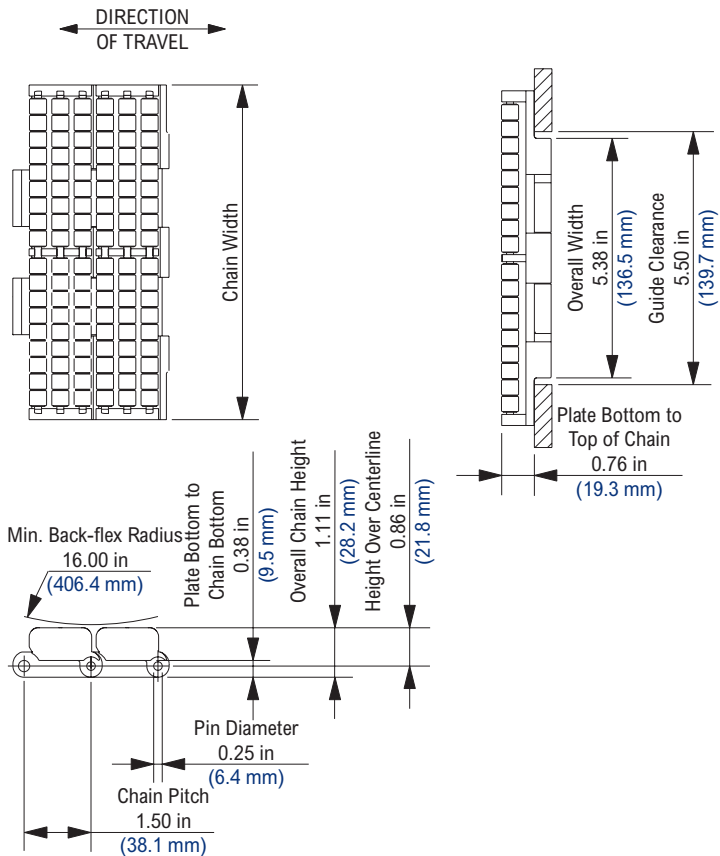


Photo shows LBP 821 TableTop® Chain with Low Backline Pressure Rollers molded in Low Friction (LF) material.



Chain Information

desc	Chain Width		Min. Side-flex Radius		Approximate Weight	
	in	mm	in	mm	lbs/ft	kg/m
7 1/2	7.50	190.5	-	-	4.10	6.11
10	10.00	254.0	-	-	5.12	7.63
12	12.00	304.8	-	-	6.12	9.12

Available Materials

Prefix	Chain Material	Standard Pin Material	Temperature						Chain Strength		FDA Approval
			Fahrenheit			Celsius			lbs	N	
			min	max dry	max wet	min	max dry	max wet			
Standard Materials											
HP™	High Performance	Stainless Steel	-40	180	150	-40	82	66	625	2,780	Yes
LF	Low Friction	Stainless Steel	-40	180	150	-40	82	66	625	2,780	Yes
Made-to-Order Materials											
AS	Anti-Static	Stainless Steel	0	180	NR	-18	82	NR	375	1,668	No
CR	Extreme Chemical Resistant	Stainless Steel	40	240	212	4	116	100	500	2,224	Yes
P	Chemical Resistant	Stainless Steel	0	180	140	-18	82	60	500	2,224	Yes

Regulatory Information

The Food and Drug Administration (FDA) accepts certain materials for direct food contact. FDA approved material is compliant to FDA 21 CFR § 177.

Rexnord, TableTop, Platinum Series, HP and PS are trademarks of Rexnord Corporation.

All rights reserved.

U.S. Patents: 4909380, 5096050, 533045, 4436200

Additional Notes

MTO (Made-to-Order) products are non-returnable. Minimum order quantity and additional setup charges may also apply.

Stocked in 80 pitch, 10 ft (3.048 m) length strands.

Low friction (LF) material is stocked in 7-1/2 in (190.5 mm) width only.

Chemical resistant (P) and extreme chemical resistant (CR) materials are available for the 7-1/2 in (190.5 mm) only.

Typical coefficient of friction between chain and product = 0.07.

Chain strength is listed at room temperature. NR = Not Recommended.

For additional material information, see material portfolio.

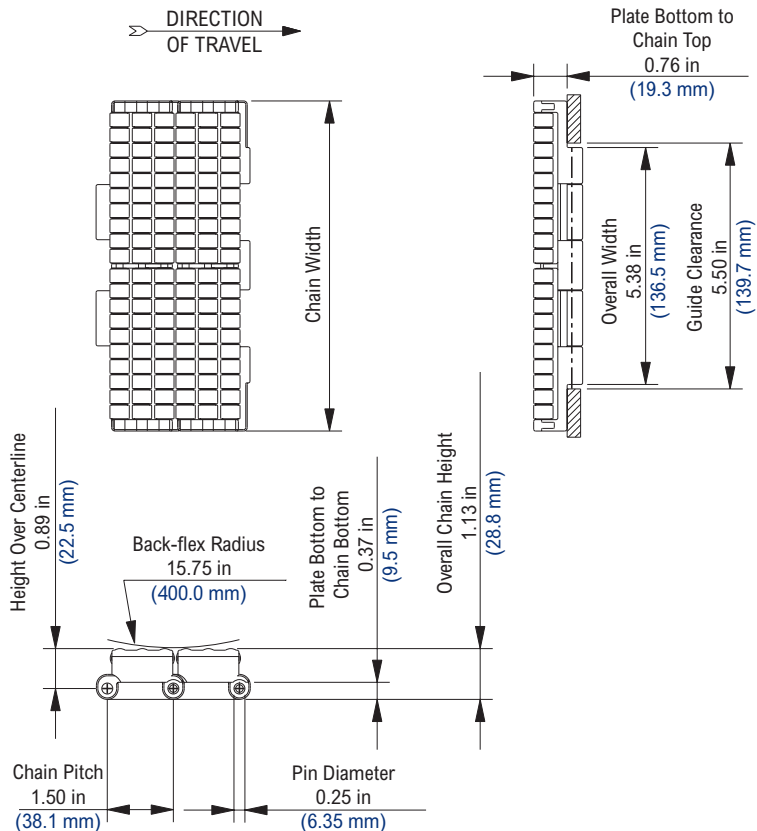
SWH LBP



Photo shows MCC® SWH LBP TableTop® Chain molded in Internally Lubricated Polyacetal (XLA) material.

Chain Information

desc	Chain Width		Min. Side-flex Radius		Approximate Weight	
	in	mm	in	mm	lbs/ft	kg/m
7 1/2	7.50	190.5	-	-	3.56	5.30
10	10.00	254.0	-	-	4.44	6.62
12	12.00	304.8	-	-	5.28	7.87



Available Materials

Prefix	Chain Material	Standard Pin Material	Temperature						Chain Strength		FDA Approval
			Fahrenheit			Celsius			lbs	N	
			min	max	wet	min	max	wet			
Standard Materials											
XLA	Internally Lubricated Polyacetal	Stainless Steel	-40	180	150	-40	82	66	600	2,669	Yes

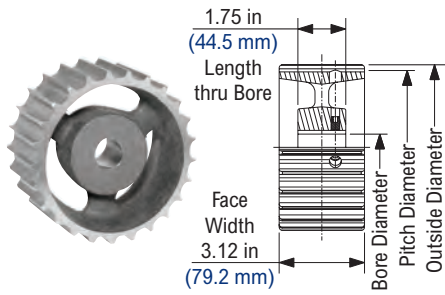
Regulatory Information

The Food and Drug Administration (FDA) accepts certain materials for direct food contact. FDA approved material is compliant to FDA 21 CFR § 177. Rexnord, MCC, and TableTop are trademarks of Rexnord Corporation. All rights reserved.

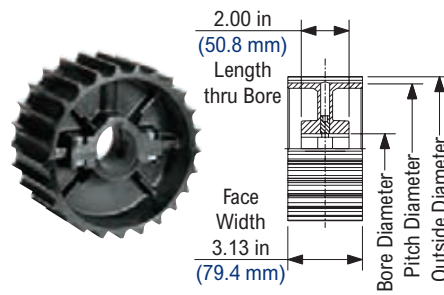
Additional Notes

Stocked in 40 pitch, 5 ft (1.524 m) length strands. Chain strength is listed at room temperature. NR = Not Recommended. For additional material information, see material portfolio.

821 Cast Iron Sprocket



NS821 Thermoplastic Split Sprocket



821 Cast Iron Sprocket Information

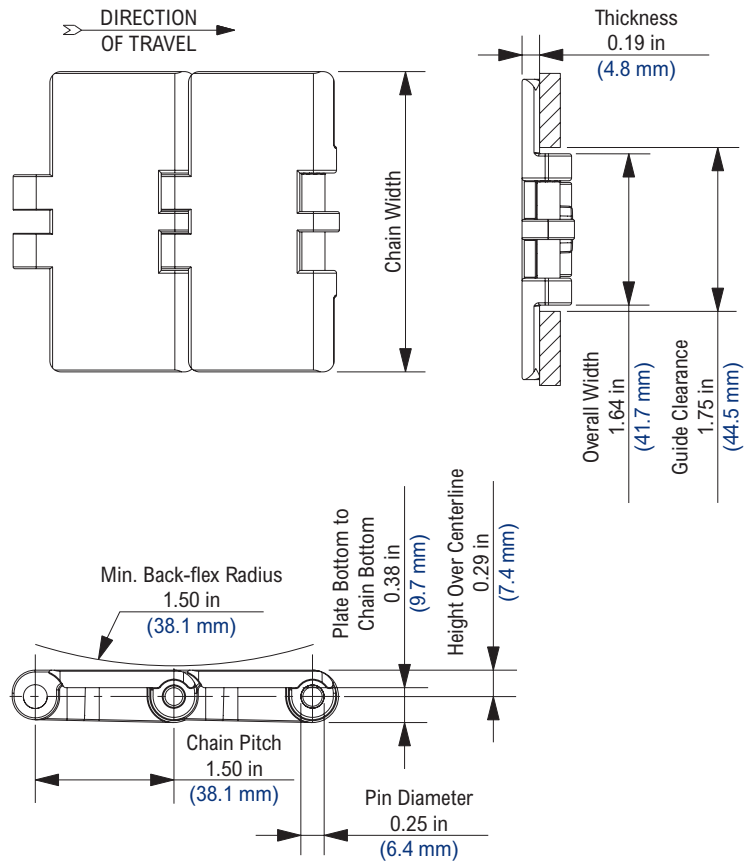

Number Of Teeth		Pitch Diameter		Outside Diameter		Bore Diameter (Shaft-Ready)								Bore Diameter (Round)				Approximate Weight	
						Round				Square				in		mm			
						in	mm	min	max	min	max	min	max	min	max	min	max		
actual	effect	in	mm	in	mm	min	max	min	max	min	max	min	max	min	max	min	max	lbs	kg
21	10 1/2	5.089	129.26	5.12	130.0	1	1 1/2	30	40	-	-	-	-	1	1 3/4	25	45	6.70	3.04
23	11 1/2	5.560	141.22	5.59	142.0	1	1 1/2	30	40	-	-	-	-	1	1 3/4	25	45	7.00	3.18
25	12 1/2	6.032	153.21	6.07	154.2	1	1 5/8	30	40	-	-	-	-	1	1 3/4	25	45	7.30	3.31
27	13 1/2	6.504	165.20	6.56	166.6	1	1 1/2	25	40	-	-	-	-	1	1 3/4	25	45	7.60	3.45

Shaft-ready round bore sprockets are shipped with keyway and setscrew.

NS821 Thermoplastic Split Sprocket Information

Number Of Teeth		Pitch Diameter		Outside Diameter		Bore Diameter (Shaft-Ready)								Bore Diameter (Idler)				Approximate Weight	
						Round				Square				in		mm			
						in	mm	min	max	min	max	min	max	min	max	min	max		
actual	effect	in	mm	in	mm	min	max	min	max	min	max	min	max	min	max	min	max	lbs	kg
21	10 1/2	5.089	129.26	5.12	130.0	1	1 1/2	25	40	-	-	-	-	1	1 5/8	25	40	2.27	1.03
25	12 1/2	6.032	153.21	6.07	154.2	1	1 1/2	25	40	-	-	-	-	1	1 5/8	25	40	3.22	1.46

Imperial shaft-ready round bore sprockets are shipped with keyway and setscrew. Metric shaft-ready round bore sprockets are shipped with keyway and no setscrew. Idler bores are designed to spin freely on the shaft.



Chain Information

desc	Chain Width		Min. Side-flex Radius		Approximate Weight	
	in	mm	in	mm	lbs/ft	kg/m
3 1/4	3.25	82.6	-	-	0.61	0.91
4 1/2	4.50	114.3	-	-	0.75	1.12
7 1/2	7.50	190.5	-	-	1.08	1.61

Available Materials

Prefix	Chain Material	Standard Pin Material	Temperature						Chain Strength		FDA Approval
			Fahrenheit			Celsius			lbs	N	
			min	max	wet	min	max	wet			
Standard Materials											
HP™	High Performance	Stainless Steel	-40	180	150	-40	82	66	365	1,624	Yes
LF	Low Friction	Stainless Steel	-40	180	150	-40	82	66	365	1,624	Yes
MLF	Medium Duty Low Friction	Stainless Steel	-40	180	150	-40	82	66	365	1,624	No
PSX®	Platinum Series X®	Stainless Steel	-40	180	150	-40	82	66	365	1,624	Yes
Made-to-Order Materials											
AS	Anti-Static	Stainless Steel	0	180	NR	-18	82	NR	219	974	No
BWR	Black Wear Resistant	Stainless Steel	-40	180	NR	-40	82	NR	438	1,948	No
CR	Extreme Chemical Resistant	Stainless Steel	40	240	212	4	116	100	292	1,299	Yes
D	Plain Acetal	Stainless Steel	-40	180	150	-40	82	66	365	1,624	No
FR	Flame Retardant	Stainless Steel	0	180	140	-18	82	60	219	974	No
MR	Melt Resistant	Stainless Steel	-80	220	NR	-62	104	NR	365	1,624	No
P	Chemical Resistant	Stainless Steel	0	180	140	-18	82	60	292	1,299	Yes
PS®	Platinum Series®	Stainless Steel	-40	180	150	-40	82	66	365	1,624	Yes
WHP	White High Performance	Stainless Steel	-40	180	150	-40	82	66	365	1,624	Yes
WX	Green Abrasion Resistant Polyamide	Stainless Steel	-40	220	NR	-40	104	NR	365	1,624	No

Regulatory Information

The Food and Drug Administration (FDA) accepts certain materials for direct food contact. FDA approved material is compliant to FDA 21 CFR § 177.

Rexnord, Platinum Series, Platinum Series X, HP, PS and PSX are trademarks of Rexnord Corporation.

All rights reserved.

Additional Notes

MTO (Made-to-Order) products are non-returnable. Minimum order quantity and additional setup charges may also apply.

Stocked in 80 pitch, 10 ft (3.048 m) length strands.

Thermoplastic pins are available on a made-to-order basis.

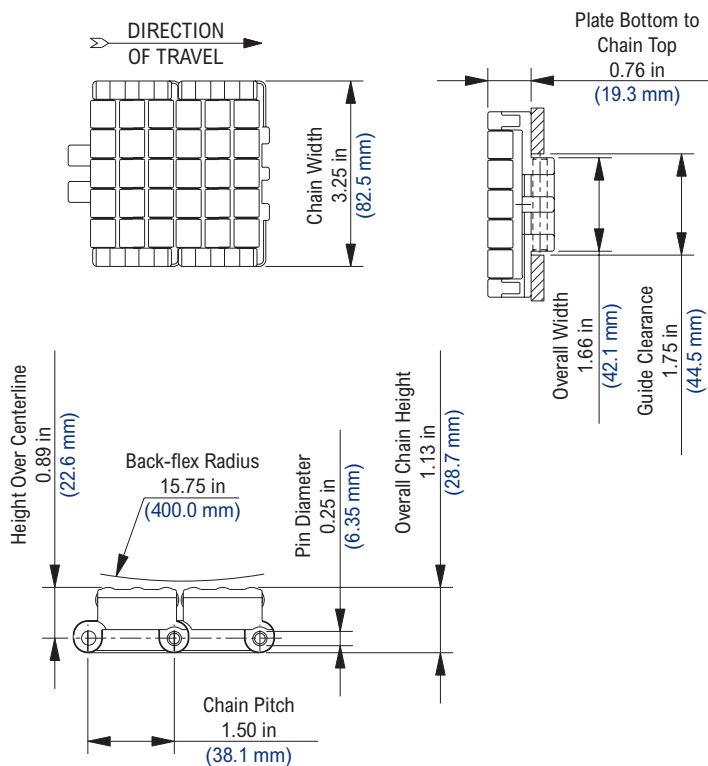
Chain strength is listed at room temperature. NR = Not Recommended.

For additional material information, see material portfolio.

SHD LBP



Photo shows MCC® SHD LBP TableTop® Chain molded in Internally Lubricated Polyacetal (XLA) material.



Chain Information

Chain Width		Min. Side-flex Radius		Approximate Weight	
desc	in	in	mm	lbs/ft	kg/m
3 1/4	3.25	-	-	1.48	2.21

Available Materials

Prefix	Chain Material	Standard Pin Material	Temperature						Chain Strength		FDA Approval
			Fahrenheit			Celsius			lbs	N	
			min	max dry	max wet	min	max dry	max wet			
Standard Materials											
XLA	Internally Lubricated Polyacetal	Stainless Steel	-40	180	150	-40	82	66	365	1,624	Yes

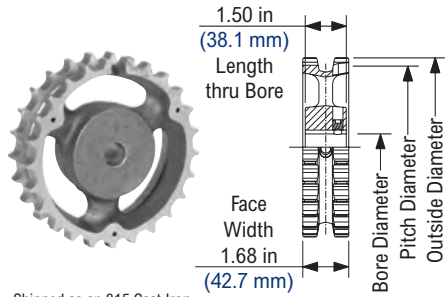
Regulatory Information

The Food and Drug Administration (FDA) accepts certain materials for direct food contact. FDA approved material is compliant to FDA 21 CFR § 177. Rexnord, MCC, and TableTop are trademarks of Rexnord Corporation. All rights reserved.

Additional Notes

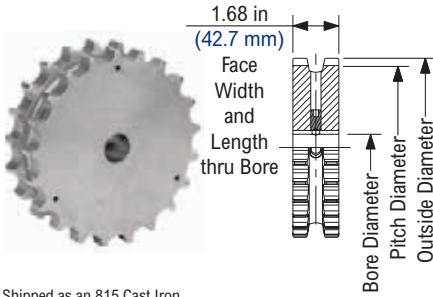
Stocked in 40 pitch, 5 ft (1.524 m) length strands. Thermoplastic pins are available on a made-to-order basis. Chain strength is listed at room temperature. NR = Not Recommended. For additional material information, see material portfolio.

820 Cast Iron Arm Body Sprocket



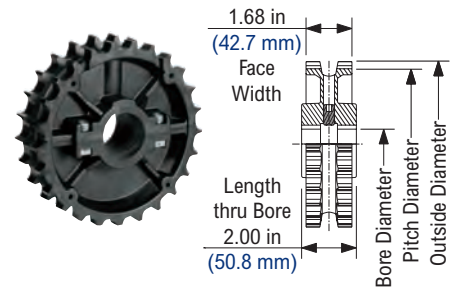
Shipped as an 815 Cast Iron grooved army body sprocket

820 Cast Iron Block Body Sprocket



Shipped as an 815 Cast Iron grooved block body sprocket

NS820 Thermoplastic Split Sprocket



820 Cast Iron Arm Body Sprocket Information

Number Of Teeth	Pitch Diameter	Outside Diameter		Bore Diameter (Shaft-Ready)										Bore Diameter (Round)				Approximate Weight	
				Round				Square						in		mm			
				in	mm	min	max	min	max	min	max	min	max	min	max	min	max		
19	9 1/2	4.622	117.40	4.61	117.1	1	1 1/4	20	30	-	-	-	-	1	1 1/4	20	30	3.28	1.49
20	10	4.854	123.29	4.86	123.4	1	1 1/4	20	30	-	-	-	-	1	1 1/4	20	30	3.81	1.73
21	10 1/2	5.089	129.26	5.12	130.0	1	1 3/4	20	45	-	-	-	-	1	1 3/4	20	45	4.63	2.10
22	11	5.324	135.23	5.35	135.9	1	1 3/4	20	45	-	-	-	-	1	1 3/4	20	45	5.12	2.32
23	11 1/2	5.560	141.22	5.59	142.0	1	1 3/4	20	45	-	-	-	-	1	1 3/4	20	45	5.31	2.41
24	12	5.796	147.22	5.83	148.1	1	1 3/4	20	45	-	-	-	-	1	1 3/4	20	45	5.41	2.45
25	12 1/2	6.032	153.21	6.07	154.2	1	1 3/4	20	45	-	-	-	-	1	1 3/4	20	45	5.57	2.53
27	13 1/2	6.504	165.20	6.56	166.6	1	1 3/4	20	45	-	-	-	-	1	1 3/4	20	45	6.50	2.95
29	14 1/2	6.978	177.24	7.05	179.1	1	1 3/4	20	45	-	-	-	-	1	1 3/4	20	45	6.72	3.05
31	15 1/2	7.452	189.28	7.53	191.3	1	1 3/4	20	45	-	-	-	-	1	1 3/4	20	45	6.86	3.11
41	20 1/2	9.826	249.58	9.93	252.2	1	2 1/2	20	65	-	-	-	-	1	2 1/2	20	65	16.23	7.36

Shaft-ready round bore sprockets are shipped with keyway and setscrew.

820 Cast Iron Block Body Sprocket Information

Number Of Teeth	Pitch Diameter	Outside Diameter		Bore Diameter (Shaft-Ready)										Bore Diameter (Round)				Approximate Weight	
				Round				Square						in		mm			
				in	mm	min	max	min	max	min	max	min	max	min	max	min	max		
13	6 1/2	3.228	81.99	3.11	79.0	1	1 1/4	20	30	-	-	-	-	1	1 1/4	20	30	2.45	1.11
15	7 1/2	3.688	93.68	3.63	92.2	1	1 1/4	20	30	-	-	-	-	1	1 1/4	20	30	3.57	1.62
17	8 1/2	4.152	105.46	4.12	104.6	1	1 11/16	20	40	-	-	-	-	1	1 11/16	20	40	4.83	2.19
21	10 1/2	5.089	129.26	5.12	130.0	1	2 11/16	20	70	-	-	-	-	1	2 11/16	20	70	4.63	2.10
25	12 1/2	6.032	153.21	6.07	154.2	1	3 7/16	20	90	-	-	-	-	1	3 7/16	20	90	5.57	2.53

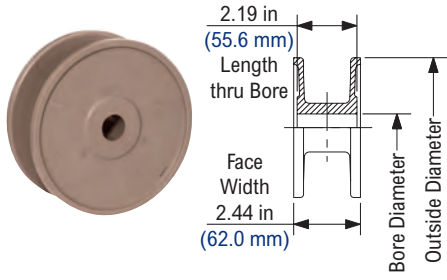
Shaft-ready round bore sprockets are shipped with keyway and setscrew.

NS820 Thermoplastic Split Sprocket Information

Number Of Teeth	Pitch Diameter	Outside Diameter		Bore Diameter (Shaft-Ready)										Bore Diameter (Idler)				Approximate Weight	
				Round				Square						in		mm			
				in	mm	min	max	min	max	min	max	min	max	min	max	min	max		
21	10 1/2	5.089	129.26	5.12	130.0	1	1 5/8	25	40	-	-	-	-	1	1 5/8	25	40	1.01	0.46
23	11 1/2	5.560	141.22	5.59	142.0	1	1 5/8	25	40	-	-	-	-	1	1 5/8	25	40	1.19	0.54
25	12 1/2	6.032	153.21	6.07	154.2	1	2	25	50	-	-	-	-	1	2	25	50	1.39	0.63
27	13 1/2	6.504	165.20	6.56	166.6	1	1 5/8	25	40	-	-	-	-	1	1 5/8	25	40	1.76	0.80

Imperial shaft-ready round bore sprockets are shipped with keyway and setscrew. Metric shaft-ready round bore sprockets are shipped with keyway and no setscrew. Idler bores are designed to spin freely on the shaft.

815/820 Idler Wheel



815/820 Idler Wheel Imperial Information

Equivalent Tooth Size	Outside Diameter		Imperial Bore Diameter (Idler)					Approximate Weight	
	in	mm	in					lbs	kg
21	5.11	129.8	7/8	1	1 3/16	1 1/4	1 1/2	0.49	0.22
23	5.60	142.2	7/8	1	1 3/16	1 1/4	1 1/2	0.59	0.27
25	6.09	154.7	7/8	1	1 3/16	1 1/4	1 1/2	0.66	0.30
27	6.56	166.6	-	-	-	1 1/4	-	0.70	0.32

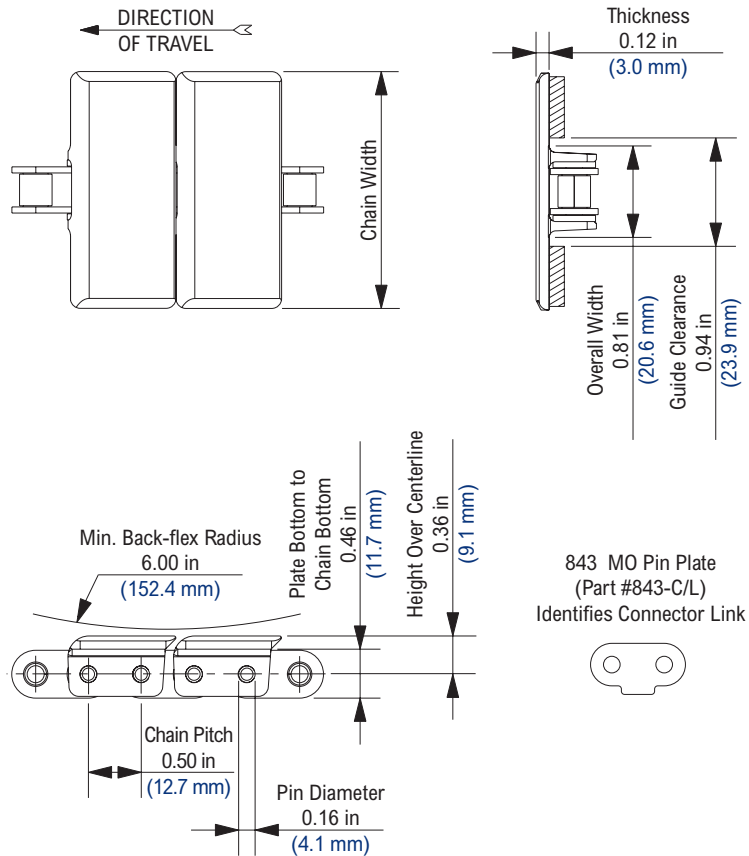

Idler wheels are designed to spin freely on the shaft. 27 tooth idler wheel is available on a made-to-order basis and is subject to minimum order requirements.

815/820 Idler Wheel Metric Information

Equivalent Tooth Size	Outside Diameter		Metric Bore Diameter (Idler)				Approximate Weight	
	in	mm	mm				lbs	kg
21	5.11	129.8	25	30	35	40	0.49	0.22
23	5.60	142.2	25	30	35	40	0.59	0.27
25	6.09	154.7	25	30	35	40	0.66	0.30

Idler wheels are designed to spin freely on the shaft.

843 (S)



Chain Information

desc	Chain Width		Min. Side-flex Radius		Approximate Weight	
	in	mm	in	mm	lbs/ft	kg/m
1 3/8	1.38	34.9	-	-	0.56	0.83
1 7/16	1.44	36.5	-	-	0.56	0.83
2	2.00	50.8	-	-	0.60	0.89
3 1/4	3.25	82.6	-	-	0.69	1.03

Available Materials

Prefix	Top Plate Material	Base Chain Material	Temperature							Chain Strength		FDA Approval
			Fahrenheit			Celsius						
			min	max		min	max			lbs	N	
Standard Materials												
D	Plain Acetal	Carbon Steel	-40	180	NR	-40	82	NR	800	3,559	No	
LF	Low Friction	Carbon Steel	-40	180	NR	-40	82	NR	800	3,559	No	
Made-to-Order Materials												
AS	Anti-Static	Carbon Steel	0	180	NR	-18	82	NR	800	3,559	No	
BWR	Black Wear Resistant	Carbon Steel	-40	180	NR	-40	82	NR	800	3,559	No	
MR	Melt Resistant	Carbon Steel	-80	220	NR	-62	104	NR	800	3,559	No	
P	Chemical Resistant	Carbon Steel	0	180	NR	-18	82	NR	800	3,559	No	

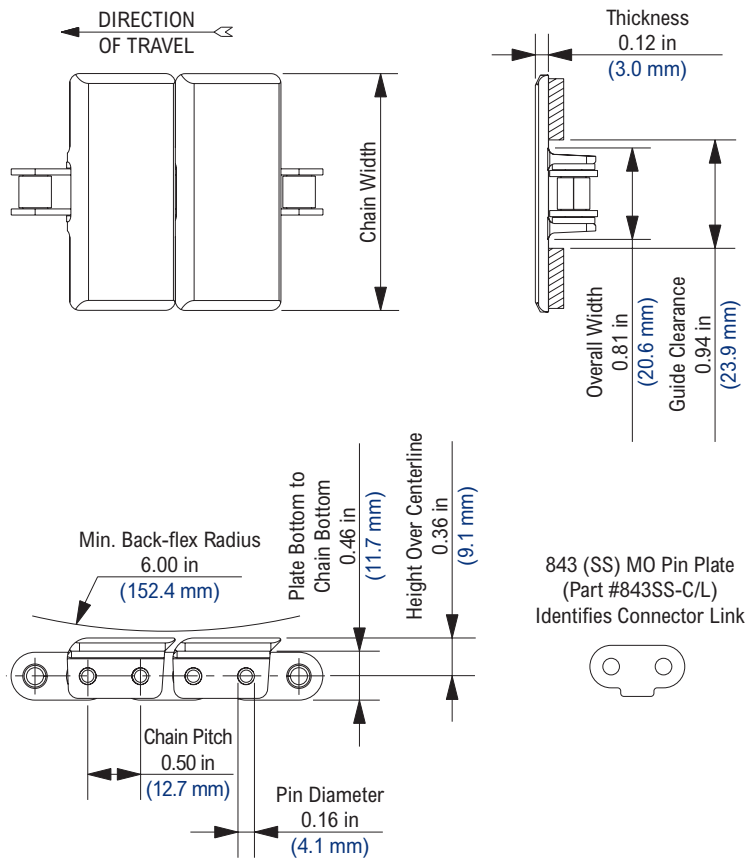

Regulatory Information

The Food and Drug Administration (FDA) accepts certain materials for direct food contact. FDA approved material is compliant to FDA 21 CFR § 177. Rexnord and TableTop are trademarks of Rexnord Corporation. All rights reserved.

Additional Notes

MTO (Made-to-Order) products are non-returnable. Minimum order quantity and additional setup charges may also apply. Stocked in 240 pitch, 10 ft (3.048 m) length strands. Uses 843 carbon steel (S) base chain (Part #843S-BC). Chain runs on ANSI No. 40 sprockets. Chain strength is listed at room temperature. NR = Not Recommended. For additional material information, see material portfolio.

843 (SS)



843 (SS) MO Pin Plate (Part #843SS-C/L) Identifies Connector Link



Chain Information

desc	Chain Width		Min. Side-flex Radius		Approximate Weight	
	in	mm	in	mm	lbs/ft	kg/m
1 3/8	1.38	34.9	-	-	0.56	0.83
1 7/16	1.44	36.5	-	-	0.56	0.83
2	2.00	50.8	-	-	0.60	0.89
3 1/4	3.25	82.6	-	-	0.69	1.03

Available Materials

Prefix	Top Plate Material	Base Chain Material	Temperature						Chain Strength		FDA Approval
			Fahrenheit			Celsius			lbs	N	
			min	max		min	max				
			dry	wet		dry	wet				
Standard Materials											
D	Plain Acetal	Stainless Steel	-40	180	150	-40	82	66	520	2,313	No
LF	Low Friction	Stainless Steel	-40	180	150	-40	82	66	520	2,313	Yes
Made-to-Order Materials											
AS	Anti-Static	Stainless Steel	0	180	NR	-18	82	NR	520	2,313	No
CR	Extreme Chemical Resistant	Stainless Steel	40	240	212	4	116	100	520	2,313	Yes
DUV	Plain Acetal Ultraviolet Resistant	Stainless Steel	0	180	150	-18	82	66	520	2,313	No
MR	Melt Resistant	Stainless Steel	-80	220	NR	-62	104	NR	520	2,313	No
P	Chemical Resistant	Stainless Steel	0	180	140	-18	82	60	520	2,313	Yes

Regulatory Information

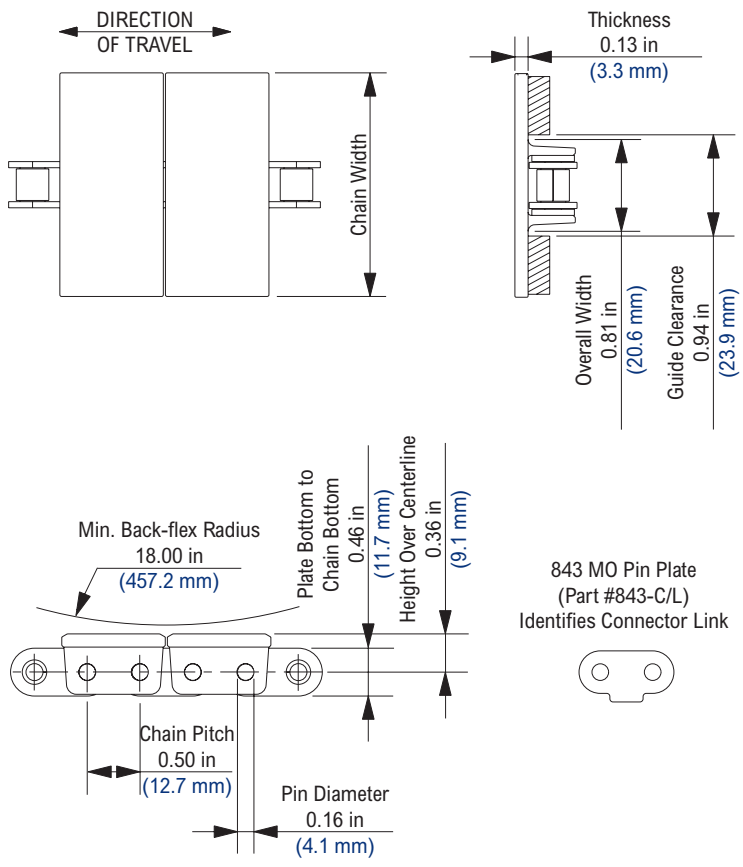

The Food and Drug Administration (FDA) accepts certain materials for direct food contact. FDA approved material is compliant to FDA 21 CFR § 177.

Rexnord and TableTop are trademarks of Rexnord Corporation. All rights reserved.

Additional Notes

MTO (Made-to-Order) products are non-returnable. Minimum order quantity and additional setup charges may also apply.
 Stocked in 240 pitch, 10 ft (3.048 m) length strands.
 Uses 843 stainless steel (SS) base chain (Part #843SS-BC).
 Chain runs on ANSI No. 40 sprockets.
 Chain strength is listed at room temperature.
 NR = Not Recommended.
 For additional material information, see material portfolio.

845 (S)



Chain Information

desc	Chain Width		Min. Side-flex Radius		Approximate Weight	
	in	mm	in	mm	lbs/ft	kg/m
1 1/8	1.13	28.6	-	-	0.57	0.85
1 3/8	1.38	34.9	-	-	0.60	0.89
2	2.00	50.8	-	-	0.66	0.98

Available Materials

Prefix	Top Plate Material	Base Chain Material	Temperature						Chain Strength		FDA Approval
			Fahrenheit			Celsius			lbs	N	
			min	max		min	max	wet			
Standard Materials											
LF	Low Friction	Carbon Steel	-40	180	NR	-40	82	NR	800	3,559	No
Made-to-Order Materials											
D	Plain Acetal	Carbon Steel	-40	180	NR	-40	82	NR	800	3,559	No

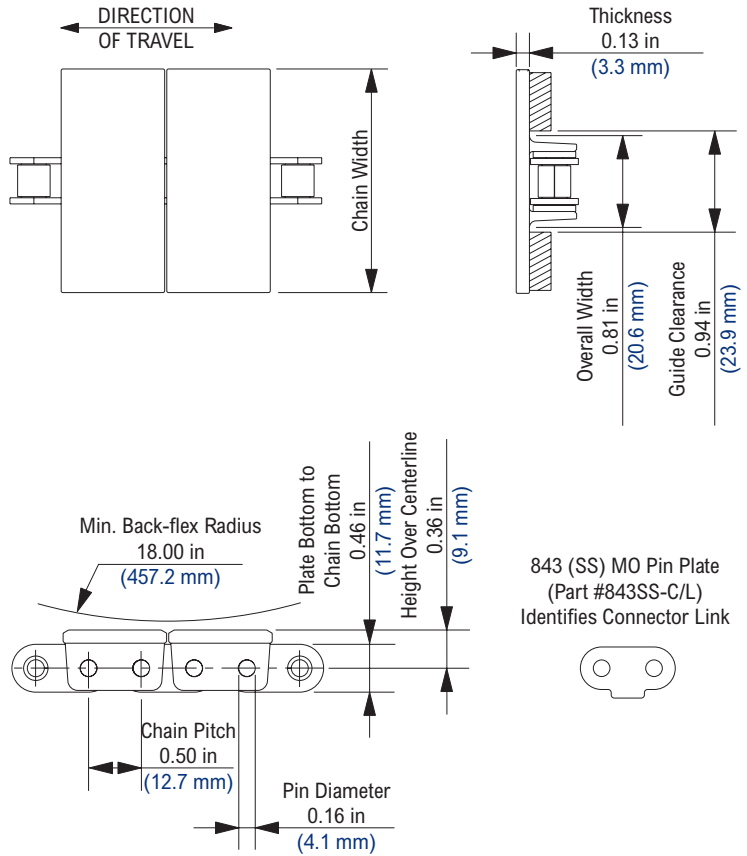

Regulatory Information

The Food and Drug Administration (FDA) accepts certain materials for direct food contact. FDA approved material is compliant to FDA 21 CFR § 177. Rexnord and TableTop are trademarks of Rexnord Corporation. All rights reserved.

Additional Notes

MTO (Made-to-Order) products are non-returnable. Minimum order quantity and additional setup charges may also apply. Stocked in 240 pitch, 10 ft (3.048 m) length strands. Uses 843 carbon steel (S) base chain (Part #843S-BC). Chain runs on ANSI No. 40 sprockets. Chain strength is listed at room temperature. NR = Not Recommended. For additional material information, see material portfolio.

845 (SS)



843 (SS) MO Pin Plate (Part #843SS-C/L) Identifies Connector Link



Chain Information

desc	Chain Width		Min. Side-flex Radius		Approximate Weight	
	in	mm	in	mm	lbs/ft	kg/m
1 1/8	1.13	28.6	-	-	0.57	0.85
1 3/8	1.38	34.9	-	-	0.60	0.89
2	2.00	50.8	-	-	0.66	0.98

Available Materials

Prefix	Top Plate Material	Base Chain Material	Temperature						Chain Strength		FDA Approval
			Fahrenheit			Celsius			lbs	N	
			min	max dry	max wet	min	max dry	max wet			
Standard Materials											
LF	Low Friction	Stainless Steel	-40	180	150	-40	82	66	520	2,313	Yes
Made-to-Order Materials											
D	Plain Acetal	Stainless Steel	-40	180	150	-40	82	66	520	2,313	No

Regulatory Information

The Food and Drug Administration (FDA) accepts certain materials for direct food contact. FDA approved material is compliant to FDA 21 CFR § 177. Rexnord and TableTop are trademarks of Rexnord Corporation. All rights reserved.


Additional Notes

MTO (Made-to-Order) products are non-returnable. Minimum order quantity and additional setup charges may also apply. Stocked in 240 pitch, 10 ft (3.048 m) length strands. Uses 843 stainless steel (SS) base chain (Part #843SS-BC). Chain runs on ANSI No. 40 sprockets. Chain breaker available. Chain strength is listed at room temperature. NR = Not Recommended. For additional material information, see material portfolio.



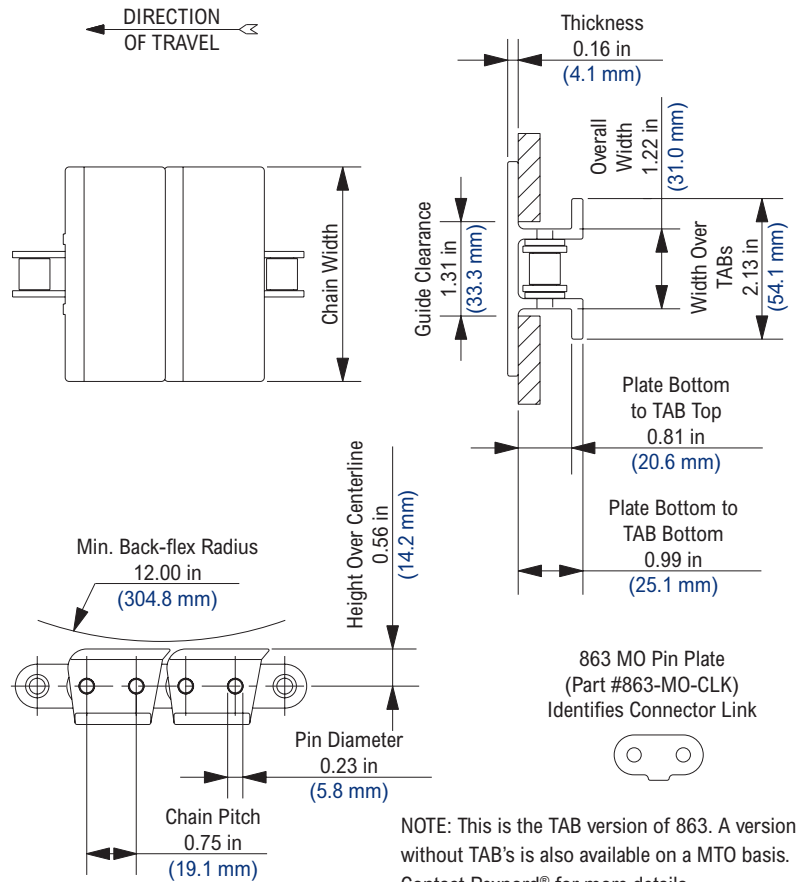
Part #SK12776

863 TAB (S)



Chain Information

Chain Width desc	Chain Width		Min. Side-flex Radius		Approximate Weight	
	in	mm	in	mm	lbs/ft	kg/m
3 1/4	3.25	82.6	-	-	1.41	2.10
4 1/2	4.50	114.3	-	-	1.50	2.24



Available Materials

Prefix	Top Plate Material	Base Chain Material	Temperature						Chain Strength		FDA Approval
			Fahrenheit			Celsius			lbs	N	
			min	max	wet	min	max	wet			
Standard Materials											
LF	Low Friction	Carbon Steel	-40	180	NR	-40	82	NR	1,400	6,228	No
Made-to-Order Materials											
BWR	Black Wear Resistant	Carbon Steel	-40	180	NR	-40	82	NR	1,400	6,228	No
D	Plain Acetal	Carbon Steel	-40	180	NR	-40	82	NR	1,400	6,228	No
FR	Flame Retardant	Carbon Steel	0	180	NR	-18	82	NR	1,400	6,228	No
HP™	High Performance	Carbon Steel	-40	180	NR	-40	82	NR	1,400	6,228	No
HS	Heat Stabilized	Carbon Steel	-40	220	NR	-40	104	NR	1,400	6,228	No
MR	Melt Resistant	Carbon Steel	-80	220	NR	-62	104	NR	1,400	6,228	No
WLF	White Low Friction	Carbon Steel	-40	180	NR	-40	82	NR	1,400	6,228	No
WX	Green Abrasion Resistant Polyamide	Carbon Steel	-40	220	NR	-40	104	NR	1,400	6,228	No

Regulatory Information

Rexnord, TableTop and HP are trademarks of Rexnord Corporation. All rights reserved.

Additional Notes

MTO (Made-to-Order) products are non-returnable. Minimum order quantity and additional setup charges may also apply. Stocked in 160 pitch, 10 ft (3.048 m) length strands. Uses 863 carbon steel (S) base chain (Part #863-BC). Chain runs on ANSI No. 60 sprockets. Plain acetal (D) top plates are not stocked for the 3-1/4 in (82.6 mm) width. Chain breakers available. Chain strength is listed at room temperature. NR = Not Recommended. For additional material information, see material portfolio.



863 TAB (SS)


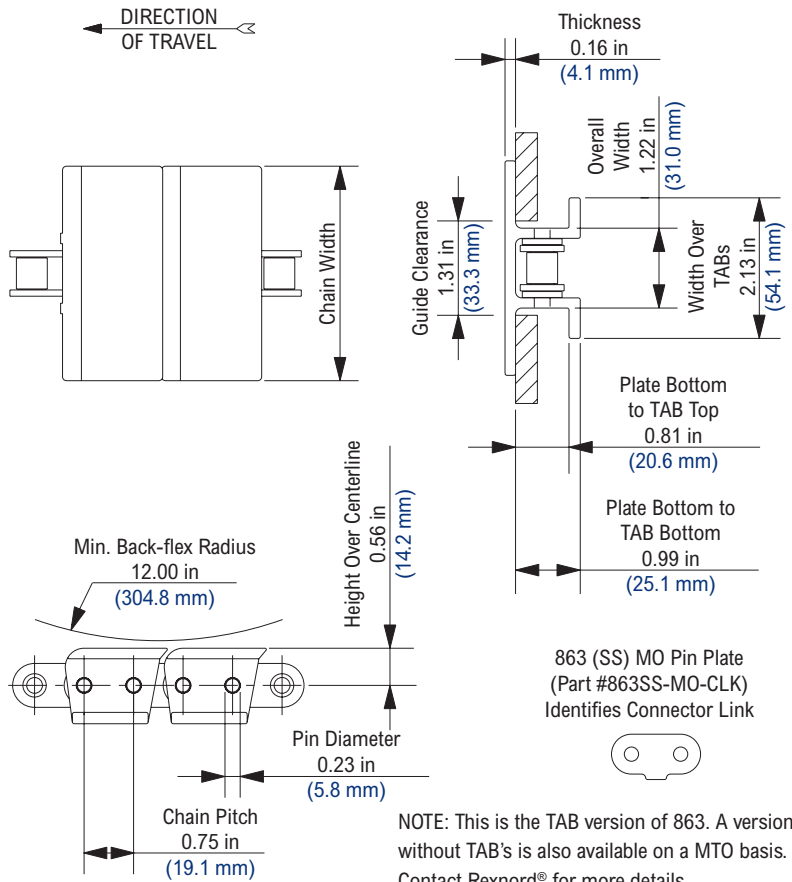


Photo shows 863 TAB TableTop® Chain with top plates molded in Plain Acetal (D) material on Stainless Steel (SS) base chain.

Chain Information

Chain Width	Chain Width		Min. Side-flex Radius		Approximate Weight	
	in	mm	in	mm	lbs/ft	kg/m
3 1/4	3.25	82.6	-	-	1.41	2.10
4 1/2	4.50	114.3	-	-	1.50	2.24



NOTE: This is the TAB version of 863. A version without TAB's is also available on a MTO basis. Contact Rexnord® for more details.

Available Materials

Prefix	Top Plate Material	Base Chain Material	Temperature						Chain Strength		FDA Approval
			Fahrenheit			Celsius			lbs	N	
			min	max dry	wet	min	max dry	wet			
Standard Materials											
LF	Low Friction	Stainless Steel	-40	180	150	-40	82	66	900	4,003	Yes
Made-to-Order Materials											
D	Plain Acetal	Stainless Steel	-40	180	150	-40	82	66	900	4,003	No
HP™	High Performance	Stainless Steel	-40	180	150	-40	82	66	900	4,003	Yes
WLF	White Low Friction	Stainless Steel	-40	180	150	-40	82	66	900	4,003	Yes

Regulatory Information

The Food and Drug Administration (FDA) accepts certain materials for direct food contact. FDA approved material is compliant to FDA 21 CFR § 177.

Rexnord, TableTop and HP are trademarks of Rexnord Corporation.

All rights reserved.

Additional Notes

MTO (Made-to-Order) products are non-returnable. Minimum order quantity and additional setup charges may also apply.

Stocked in 160 pitch, 10 ft (3.048 m) length strands.

Uses 863 stainless steel (SS) base chain (Part #863SS-BC).

Chain runs on ANSI No. 60 sprockets.

Plain acetal (D) top plates are not stocked for the 3-1/4 in (82.6 mm) width.

Chain breakers available.

Chain strength is listed at room temperature. NR = Not Recommended.

For additional material information, see material portfolio.

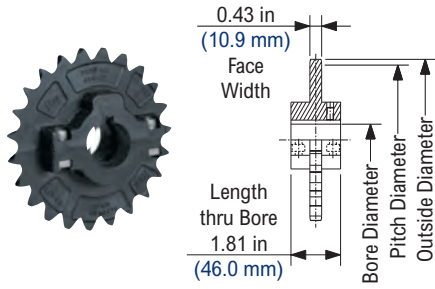


Part #CB1



Part #SK12776

NS63 Thermoplastic Split Sprocket



NS63 Thermoplastic Split Sprocket Information

Number Of Teeth		Pitch Diameter		Outside Diameter		Bore Diameter (Shaft-Ready)								Bore Diameter (Idler)				Approximate Weight	
						Round				Square				in		mm			
						min	max	min	max	min	max	min	max	min	max	min	max		
actual	effect	in	mm	in	mm	in	mm	in	mm	in	mm	in	mm	in	mm	in	mm	lbs	kg
23	11 1/2	5.508	139.90	5.91	150.1	1	1 5/8	30	40	-	-	-	-	1	1 5/8	30	40	0.75	0.34

Shaft-ready round bore sprockets are shipped with keyway and setscrew. Metric shaft-ready round bore sprockets are shipped with metric hardware but without set screws. Idler bores are designed to spin freely on the shaft without keyway or setscrews.


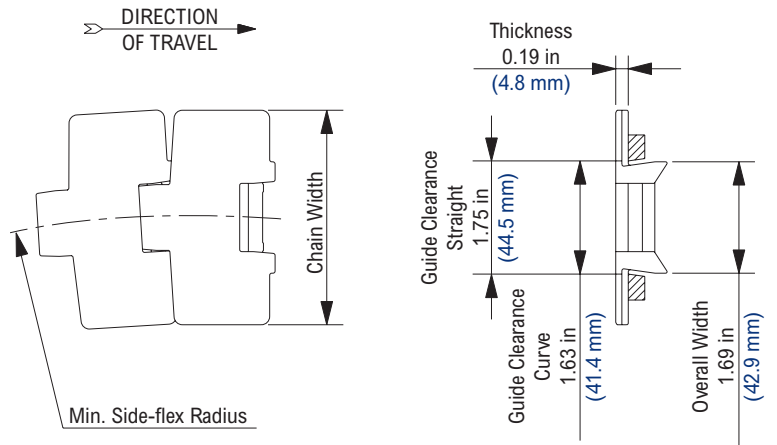
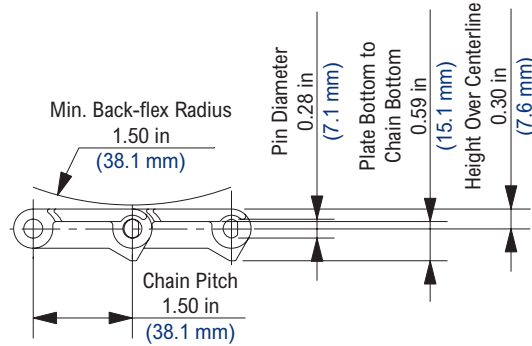


Photo shows 879 TableTop® Chain molded in Low Friction (LF) material.



Chain Information

Chain Width		Min. Side-flex Radius		Approximate Weight		
desc	in	mm	in	mm	lbs/ft	kg/m
3 1/4	3.25	82.6	18.00	457.2	0.60	0.89
4 1/2	4.50	114.3	24.00	609.6	0.70	1.04



Available Materials

Prefix	Chain Material	Standard Pin Material	Temperature						Chain Strength		FDA Approval
			Fahrenheit			Celsius			lbs	N	
			min	max	wet	min	max	wet			
Standard Materials											
HP™	High Performance	Stainless Steel	-40	180	150	-40	82	66	425	1,890	Yes
LF	Low Friction	Stainless Steel	-40	180	150	-40	82	66	425	1,890	Yes
Made-to-Order Materials											
AS	Anti-Static	Stainless Steel	0	180	NR	-18	82	NR	255	1,134	No
BWR	Black Wear Resistant	Stainless Steel	-40	180	NR	-40	82	NR	510	2,269	No
MR	Melt Resistant	Stainless Steel	-80	220	NR	-62	104	NR	425	1,890	No
P	Chemical Resistant	Stainless Steel	0	180	140	-18	82	60	340	1,512	Yes
PS®	Platinum Series®	Stainless Steel	-40	180	150	-40	82	66	425	1,890	Yes
WHP	White High Performance	Stainless Steel	-40	180	150	-40	82	66	425	1,890	Yes
WLF	White Low Friction	Stainless Steel	-40	180	150	-40	82	66	425	1,890	Yes
WX	Green Abrasion Resistant Polyamide	Stainless Steel	-40	220	NR	-40	104	NR	425	1,890	No

Regulatory Information

The Food and Drug Administration (FDA) accepts certain materials for direct food contact. FDA approved material is compliant to FDA 21 CFR § 177. Rexnord, TableTop, Platinum Series, HP and PS are trademarks of Rexnord Corporation. All rights reserved.

Additional Notes

MTO (Made-to-Order) products are non-returnable. Minimum order quantity and additional setup charges may also apply. Stocked in 80 pitch, 10 ft (3.048 m) length strands. Thermoplastic pins are available on a made-to-order basis. Chain strength is listed at room temperature. NR = Not Recommended. For additional material information, see material portfolio.

879 TAB


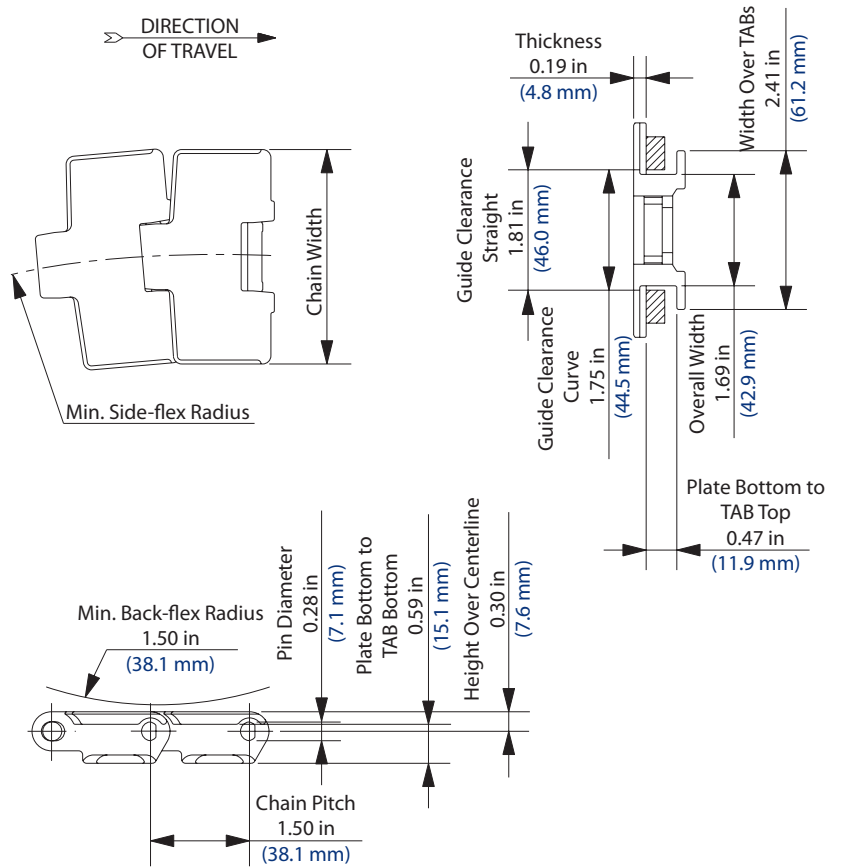


Photo shows 879 TAB TableTop® Chain molded in Low Friction (LF) material.



Chain Information

Chain Width		Min. Side-flex Radius		Approximate Weight		
desc	in	mm	in	mm	lbs/ft	kg/m
3 1/4	3.25	82.6	18.00	457.2	0.70	1.04
4 1/2	4.50	114.3	24.00	609.6	0.76	1.13

Available Materials

Prefix	Chain Material	Standard Pin Material	Temperature						Chain Strength		FDA Approval
			Fahrenheit			Celsius			lbs	N	
			min	max	dry	wet	min	max			
Standard Materials											
HP™	High Performance	Stainless Steel	-40	180	150	-40	82	66	425	1,890	Yes
LF	Low Friction	Stainless Steel	-40	180	150	-40	82	66	425	1,890	Yes
MLF	Medium Duty Low Friction	Stainless Steel	-40	180	150	-40	82	66	425	1,890	No
PSX®	Platinum Series X®	Stainless Steel	-40	180	150	-40	82	66	425	1,890	Yes
Made-to-Order Materials											
AS	Anti-Static	Stainless Steel	0	180	NR	-18	82	NR	255	1,134	No
BWR	Black Wear Resistant	Stainless Steel	-40	180	NR	-40	82	NR	510	2,269	No
D	Plain Acetal	Stainless Steel	-40	180	150	-40	82	66	425	1,890	No
MR	Melt Resistant	Stainless Steel	-80	220	NR	-62	104	NR	425	1,890	No
P	Chemical Resistant	Stainless Steel	0	180	140	-18	82	60	340	1,512	Yes
PS®	Platinum Series®	Stainless Steel	-40	180	150	-40	82	66	425	1,890	Yes
WHP	White High Performance	Stainless Steel	-40	180	150	-40	82	66	425	1,890	Yes
WLF	White Low Friction	Stainless Steel	-40	180	150	-40	82	66	425	1,890	Yes
WX	Green Abrasion Resistant Polyamide	Stainless Steel	-40	220	NR	-40	104	NR	425	1,890	No

Regulatory Information

The Food and Drug Administration (FDA) accepts certain materials for direct food contact. FDA approved material is compliant to FDA 21 CFR § 177.

Rexnord, TableTop, Platinum Series, HP, PS and PSX are trademarks of Rexnord Corporation.

All rights reserved.

Additional Notes

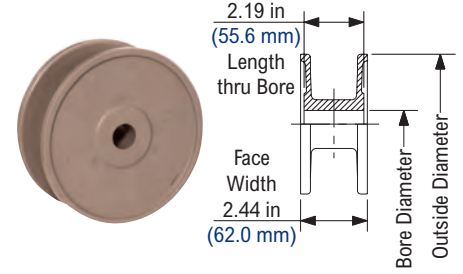
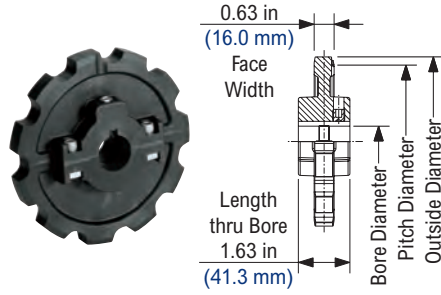
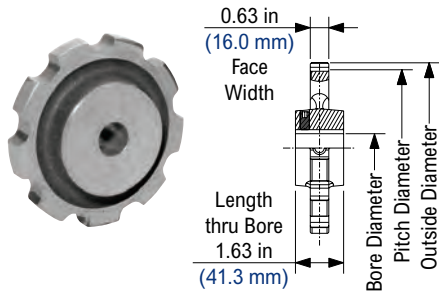
MTO (Made-to-Order) products are non-returnable. Minimum order quantity and additional setup charges may also apply.

Stocked in 80 pitch, 10 ft (3.048 m) length strands.

Thermoplastic pins are available on a made-to-order basis.

Chain strength is listed at room temperature. NR = Not Recommended.

For additional material information, see material portfolio.



880 Cast Iron Sprocket Information

Number Of Teeth	Pitch Diameter	Outside Diameter	Bore Diameter (Shaft-Ready)											Bore Diameter (Round)				Approximate Weight	
					Round				Square				in		mm				
			in	mm	min	max	min	max	min	max	min	max	min	max	min	max			
9	9	4.386	111.40	4.33	110.0	3/4	1 3/8	20	35	-	-	-	-	3/4	2 1/4	20	55	2.87	1.30
10	10	4.854	123.29	4.82	122.4	3/4	1 1/4	20	30	-	-	-	-	3/4	1 3/4	20	40	3.09	1.40
11	11	5.324	135.23	5.31	134.9	3/4	1 3/8	20	35	-	-	-	-	3/4	2 1/4	20	55	3.31	1.50
12	12	5.796	147.22	5.80	147.3	3/4	1 3/8	20	35	-	-	-	-	3/4	2 1/4	20	55	3.53	1.60
15	15	7.215	183.26	7.26	184.4	3/4	1 3/8	20	35	-	-	-	-	3/4	2 1/4	20	55	4.19	1.90

Shaft-ready round bore sprockets are shipped with keyway and setscrew.

NS880 Thermoplastic Split Sprocket Information

Number Of Teeth	Pitch Diameter	Outside Diameter	Bore Diameter (Shaft-Ready)											Bore Diameter (Idler)				Approximate Weight	
					Round				Square				in		mm				
			in	mm	min	max	min	max	min	max	min	max	min	max	min	max			
11	11	5.324	135.23	5.30	134.6	1	1 5/8	25	40	-	-	-	-	1	1 3/4	25	45	0.66	0.30
12	12	5.796	147.22	5.80	147.3	1	1 3/4	25	45	-	-	-	-	1	1 3/4	25	45	0.82	0.37

Imperial shaft-ready round bore sprockets are shipped with keyway and setscrew. Metric shaft-ready round bore sprockets are shipped with keyway and no setscrew. Idler bores are designed to spin freely on the shaft.

815/820 Idler Wheel Imperial Information

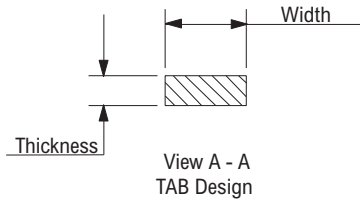
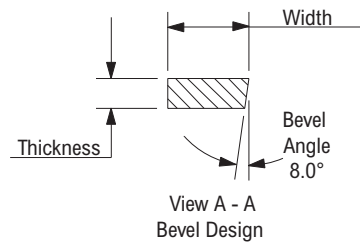
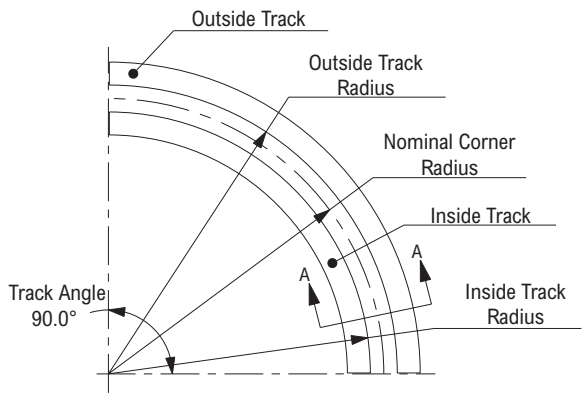
Equivalent Tooth Size	Outside Diameter		Imperial Bore Diameter (Idler)						Approximate Weight	
	in	mm	in						lbs	kg
21	5.11	129.8	7/8	1	1 3/16	1 1/4	1 1/2	0.49	0.22	
23	5.60	142.2	7/8	1	1 3/16	1 1/4	1 1/2	0.59	0.27	
25	6.09	154.7	7/8	1	1 3/16	1 1/4	1 1/2	0.66	0.30	
27	6.56	166.6	-	-	-	1 1/4	-	0.70	0.32	

Idler wheels are designed to spin freely on the shaft. 27 tooth idler wheel is available on a made-to-order basis and is subject to minimum order requirements.

815/820 Idler Wheel Metric Information

Equivalent Tooth Size	Outside Diameter		Metric Bore Diameter (Idler)						Approximate Weight	
	in	mm	mm						lbs	kg
21	5.11	129.8	25	30	35	40	0.49	0.22		
23	5.60	142.2	25	30	35	40	0.59	0.27		
25	6.09	154.7	25	30	35	40	0.66	0.30		

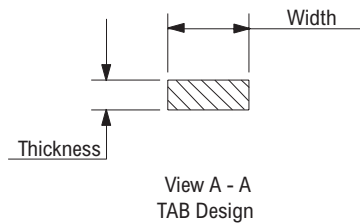
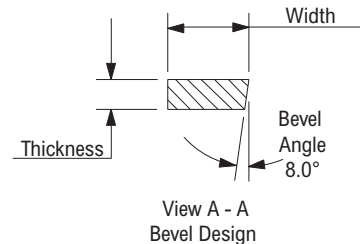
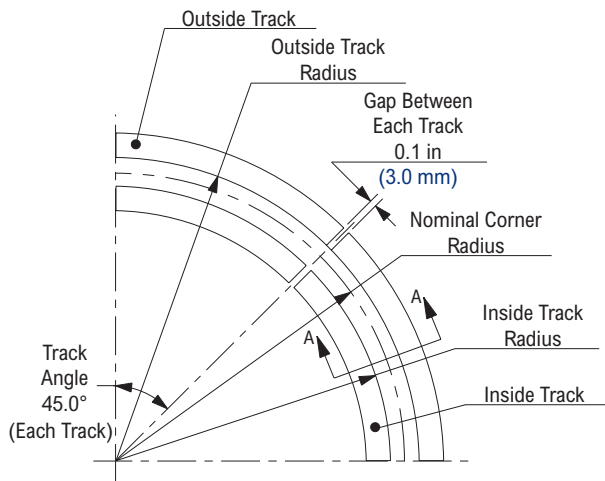
Idler wheels are designed to spin freely on the shaft.



Corner Track (Two Piece)

Corner Track Kit	Part Number	Accommodates Top Plate Width		Nominal Corner Radius		Inside Track Radius		Outside Track Radius		Thickness		Width		Material	Color	Approximate Weight	
		in	mm	in	mm	in	mm	in	mm	in	mm	in	mm			lbs	kg
Bevel Design																	
N18B3	10178061	3 1/4	82.55	18.0	457	17.2	437	18.8	478	0.40	10.2	1.00	25.4	Nylatron®	Black	0.85	0.39
U18B3	10178903	3 1/4	82.55	18.0	457	17.2	437	18.8	478	0.40	10.2	1.00	25.4	UHMWPE	White	0.85	0.39
ULF18B3	10404289	3 1/4	82.55	18.0	457	17.2	437	18.8	478	0.40	10.2	1.00	25.4	ULF	Brown/Red	1.01	0.45
N24B3	10178063	All	All	24.0	610	23.2	589	24.8	630	0.40	10.2	1.00	25.4	Nylatron®	Black	1.14	0.52
U24B3	10178908	All	All	24.0	610	23.2	589	24.8	630	0.40	10.2	1.00	25.4	UHMWPE	White	1.14	0.52
ULF24B3	10404292	All	All	24.0	610	23.2	589	24.8	630	0.40	10.2	1.00	25.4	ULF	Brown/Red	1.34	0.60
TAB Design																	
N18R3	10178062	3 1/4	82.55	18.0	457	17.1	434	18.9	480	0.40	10.2	1.50	38.1	Nylatron®	Black	1.28	0.58
U18R3	10178904	3 1/4	82.55	18.0	457	17.1	434	18.9	480	0.40	10.2	1.50	38.1	UHMWPE	White	1.28	0.58
ULF18R3	10400636	3 1/4	82.55	18.0	457	17.1	434	18.9	480	0.40	10.2	1.50	38.1	ULF	Brown/Red	1.06	0.48
N24R3	10178064	All	All	24.0	610	23.1	587	24.9	632	0.40	10.2	1.50	38.1	Nylatron®	Black	1.71	0.78
U24R3	10178909	All	All	24.0	610	23.1	587	24.9	632	0.40	10.2	1.50	38.1	UHMWPE	White	1.71	0.78
ULF24R3	10400637	All	All	24.0	610	23.1	587	24.9	632	0.40	10.2	1.50	38.1	ULF	Brown/Red	1.41	0.64

Corner track kit supplied as one 90° inside and one 90° outside track, which can be used as either carry or return.
Nylatron® is a registered trademark of Quadrant Engineering Plastics Products.



Corner Track (Four Piece)

Corner Track Kit	Part Number	Accommodates Top Plate Width		Nominal Corner Radius		Inside Track Radius		Outside Track Radius		Thickness		Width		Material	Color	Approximate Weight	
		in	mm	in	mm	in	mm	in	mm	in	mm	in	mm			lbs	kg
Bevel Design																	
N30B3	10178066	All	All	30.0	762	29.2	742	30.8	782	0.40	10.2	1.50	38.1	Nylatron®	Black	2.13	0.97
U30B3		All	All	30.0	762	29.2	742	30.8	782	0.40	10.2	1.50	38.1	UHMWPE	White	2.13	0.97
ULF30B3	10404295	All	All	30.0	762	29.2	742	30.8	782	0.40	10.2	1.50	38.1	ULF	Brown/Red	1.68	0.76
TAB Design																	
N30R3	10178067	All	All	30.0	762	29.2	742	30.8	782	0.40	10.2	1.50	38.1	Nylatron®	Black	2.13	0.97
U30R3	10178911	All	All	30.0	762	29.2	742	30.8	782	0.40	10.2	1.50	38.1	UHMWPE	White	2.13	0.97
ULF30R3	10400638	All	All	30.0	762	29.2	742	30.8	782	0.40	10.2	1.50	38.1	ULF	Brown/Red	1.76	0.80

Corner track kit supplied as two 45° inside and two 45° outside track, which can be used as either carry or return.
Nylatron® is a registered trademark of Quadrant Engineering Plastics Products.


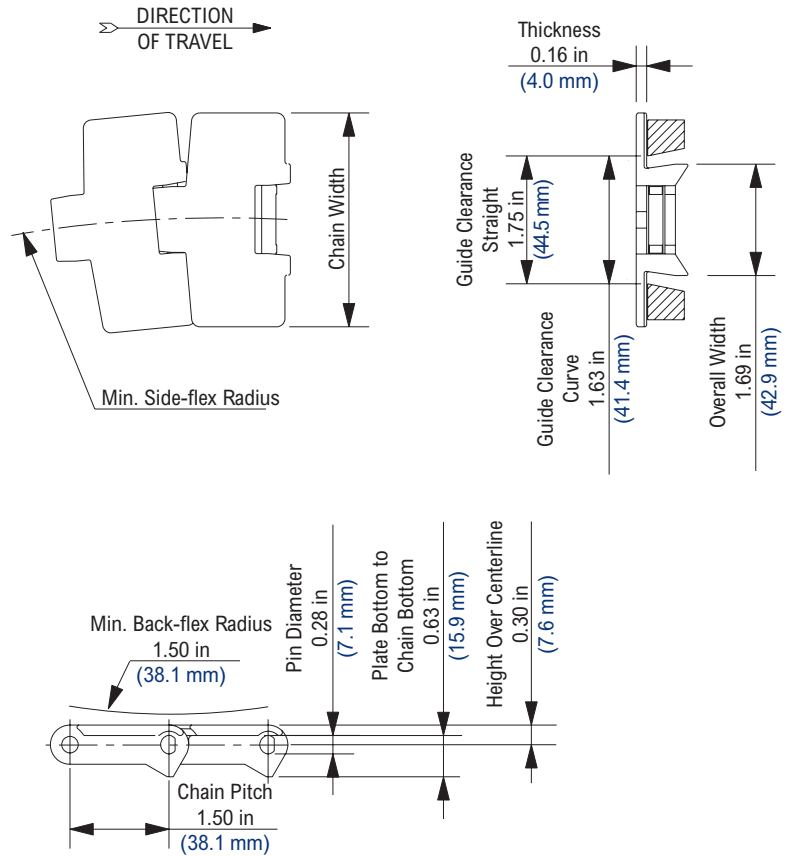


Photo shows 880 TableTop® Chain molded in Low Friction (LF) material.



Chain Information

Chain Width		Min. Side-flex Radius		Approximate Weight		
desc	in	mm	in	mm	lbs/ft	kg/m
3 1/4	3.25	82.6	18.00	457.2	0.60	0.89
4 1/2	4.50	114.3	24.00	609.6	0.70	1.04

Available Materials

Prefix	Chain Material	Standard Pin Material	Temperature						Chain Strength		FDA Approval
			Fahrenheit			Celsius			lbs	N	
			min	max	wet	min	max	wet			
Standard Materials											
HP™	High Performance	Stainless Steel	-40	180	150	-40	82	66	425	1,890	Yes
LF	Low Friction	Stainless Steel	-40	180	150	-40	82	66	425	1,890	Yes
MLF	Medium Duty Low Friction	Stainless Steel	-40	180	150	-40	82	66	425	1,890	No
Made-to-Order Materials											
AS	Anti-Static	Stainless Steel	0	180	NR	-18	82	NR	255	1,134	No
BWR	Black Wear Resistant	Stainless Steel	-40	180	NR	-40	82	NR	510	2,269	No
CR	Extreme Chemical Resistant	Stainless Steel	40	240	212	4	116	100	340	1,512	Yes
D	Plain Acetal	Stainless Steel	-40	180	150	-40	82	66	425	1,890	No
DUV	Ultraviolet Resistant	Stainless Steel	0	180	150	-18	82	66	425	1,890	No
FR	Flame Retardant	Stainless Steel	0	180	140	-18	82	60	255	1,134	No
MR	Melt Resistant	Stainless Steel	-80	220	NR	-62	104	NR	425	1,890	No
P	Chemical Resistant	Stainless Steel	0	180	140	-18	82	60	340	1,512	Yes
PS®	Platinum Series®	Stainless Steel	-40	180	150	-40	82	66	425	1,890	Yes
WD	White Plain Acetal	Stainless Steel	-40	180	150	-40	82	66	425	1,890	Yes
WHP	White High Performance	Stainless Steel	-40	180	150	-40	82	66	425	1,890	Yes
WLF	White Low Friction	Stainless Steel	-40	180	150	-40	82	66	425	1,890	Yes
WX	Green Abrasion Resistant Polyamide	Stainless Steel	-40	220	NR	-40	104	NR	425	1,890	No

Regulatory Information

The Food and Drug Administration (FDA) accepts certain materials for direct food contact. FDA approved material is compliant to FDA 21 CFR § 177.

Rexnord, TableTop, Platinum Series, HP and PS are trademarks of Rexnord Corporation.

All rights reserved.

Additional Notes

MTO (Made-to-Order) products are non-returnable. Minimum order quantity and additional setup charges may also apply.

Stocked in 80 pitch, 10 ft (3.048 m) length strands.

Thermoplastic pins are available on a made-to-order basis.

Chain strength is listed at room temperature. NR = Not Recommended.

For additional material information, see material portfolio.

880 TAB


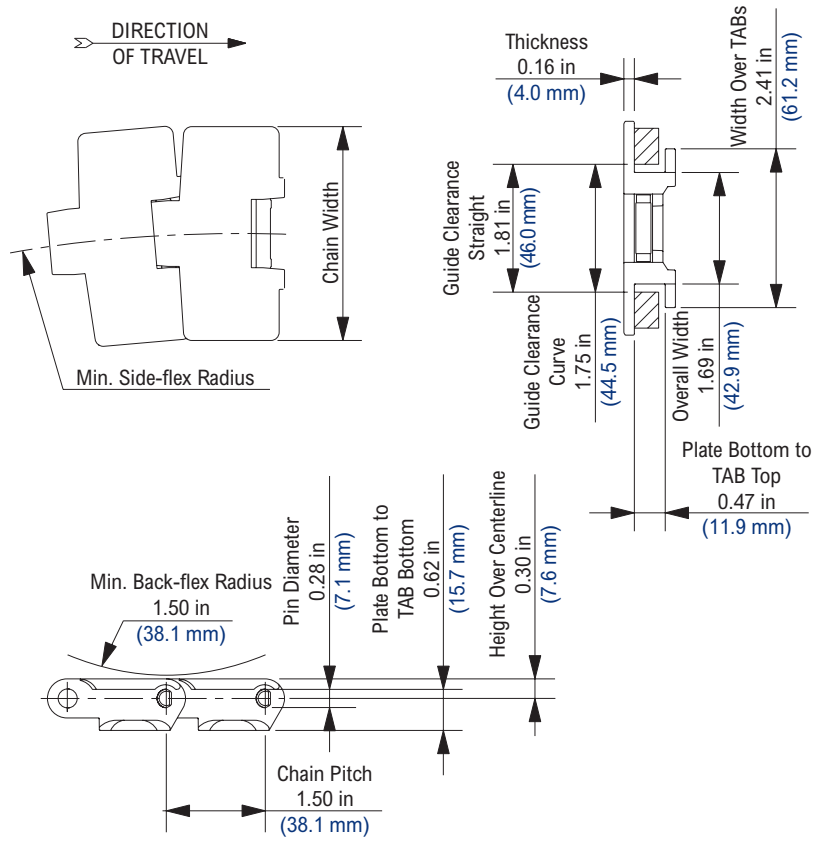


Photo shows 880 TAB TableTop® Chain molded in Low Friction (LF) material.



Chain Information

desc	Chain Width		Min. Side-flex Radius		Approximate Weight	
	in	mm	in	mm	lbs/ft	kg/m
3 1/4	3.25	82.6	18.00	457.2	0.63	0.94
4 1/2	4.50	114.3	24.00	609.6	0.73	1.09

Available Materials

Prefix	Chain Material	Standard Pin Material	Temperature						Chain Strength		FDA Approval
			Fahrenheit			Celsius			lbs	N	
			min	max		min	max				
			dry	wet		dry	wet				
Standard Materials											
HP™	High Performance	Stainless Steel	-40	180	150	-40	82	66	425	1,890	Yes
LF	Low Friction	Stainless Steel	-40	180	150	-40	82	66	425	1,890	Yes
MLF	Medium Duty Low Friction	Stainless Steel	-40	180	150	-40	82	66	425	1,890	No
PSX®	Platinum Series X®	Stainless Steel	-40	180	150	-40	82	66	425	1,890	Yes
Made-to-Order Materials											
AS	Anti-Static	Stainless Steel	0	180	NR	-18	82	NR	255	1,134	No
BWR	Black Wear Resistant	Stainless Steel	-40	180	NR	-40	82	NR	510	2,269	No
CR	Extreme Chemical Resistant	Stainless Steel	40	240	212	4	116	100	340	1,512	Yes
D	Plain Acetal	Stainless Steel	-40	180	150	-40	82	66	425	1,890	No
DUV	Ultraviolet Resistant	Stainless Steel	0	180	150	-18	82	66	425	1,890	No
FR	Flame Retardant	Stainless Steel	0	180	140	-18	82	60	255	1,134	No
MR	Melt Resistant	Stainless Steel	-80	220	NR	-62	104	NR	425	1,890	No
P	Chemical Resistant	Stainless Steel	0	180	140	-18	82	60	340	1,512	Yes
PS®	Platinum Series®	Stainless Steel	-40	180	150	-40	82	66	425	1,890	Yes
WD	White Plain Acetal	Stainless Steel	-40	180	150	-40	82	66	425	1,890	Yes
WHP	White High Performance	Stainless Steel	-40	180	150	-40	82	66	425	1,890	Yes
WLF	White Low Friction	Stainless Steel	-40	180	150	-40	82	66	425	1,890	Yes
WX	Green Abrasion Resistant Polyamide	Stainless Steel	-40	220	NR	-40	104	NR	425	1,890	No

Regulatory Information

The Food and Drug Administration (FDA) accepts certain materials for direct food contact. FDA approved material is compliant to FDA 21 CFR § 177.

Rexnord, TableTop, Platinum Series, Platinum Series X, HP and PS are trademarks of Rexnord Corporation.

All rights reserved.

Additional Notes

MTO (Made-to-Order) products are non-returnable. Minimum order quantity and additional setup charges may also apply.

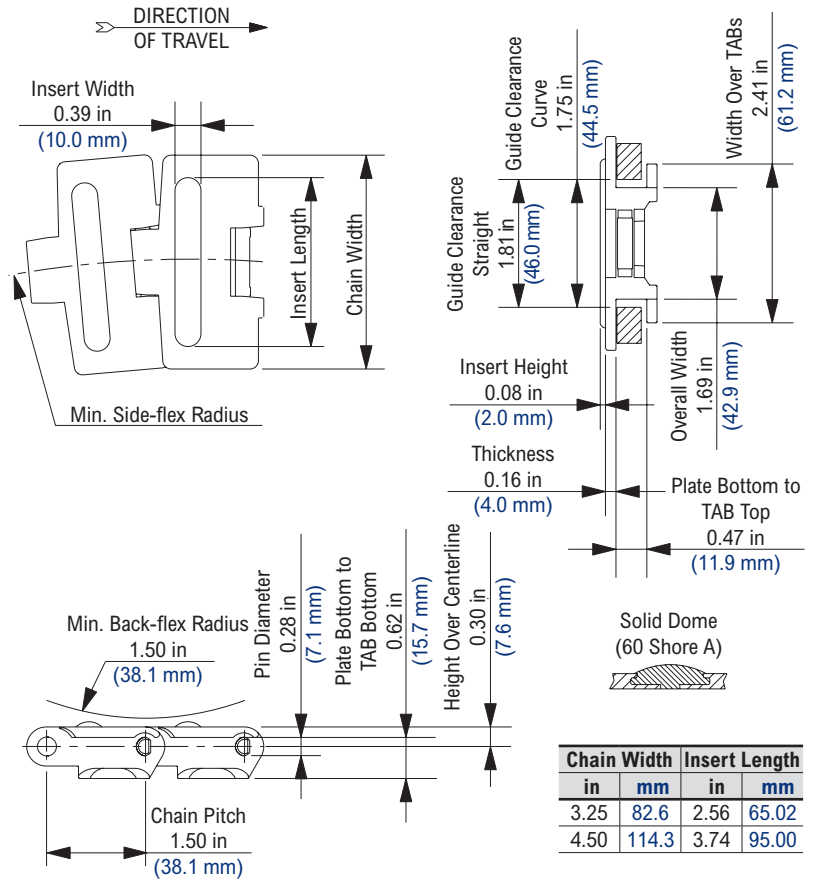

Stocked in 80 pitch, 10 ft (3.048 m) length strands.

Thermoplastic pins are available on a made-to-order basis.

Chain strength is listed at room temperature. NR = Not Recommended.

For additional material information, see material portfolio.

880 TAB RubberTop®



Chain Information

Chain Width		Min. Side-flex Radius		Approximate Weight		
desc	in	mm	in	mm	lbs/ft	kg/m
3 1/4	3.25	82.6	18.00	457.2	0.63	0.94
4 1/2	4.50	114.3	24.00	609.6	0.73	1.09

Chain Width		Insert Length	
in	mm	in	mm
3.25	82.6	2.56	65.02
4.50	114.3	3.74	95.00

Available Materials

Prefix	Chain Material	Standard Pin Material	Temperature						Chain Strength		FDA Approval
			Fahrenheit			Celsius			lbs	N	
			min	max		min	max	wet			
Made-to-Order Materials											
HP	High Performance	Stainless Steel	-40	180	150	-40	82	66	425	1,890	Yes

Regulatory Information

The Food and Drug Administration (FDA) accepts certain materials for direct food contact. FDA approved material is compliant to FDA 21 CFR § 177. Rexnord, TableTop and HP are trademarks of Rexnord Corporation. All rights reserved.

Additional Notes

MTO (Made-to-Order) products are non-returnable. Minimum order quantity and additional setup charges may also apply. Stocked in 80 pitch, 10 ft (3.048 m) length strands. Thermoplastic pins are available on a made-to-order basis. Inserts may be spaced every pitch, every second pitch, etc. Chain strength is listed at room temperature. NR = Not Recommended. For additional material information, see material portfolio.

880 TAB BO


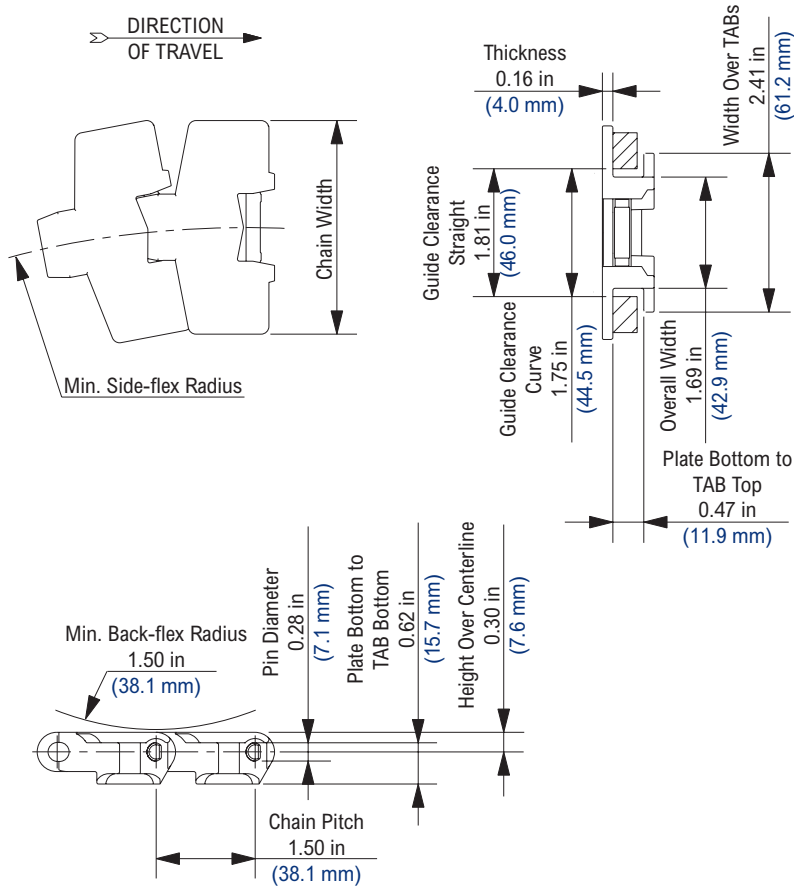


Photo shows 880 TAB BO TableTop® Chain molded in Low Friction (LF) material.



Chain Information

desc	Chain Width		Min. Side-flex Radius		Approximate Weight	
	in	mm	in	mm	lbs/ft	kg/m
3 1/4	3.25	82.6	7.87	199.9	0.64	0.95
4 1/2	4.50	114.3	7.87	199.9	0.74	1.10

Available Materials

Prefix	Chain Material	Standard Pin Material	Temperature						Chain Strength		FDA Approval
			Fahrenheit			Celsius			lbs	N	
			min	max	dry	wet	min	max			
Standard Materials											
HP™	High Performance	Stainless Steel	-40	180	150	-40	82	66	425	1,890	Yes
LF	Low Friction	Stainless Steel	-40	180	150	-40	82	66	425	1,890	Yes
Made-to-Order Materials											
AS	Anti-Static	Stainless Steel	0	180	NR	-18	82	NR	255	1,134	No
DUV	Plain Acetal Ultraviolet Resistant	Stainless Steel	0	180	150	-18	82	66	425	1,890	No
FR	Flame Retardant	Stainless Steel	0	180	140	-18	82	60	255	1,134	No
P	Chemical Resistant	Stainless Steel	0	180	140	-18	82	60	340	1,512	Yes
PS®	Platinum Series®	Stainless Steel	-40	180	150	-40	82	66	425	1,890	Yes

Regulatory Information

The Food and Drug Administration (FDA) accepts certain materials for direct food contact. FDA approved material is compliant to FDA 21 CFR § 177.

Rexnord, TableTop, Platinum Series, HP and PS are trademarks of Rexnord Corporation.

All rights reserved.

Additional Notes

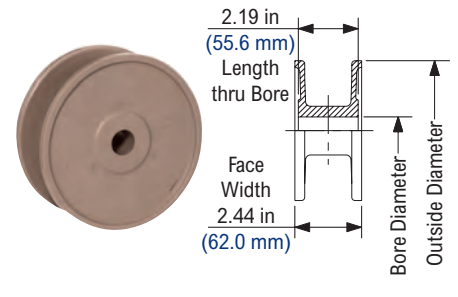
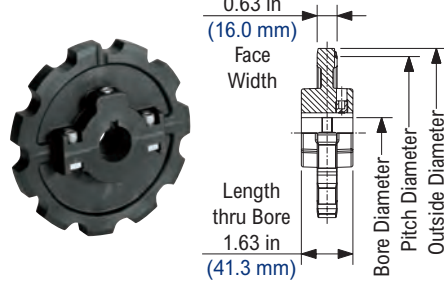
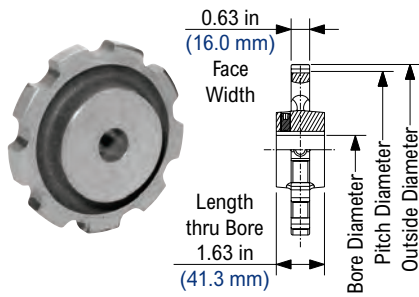
MTO (Made-to-Order) products are non-returnable. Minimum order quantity and additional setup charges may also apply.

Stocked in 80 pitch, 10 ft (3.048 m) length strands.

Thermoplastic pins are available on a made-to-order basis.

Chain strength is listed at room temperature. NR = Not Recommended.

For additional material information, see material portfolio.



880 Cast Iron Sprocket Information

Number Of Teeth	Pitch Diameter	Outside Diameter	Bore Diameter (Shaft-Ready)											Bore Diameter (Round)				Approximate Weight	
			Round		Square				Round		Round								
			in	mm	in	mm	in	mm	in	mm	in	mm	in	mm					
actual	effect	in	mm	in	mm	min	max	min	max	min	max	min	max	min	max	min	max	lbs	kg
9	9	4.386	111.40	4.33	110.0	3/4	1 3/8	20	35	-	-	-	-	3/4	2 1/4	20	55	2.87	1.30
10	10	4.854	123.29	4.82	122.4	3/4	1 1/4	20	30	-	-	-	-	3/4	1 3/4	20	40	3.09	1.40
11	11	5.324	135.23	5.31	134.9	3/4	1 3/8	20	35	-	-	-	-	3/4	2 1/4	20	55	3.31	1.50
12	12	5.796	147.22	5.80	147.3	3/4	1 3/8	20	35	-	-	-	-	3/4	2 1/4	20	55	3.53	1.60
15	15	7.215	183.26	7.26	184.4	3/4	1 3/8	20	35	-	-	-	-	3/4	2 1/4	20	55	4.19	1.90

Shaft-ready round bore sprockets are shipped with keyway and setscrew.

NS880 Thermoplastic Split Sprocket Information

Number Of Teeth	Pitch Diameter	Outside Diameter	Bore Diameter (Shaft-Ready)											Bore Diameter (Idler)				Approximate Weight	
			Round		Square				Round		Round								
			in	mm	in	mm	in	mm	in	mm	in	mm	in	mm					
actual	effect	in	mm	in	mm	min	max	min	max	min	max	min	max	min	max	min	max	lbs	kg
11	11	5.324	135.23	5.30	134.6	1	1 5/8	25	40	-	-	-	-	1	1 3/4	25	45	0.66	0.30
12	12	5.796	147.22	5.80	147.3	1	1 3/4	25	45	-	-	-	-	1	1 3/4	25	45	0.82	0.37

Imperial shaft-ready round bore sprockets are shipped with keyway and setscrew. Metric shaft-ready round bore sprockets are shipped with keyway and no setscrew. Idler bores are designed to spin freely on the shaft.

815/820 Idler Wheel Imperial Information

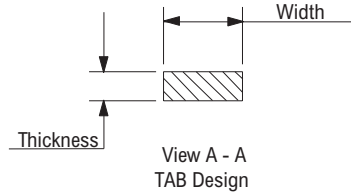
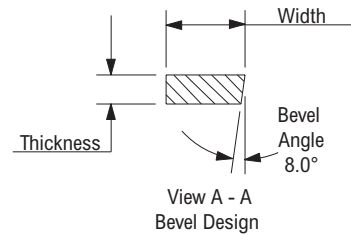
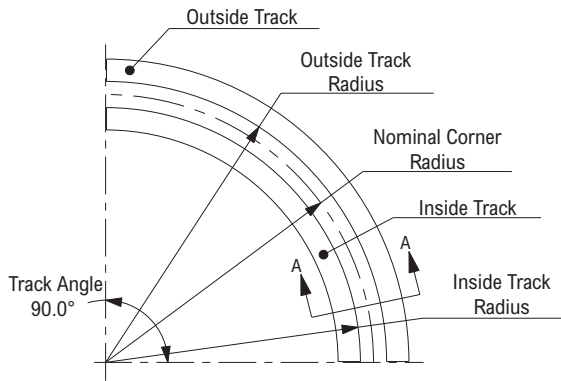
Equivalent Tooth Size	Outside Diameter		Imperial Bore Diameter (Idler)						Approximate Weight	
	in	mm	in						lbs	kg
21	5.11	129.8	7/8	1	1 3/16	1 1/4	1 1/2	0.49	0.22	
23	5.60	142.2	7/8	1	1 3/16	1 1/4	1 1/2	0.59	0.27	
25	6.09	154.7	7/8	1	1 3/16	1 1/4	1 1/2	0.66	0.30	
27	6.56	166.6	-	-	-	1 1/4	-	0.70	0.32	

Idler wheels are designed to spin freely on the shaft. 27 tooth idler wheel is available on a made-to-order basis and is subject to minimum order requirements.

815/820 Idler Wheel Metric Information

Equivalent Tooth Size	Outside Diameter		Metric Bore Diameter (Idler)				Approximate Weight	
	in	mm	mm				lbs	kg
21	5.11	129.8	25	30	35	40	0.49	0.22
23	5.60	142.2	25	30	35	40	0.59	0.27
25	6.09	154.7	25	30	35	40	0.66	0.30

Idler wheels are designed to spin freely on the shaft.

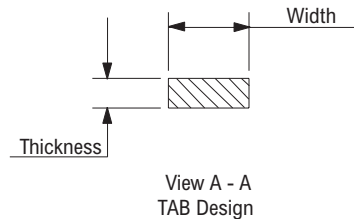
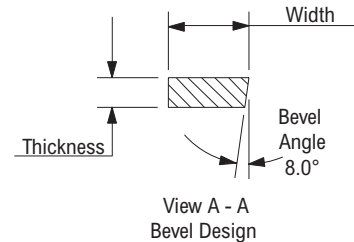
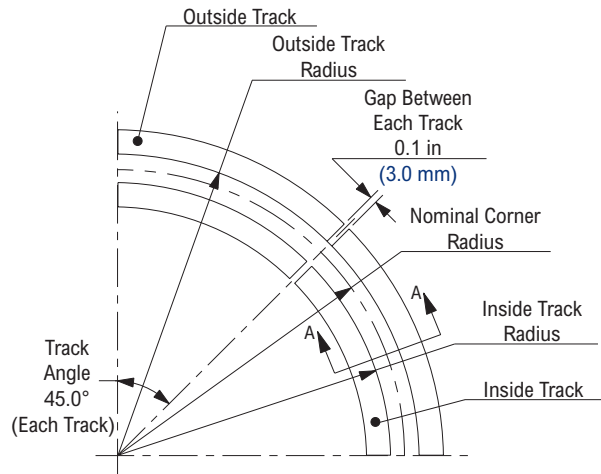


Corner Track (Two Piece)

Corner Track Kit	Part Number	Accommodates Top Plate Width		Nominal Corner Radius		Inside Track Radius		Outside Track Radius		Thickness		Width		Material	Color	Approximate Weight	
		in	mm	in	mm	in	mm	in	mm	in	mm	in	mm			lbs	kg
Bevel Design																	
N18B3	10178061	3 1/4	82.55	18.0	457	17.2	437	18.8	478	0.40	10.2	1.00	25.4	Nylatron®	Black	0.85	0.39
U18B3	10178903	3 1/4	82.55	18.0	457	17.2	437	18.8	478	0.40	10.2	1.00	25.4	UHMWPE	White	0.85	0.39
ULF18B3	10404289	3 1/4	82.55	18.0	457	17.2	437	18.8	478	0.40	10.2	1.00	25.4	ULF	Brown/Red	1.01	0.45
N24B3	10178063	All	All	24.0	610	23.2	589	24.8	630	0.40	10.2	1.00	25.4	Nylatron®	Black	1.14	0.52
U24B3	10178908	All	All	24.0	610	23.2	589	24.8	630	0.40	10.2	1.00	25.4	UHMWPE	White	1.14	0.52
ULF24B3	10404292	All	All	24.0	610	23.2	589	24.8	630	0.40	10.2	1.00	25.4	ULF	Brown/Red	1.34	0.60
TAB Design																	
N18R3	10178062	3 1/4	82.55	18.0	457	17.1	434	18.9	480	0.40	10.2	1.50	38.1	Nylatron®	Black	1.28	0.58
U18R3	10178904	3 1/4	82.55	18.0	457	17.1	434	18.9	480	0.40	10.2	1.50	38.1	UHMWPE	White	1.28	0.58
ULF18R3	10400636	3 1/4	82.55	18.0	457	17.1	434	18.9	480	0.40	10.2	1.50	38.1	ULF	Brown/Red	1.06	0.48
N24R3	10178064	All	All	24.0	610	23.1	587	24.9	632	0.40	10.2	1.50	38.1	Nylatron®	Black	1.71	0.78
U24R3	10178909	All	All	24.0	610	23.1	587	24.9	632	0.40	10.2	1.50	38.1	UHMWPE	White	1.71	0.78
ULF24R3	10400637	All	All	24.0	610	23.1	587	24.9	632	0.40	10.2	1.50	38.1	ULF	Brown/Red	1.41	0.64

Corner track kit supplied as one 90° inside and one 90° outside track, which can be used as either carry or return.

Nylatron® is a registered trademark of Quadrant Engineering Plastics Products.

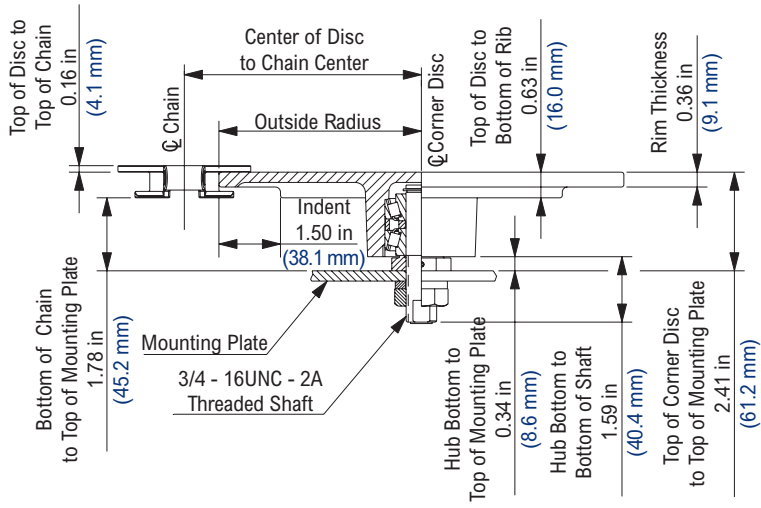


Corner Track (Four Piece)

Corner Track Kit	Part Number	Accommodates Top Plate Width		Nominal Corner Radius		Inside Track Radius		Outside Track Radius		Thickness		Width		Material	Color	Approximate Weight	
		in	mm	in	mm	in	mm	in	mm	in	mm	in	mm			lbs	kg
Bevel Design																	
N30B3	10178066	All	All	30.0	762	29.2	742	30.8	782	0.40	10.2	1.50	38.1	Nylatron®	Black	2.13	0.97
U30B3		All	All	30.0	762	29.2	742	30.8	782	0.40	10.2	1.50	38.1	UHMWPE	White	2.13	0.97
ULF30B3	10404295	All	All	30.0	762	29.2	742	30.8	782	0.40	10.2	1.50	38.1	ULF	Brown/Red	1.68	0.76
TAB Design																	
N30R3	10178067	All	All	30.0	762	29.2	742	30.8	782	0.40	10.2	1.50	38.1	Nylatron®	Black	2.13	0.97
U30R3	10178911	All	All	30.0	762	29.2	742	30.8	782	0.40	10.2	1.50	38.1	UHMWPE	White	2.13	0.97
ULF30R3	10400638	All	All	30.0	762	29.2	742	30.8	782	0.40	10.2	1.50	38.1	ULF	Brown/Red	1.76	0.80

Corner track kit supplied as two 45° inside and two 45° outside track, which can be used as either carry or return.

Nylatron® is a registered trademark of Quadrant Engineering Plastics Products.



Corner Disc (Flat Top)

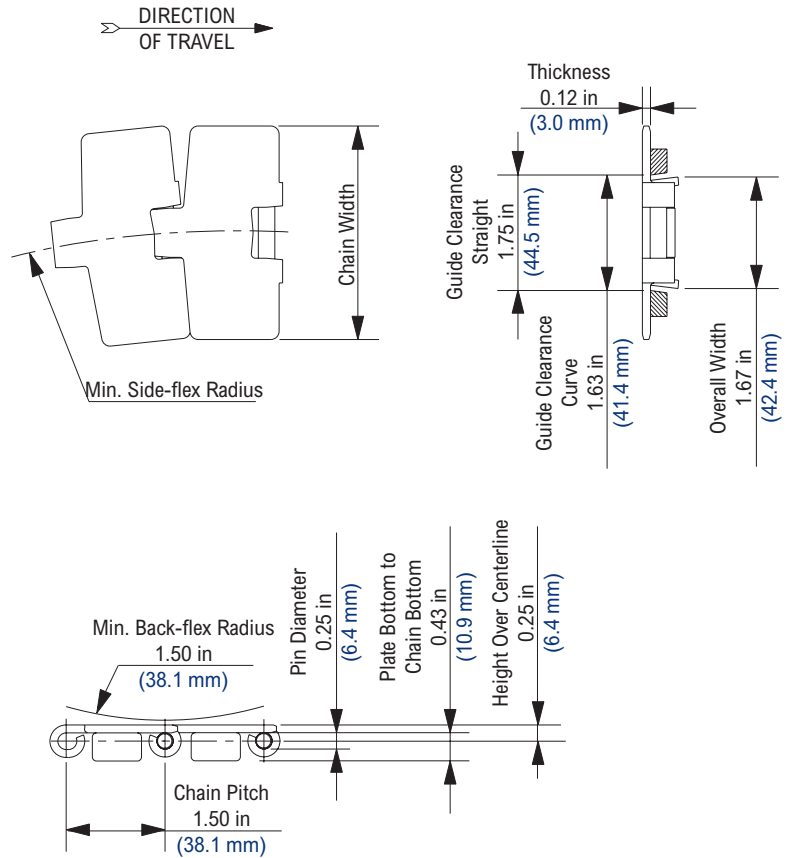
Corner Disc Number	Center of Disc to Chain Center		Outside Radius		Approximate Weight	
	in	mm	in	mm	lbs	kg
10131447	9.75	247.7	8.89	225.8	7.00	3.18

Corner Disc Material: Aluminum.

For 880 TAB BO chain only.



Photo shows 881 TableTop® Chain made from Carbon Steel (S) material.



Chain Information

Chain Width		Min. Side-flex Radius		Approximate Weight		
desc	in	mm	in	mm	lbs/ft	kg/m
3 1/4	3.25	82.6	18.00	457.2	2.00	2.98
4 1/2	4.50	114.3	24.00	609.6	2.50	3.73
7 1/2	7.50	190.5	24.00	609.6	3.70	5.51

Available Materials

Prefix	Chain Material	Standard Pin Material	Temperature						Chain Strength		FDA Approval
			Fahrenheit			Celsius					
			min	max	wet	min	max	wet	lbs	N	
Standard Materials											
S	Carbon Steel	Carbon Steel	-40	350	NR	-40	177	NR	625	2,780	No
SS	Stainless Steel	Stainless Steel	-100	800	212	-73	427	100	625	2,780	Yes

Regulatory Information

Based on the material chemistries, industry standards, and the documentation in the Federal Registry, it is the opinion of Rexnord that the Rexnord® TableTop® stainless steel chains can be considered GRAS for direct food contact. Rexnord and TableTop are trademarks of Rexnord Corporation. All rights reserved.

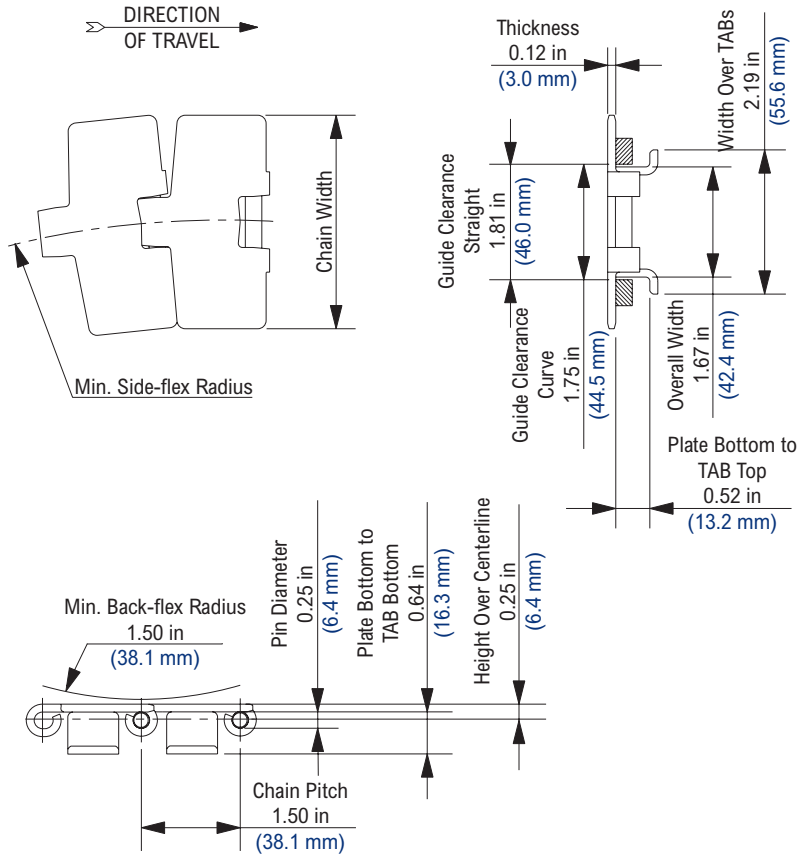
Additional Notes

Stocked in 80 pitch, 10 ft (3.048 m) length strands. Stainless steel is austenitic. Chain strength is listed at room temperature. NR = Not Recommended. For additional material information, see material portfolio.

881 TAB



Photo shows 881 TAB TableTop® Chain made from Stainless Steel (SS) material.



Chain Information

desc	Chain Width		Min. Side-flex Radius		Approximate Weight	
	in	mm	in	mm	lbs/ft	kg/m
3 1/4	3.25	82.6	18.00	457.2	2.00	2.98
4 1/2	4.50	114.3	24.00	609.6	2.50	3.73
7 1/2	7.50	190.5	24.00	609.6	3.70	5.51

Available Materials

Prefix	Chain Material	Standard Pin Material	Temperature						Chain Strength		FDA Approval
			Fahrenheit			Celsius					
			min	max		min	max		lbs	N	
Standard Materials											
S	Carbon Steel	Carbon Steel	-40	350	NR	-40	177	NR	625	2,780	No
SS	Stainless Steel	Stainless Steel	-100	800	212	-73	427	100	625	2,780	Yes

Regulatory Information

Based on the material chemistries, industry standards, and the documentation in the Federal Registry, it is the opinion of Rexnord that the Rexnord® TableTop® stainless steel chains can be considered GRAS for direct food contact.

Rexnord and TableTop are trademarks of Rexnord Corporation.

All rights reserved.

Additional Notes

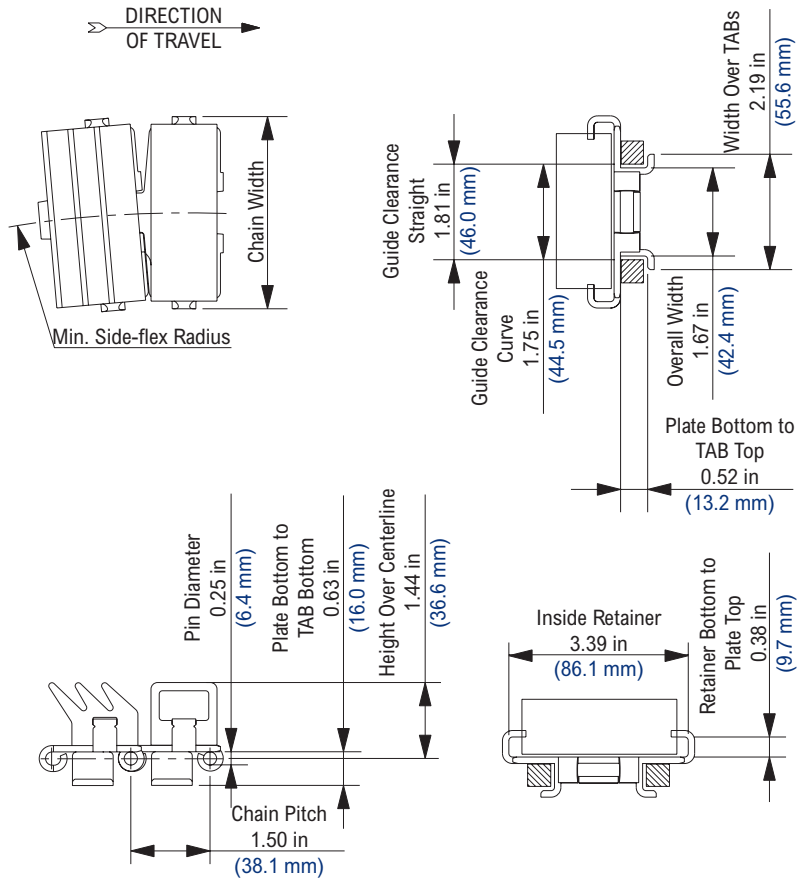
Stocked in 80 pitch, 10 ft (3.048 m) length strands.

Stainless steel is austenitic.

Chain strength is listed at room temperature. NR = Not Recommended.

For additional material information, see material portfolio.

881 TAB G



Chain Information

Chain Width			Min. Side-flex Radius		Approximate Weight	
desc	in	mm	in	mm	lbs/ft	kg/m
3 5/8	3.63	92.1	18.00	457.2	3.75	5.59

Available Materials

Prefix	Chain Material	Standard Pin Material	Temperature						Chain Strength		FDA Approval
			Fahrenheit			Celsius			lbs	N	
			min	max dry	max wet	min	max dry	max wet			
Standard Materials											
SS	Stainless Steel	Stainless Steel	-100	800	212	-73	427	100	625	2,780	Yes

Regulatory Information

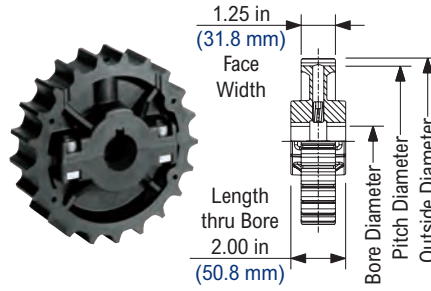
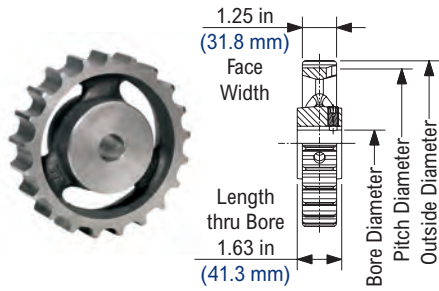
Based on the material chemistries, industry standards, and the documentation in the Federal Registry, it is the opinion of Rexnord that the Rexnord® TableTop® stainless steel chains can be considered GRAS for direct food contact. Rexnord and TableTop are trademarks of Rexnord Corporation. All rights reserved.

Additional Notes

Stocked in 80 pitch, 10 ft (3.048 m) length strands. Stainless steel is austenitic. Can be assembled with "J" or "D" style gripper attachments. Chain strength is listed at room temperature. NR = Not Recommended. For additional material information, see material portfolio.

881 Cast Iron Sprocket

NS881 Thermoplastic Split Sprocket



881 Cast Iron Sprocket Information

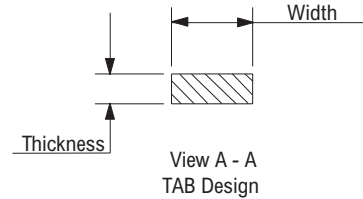
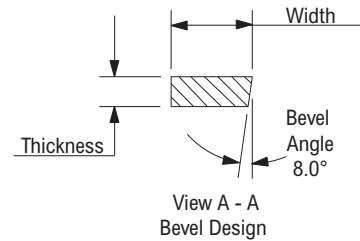
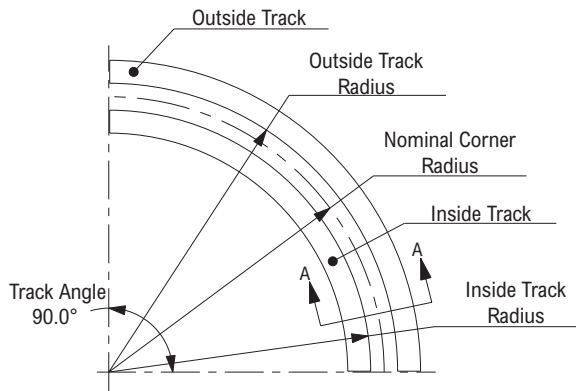
Number Of Teeth		Pitch Diameter		Outside Diameter		Bore Diameter (Shaft-Ready)								Bore Diameter (Round)				Approximate Weight	
						Round				Square				in		mm			
						in		mm		in		mm		in		mm			
actual	effect	in	mm	in	mm	min	max	min	max	min	max	min	max	min	max	min	max	lbs	kg
21	10 1/2	5.089	129.26	5.12	130.0	1	1 3/4	20	45	-	-	-	-	1	1 3/4	25	45	4.20	1.91
23	11 1/2	5.560	141.22	5.59	142.0	1	1 3/4	20	45	-	-	-	-	1	1 3/4	25	45	4.60	2.09
25	12 1/2	6.032	153.21	6.07	154.2	1	1 3/4	20	45	-	-	-	-	1	1 3/4	20	45	5.00	2.27
27	13 1/2	6.504	165.20	6.56	166.6	1	1 3/4	20	45	-	-	-	-	1	1 3/4	20	45	6.50	2.95

Shaft-ready round bore sprockets are shipped with keyway and setscrew.

NS881 Thermoplastic Split Sprocket Information

Number Of Teeth		Pitch Diameter		Outside Diameter		Bore Diameter (Shaft-Ready)								Bore Diameter (Idler)				Approximate Weight	
						Round				Square				in		mm			
						in		mm		in		mm		in		mm			
actual	effect	in	mm	in	mm	min	max	min	max	min	max	min	max	min	max	min	max	lbs	kg
21	10 1/2	5.089	129.26	5.12	130.0	1	1 5/8	25	40	-	-	-	-	1	1 5/8	25	40	0.86	0.39
23	11 1/2	5.560	141.22	5.59	142.0	1	1 5/8	25	40	-	-	-	-	1	1 5/8	25	40	0.97	0.44
25	12 1/2	6.032	153.21	6.07	154.2	1	2	25	50	-	-	-	-	1	2	25	50	1.15	0.52
27	13 1/2	6.504	165.20	6.56	166.6	1	1 5/8	25	40	-	-	-	-	1	1 5/8	25	40	1.32	0.60

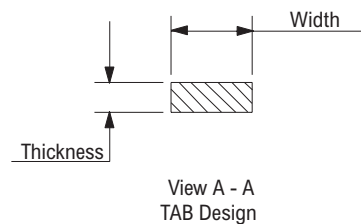
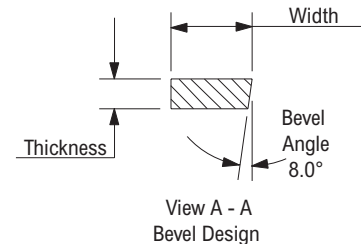
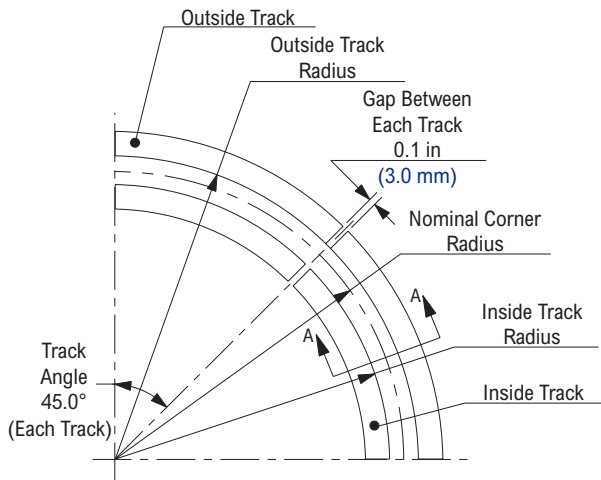
Imperial shaft-ready round bore sprockets are shipped with keyway and setscrew. Metric shaft-ready round bore sprockets are shipped with keyway and no setscrew. Idler bores are designed to spin freely on the shaft.



Corner Track (Two Piece)

Corner Track Kit	Part Number	Accommodates Top Plate Width		Nominal Corner Radius		Inside Track Radius		Outside Track Radius		Thickness		Width		Material	Color	Approximate Weight	
		in	mm	in	mm	in	mm	in	mm	in	mm	in	mm			lbs	kg
Bevel Design																	
N18B3	10178061	3 1/4	82.55	18.0	457	17.2	437	18.8	478	0.40	10.2	1.00	25.4	Nylatron®	Black	0.85	0.39
U18B3	10178903	3 1/4	82.55	18.0	457	17.2	437	18.8	478	0.40	10.2	1.00	25.4	UHMWPE	White	0.85	0.39
ULF18B3	10404289	3 1/4	82.55	18.0	457	17.2	437	18.8	478	0.40	10.2	1.00	25.4	ULF	Brown/Red	1.01	0.45
N24B3	10178063	All	All	24.0	610	23.2	589	24.8	630	0.40	10.2	1.00	25.4	Nylatron®	Black	1.14	0.52
U24B3	10178908	All	All	24.0	610	23.2	589	24.8	630	0.40	10.2	1.00	25.4	UHMWPE	White	1.14	0.52
ULF24B3	10404292	All	All	24.0	610	23.2	589	24.8	630	0.40	10.2	1.00	25.4	ULF	Brown/Red	1.34	0.60
TAB Design																	
N18R3	10178062	3 1/4	82.55	18.0	457	17.1	434	18.9	480	0.40	10.2	1.50	38.1	Nylatron®	Black	1.28	0.58
U18R3	10178904	3 1/4	82.55	18.0	457	17.1	434	18.9	480	0.40	10.2	1.50	38.1	UHMWPE	White	1.28	0.58
ULF18R3	10400636	3 1/4	82.55	18.0	457	17.1	434	18.9	480	0.40	10.2	1.50	38.1	ULF	Brown/Red	1.06	0.48
N24R3	10178064	All	All	24.0	610	23.1	587	24.9	632	0.40	10.2	1.50	38.1	Nylatron®	Black	1.71	0.78
U24R3	10178909	All	All	24.0	610	23.1	587	24.9	632	0.40	10.2	1.50	38.1	UHMWPE	White	1.71	0.78
ULF24R3	10400637	All	All	24.0	610	23.1	587	24.9	632	0.40	10.2	1.50	38.1	ULF	Brown/Red	1.41	0.64

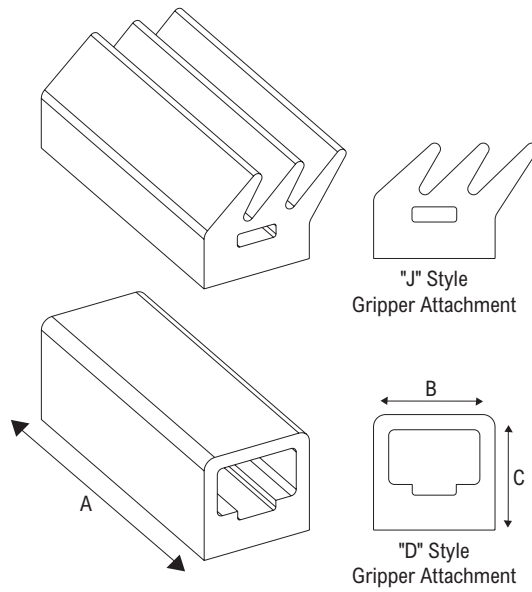
Corner track kit supplied as one 90° inside and one 90° outside track, which can be used as either carry or return. Nylatron® is a registered trademark of Quadrant Engineering Plastics Products.



Corner Track (Four Piece)

Corner Track Kit	Part Number	Accommodates Top Plate Width		Nominal Corner Radius		Inside Track Radius		Outside Track Radius		Thickness		Width		Material	Color	Approximate Weight	
		in	mm	in	mm	in	mm	in	mm	in	mm	in	mm			lbs	kg
Bevel Design																	
N30B3	10178066	All	All	30.0	762	29.2	742	30.8	782	0.40	10.2	1.50	38.1	Nylatron®	Black	2.13	0.97
U30B3		All	All	30.0	762	29.2	742	30.8	782	0.40	10.2	1.50	38.1	UHMWPE	White	2.13	0.97
ULF30B3	10404295	All	All	30.0	762	29.2	742	30.8	782	0.40	10.2	1.50	38.1	ULF	Brown/Red	1.68	0.76
TAB Design																	
N30R3	10178067	All	All	30.0	762	29.2	742	30.8	782	0.40	10.2	1.50	38.1	Nylatron®	Black	2.13	0.97
U30R3	10178911	All	All	30.0	762	29.2	742	30.8	782	0.40	10.2	1.50	38.1	UHMWPE	White	2.13	0.97
ULF30R3	10400638	All	All	30.0	762	29.2	742	30.8	782	0.40	10.2	1.50	38.1	ULF	Brown/Red	1.76	0.80

Corner track kit supplied as two 45° inside and two 45° outside track, which can be used as either carry or return. Nylatron® is a registered trademark of Quadrant Engineering Plastics Products.



Gripper Attachments

Part Number	Style	Material	Color	Hardness (Shore A)	"A" Dimension		"B" Dimension		"C" Dimension	
					in	mm	in	mm	in	mm
Standard Grippers										
10075338	D	Neoprene	Black	40	3.35	85.1	1.25	31.8	1.19	30.2
10075339	D	Neoprene	White	40	3.35	85.1	1.25	31.8	1.19	30.2
10075340	D	Neoprene	Black	60	3.35	85.1	1.25	31.8	1.19	30.2
10075341	D	EPDM	White	50	3.35	85.1	1.25	31.8	1.19	30.2
10075343	D	EPDM	Black	50	3.35	85.1	1.25	31.8	1.19	30.2
10075608	J	Neoprene	Black	40	3.35	85.1	1.25	31.8	1.19	30.2
10075609	J	Neoprene	White	50	3.35	85.1	1.25	31.8	1.19	30.2
10075610	J	EPDM	White	80	3.35	85.1	1.25	31.8	1.19	30.2
10075611	J	EPDM	White	50	3.35	85.1	1.25	31.8	1.19	30.2
10074926	FJ	Neoprene	Black	40	3.68	93.5	1.69	42.9	1.58	40.1


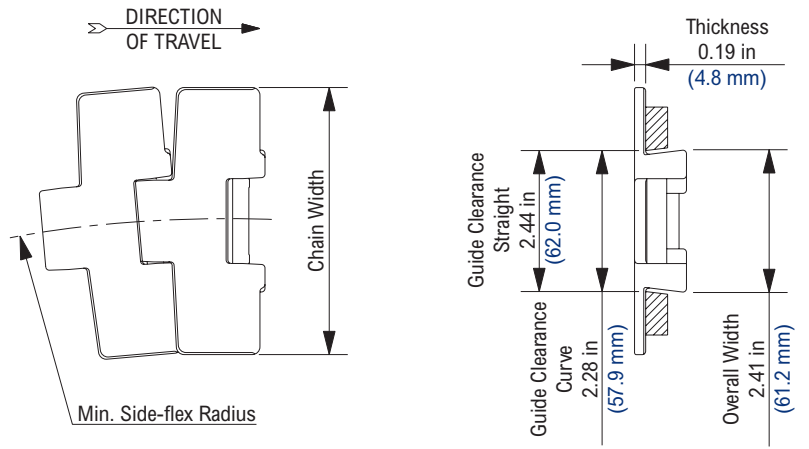
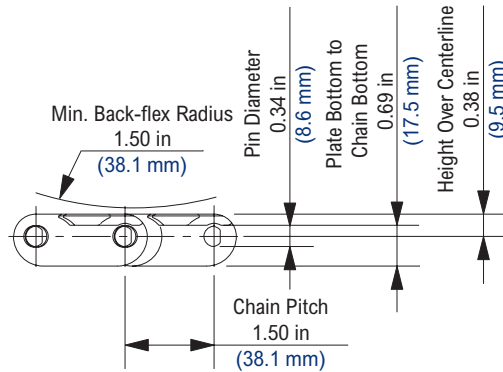


Photo shows 882 TableTop® Chain molded in Low Friction (LF) material.



Chain Information

Chain Width desc	Chain Width		Min. Side-flex Radius		Approximate Weight	
	in	mm	in	mm	lbs/ft	kg/m
4 1/2	4.50	114.3	24.00	609.6	1.30	1.94
7 1/2	7.50	190.5	24.00	609.6	1.60	2.38
10	10.00	254.0	24.00	609.6	1.90	2.83



Available Materials

Prefix	Chain Material	Standard Pin Material	Temperature						Chain Strength		FDA Approval
			Fahrenheit			Celsius			lbs	N	
			min	max dry	max wet	min	max dry	max wet			
Standard Materials											
HP™	High Performance	Stainless Steel	-40	180	150	-40	82	66	625	2,780	Yes
LF	Low Friction	Stainless Steel	-40	180	150	-40	82	66	625	2,780	Yes
MLF	Medium Duty Low Friction	Stainless Steel	-40	180	150	-40	82	66	625	2,780	No
Made-to-Order Materials											
AS	Anti-Static	Stainless Steel	0	180	NR	-18	82	NR	375	1,668	No
BWR	Black Wear Resistant	Stainless Steel	-40	180	NR	-40	82	NR	750	3,336	No
D	Plain Acetal	Stainless Steel	-40	180	150	-40	82	66	625	2,780	No
P	Chemical Resistant	Stainless Steel	0	180	140	-18	82	60	500	2,224	Yes
PS®	Platinum Series®	Stainless Steel	-40	180	150	-40	82	66	625	2,780	Yes
WX	Green Abrasion Resistant Polyamide	Stainless Steel	-40	220	NR	-40	104	NR	625	2,780	No

Regulatory Information

The Food and Drug Administration (FDA) accepts certain materials for direct food contact. FDA approved material is compliant to FDA 21 CFR § 177.

Rexnord, TableTop, Platinum Series, HP and PS are trademarks of Rexnord Corporation.

All rights reserved.

Additional Notes

MTO (Made-to-Order) products are non-returnable. Minimum order quantity and additional setup charges may also apply.

Stocked in 80 pitch, 10 ft (3.048 m) length strands.

Thermoplastic pins are available on a made-to-order basis.

MLF is standard in 4.5 in (144.3 mm) and 7.5 in (190.5 mm) widths only.

Chain strength is listed at room temperature. NR = Not Recommended.

For additional material information, see material portfolio.

882 TAB


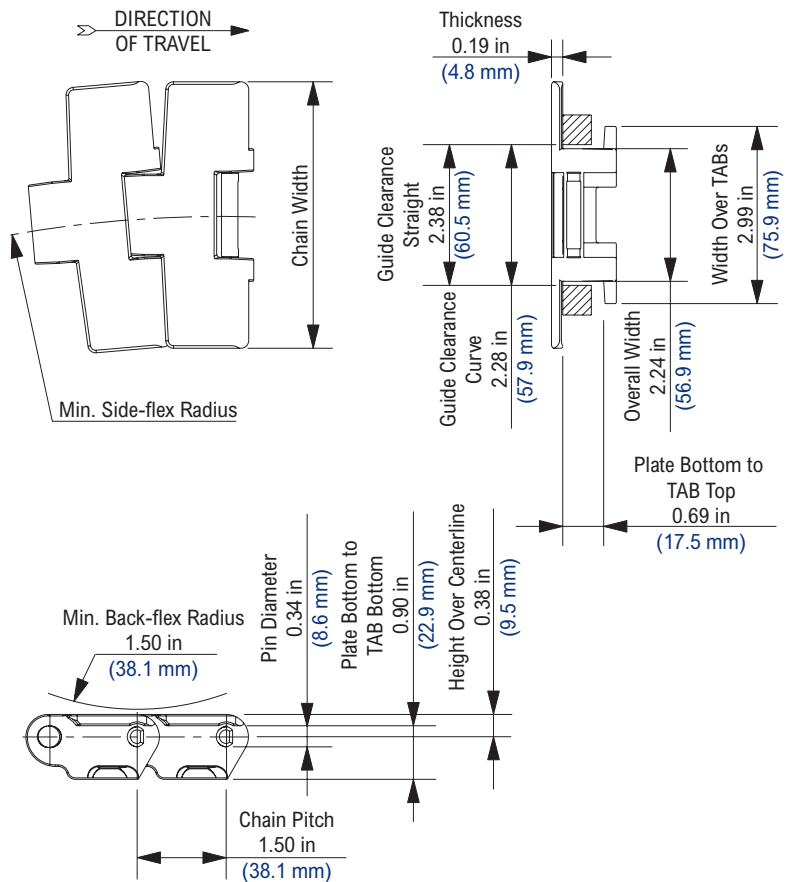


Photo shows 882 TAB TableTop® Chain molded in Low Friction (LF) material.



Chain Information

desc	Chain Width		Min. Side-flex Radius	Approximate Weight	lbs/ft	kg/m
	in	mm				
3 1/4	3.25	82.6	24.00	609.6	1.25	1.86
4 1/2	4.50	114.3	24.00	609.6	1.33	1.98
6	6.00	152.4	24.00	609.6	1.48	2.20
7 1/2	7.50	190.5	24.00	609.6	1.63	2.43
10	10.00	254.0	24.00	609.6	1.90	2.83
12	12.00	304.8	24.00	609.6	2.13	3.17

Available Materials

Prefix	Chain Material	Standard Pin Material	Temperature						Chain Strength		FDA Approval
			Fahrenheit			Celsius			lbs	N	
			min	max	dry	wet	min	max			
Standard Materials											
HP™	High Performance	Stainless Steel	-40	180	150	-40	82	66	625	2,780	Yes
LF	Low Friction	Stainless Steel	-40	180	150	-40	82	66	625	2,780	Yes
MLF	Medium Duty Low Friction	Stainless Steel	-40	180	150	-40	82	66	625	2,780	No
PSX®	Platinum Series X®	Stainless Steel	-40	180	150	-40	82	66	625	2,780	Yes
Made-to-Order Materials											
AS	Anti-Static	Stainless Steel	0	180	NR	-18	82	NR	375	1,668	No
BSM	Black Cut Resistant	Stainless Steel	-40	180	150	-40	82	66	625	2,780	Yes
BWR	Black Wear Resistant	Stainless Steel	-40	180	NR	-40	82	NR	750	3,336	No
CR	Extreme Chemical Resistant	Stainless Steel	40	240	212	4	116	100	500	2,224	Yes
D	Plain Acetal	Stainless Steel	-40	180	150	-40	82	66	625	2,780	No
DUV	Plain Acetal Ultraviolet Resistant	Stainless Steel	0	180	150	-18	82	66	625	2,780	No
FR	Flame Retardant	Stainless Steel	0	180	140	-18	82	60	375	1,668	No
HS	Heat Stabilized	Stainless Steel	-40	220	212	-40	104	100	625	2,780	No
MR	Melt Resistant	Stainless Steel	-80	220	NR	-62	104	NR	625	2,780	No
P	Chemical Resistant	Stainless Steel	0	180	140	-18	82	60	500	2,224	Yes
PS®	Platinum Series®	Stainless Steel	-40	180	150	-40	82	66	625	2,780	Yes
WD	White Plain Acetal	Stainless Steel	-40	180	150	-40	82	66	625	2,780	Yes
WHP	White High Performance	Stainless Steel	-40	180	150	-40	82	66	625	2,780	Yes
WLF	White Low Friction	Stainless Steel	-40	180	150	-40	82	66	625	2,780	Yes
WX	Green Abrasion Resistant Polyamide	Stainless Steel	-40	220	NR	-40	104	NR	625	2,780	No

Regulatory Information

The Food and Drug Administration (FDA) accepts certain materials for direct food contact. FDA approved material is compliant to FDA 21 CFR § 177.

Rexnord, TableTop, Platinum Series, Platinum Series X, HP, PS and PSX are trademarks of Rexnord Corporation.

All rights reserved.

Additional Notes

MTO (Made-to-Order) products are non-returnable. Minimum order quantity and additional setup charges may also apply.

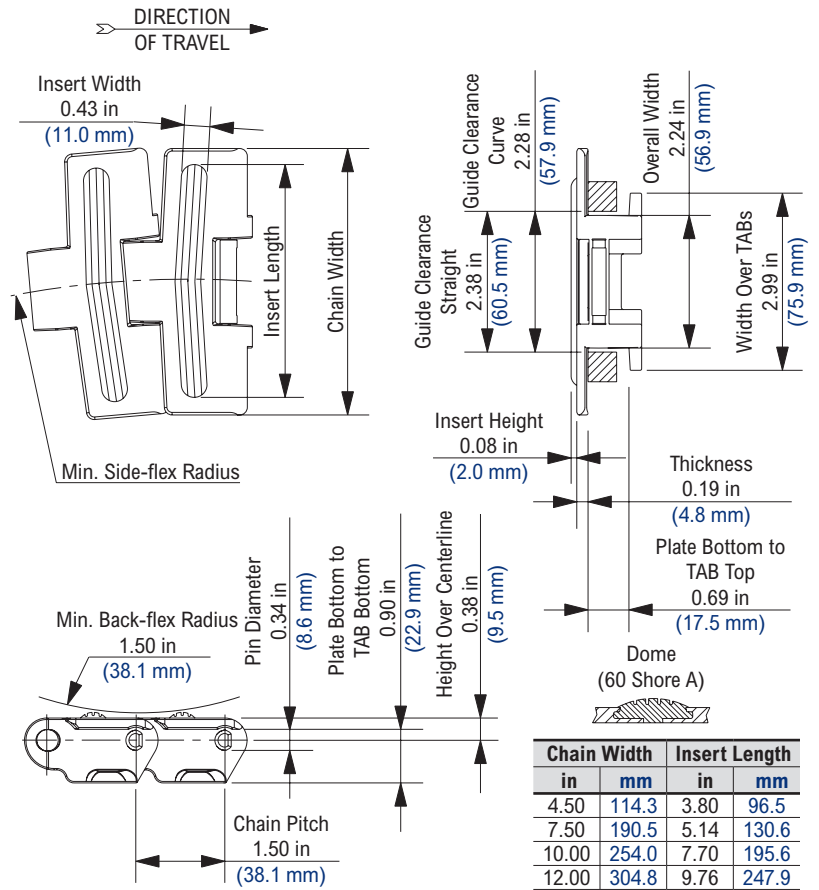

Stocked in 80 pitch, 10 ft (3.048 m) length strands.

Thermoplastic pins are available on a made-to-order basis.

Chain strength is listed at room temperature. NR = Not Recommended.

For additional material information, see material portfolio.

882 TAB SuperGrip™



Chain Information

desc	Chain Width		Min. Side-flex Radius		Approximate Weight	
	in	mm	in	mm	lbs/ft	kg/m
4 1/2	4.50	114.3	24.00	609.6	1.35	2.01
7 1/2	7.50	190.5	24.00	609.6	1.64	2.44
10	10.00	254.0	24.00	609.6	1.94	2.89
12	12.00	304.8	24.00	609.6	2.30	3.43

Available Materials

Prefix	Chain Material	Standard Pin Material	Temperature						Chain Strength		FDA Approval
			Fahrenheit			Celsius			lbs	N	
			min	max	wet	min	max	wet			
Standard Materials											
HP	High Performance	Stainless Steel	-40	180	150	-40	82	66	625	2,780	Yes

Regulatory Information

The Food and Drug Administration (FDA) accepts certain materials for direct food contact. FDA approved material is compliant to FDA 21 CFR § 177. Rexnord, TableTop and HP are trademarks of Rexnord Corporation. All rights reserved.

Additional Notes

Stocked in 80 pitch, 10 ft (3.048 m) length strands. Thermoplastic pins are available on a made-to-order basis. Inserts may be spaced at every pitch, every second pitch, etc. Chain strength is listed at room temperature. NR = Not Recommended. For additional material information, see material portfolio.

R 882 TAB


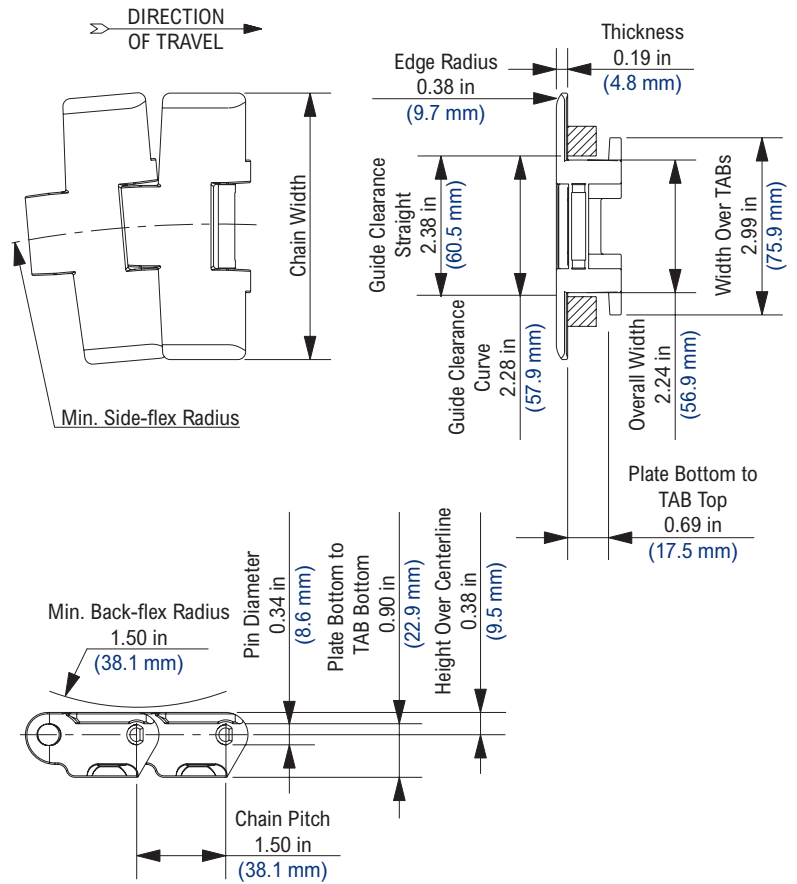


Photo shows R 882 TAB TableTop® Chain with Radius-Edge molded in High Performance (HP™) material.



Chain Information

desc	Chain Width		Min. Side-flex Radius		Approximate Weight	
	in	mm	in	mm	lbs/ft	kg/m
3 1/4	3.25	82.6	24.00	609.6	1.25	1.86
4 1/2	4.50	114.3	24.00	609.6	1.33	1.98
7 1/2	7.50	190.5	24.00	609.6	1.63	2.43
10	10.00	254.0	24.00	609.6	1.90	2.83
12	12.00	304.8	24.00	609.6	2.13	3.17

Available Materials

Prefix	Chain Material	Standard Pin Material	Temperature						Chain Strength		FDA Approval
			Fahrenheit			Celsius					
			min	max dry	max wet	min	max dry	max wet	lbs	N	
Standard Materials											
HP™	High Performance	Stainless Steel	-40	180	150	-40	82	66	625	2,780	Yes
Made-to-Order Materials											
LF	Low Friction	Stainless Steel	-40	180	150	-40	82	66	625	2,780	Yes
PS®	Platinum Series®	Stainless Steel	-40	180	150	-40	82	66	625	2,780	Yes

Regulatory Information

The Food and Drug Administration (FDA) accepts certain materials for direct food contact. FDA approved material is compliant to FDA 21 CFR § 177.

Rexnord, TableTop, Platinum Series, HP and PS are trademarks of Rexnord Corporation.

All rights reserved.

Additional Notes

MTO (Made-to-Order) products are non-returnable. Minimum order quantity and additional setup charges may also apply.


Stocked in 80 pitch, 10 ft (3.048 m) length strands.

Thermoplastic pins are available on a made-to-order basis.

Chain strength is listed at room temperature. NR = Not Recommended.

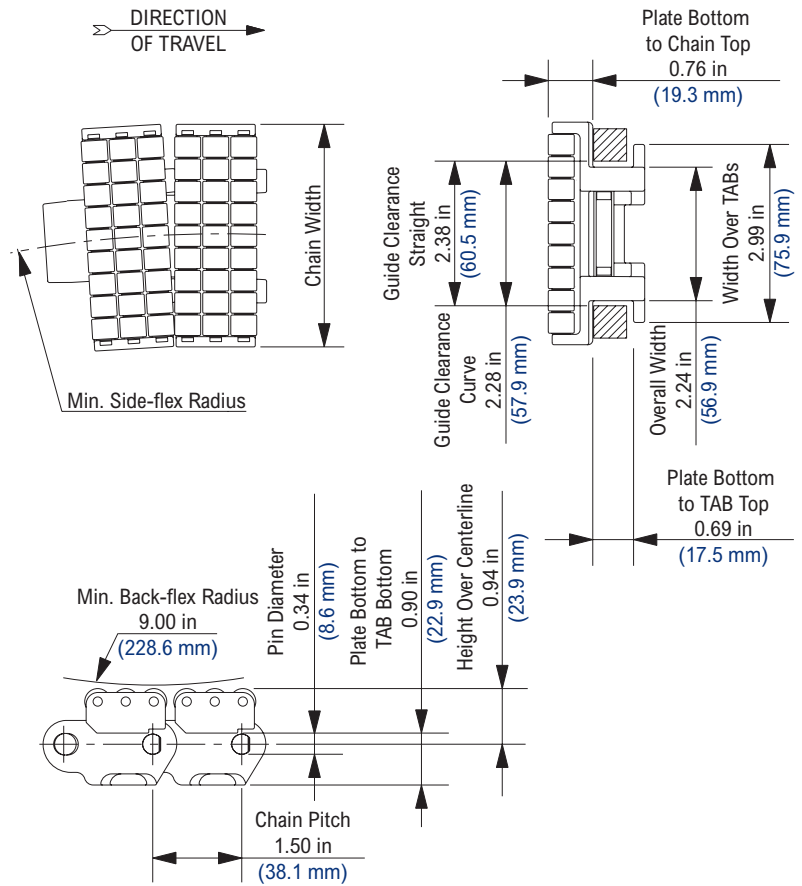
For additional material information, see material portfolio.

882 TAB LBP



Chain Information

desc	Chain Width		Min. Side-flex Radius		Approximate Weight	
	in	mm	in	mm	lbs/ft	kg/m
3 3/4	3.75	95.3	26.25	666.8	2.50	3.73
7 1/2	7.50	190.5	24.00	609.6	3.80	5.66



Available Materials

Prefix	Chain Material	Standard Pin Material	Temperature						Chain Strength		FDA Approval
			Fahrenheit			Celsius			lbs	N	
			min	max dry	max wet	min	max dry	max wet			
Standard Materials											
HP™	High Performance	Stainless Steel	-40	180	150	-40	82	66	625	2,780	Yes
LF	Low Friction	Stainless Steel	-40	180	150	-40	82	66	625	2,780	Yes
Made-to-Order Materials											
P	Chemical Resistant	Stainless Steel	0	180	140	-18	82	60	500	2,224	Yes
PS®	Platinum Series®	Stainless Steel	-40	180	150	-40	82	66	625	2,780	Yes
WLF	White Low Friction	Stainless Steel	-40	180	150	-40	82	66	625	2,780	Yes

Regulatory Information

The Food and Drug Administration (FDA) accepts certain materials for direct food contact. FDA approved material is compliant to FDA 21 CFR § 177.

Rexnord, TableTop, Platinum Series, HP and PS are trademarks of Rexnord Corporation.

All rights reserved.

U.S. Patents: 4629063, 4809846, D332213, 5219065, 4436200

Additional Notes

MTO (Made-to-Order) products are non-returnable. Minimum order quantity and additional setup charges may also apply.

Stocked in 80 pitch, 10 ft (3.048 m) length strands.

LBP882TK750 is only available in HP™ material.

Typical coefficient of friction between chain and product = 0.07.

Chain strength is listed at room temperature. NR = Not Recommended.

For additional material information, see material portfolio.

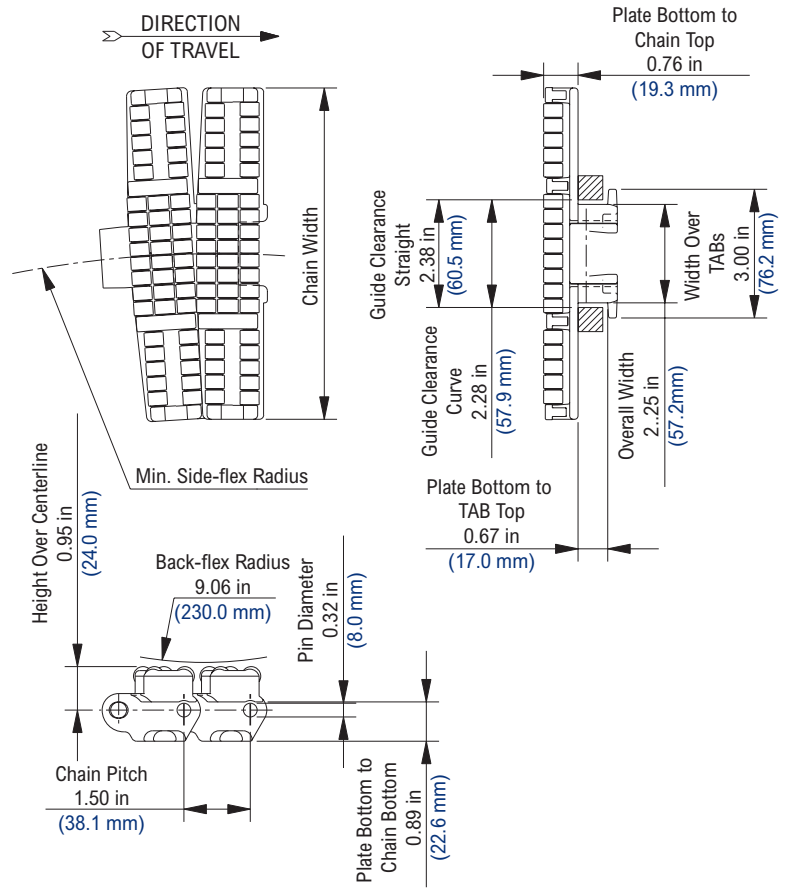
HDF LBP



Photo shows MCC® HDF750LBP TableTop® Chain molded in Internally Lubricated Polyacetal (XLA) material.

Chain Information

desc	Chain Width		Min. Side-flex Radius		Approximate Weight	
	in	mm	in	mm	lbs/ft	kg/m
3 3/4	3.75	95.3	26.25	666.8	2.25	3.35
7 1/2	7.50	190.5	24.00	609.6	3.03	4.51
10	10.00	254.0	24.00	609.6	3.84	5.72
12	12.00	304.8	26.77	680.0	4.29	6.39



Available Materials

Prefix	Chain Material	Standard Pin Material	Temperature						Chain Strength		FDA Approval
			Fahrenheit			Celsius			lbs	N	
			min	max dry	max wet	min	max dry	max wet			
Standard Materials											
XLA	Internally Lubricated Polyacetal	Stainless Steel	-40	180	150	-40	82	66	625	2,780	Yes

Regulatory Information

The Food and Drug Administration (FDA) accepts certain materials for direct food contact. FDA approved material is compliant to FDA 21 CFR § 177. Rexnord, MCC, and TableTop are trademarks of Rexnord Corporation. All rights reserved.

Additional Notes

Stocked in 40 pitch, 5 ft (1.524 m) length strands.
 Typical coefficient of friction between chain and product = 0.07.
 Chain strength is listed at room temperature. NR = Not Recommended.
 For additional material information, see material portfolio.

882 TAB G


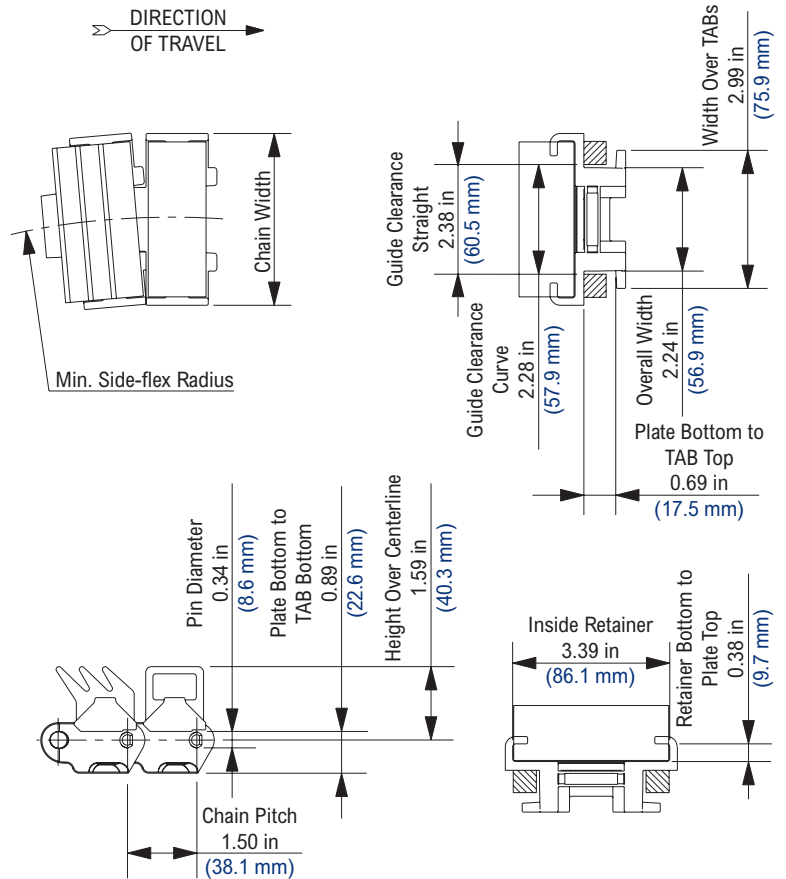


Photo shows 882 TAB G TableTop® Chain molded in Low Friction (LF) material.

Chain Information

Chain Width			Min. Side-flex Radius		Approximate Weight	
desc	in	mm	in	mm	lbs/ft	kg/m
3 3/4	3.75	95.3	24.00	609.6	1.30	1.94



Available Materials

Prefix	Chain Material	Standard Pin Material	Temperature						Chain Strength		FDA Approval
			Fahrenheit			Celsius			lbs	N	
			min	max dry	max wet	min	max dry	max wet			
Standard Materials											
LF	Low Friction	Stainless Steel	-40	180	150	-40	82	66	625	2,780	Yes
Made-to-Order Materials											
HP™	High Performance	Stainless Steel	-40	180	150	-40	82	66	625	2,780	Yes
PS®	Platinum Series®	Stainless Steel	-40	180	150	-40	82	66	625	2,780	Yes
WX	Green Abrasion Resistant Polyamide	Stainless Steel	-40	220	NR	-40	104	NR	625	2,780	No

Regulatory Information

The Food and Drug Administration (FDA) accepts certain materials for direct food contact. FDA approved material is compliant to FDA 21 CFR § 177

Rexnord, TableTop, Platinum Series, HP and PS are trademarks of Rexnord Corporation.

All rights reserved.

U.S. Patents: 4629063, 4809846, D332213, 5219065, 4436200

Additional Notes

MTO (Made-to-Order) products are non-returnable. Minimum order quantity and additional setup charges may also apply.

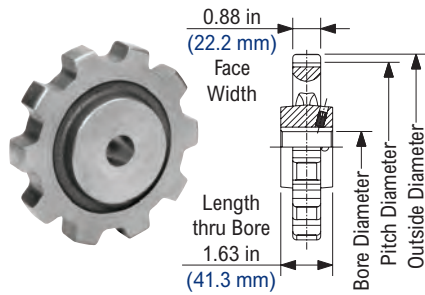
Stocked in 80 pitch, 10 ft (3.048 m) length strands.

Can be assembled with "J" or "D" style gripper attachments; see accessories section for more information.

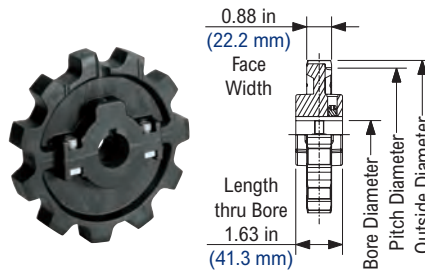
Chain strength is listed at room temperature. NR = Not Recommended.

For additional material information, see material portfolio.

882 Cast Iron Sprocket



NS882 Thermoplastic Split Sprocket



882 Cast Iron Sprocket Information

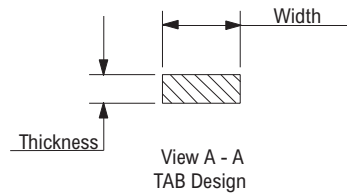
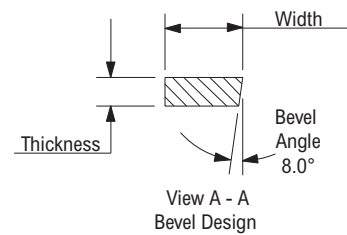
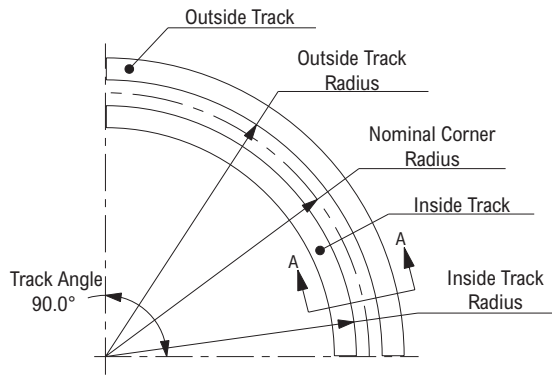
Number Of Teeth		Pitch Diameter		Outside Diameter		Bore Diameter (Shaft-Ready)								Bore Diameter (Round)				Approximate Weight			
						Round				Square				in		mm					
						in	mm	min	max	min	max	min	max	min	max	min	max			min	max
actual	effect	in	mm	in	mm	min	max	min	max	min	max	min	max	min	max	min	max	min	max	lbs	kg
9	9	4.386	111.40	4.43	112.5	3/4	1 3/8	20	35	-	-	-	-	3/4	2 1/4	20	55	3.75	1.70		
10	10	4.854	123.29	4.92	125.0	3/4	1 3/8	20	35	-	-	-	-	3/4	2 1/4	20	55	4.19	1.90		
11	11	5.325	135.26	5.41	137.4	3/4	1 1/2	20	40	-	-	-	-	3/4	2 1/4	20	55	4.41	2.00		
12	12	5.796	147.22	5.90	149.9	3/4	1 3/8	20	35	-	-	-	-	3/4	2 1/4	20	55	4.63	2.10		
15	15	7.215	183.26	7.36	186.9	3/4	1 3/4	20	45	-	-	-	-	3/4	2 3/4	20	65	6.24	2.83		

Shaft-ready round bore sprockets are shipped with keyway and setscrew.

NS882 Thermoplastic Split Sprocket Information

Number Of Teeth		Pitch Diameter		Outside Diameter		Bore Diameter (Shaft-Ready)								Bore Diameter (Idler)				Approximate Weight			
						Round				Square				in		mm					
						in	mm	min	max	min	max	min	max	min	max	min	max			min	max
actual	effect	in	mm	in	mm	min	max	min	max	min	max	min	max	min	max	min	max	min	max	lbs	kg
11	11	5.325	135.26	5.41	137.4	1	1 3/4	25	45	-	-	-	-	1	1 3/4	25	45	0.66	0.30		
12	12	5.796	147.22	5.90	149.9	1	1 3/4	25	45	-	-	-	-	1	1 3/4	25	45	0.82	0.37		

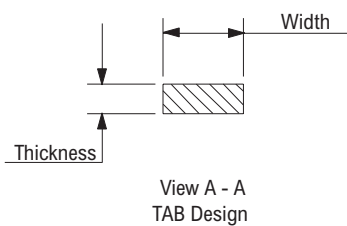
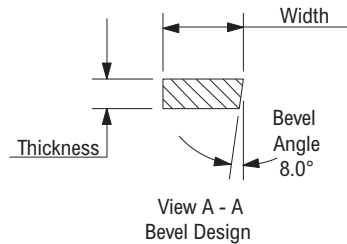
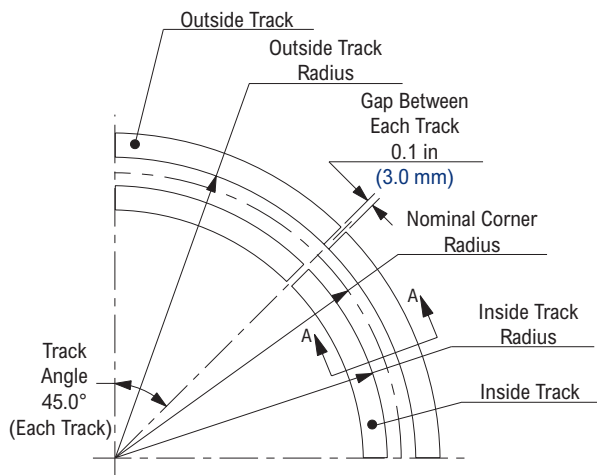
Imperial shaft-ready round bore sprockets are shipped with keyway and setscrew. Metric shaft-ready round bore sprockets are shipped with keyway and no setscrew. Idler bores are designed to spin freely on the shaft.



Corner Track (Two Piece)

Corner Track Kit Number	Part Number	Accommodates Top Plate Width		Nominal Corner Radius		Inside Track Radius		Outside Track Radius		Thickness		Width		Material	Color	Approximate Corner Track Kit Weight	
		in	mm	in	mm	in	mm	in	mm	in	mm	in	mm			lbs	kg
Bevel Design																	
N24B5	10283647	All	All	24.0	610	22.9	582	25.1	638	0.60	15.2	1.50	38.1	Nylatron®	Black	2.89	1.31
ULF24B5	10400639	All	All	24.0	610	22.9	582	25.1	638	0.60	15.2	1.50	38.1	ULF	Brown/Red	2.33	1.06
TAB Design																	
N24R5	10178065	All	All	24.0	610	22.9	582	25.1	638	0.60	15.2	1.50	38.1	Nylatron®	Black	2.89	1.31
ULF24R5	10400681	All	All	24.0	610	22.9	582	25.1	638	0.60	15.2	1.50	38.1	ULF	Brown/Red	2.40	1.09

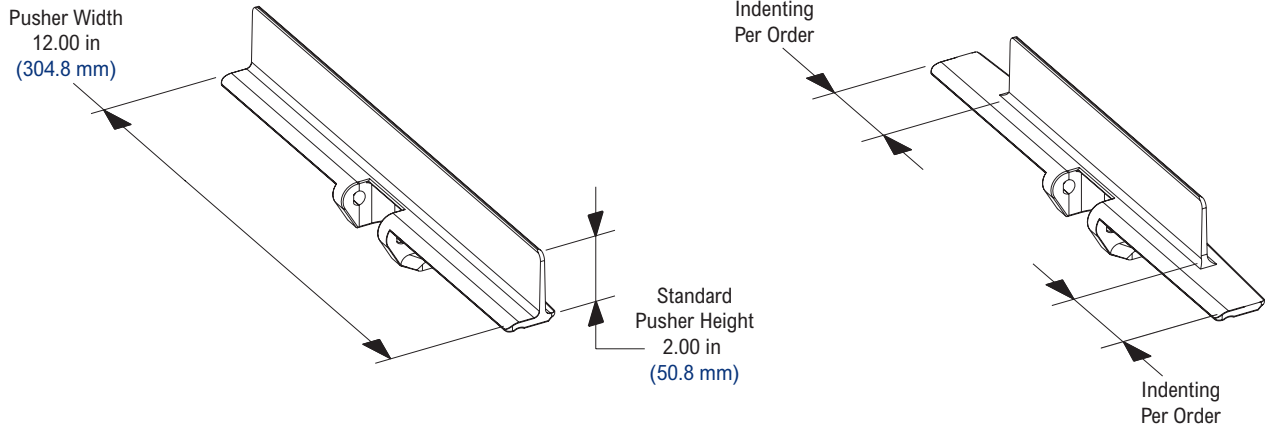
Corner track kit supplied as one 90° inside and one 90° outside track, which can be used as either carry or return. Nylatron® is a registered trademark of Quadrant Engineering Plastics Products.



Corner Track (Four Piece)

Corner Track Kit Number	Part Number	Accommodates Top Plate Width		Nominal Corner Radius		Inside Track Radius		Outside Track Radius		Thickness		Width		Material	Color	Approximate Corner Track Kit Weight	
		in	mm	in	mm	in	mm	in	mm	in	mm	in	mm			lbs	kg
Bevel Design																	
N30B5		All	All	30.0	762	28.9	734	31.1	790	0.60	15.2	1.50	38.1	Nylatron®	Black	3.61	1.64
ULF30B5	10400640	All	All	30.0	762	28.9	734	31.1	790	0.60	15.2	1.50	38.1	ULF	Brown/Red	2.90	1.32
TAB Design																	
N30R5	10178068	All	All	30.0	762	28.9	734	31.1	790	0.60	15.2	1.50	38.1	Nylatron®	Black	3.61	1.64
ULF30R5	10400682	All	All	30.0	762	28.9	734	31.1	790	0.60	15.2	1.50	38.1	ULF	Brown/Red	2.99	1.36

Corner track kit supplied as two 45° inside and two 45° outside track, which can be used as either carry or return. Nylatron® is a registered trademark of Quadrant Engineering Plastics Products.



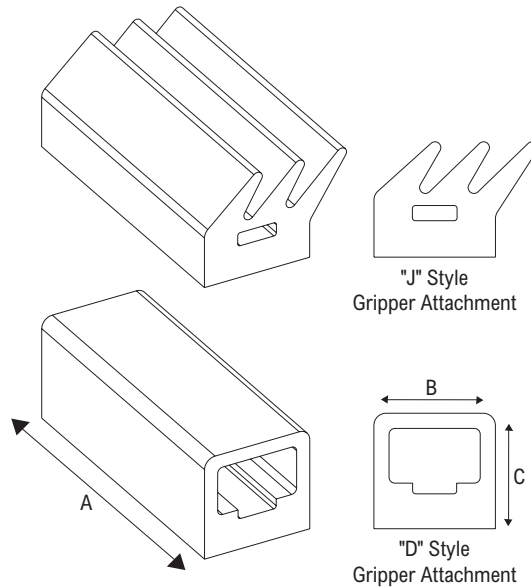
Pusher Attachment (F-Style)

All pusher attachments are molded 12 in (304.8 mm) wide and can be cut down to a minimum height of 1/4 in (6.35 mm). Pusher attachment width can be cut to match chain width.

The F2 designation represents an F-style pusher attachment at a height of 2 in (50.8 mm). For 882 TAB chain only.

Please indicate if pusher attachments are required every pitch, every second pitch, etc. when ordering. Also, indicate if indents are required in the center, on one or both sides of the chain.


For example. "I would like F2 pusher attachments every 8th pitch indented 3/4 in on both sides of the chain."



Gripper Attachments

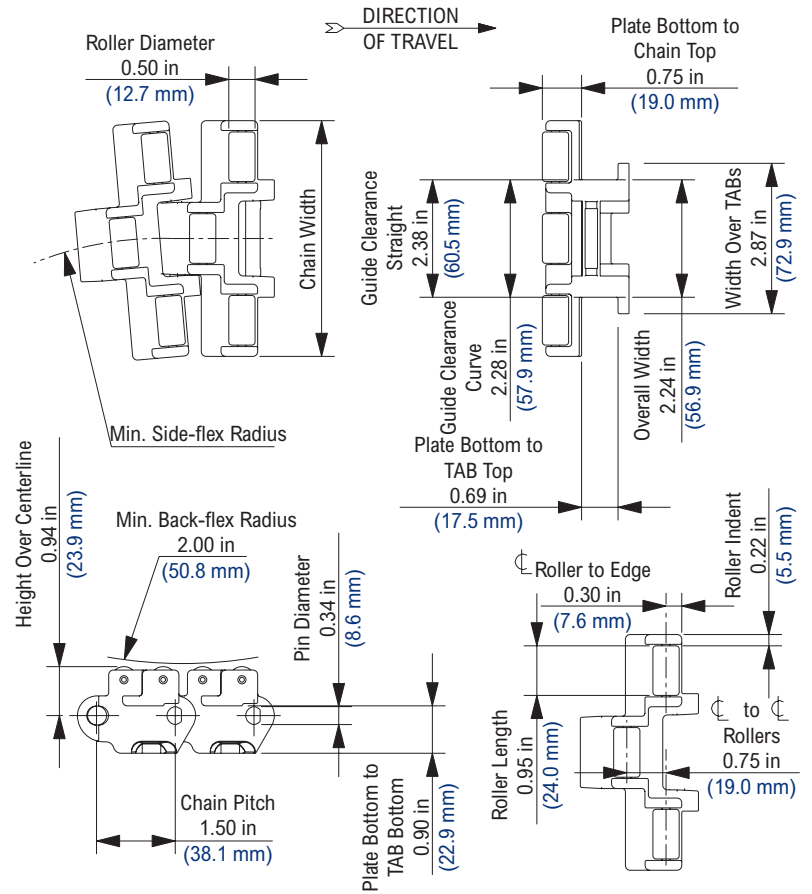
Part Number	Style	Material	Color	Hardness (Shore A)	"A" Dimension		"B" Dimension		"C" Dimension	
					in	mm	in	mm	in	mm
Standard Grippers										
10075338	D	Neoprene	Black	40	3.35	85.1	1.25	31.8	1.19	30.2
10075339	D	Neoprene	White	40	3.35	85.1	1.25	31.8	1.19	30.2
10075340	D	Neoprene	Black	60	3.35	85.1	1.25	31.8	1.19	30.2
10075341	D	EPDM	White	50	3.35	85.1	1.25	31.8	1.19	30.2
10075343	D	EPDM	Black	50	3.35	85.1	1.25	31.8	1.19	30.2
10075608	J	Neoprene	Black	40	3.35	85.1	1.25	31.8	1.19	30.2
10075609	J	Neoprene	White	50	3.35	85.1	1.25	31.8	1.19	30.2
10075610	J	EPDM	White	80	3.35	85.1	1.25	31.8	1.19	30.2
10075611	J	EPDM	White	50	3.35	85.1	1.25	31.8	1.19	30.2
10074926	FJ	Neoprene	Black	40	3.68	93.5	1.69	42.9	1.58	40.1

883 TAB LBP



Chain Information

Chain Width desc	Chain Width		Min. Side-flex Radius		Approximate Weight	
	in	mm	in	mm	lbs/ft	kg/m
4 1/2	4.50	114.3	24.00	609.6	1.70	2.53
7 1/2	7.50	190.5	24.00	609.6	2.30	3.43



Available Materials

Prefix	Chain Material	Standard Pin Material	Temperature						Chain Strength		FDA Approval
			Fahrenheit			Celsius			lbs	N	
			min	max	wet	min	max	wet			
Standard Materials											
LF	Low Friction	Stainless Steel	-40	180	150	-40	82	66	625	2,780	Yes
HP™	High Performance	Stainless Steel	-40	180	150	-40	82	66	625	2,780	Yes

Regulatory Information

The Food and Drug Administration (FDA) accepts certain materials for direct food contact. FDA approved material is compliant to FDA 21 CFR § 177.

Rexnord, TableTop and HP are trademarks of Rexnord Corporation.

All rights reserved.

U.S. Patents: D289497, D289606, 4436200

Additional Notes

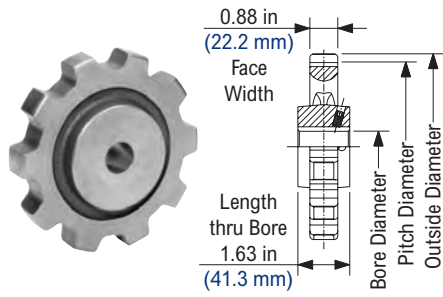
Stocked in 80 pitch, 10 ft (3.048 m) length strands.

Typical coefficient of friction between chain and product = 0.07.

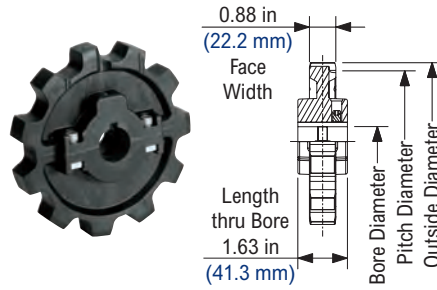
Chain strength is listed at room temperature. NR = Not Recommended.

For additional material information, see material portfolio.

882 Cast Iron Sprocket



NS882 Thermoplastic Split Sprocket



882 Cast Iron Sprocket Information

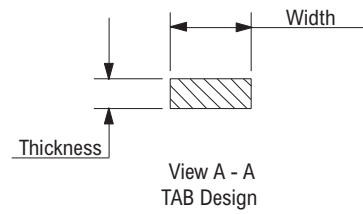
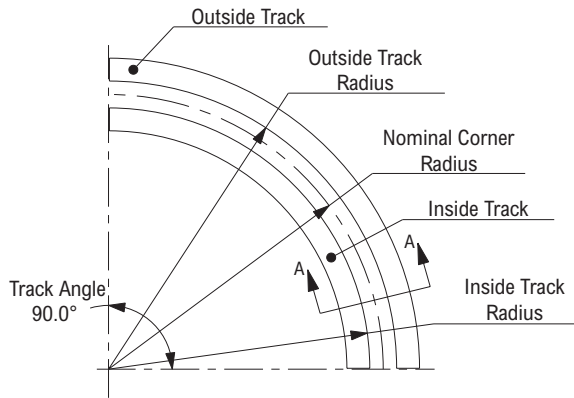
Number Of Teeth		Pitch Diameter		Outside Diameter		Bore Diameter (Shaft-Ready)								Bore Diameter (Round)				Approximate Weight	
						Round				Square				in		mm			
						in		mm		in		mm		in		mm			
actual	effect	in	mm	in	mm	min	max	min	max	min	max	min	max	min	max	min	max	lbs	kg
9	9	4.386	111.40	4.43	112.5	3/4	1 3/8	20	35	-	-	-	-	3/4	2 1/4	20	55	3.75	1.70
10	10	4.854	123.29	4.92	125.0	3/4	1 3/8	20	35	-	-	-	-	3/4	2 1/4	20	55	4.19	1.90
11	11	5.325	135.26	5.41	137.4	3/4	1 1/2	20	40	-	-	-	-	3/4	2 1/4	20	55	4.41	2.00
12	12	5.796	147.22	5.90	149.9	3/4	1 3/8	20	35	-	-	-	-	3/4	2 1/4	20	55	4.63	2.10
15	15	7.215	183.26	7.36	186.9	3/4	1 3/4	20	45	-	-	-	-	3/4	2 3/4	20	65	6.24	2.83

Shaft-ready round bore sprockets are shipped with keyway and setscrew.

NS882 Thermoplastic Split Sprocket Information

Number Of Teeth		Pitch Diameter		Outside Diameter		Bore Diameter (Shaft-Ready)								Bore Diameter (Idler)				Approximate Weight	
						Round				Square				in		mm			
						in		mm		in		mm		in		mm			
actual	effect	in	mm	in	mm	min	max	min	max	min	max	min	max	min	max	min	max	lbs	kg
11	11	5.325	135.26	5.41	137.4	1	1 3/4	25	45	-	-	-	-	1	1 3/4	25	45	0.66	0.30
12	12	5.796	147.22	5.90	149.9	1	1 3/4	25	45	-	-	-	-	1	1 3/4	25	45	0.82	0.37

Imperial shaft-ready round bore sprockets are shipped with keyway and setscrew. Metric shaft-ready round bore sprockets are shipped with keyway and no setscrew. Idler bores are designed to spin freely on the shaft.

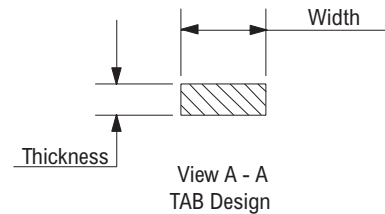
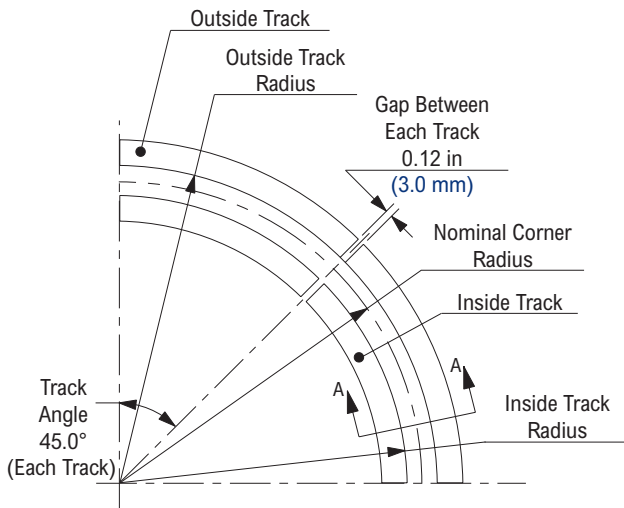


Corner Track (Two Piece)

Corner Track Kit Number	Part Number	Accommodates Top Plate Width		Nominal Corner Radius		Inside Track Radius		Outside Track Radius		Thickness		Width		Material	Color	Approximate Corner Track Kit Weight	
		in	mm	in	mm	in	mm	in	mm	in	mm	in	mm			lbs	kg
TAB Design																	
N24R5	10178065	All	All	24.0	610	22.9	582	25.1	638	0.62	15.7	1.50	38.1	Nylatron®	Black	2.89	1.31
ULF24R5	10400681	All	All	24.0	610	22.9	582	25.1	638	0.62	15.7	1.50	38.1	ULF	Brown/Red	2.40	1.09

Corner track kit supplied as one 90° inside and one 90° outside track, which can be used as either carry or return.

Nylatron® is a registered trademark of Quadrant Engineering Plastics Products.



Corner Track (Four Piece)

Corner Track Number	Part Number	Accommodates Top Plate Width		Nominal Corner Radius		Inside Track Radius		Outside Track Radius		Thickness		Width		Material	Color	Approximate Corner Track Kit Weight	
		in	mm	in	mm	in	mm	in	mm	in	mm	in	mm			lbs	kg
TAB Design																	
N30R5	10178068	All	All	30.0	762	28.9	734	31.1	790	0.62	15.7	1.50	38.1	Nylatron®	Black	3.61	1.64
ULF30R5	10400682	All	All	30.0	762	28.9	734	31.1	790	0.62	15.7	1.50	38.1	ULF	Brown/Red	2.99	1.36

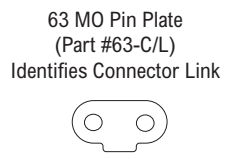
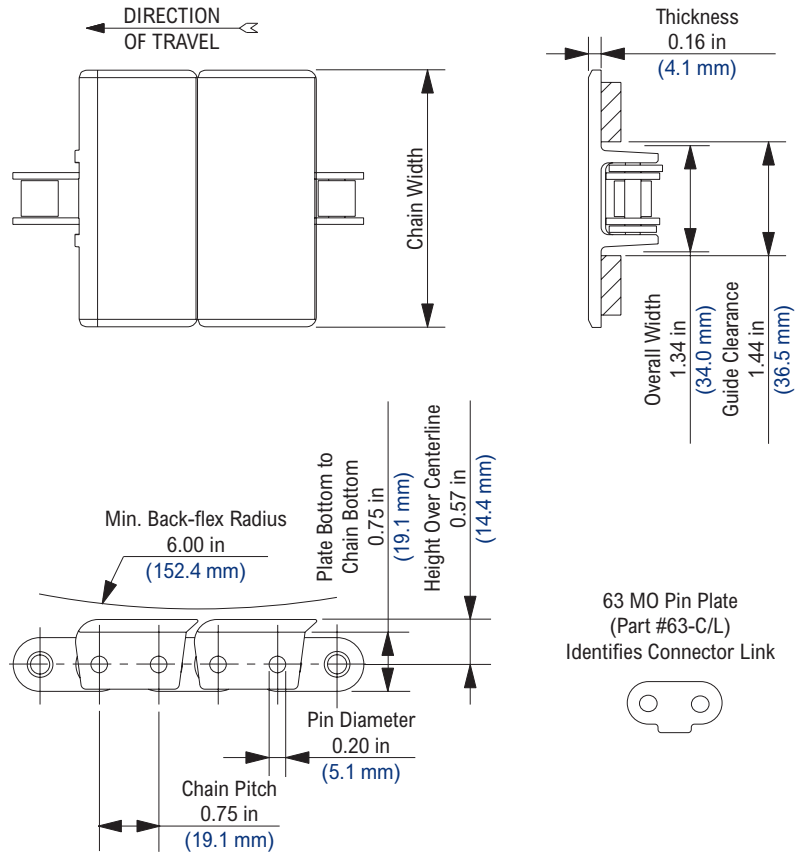
Corner track kit supplied as two 45° inside and two 45° outside track, which can be used as either carry or return.

Nylatron® is a registered trademark of Quadrant Engineering Plastics Products.

963 (S)



Photo shows 963 TableTop® Chain with top plates molded in Low Friction (LF) material on Carbon Steel (S) base chain.



Chain Information

Chain Width desc	Chain Width		Min. Side-flex Radius		Approximate Weight	
	in	mm	in	mm	lbs/ft	kg/m
3 1/4	3.25	82.6	-	-	1.41	2.10
4 1/2	4.50	114.3	-	-	1.50	2.24
6	6.00	152.4	-	-	1.70	2.53
7 1/2	7.50	190.5	-	-	1.80	2.68

Available Materials

Prefix	Top Plate Material	Base Chain Material	Temperature						Chain Strength		FDA Approval
			Fahrenheit			Celsius			lbs	N	
			min	max dry	max wet	min	max dry	max wet			
Standard Materials											
D	Plain Acetal	Carbon Steel	-40	180	NR	-40	82	NR	1,000	4,448	No
LF	Low Friction	Carbon Steel	-40	180	NR	-40	82	NR	1,000	4,448	No
MR	Melt Resistant	Carbon Steel	-80	220	NR	-62	104	NR	1,000	4,448	No
Made-to-Order Materials											
AS	Anti-Static	Carbon Steel	0	180	NR	-18	82	NR	1,000	4,448	No
BWR	Black Wear Resistant	Carbon Steel	-40	180	NR	-40	82	NR	1,000	4,448	No
FR	Flame Retardant	Carbon Steel	0	180	NR	-18	82	NR	1,000	4,448	No
HP™	High Performance	Carbon Steel	-40	180	NR	-40	82	NR	1,000	4,448	No
HS	Heat Stabilized	Carbon Steel	-40	220	NR	-40	104	NR	1,000	4,448	No
P	Chemical Resistant	Carbon Steel	0	180	NR	-18	82	NR	1,000	4,448	No
PS®	Platinum Series®	Carbon Steel	-40	180	NR	-40	82	NR	1,000	4,448	No
WX	Green Abrasion Resistant Polyamide	Carbon Steel	-40	220	NR	-40	104	NR	1,000	4,448	No

Regulatory Information

The Food and Drug Administration (FDA) accepts certain materials for direct food contact. FDA approved material is compliant to FDA 21 CFR § 177. Rexnord, TableTop, Platinum Series, HP and PS are trademarks of Rexnord Corporation. All rights reserved.

Additional Notes

MTO (Made-to-Order) products are non-returnable. Minimum order quantity and additional setup charges may also apply. Stocked in 160 pitch, 10 ft (3.048 m) length strands. Uses 63 carbon steel (S) base chain (Part #63-BC). Chain runs on ANSI No. 60 sprockets. Plain acetal (D) top plates are not stocked for the 2-1/4 in (57.2 mm) width. Chain breakers available. Chain strength is listed at room temperature. NR = Not Recommended. For additional material information, see material portfolio.



963 (SS)


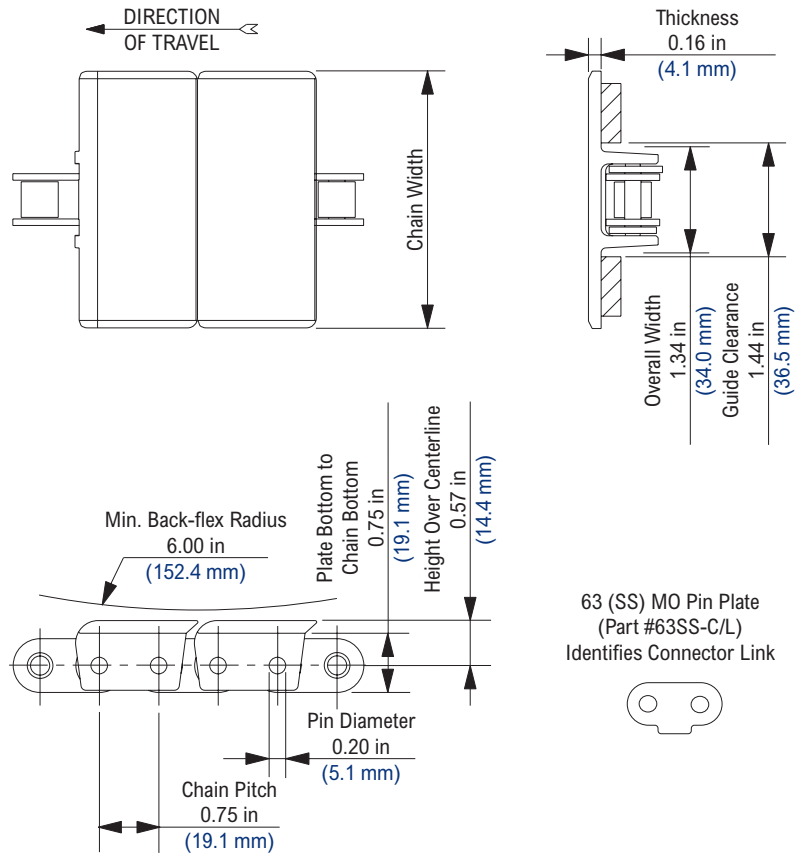


Photo shows 963 TableTop® Chain with top plates molded in Low Friction (LF) material on Stainless Steel (SS) base chain.



Chain Information

Chain Width		Min. Side-flex Radius		Approximate Weight		
desc	in	mm	in	mm	lbs/ft	kg/m
3 1/4	3.25	82.6	-	-	1.41	2.10
4 1/2	4.50	114.3	-	-	1.50	2.24
6	6.00	152.4	-	-	1.70	2.53
7 1/2	7.50	190.5	-	-	1.80	2.68

Available Materials

Prefix	Top Plate Material	Base Chain Material	Temperature						Chain Strength		FDA Approval
			Fahrenheit			Celsius			lbs	N	
			min	max	dry	wet	min	max			
Standard Materials											
D	Plain Acetal	Stainless Steel	-40	180	150	-40	82	66	750	3,336	No
LF	Low Friction	Stainless Steel	-40	180	150	-40	82	66	750	3,336	Yes
MR	Melt Resistant	Stainless Steel	-80	220	NR	-62	104	NR	750	3,336	No
Made-to-Order Materials											
BWR	Black Wear Resistant	Stainless Steel	-40	180	NR	-40	82	NR	750	3,336	No
FR	Flame Retardant	Stainless Steel	0	180	150	-18	82	66	750	3,336	No
HP™	High Performance	Stainless Steel	-40	180	150	-40	82	66	750	3,336	Yes
HS	Heat Stabilized	Stainless Steel	-40	220	150	-40	104	66	750	3,336	No
P	Chemical Resistant	Stainless Steel	0	180	140	-18	82	60	750	3,336	Yes
PS®	Platinum Series®	Stainless Steel	-40	180	150	-40	82	66	750	3,336	Yes
WX	Green Abrasion Resistant Polyamide	Stainless Steel	-40	220	NR	-40	104	NR	750	3,336	No

Regulatory Information

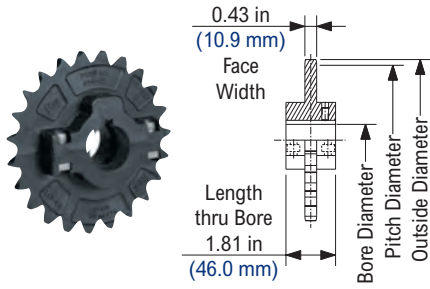
The Food and Drug Administration (FDA) accepts certain materials for direct food contact. FDA approved material is compliant to FDA 21 CFR § 177. Rexnord, TableTop, Platinum Series, HP and PS are trademarks of Rexnord Corporation. All rights reserved.

Additional Notes

MTO (Made-to-Order) products are non-returnable. Minimum order quantity and additional setup charges may also apply. Stocked in 160 pitch, 10 ft (3.048 m) length strands. Uses 63 stainless steel (SS) base chain (Part #63SS-BC). Chain runs on ANSI No. 60 sprockets. Plain acetal (D) top plates are not stocked for the 2-1/4 in (57.2 mm) width. Chain breakers available. Chain strength is listed at room temperature. NR = Not Recommended. For additional material information, see material portfolio.



NS63 Thermoplastic Split Sprocket



NS63 Thermoplastic Split Sprocket information

Number Of Teeth		Pitch Diameter		Outside Diameter		Bore Diameter (Shaft-Ready)								Bore Diameter (Idler)				Approximate Weight	
						Round				Square				in		mm			
						min	max	min	max	min	max	min	max	min	max	min	max		
actual	effect	in	mm	in	mm													lbs	kg
23	11 1/2	5.508	139.90	5.91	150.1	1	1 5/8	30	40	-	-	-	-	1	1 5/8	30	40	0.75	0.34

Shaft-ready round bore sprockets are shipped with keyway and setscrews. Metric shaft-ready round bore sprockets are shipped with metric hardware but without setscrews. Idler bores are designed to spin freely on the shaft without keyway or setscrews.

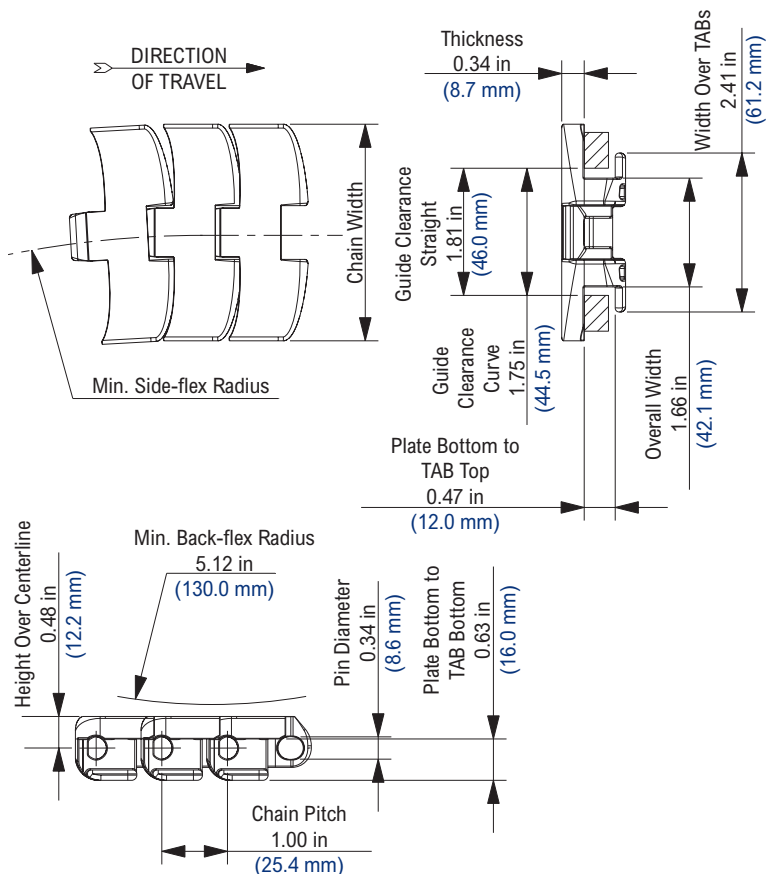
FT1050TAB



Photo shows FT1050TAB TableTop® Chain molded in High Performance (HP™) material.

Chain Information

Chain Width		Min. Side-flex Radius		Approximate Weight		
desc	in	mm	in	mm	lbs/ft	kg/m
84MM	3.31	84.0	19.69	500.1	1.25	1.86



Available Materials

Prefix	Chain Material	Standard Pin Material	Temperature						Chain Strength		FDA Approval
			Fahrenheit			Celsius			lbs	N	
			min	max	wet	min	max	wet			
Standard Materials											
HP™	High Performance	Stainless Steel	-40	180	150	-40	82	66	425	1,890	Yes
Made-to-Order Materials											
PS®	Platinum Series®	Stainless Steel	-40	180	150	-40	82	66	425	1,890	Yes

Regulatory Information

The Food and Drug Administration (FDA) accepts certain materials for direct food contact. FDA approved material is compliant to FDA 21 CFR § 177. Rexnord, TableTop, Platinum Series, HP, PS and Magnetflex are trademarks of Rexnord Corporation. All rights reserved. U.S. Patents: 5678682, EP0700843

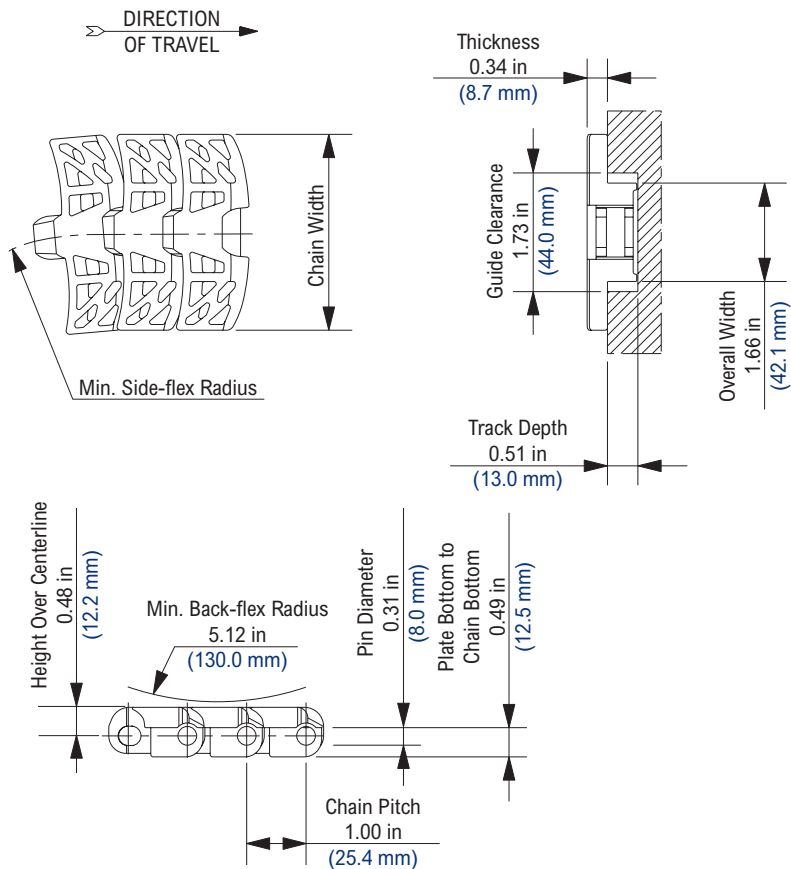
Additional Notes

MTO (Made-to-Order) products are non-returnable. Minimum order quantity and additional setup charges may also apply. Stocked in 120 pitch, 10 ft (3.048 m) length strands. Must be used with TAB corner tracks for side-flexing applications. Chain strength is listed at room temperature. NR = Not Recommended. For additional material information, see material portfolio.

FGM1050



Photo shows FGM1050 TableTop® Chain molded in High Performance (HP™) material.



Chain Information

desc	Chain Width		Min. Side-flex Radius		Approximate Weight	
	in	mm	in	mm	lbs/ft	kg/m
84MM	3.31	84.0	19.69	500.1	1.03	1.53

Available Materials

Prefix	Chain Material	Standard Pin Material	Temperature						Chain Strength		FDA Approval
			Fahrenheit			Celsius					
			min	max		min	max		lbs	N	
Standard Materials											
HP™	High Performance	Stainless Steel	-40	180	150	-40	82	66	425	1,890	Yes

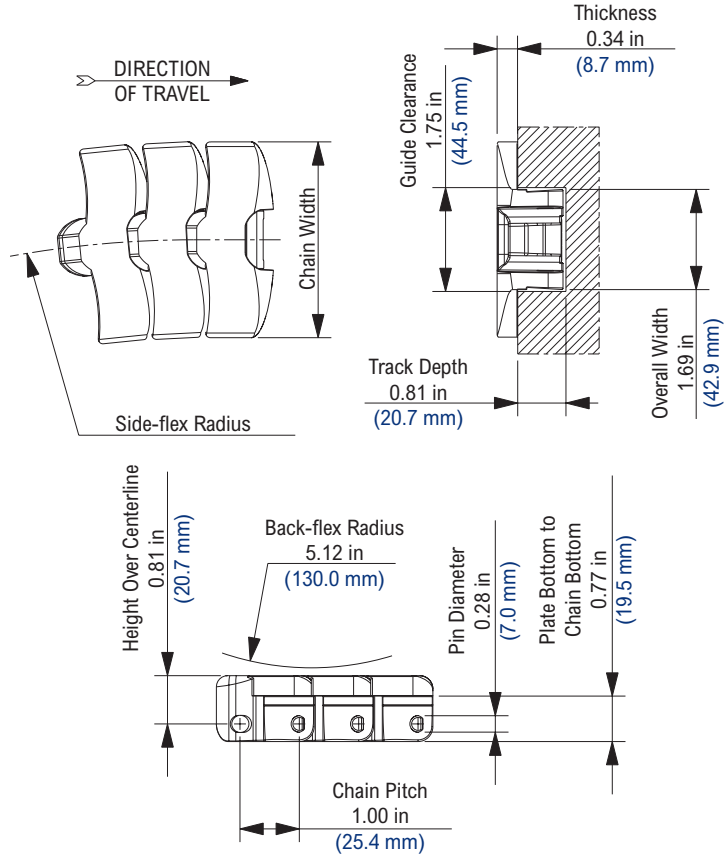
Regulatory Information

The Food and Drug Administration (FDA) accepts certain materials for direct food contact. FDA approved material is compliant to FDA 21 CFR § 177. Rexnord, TableTop, HP and Magnetflex are trademarks of Rexnord Corporation. All rights reserved. U.S. Patents: 5678682, EP0700843

Additional Notes

Stocked in 120 pitch, 10 ft (3.048 m) length strands. Must be used with Magnetflex® corner tracks for side-flexing applications. Open area = 15%. Chain strength is listed at room temperature. NR = Not Recommended. For additional material information, see material portfolio.

FTLPC®1050



Chain Information

Chain Width		Min. Side-flex Radius		Approximate Weight		
desc	in	mm	in	mm	lbs/ft	kg/m
3 1/4	3.25	82.6	18.00	457.2	1.25	1.86
84MM	3.31	84.0	19.69	500.1	1.25	1.86
4 1/2	4.50	114.3	24.00	609.6	1.41	2.10
7 1/2	7.50	190.5	24.00	609.6	1.84	2.74

Available Materials

Prefix	Chain Material	Standard Pin Material	Temperature						Chain Strength		FDA Approval
			Fahrenheit			Celsius			lbs	N	
			min	max dry	max wet	min	max dry	max wet			
Standard Materials											
HP™	High Performance	Stainless Steel	-40	180	150	-40	82	66	425	1,890	Yes
Made-to-Order Materials											
P	Chemical Resistant	Stainless Steel	0	180	140	-18	82	60	340	1,512	Yes
PS®	Platinum Series®	Stainless Steel	-40	180	150	-40	82	66	425	1,890	Yes

Regulatory Information

The Food and Drug Administration (FDA) accepts certain materials for direct food contact. FDA approved material is compliant to FDA 21 CFR § 177. Rexnord, TableTop, Platinum Series, HP, PS and Magnetflex are trademarks of Rexnord Corporation. All rights reserved. U.S. Patents: 5678682, EP0700843, 5176247

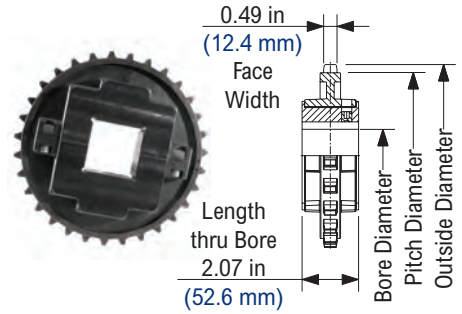
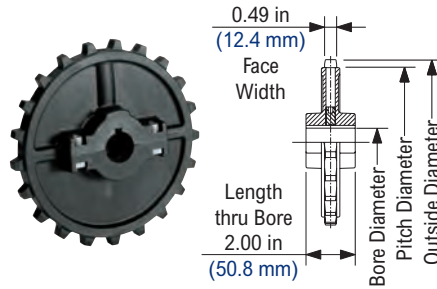
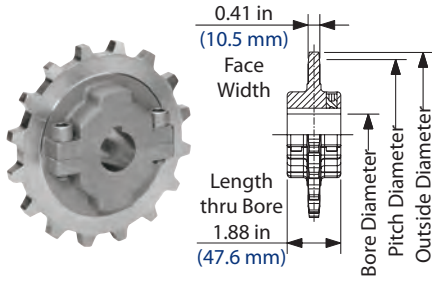
Additional Notes

MTO (Made-to-Order) products are non-returnable. Minimum order quantity and additional setup charges may also apply. Stocked in 120 pitch, 10 ft (3.048 m) length strands. Must be used with LPC® corner tracks for side-flexing applications. Rexnord® curves are recommended for use with these chains because they have the proper profile to maintain chain hold-down. Low Pin Centerline (LPC®) chain is retained in the corners without the use of bevells, TAB's or magnets, and can be lifted vertically out of the corners for cleaning and/or maintenance. Chain strength is listed at room temperature. NR = Not Recommended. For additional material information, see material portfolio.

SSS7700 Stainless Steel Split Sprocket

NS7700 Thermoplastic Split Sprocket

NS7700 Thermoplastic Split Sprocket with Adapter



SSS7700 Stainless Steel Split Sprocket Information

Number Of Teeth	Pitch Diameter	Outside Diameter	Bore Diameter (Shaft-Ready)											Bore Diameter (Round)				Approximate Weight	
			Round				Square							in		mm			
			in		mm		in		mm		in		mm		in		mm		
actual	effect	in	mm	in	mm	min	max	min	max	min	max	min	max	min	max	min	max	lbs	kg
16	16	5.126	130.20	5.14	130.6	1	2	25	50	1	1	25	25	1	2	25	50	3.50	1.59
18	18	5.759	146.28	5.78	146.8	1	2	25	50	1	1	25	25	1	2	25	50	5.00	2.27
21	21	6.710	170.43	6.72	170.7	1	2 1/2	25	60	1	3 1/2*	25	90*	1	3 1/2	25	60	6.00	2.72

Shaft-ready round bore sprockets are shipped with keyway and no setscrew. * The 3-1/2 in and 90 mm bores for the 21 tooth square bore sprocket and all round bore sprockets above 1-1/2 in (40 mm) are supplied as machined bores. All other bores are supplied with split bore adapters.

Photo shows part number 614-63-1, an NS7700 thermoplastic split sprocket with 21 teeth and 1 inch shaft-ready bore.

NS7700 Thermoplastic Split Sprocket Information

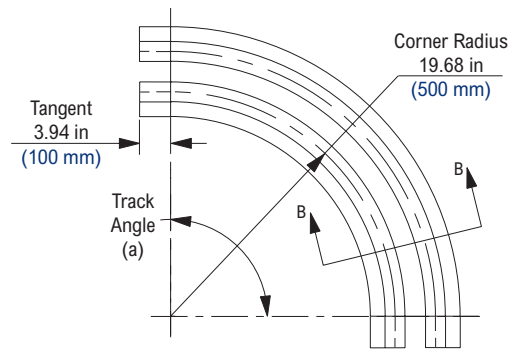
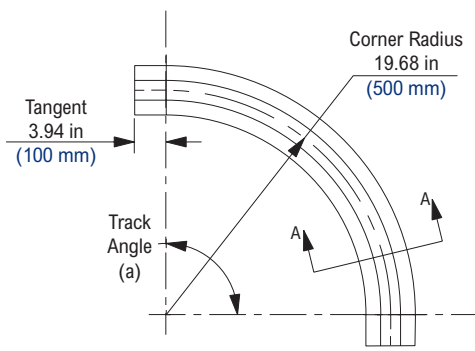
Number Of Teeth	Pitch Diameter	Outside Diameter	Bore Diameter (Shaft-Ready)											Bore Diameter (Idler)				Approximate Weight	
			Round				Square							in		mm			
			in		mm		in		mm		in		mm		in		mm		
actual	effect	in	mm	in	mm	min	max	min	max	min	max	min	max	min	max	min	max	lbs	kg
16	16	5.126	130.20	5.14	130.6	1	1 5/8	25	40	-	-	-	-	1	1 5/8	25	40	0.73	0.33
18	18	5.759	146.28	5.78	146.8	1	1 5/8	25	40	-	-	-	-	1	1 5/8	25	40	0.84	0.38
21	21	6.710	170.43	6.72	170.7	1	1 5/8	25	40	3 1/2	3 1/2	90	90	1	1 5/8	25	40	0.97	0.44
31	31	9.885	251.08	9.93	252.2	2	4 1/2	50	120	2	4 1/2	50	120	2	4 1/2	50	120	3.72	1.69

Imperial shaft-ready round bore sprockets are shipped with keyway and setscrew. Metric shaft-ready round bore sprockets are shipped with keyway and no setscrew. Idler bores are designed to spin freely on the shaft. * The 3-1/2 in and 90 mm square bore are supplied with bore adapters. 1-1/2 in and 40 mm round bore are supplied with bore adapters.

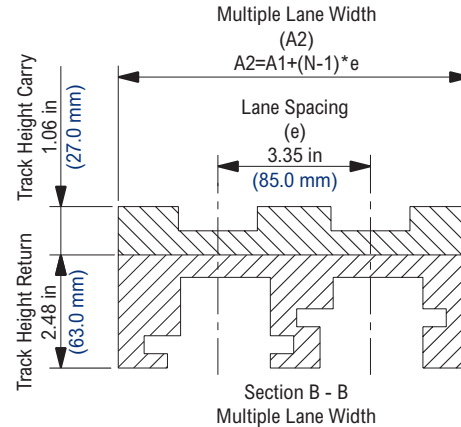
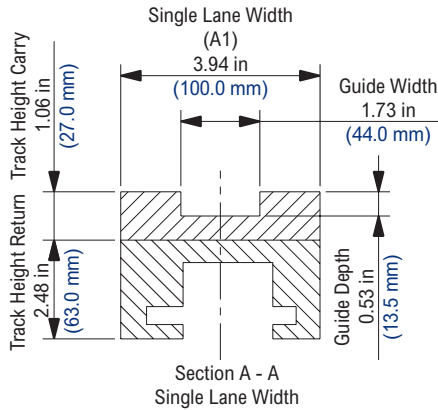
NS7700 Thermoplastic Split Sprocket with Adapter Information

Number Of Teeth	Pitch Diameter	Outside Diameter	Bore Diameter (Shaft-Ready)											Bore Diameter (Idler)				Approximate Weight	
			Round				Square							in		mm			
			in		mm		in		mm		in		mm		in		mm		
actual	effect	in	mm	in	mm	min	max	min	max	min	max	min	max	min	max	min	max	lbs	kg
21	21	6.710	170.43	6.72	170.7	1 11/16	2 1/2	25	65	1	3	25	75	1 11/16	3	25	75	0.97	0.44
31	31	9.885	251.08	9.93	252.2	1	1 15/16	25	45	1	1 1/2	25	40	1	1 15/16	25	40	3.72	1.69


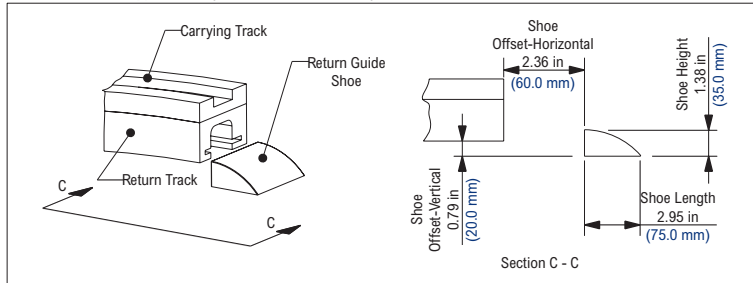
Imperial shaft-ready round bore sprockets are shipped with keyway and setscrew. Metric shaft-ready round bore sprockets are shipped with keyway and no setscrew. Idler bores are designed to spin freely on the shaft. * The 3-1/2 in and 90 mm square bore are supplied with bore adapters. 1-1/2 in and 40 mm round bore are supplied with bore adapters.



Multiple Lane Width (A2)
 $A2 = A1 + (N-1) * (e)$



Return Guide Shoe Application - (Used with Roller Returns)



Also available with non marking tubular corner return. Contact Application Engineering for additional information (262.376.4800)

1050 / 1060 K84mm Magnetflex® Corner Tracks

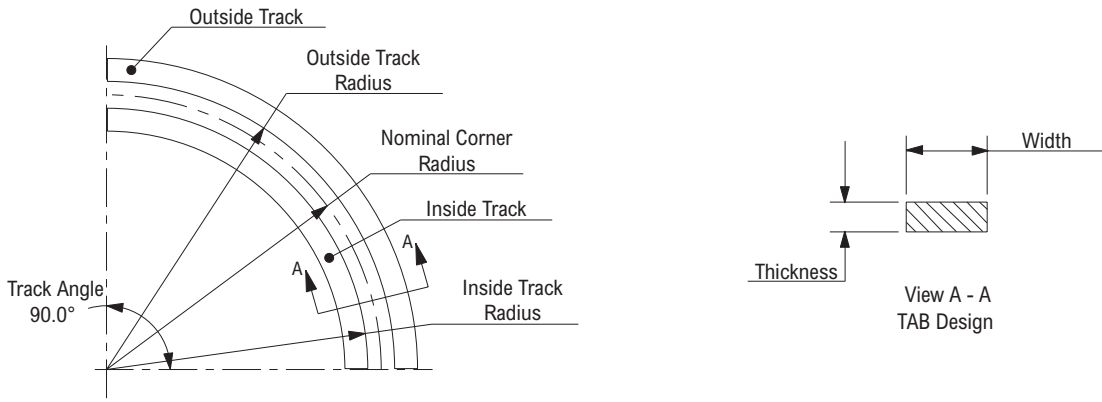
Corner Track Number	Multiple Lane Width (A2)		Track Angle (a)	Number of Lanes (N)	Corner Track Number	Multiple Lane Width (A2)		Track Angle (a)	Number of Lanes (N)	Corner Track Number	Multiple Lane Width (A2)		Track Angle (a)	Number of Lanes (N)	Approximate Weight	
	in	mm				in	mm				in	mm			lbs	kg
604.14.16	-	-	15°	1	604.14.46	-	-	45°	1	604.14.76	-	-	75°	1	17.10	7.76
604.14.17	7.28	185.0		2	604.14.47	7.28	185.0		2	604.14.77	7.28	185.0		2	34.30	15.56
604.14.18	10.63	270.0		3	604.14.48	10.63	270.0		3	604.14.78	10.63	270.0		3	50.20	22.77
604.14.19	13.98	355.0		4	604.14.49	13.98	355.0		4	604.14.79	13.98	355.0		4	66.00	29.94
604.14.20	17.32	440.0		5	604.14.50	17.32	440.0		5	604.14.80	17.32	440.0		5	81.80	37.10
604.14.21	20.67	525.0		6	604.14.51	20.67	525.0		6	604.14.81	20.67	525.0		6	97.60	44.27
604.14.31	-	-	30°	1	604.14.61	-	-	60°	1	604.14.01	-	-	90°	1	20.10	9.12
604.14.32	7.28	185.0		2	604.14.62	7.28	185.0		2	604.14.02	7.28	185.0		2	40.70	18.46
604.14.33	10.63	270.0		3	604.14.63	10.63	270.0		3	604.14.03	10.63	270.0		3	59.50	26.99
604.14.34	13.98	355.0		4	604.14.64	13.98	355.0		4	604.14.04	13.98	355.0		4	78.20	35.47
604.14.35	17.32	440.0		5	604.14.65	17.32	440.0		5	604.14.05	17.32	440.0		5	96.90	43.95
604.14.36	20.67	525.0		6	604.14.66	20.67	525.0		6	604.14.06	20.67	525.0		6	115.60	52.44

Corner track kit supplied as one carry, one return, and one guide shoe.

All Magnetflex® corner tracks are UHMWPE (black) material and are available on a made-to-order basis.

For FGM1050 and FTM1060 84MM (3.31 in) chains only. Do not use with 1050TAB or LPC®1050 chains.

U.S. Patents: 4805764, EP5199551, EP0286173, EP0509605



1050TAB Corner Track (Two Piece)

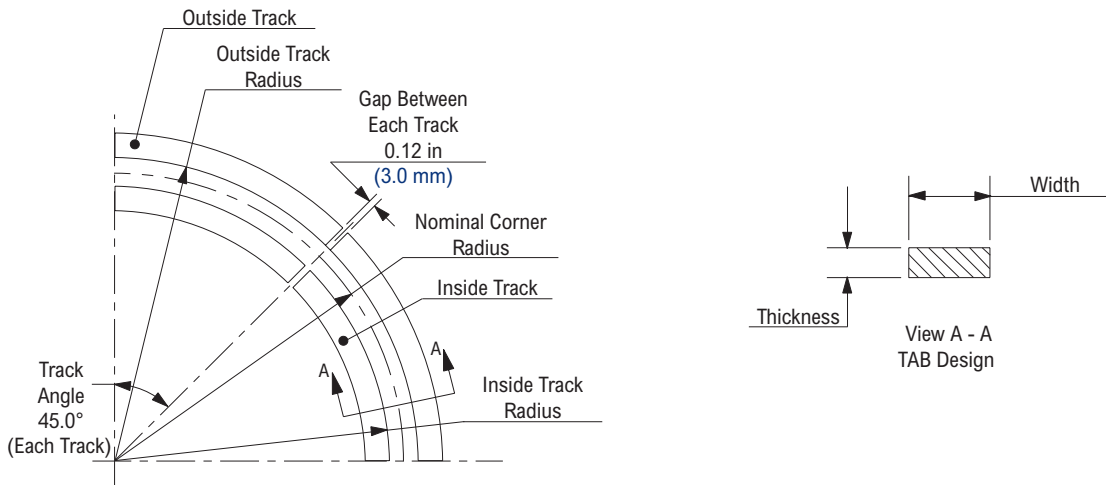
Corner Track Kit Number	Part Number	Accommodates Top Plate Width		Nominal Corner Radius		Inside Track Radius		Outside Track Radius		Thickness		Width		Material	Color	Approximate Corner Track Kit Weight	
		in	mm	in	mm	in	mm	in	mm	in	mm	in	mm			lbs	kg
TAB Design																	
N18R3	10178062	3 1/4	82.55	18.0	457	17.1	434	18.9	480	0.40	10.2	1.50	38.1	Nylatron®	Black	1.28	0.58
U18R3	10178904	3 1/4	82.55	18.0	457	17.1	434	18.9	480	0.40	10.2	1.50	38.1	UHMWPE	White	1.28	0.58
ULF18R3	10400636	3 1/4	82.55	18.0	457	17.1	434	18.9	480	0.40	10.2	1.50	38.1	ULF	Brown/Red	1.06	0.48
N24R3	10178064	All	All	24.0	610	23.1	587	24.9	632	0.40	10.2	1.50	38.1	Nylatron®	Black	1.71	0.78
U24R3	10178909	All	All	24.0	610	23.1	587	24.9	632	0.40	10.2	1.50	38.1	UHMWPE	White	1.71	0.78
ULF24R3	10400637	All	All	24.0	610	23.1	587	24.9	632	0.40	10.2	1.50	38.1	ULF	Brown/Red	1.41	0.64

Corner track kit supplied as one 90° inside and one 90° outside track, which can be used as either carry or return.

All 1050TAB corner tracks are available on a made-to-order basis.

For 1050TAB chains only. Do not use with 1050 Magnetflex® or LPC®1050 chains

Nylatron® is a registered trademark of Quadrant Engineering Plastics Products.



1050TAB Corner Track (Four Piece)

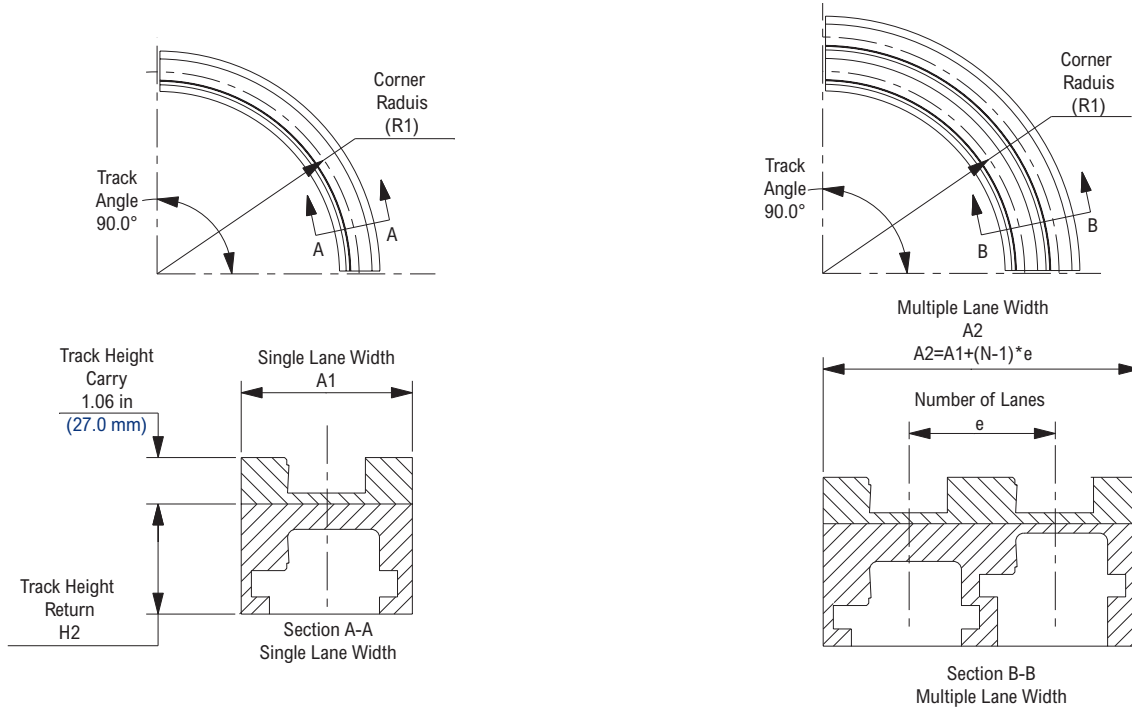
Corner Track Kit Number	Part Number	Accommodates Top Plate Width		Nominal Corner Radius		Inside Track Radius		Outside Track Radius		Thickness		Width		Material	Color	Approximate Corner Track Kit Weight	
		in	mm	in	mm	in	mm	in	mm	in	mm	in	mm			lbs	kg
TAB Design																	
N30R3	10178067	All	All	30.0	762	29.2	742	30.8	782	0.40	10.2	1.50	38.1	Nylatron®	Black	2.13	0.97
U30R3	10178911	All	All	30.0	762	29.2	742	30.8	782	0.40	10.2	1.50	38.1	UHMWPE	White	2.13	0.97
ULF30R3	10400638	All	All	30.0	762	29.2	742	30.8	782	0.40	10.2	1.50	38.1	ULF	Brown/Red	1.76	0.80

Corner track kit supplied as two 45° inside and two 45° outside track, which can be used as either carry or return.

All 1050TAB corner tracks are available on a made-to-order basis.

For 1050TAB chains only. Do not use with 1050 Magnetflex® or LPC®1050 chains.

Nylatron® is a registered trademark of Quadrant Engineering Plastics Products.



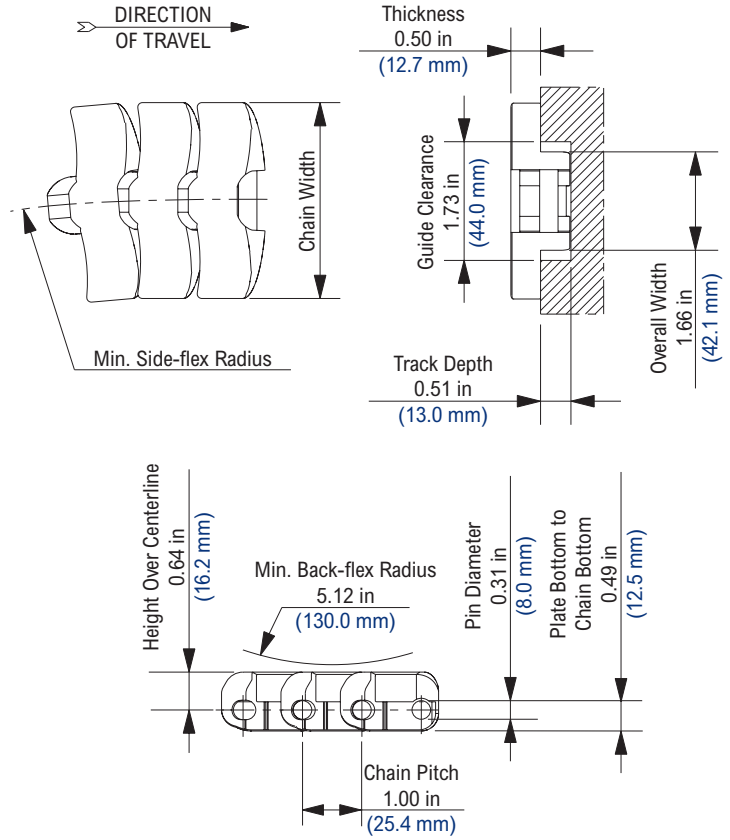

LPC®1050 Corner Tracks

Corner Track Kit Number	Carry Part Number	Return Part Number	Chain Width		Corner Radius (R1)		Single Lane Width (A1)		Multiple Lane Width (A2)		Lane Spacing (e)		Track Height Return (H2)		Number of Lanes (N)	Approximate Corner Track Kit Weight	
			in	mm	in	mm	in	mm	in	mm	in	mm	in	mm		lbs	kg
UHMWPE (black)																	
KLU713457-1	114-1674-6	114-4362-2	3 1/4	82.6	18.0	457	3.94	100.1	-	-	-	-	2.25	57.2	1	6.80	3.08
KLU713457-2	114-1674-73	114-4370-4					7.24	183.9	3.30	83.8	3.00	76.2	2	16.00	7.26		
KLU713457-3	114-1674-74	114-4370-5					10.54	267.7					3	25.90	11.75		
KLU713457-4	114-1674-75	114-4370-6					13.85	351.8					4	36.20	16.42		
KLU713610-1	114-1674-7	114-4362-3	24.0	610	19.7	500	3.94	100.1	-	-	-	-	2.25	57.2	1	9.00	4.08
KLU713610-2	114-1674-51	114-4370-1					7.24	183.9	3.30	83.8	3.00	76.2	2	20.90	9.48		
KLU713610-3	114-1674-52	114-4370-2					10.54	267.7					3	33.50	15.20		
KLU713610-4	114-1674-53	114-4370-3					13.85	351.8					4	46.50	21.09		
KLU714500-1	114-1674-1	114-4362-1	3.31	84.1	19.7	500	3.94	100.1	-	-	-	-	2.25	57.2	1	7.40	3.36
KLU714500-2	114-1674-2	114-4371-4					7.28	184.9	3.35	85.1	3.00	76.2	2	17.50	7.94		
KLU714500-3	114-1674-3	114-4371-5					14.42	366.3					3	28.40	12.88		
KLU714500-4	114-1674-4	114-4371-6					18.97	481.8					4	39.60	17.96		
KLU718610-1	114-1674-65	114-4364-1	4 1/2	114.3	24.0	610	5.31	134.9	-	-	-	-	2.25	57.2	1	13.80	6.26
KLU718610-2	114-1674-57	114-4372-1					9.87	250.7	4.55	115.6	3.00	76.2	2	33.00	14.97		
KLU718610-3	114-1674-58	114-4372-2					14.42	366.3					3	53.40	24.22		
KLU718610-4	114-1674-59	114-4372-3					18.97	481.8					4	74.70	33.88		
KLU730610-1	114-1674-48	114-4344-1	7 1/2	190.5	24.0	610	8.43	214.1	-	-	-	-	2.25	57.2	1	24.20	10.98
KLU730610-2	114-1674-60	114-4373-1					-	-	15.98	405.9	7.55	191.8	3.00	76.2	2	62.20	28.21
Nylatron® (gray/black)																	
KLN713457-1	114-1674-61	114-4362-2	3 1/4	82.6	18.0	457	3.94	100.1	-	-	-	-	2.25	57.2	1	7.40	3.36
KLN713457-2	114-1674-81	114-4370-4					7.24	183.9	3.30	83.8	3.00	76.2	2	17.10	7.76		
KLN713457-3	114-1674-82	114-4370-5					10.54	267.7					3	27.70	12.56		
KLN713457-4	114-1674-83	114-4370-6					13.85	351.8					4	38.60	17.51		
KLN713610-1	114-1674-26	114-4362-3	24.0	610	19.7	500	3.94	100.1	-	-	-	-	2.25	57.2	1	9.80	4.45
KLN713610-2	114-1674-84	114-4370-1					7.24	183.9	3.30	83.8	3.00	76.2	2	22.40	10.16		
KLN713610-3	114-1674-85	114-4370-2					10.54	267.7					3	35.80	16.24		
KLN713610-4	114-1674-86	114-4370-3					13.85	351.8					4	49.70	22.54		
KLN714500-1	114-1674-62	114-4362-1	3.31	84.1	19.7	500	3.94	100.1	-	-	-	-	2.25	57.2	1	8.00	3.63
KLN714500-2	114-1674-87	114-4371-4					7.28	184.9	3.35	85.1	3.00	76.2	2	18.80	8.53		
KLN714500-3	114-1674-88	114-4371-5					14.42	366.3					3	30.30	13.74		
KLN714500-4	114-1674-89	114-4371-6					18.97	481.8					4	42.40	19.23		
KLN718610-1	114-1674-63	114-4364-1	4 1/2	114.3	24.0	610	5.31	134.9	-	-	-	-	2.25	57.2	1	15.00	6.80
KLN718610-2	114-1674-93	114-4372-1					9.87	250.7	4.56	115.8	3.00	76.2	2	35.40	16.06		
KLN718610-3	114-1674-94	114-4372-2					14.42	366.3					3	57.30	25.99		
KLN718610-4	114-1674-95	114-4372-3					18.97	481.8					4	80.10	36.33		
KLN730610-1	114-1674-64	114-4344-1	7 1/2	190.5	24.0	610	8.43	214.1	-	-	-	-	2.25	57.2	1	26.40	11.97
KLN730610-2	114-1674-97	114-4373-1					-	-	15.98	405.9	7.56	192.0	3.00	76.2	2	67.00	30.39

Corner track kit supplied as one carry and one return.
 All Nylatron® corner track kits consist of one Nylatron® carry and one UHMWPE return.
 All LPC® corner track kits are available on a made-to-order basis.

All LPC® 1050 UHMWPE corner tracks are black. All Nylatron® corner tracks are gray/black.
 For LPC® 1050 chains only. Do not use with 1050 Magnetflex® or 1050TAB chains.

FTM1055



Chain Information

desc	Chain Width		Min. Side-flex Radius		Approximate Weight	
	in	mm	in	mm	lbs/ft	kg/m
84MM	3.31	84.0	19.69	500.1	1.27	1.89
4 1/2	4.50	114.3	19.69	500.1	1.49	2.22

Available Materials

Prefix	Chain Material	Standard Pin Material	Temperature						Chain Strength		FDA Approval
			Fahrenheit			Celsius			lbs	N	
			min	max	wet	min	max	wet			
Standard Materials											
HP™	High Performance	Stainless Steel	-40	180	150	-40	82	66	425	1,890	Yes
Made-to-Order Materials											
PS®	Platinum Series®	Stainless Steel	-40	180	150	-40	82	66	425	1,890	Yes
WX	Green Abrasion Resistant Polyamide	Stainless Steel	-40	220	NR	-40	104	NR	425	1,890	No

Regulatory Information

The Food and Drug Administration (FDA) accepts certain materials for direct food contact. FDA approved material is compliant to FDA 21 CFR § 177. Rexnord, TableTop, Platinum Series, HP, PS and Magnetflex are trademarks of Rexnord Corporation. All rights reserved. U.S. Patents: 5678682, EP0700843

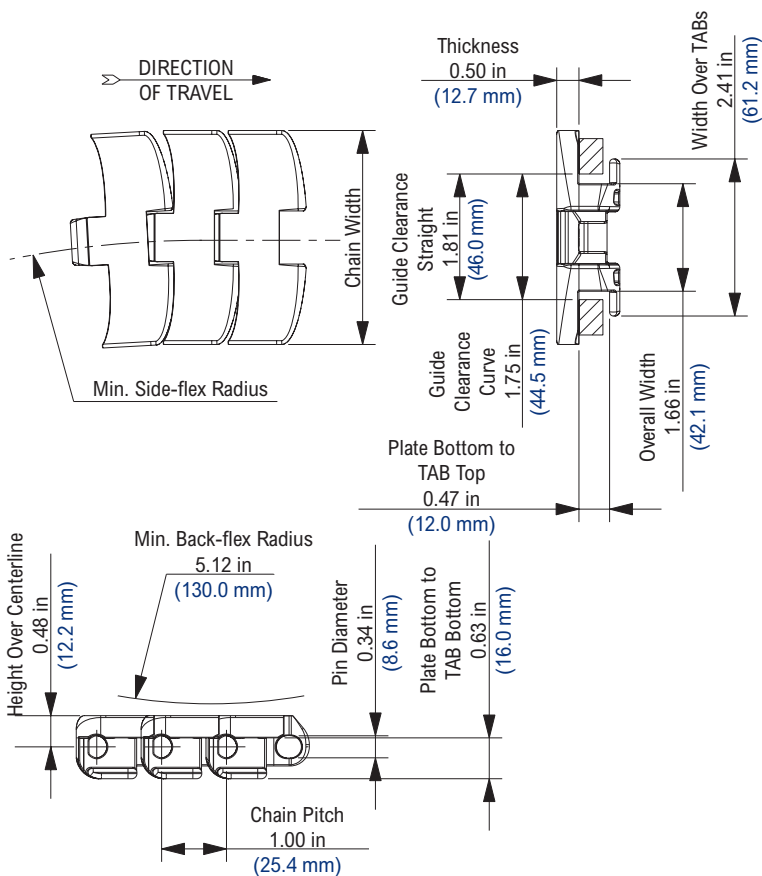
Additional Notes

MTO (Made-to-Order) products are non-returnable. Minimum order quantity and additional setup charges may also apply. Stocked in 120 pitch, 10 ft (3.048 m) length strands. Must be used with Magnetflex® corner tracks for side-flexing applications. Chain strength is listed at room temperature. NR = Not Recommended. For additional material information, see material portfolio.

FT1055TAB



Photo shows FT1055TAB TableTop® Chain molded in High Performance (HP™) material.



Chain Information

desc	Chain Width		Min. Side-flex Radius		Approximate Weight	
	in	mm	in	mm	lbs/ft	kg/m
84MM	3.31	84.0	19.69	500.1	1.44	2.15
4 1/2	4.50	114.3	19.69	500.1	1.55	2.30

Available Materials

Prefix	Chain Material	Standard Pin Material	Temperature						Chain Strength		FDA Approval
			Fahrenheit			Celsius			lbs	N	
			min	max dry	max wet	min	max dry	max wet			
Standard Materials											
HP™	High Performance	Stainless Steel	-40	180	150	-40	82	66	425	1,890	Yes
Made-to-Order Materials											
WX	Green Abrasion Resistant Polyamide	Stainless Steel	-40	220	NR	-40	104	NR	425	1,890	No

Regulatory Information

The Food and Drug Administration (FDA) accepts certain materials for direct food contact. FDA approved material is compliant to FDA 21 CFR § 177.

Rexnord, TableTop, and HP are trademarks of Rexnord Corporation. All rights reserved.

U.S. Patents: 5678682, EP0700843

Additional Notes

MTO (Made-to-Order) products are non-returnable. Minimum order quantity and additional setup charges may also apply.

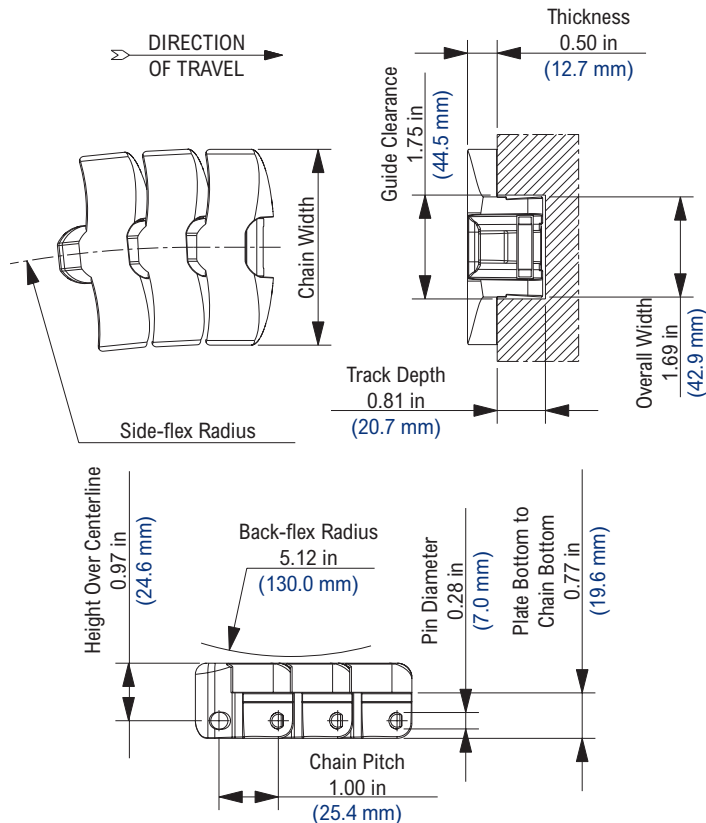

Stocked in 120 pitch, 10 ft (3.048 m) length strands.

Must be used with TAB corner tracks for side-flexing applications.

Chain strength is listed at room temperature. NR = Not Recommended.

For additional material information, see material portfolio.

FTLPC®1055



Chain Information

desc	Chain Width		Min. Side-flex Radius		Approximate Weight	
	in	mm	in	mm	lbs/ft	kg/m
3 1/4	3.25	82.6	18.00	457.2	1.45	2.16
84MM	3.31	84.0	19.69	500.1	1.45	2.16
4 1/2	4.50	114.3	24.00	609.6	1.68	2.50
7 1/2	7.50	190.5	24.00	609.6	2.31	3.44

Available Materials

Prefix	Chain Material	Standard Pin Material	Temperature						Chain Strength		FDA Approval
			Fahrenheit			Celsius			lbs	N	
			min	max	wet	min	max	wet			
Standard Materials											
HP™	High Performance	Stainless Steel	-40	180	150	-40	82	66	425	1,890	Yes
Made-to-Order Materials											
P	Chemical Resistant	Stainless Steel	0	180	140	-18	82	60	340	1,512	Yes
PS®	Platinum Series®	Stainless Steel	-40	180	150	-40	82	66	425	1,890	Yes
WX	Green Abrasion Resistant Polyamide	Stainless Steel	-40	220	NR	-40	104	NR	425	1,890	No

Regulatory Information

The Food and Drug Administration (FDA) accepts certain materials for direct food contact. FDA approved material is compliant to FDA 21 CFR § 177.

Rexnord, TableTop, Platinum Series, HP, PS and LPC are trademarks of Rexnord Corporation.

All rights reserved.

U.S. Patents: 5678682, EP0700843, 5176247

Additional Notes

MTO (Made-to-Order) products are non-returnable. Minimum order quantity and additional setup charges may also apply.

Stocked in 120 pitch, 10 ft (3.048 m) length strands.

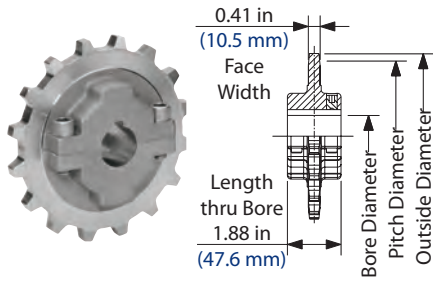
Must be used with LPC® corner tracks for side-flexing applications. Rexnord® curves are recommended for use with these chains because they have the proper profile to maintain chain hold-down.

Low Pin Centerline (LPC®) chain is retained in the corners without the use of bevels, TAB's or magnets, and can be lifted vertically out of the corners for cleaning and/or maintenance.

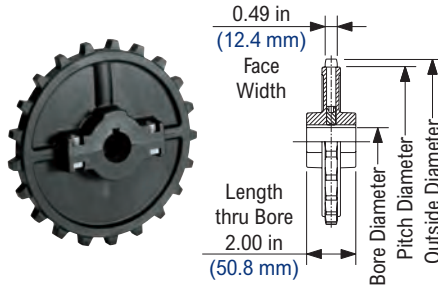
Chain strength is listed at room temperature. NR = Not Recommended.

For additional material information, see material portfolio.

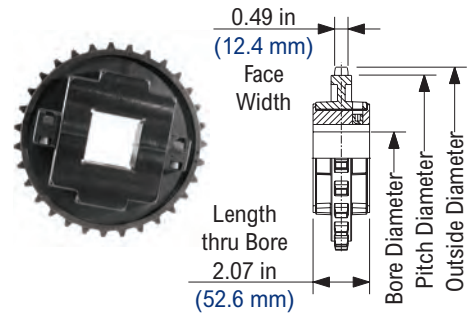
SSS7700 Stainless Steel Split Sprocket



NS7700 Thermoplastic Split Sprocket



NS7700 Thermoplastic Split Sprocket with Adapter



SSS7700 Stainless Steel Split Sprocket Information

Number Of Teeth	Pitch Diameter	Outside Diameter	Bore Diameter (Shaft-Ready)											Bore Diameter (Round)				Approximate Weight			
			Round						Square					in		mm					
			in		mm		in		mm		in		mm		min	max	min			max	
actual	effect	in	mm	in	mm	min	max	min	max	min	max	min	max	min	max	min	max	min	max	lbs	kg
16	16	5.126	130.20	5.14	130.6	1	1 1/2	25	40	1	1	25	25	1	2	25	50	3.50	1.59		
18	18	5.759	146.28	5.78	146.8	1	1 1/2	25	40	1	1	25	25	1	2	25	50	5.00	2.27		
21*	21	6.710	170.43	6.72	170.7	1	2 1/2	25	60	1	3 1/2*	25	90*	1	3 1/2	25	60	6.00	2.72		

Shaft-ready round bore sprockets are shipped with keyway and no setscrew.

* The 3-1/2 in and 90 mm bores for the 27 tooth square bore sprocket and all round bore sprockets above 1-1/2 in (40 mm) are supplied as machined bores. All other bores are supplied with split bore adapters.

NS7700 Thermoplastic Split Sprocket Information

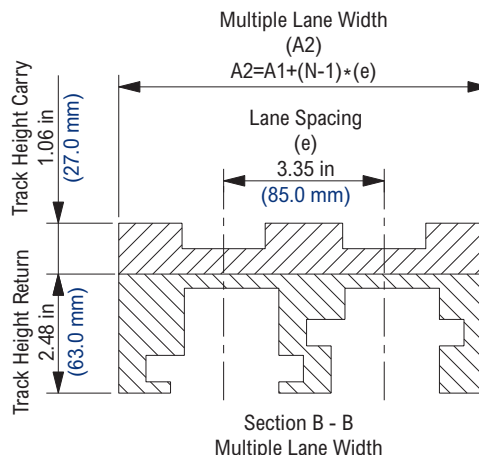
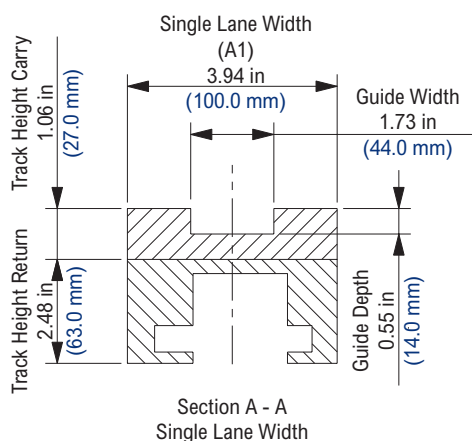
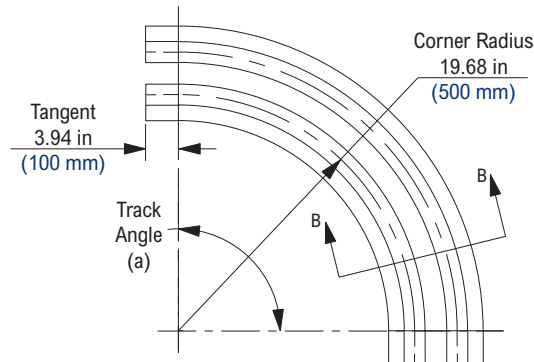
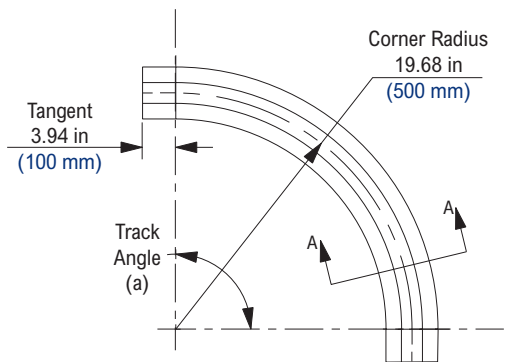
Number Of Teeth	Pitch Diameter	Outside Diameter	Bore Diameter (Shaft-Ready)										Bore Diameter (Idler)				Approximate Weight				
			Round					Square					in		mm						
			in		mm		in		mm		in		mm		min	max			min	max	
actual	effect	in	mm	in	mm	min	max	min	max	min	max	min	max	min	max	min	max	min	max	lbs	kg
16	16	5.126	130.20	5.14	130.6	1	1 5/8	25	40	-	-	-	-	1	1 5/8	25	40	0.73	0.33		
18	18	5.759	146.28	5.78	146.8	1	1 5/8	25	40	-	-	-	-	1	1 5/8	25	40	0.84	0.38		
21	21	6.710	170.43	6.72	170.7	1	1 5/8	25	40	3 1/2	3 1/2	90	90	1	1 5/8	25	40	0.97	0.44		
31	31	9.885	251.08	9.93	252.2	2	4 1/2	50	120	2	4 1/2	50	120	2	4 1/2	50	120	3.72	1.69		

Imperial shaft-ready round bore sprockets are shipped with keyway and setscrew. Metric shaft-ready round bore sprockets are shipped with keyway and no setscrew. Idler bores are designed to spin freely on the shaft.

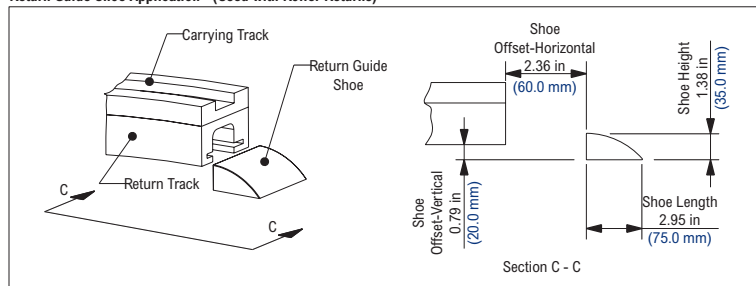
NS7700 Thermoplastic Split Sprocket with Adapter Information

Number Of Teeth	Pitch Diameter	Outside Diameter	Bore Diameter (Shaft-Ready)										Bore Diameter (Idler)				Approximate Weight				
			Round					Square					in		mm						
			in		mm		in		mm		in		mm		min	max			min	max	
actual	effect	in	mm	in	mm	min	max	min	max	min	max	min	max	min	max	min	max	min	max	lbs	kg
21	21	6.710	170.43	6.72	170.7	1	2 1/2	25	65	1	3	25	75	1	3	25	75	0.97	0.44		
31	31	9.885	251.08	9.93	252.2	1	1 15/16	25	45	1	1 3/4	25	45	1	1 15/16	25	45	3.72	1.69		

Imperial shaft-ready round bore sprockets are shipped with keyway and setscrew. Metric shaft-ready round bore sprockets are shipped with keyway and no setscrew. Idler bores are designed to spin freely on the shaft. Standard adapter is UHMWPE.



Return Guide Shoe Application - (Used with Roller Returns)



Also available with non marking tubular corner return. Contact Application Engineering for additional information (262.376.4800)

1055 K84mm Magnetflex® Corner Tracks

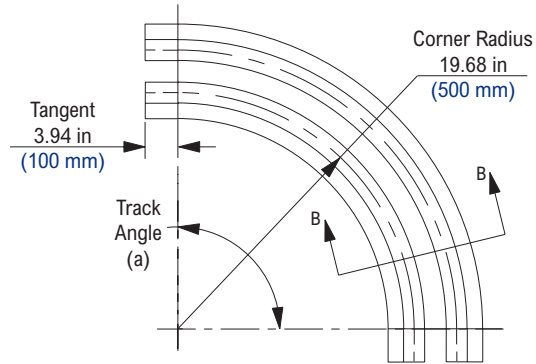
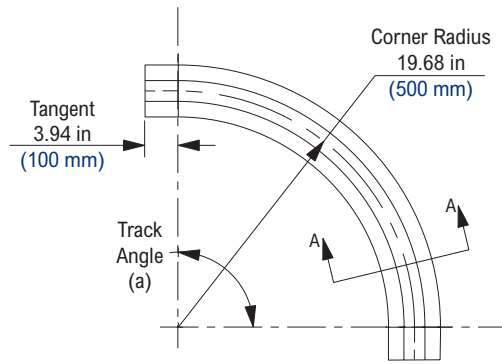
Corner Track Number	Multiple Lane Width (A2)		Track Angle (a)	Number of Lanes (N)	Corner Track Number	Multiple Lane Width (A2)		Track Angle (a)	Number of Lanes (N)	Corner Track Number	Multiple Lane Width (A2)		Track Angle (a)	Number of Lanes (N)	Approximate Weight	
	in	mm				in	mm				in	mm			lbs	kg
614.02.16	-	-	15 °	1	614.02.46	-	-	45 °	1	614.02.76	-	-	75 °	1	17.10	7.76
614.02.17	7.28	185.0		2	614.02.47	7.28	185.0		2	614.02.77	7.28	185.0		2	34.30	15.56
614.02.18	10.63	270.0		3	614.02.48	10.63	270.0		3	614.02.78	10.63	270.0		3	50.20	22.77
614.02.19	13.98	355.0		4	614.02.49	13.98	355.0		4	614.02.79	13.98	355.0		4	66.00	29.94
614.02.20	17.32	440.0		5	614.02.50	17.32	440.0		5	614.02.80	17.32	440.0		5	81.80	37.10
614.02.21	20.67	525.0		6	614.02.51	20.67	525.0		6	614.02.81	20.67	525.0		6	97.60	44.27
614.02.31	-	-	30 °	1	614.02.61	-	-	60 °	1	614.02.01	-	-	90 °	1	20.10	9.12
614.02.32	7.28	185.0		2	614.02.62	7.28	185.0		2	614.02.02	7.28	185.0		2	40.70	18.46
614.02.33	10.63	270.0		3	614.02.63	10.63	270.0		3	614.02.03	10.63	270.0		3	59.50	26.99
614.02.34	13.98	355.0		4	614.02.64	13.98	355.0		4	614.02.04	13.98	355.0		4	78.20	35.47
614.02.35	17.32	440.0		5	614.02.65	17.32	440.0		5	614.02.05	17.32	440.0		5	96.90	43.95
614.02.36	20.67	525.0		6	614.02.66	20.67	525.0		6	614.02.06	20.67	525.0		6	115.60	52.44

Corner track kit supplied as one carry, one return, and one guide shoe.

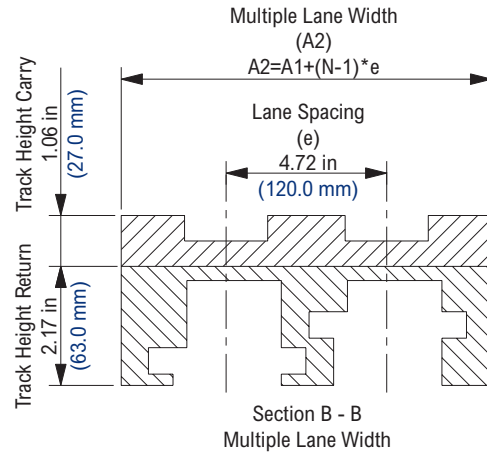
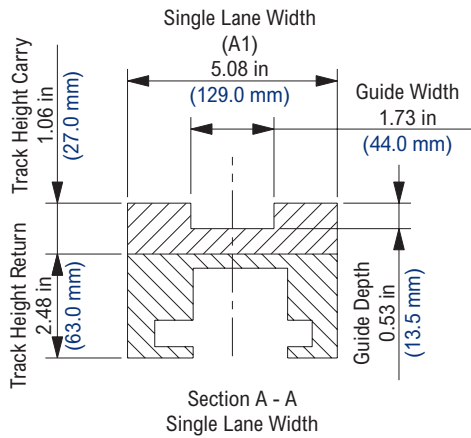
All Magnetflex® corner tracks are Combi-A (high grade polyethylene) and are available on a made-to-order basis.

For FTM 1055 K330 chains only. Do not use with 1055TAB or LPC®1055 chains.


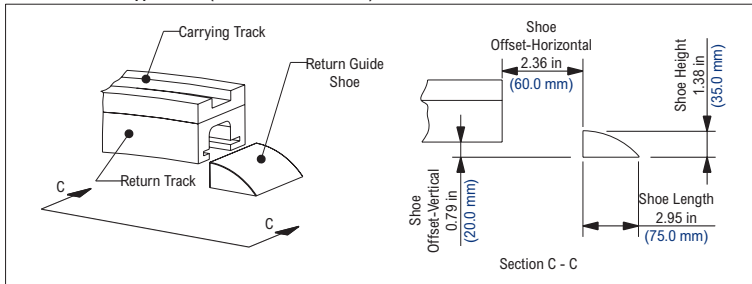
U.S. Patents: 5199551



Multiple Lane Width
(A2)
 $A2=A1+(N-1)*e$



Return Guide Shoe Application - (Used with Roller Returns)



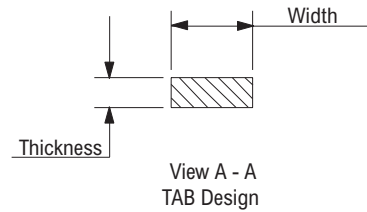
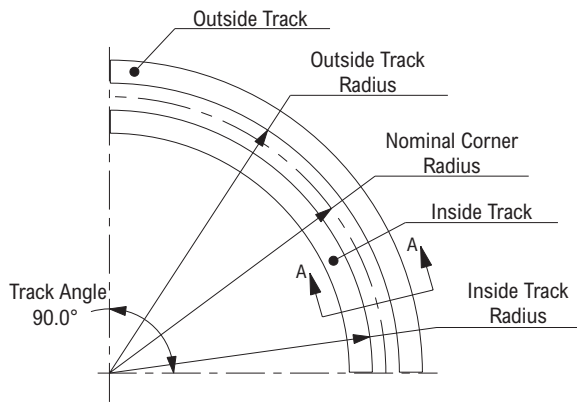
Also available with non marking tubular corner return. Contact Application Engineering for additional information (262.376.4800)

1055 K4-1/2 Magnetflex® Corner Tracks

Corner Track Number	Multiple Lane Width (A2)		Track Angle (a)	Number of Lanes (N)	Corner Track Number	Multiple Lane Width (A2)		Track Angle (a)	Number of Lanes (N)	Corner Track Number	Multiple Lane Width (A2)		Track Angle (a)	Number of Lanes (N)	Approximate Weight	
	in	mm				in	mm				in	mm			lbs	kg
614.08.16	-	-	15°	1	614.08.46	-	-	45°	1	614.08.76	-	-	75°	1	21.60	9.80
614.08.17	9.80	249.0		2	614.08.47	9.80	249.0		2	614.08.77	9.80	249.0		2	45.60	20.68
614.08.18	14.53	369.0		3	614.08.48	14.53	369.0		3	614.08.78	14.53	369.0		3	57.60	26.13
614.08.19	19.25	489.0		4	614.08.49	19.25	489.0		4	614.08.79	19.25	489.0		4	90.90	41.23
614.08.31	-	-	30°	1	614.08.61	-	-	60°	1	614.08.01	-	-	90°	1	25.90	11.75
614.08.32	9.80	249.0		2	614.08.62	9.80	249.0		2	614.08.02	9.80	249.0		2	54.80	24.86
614.08.33	14.53	369.0		3	614.08.63	14.53	369.0		3	614.08.03	14.53	369.0		3	81.20	36.83
614.08.34	19.25	489.0		4	614.08.64	19.25	489.0		4	614.08.04	19.25	489.0		4	107.70	48.85

Corner track kit supplied as one carry, one return, and one guide shoe.
All Magnetflex® corner tracks are Combi-A (high grade polyethylene) and are available on a made-to-order basis.
For FTM 1055 K450 chains only. Do not use with 1055TAB or LPC®1055 chains.

More than 4 tracks available on request.
U.S. Patents: 5199551

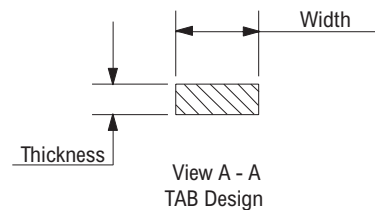
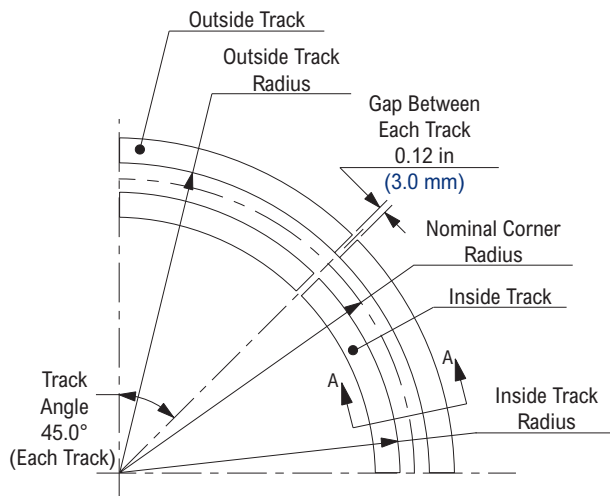


Corner Track (Two Piece)

Corner Track Kit Number	Part Number	Accommodates Top Plate Width		Nominal Corner Radius		Inside Track Radius		Outside Track Radius		Thickness		Width		Material	Color	Approximate Corner Track Kit Weight	
		in	mm	in	mm	in	mm	in	mm	in	mm	in	mm			lbs	kg
TAB Design																	
N18R3	10178062	3 1/4	82.55	18.0	457	17.1	434	18.9	480	0.40	10.2	1.50	38.1	Nylatron®	Black	1.28	0.58
N24R3	10178904	All	All	24.0	610	23.1	587	24.9	632	0.40	10.2	1.50	38.1	Nylatron®	Black	1.71	0.78
ULF18R3	10400636	All	All	24.0	610	23.1	587	24.9	632	0.40	10.2	1.50	38.1	ULF	Brown/Red	1.06	0.48
U18R3	10178064	3 1/4	82.55	18.0	457	17.1	434	18.9	480	0.40	10.2	1.50	38.1	UHMWPE	White	1.28	0.58
U24R3	10178909	All	All	24.0	610	23.1	587	24.9	632	0.40	10.2	1.50	38.1	UHMWPE	White	1.71	0.78
ULF24R3	10400637	All	All	24.0	610	23.1	587	24.9	632	0.40	10.2	1.50	38.1	ULF	Brown/Red	1.41	0.64

Corner track kit supplied as one 90° inside and one 90° outside track, which can be used as either carry or return.

Nylatron® is a registered trademark of Quadrant Engineering Plastics Products.

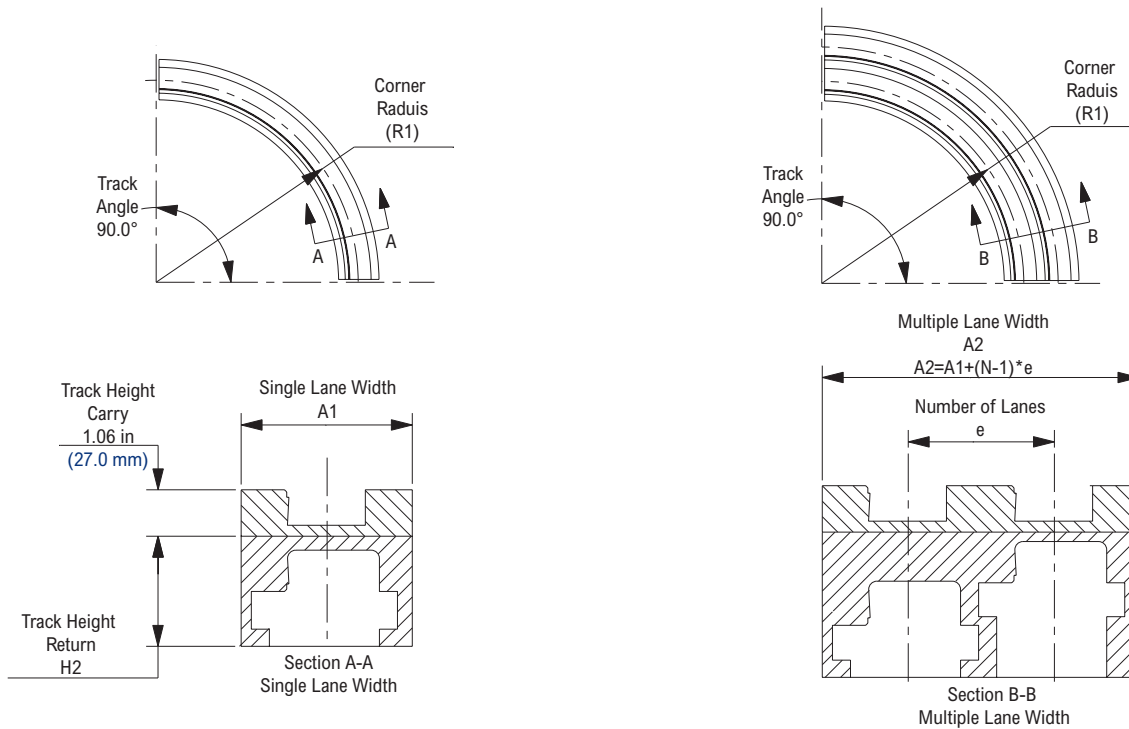


Corner Track (Four Piece)

Corner Track Kit Number	Part Number	Accommodates Top Plate Width		Nominal Corner Radius		Inside Track Radius		Outside Track Radius		Thickness		Width		Material	Color	Approximate Corner Track Kit Weight	
		in	mm	in	mm	in	mm	in	mm	in	mm	in	mm			lbs	kg
TAB Design																	
N30R3	10178067	All	All	30.0	762	29.2	742	30.8	782	0.40	10.2	1.50	38.1	Nylatron®	Black	2.13	0.97
U30R3	10178911	All	All	30.0	762	29.2	742	30.8	782	0.40	10.2	1.50	38.1	UHMWPE	White	2.13	0.97
ULF30R3	10400638	All	All	30.0	762	29.2	742	30.8	782	0.40	10.2	1.50	38.1	ULF	Brown/Red	1.76	0.80

Corner track kit supplied as two 45° inside and two 45° outside track, which can be used as either carry or return.

Nylatron® is a registered trademark of Quadrant Engineering Plastics Products.



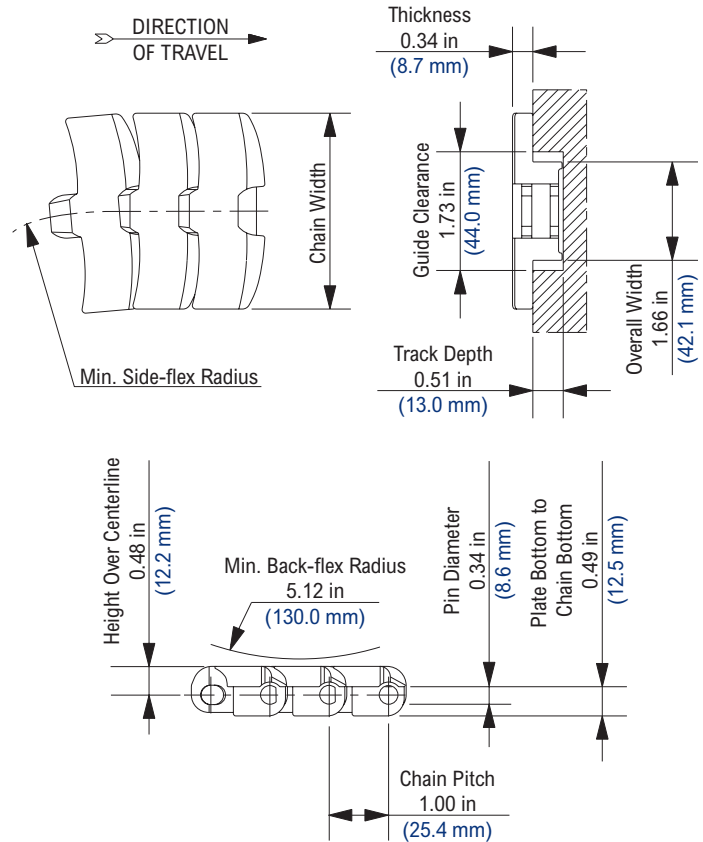

LPC®1055 Corner Tracks

Corner Track Kit Number	Carry Part Number	Return Part Number	Chain Width		Corner Radius (R1)		Single Lane Width (A1)		Multiple Lane Width (A2)		Lane Spacing (e)		Track Height Return (H2)		Number of Lanes (N)	Approximate Corner Track Kit Weight	
			in	mm	in	mm	in	mm	in	mm	in	mm	in	mm		lbs	kg
UHMWPE (black)																	
KLU813457-1	114-1674-6	114-4361-2	3 1/4	82.6	18.0	457	3.94	100.1	-	-	-	-	2.25	57.2	1	6.20	2.81
KLU813457-2	114-1674-73	114-4366-4					7.24	183.9	3.30	83.8	3.00	76.2	2	15.30	6.94		
KLU813457-3	114-1674-74	114-4366-5					10.54	267.7					3	25.20	11.43		
KLU813457-4	114-1674-75	114-4366-6					13.85	351.8	4	35.50	16.10						
KLU813610-1	114-1674-7	114-4361-3	4 1/2	114.3	24.0	610	3.94	100.1	-	-	-	-	2.25	57.2	1	8.30	3.76
KLU813610-2	114-1674-51	114-4366-1					7.24	183.9	3.30	83.8	3.00	76.2	2	20.10	9.12		
KLU813610-3	114-1674-52	114-4366-2					10.54	267.7					3	32.70	14.83		
KLU813610-4	114-1674-53	114-4366-3					13.85	351.8	4	45.60	20.68						
KLU814500-1	114-1674-1	114-4361-1	3.31	84.1	19.7	500	3.94	100.1	-	-	-	-	2.25	57.2	1	6.80	3.08
KLU814500-2	114-1674-2	114-4367-4					7.28	184.9	3.35	85.1	3.00	76.2	2	16.80	7.62		
KLU814500-3	114-1674-3	114-4367-5					14.42	366.3					3	27.60	12.52		
KLU814500-4	114-1674-4	114-4367-6					18.97	481.8	4	38.80	17.60						
KLU818610-1	114-1674-65	114-4363-1	7 1/2	190.5	24.0	610	5.31	134.9	-	-	-	-	2.25	57.2	1	12.80	5.81
KLU818610-2	114-1674-57	114-4368-1					9.87	250.7	4.55	115.6	3.00	76.2	2	31.90	14.47		
KLU818610-3	114-1674-58	114-4368-2					14.42	366.3					3	52.20	23.68		
KLU818610-4	114-1674-59	114-4368-3					18.97	481.8	4	73.30	33.25						
KLU830610-1	114-1674-48	114-4343-1	7 1/2	190.5	24.0	610	8.43	214.1	-	-	-	-	2.25	57.2	1	22.60	10.25
KLU830610-2	114-1674-60	114-4369-1					-	-	15.98	405.9	7.55	191.8	3.00	76.2	2	60.20	27.31
Nylatron® (gray/black)																	
KLN813457-1	114-1674-61	114-4361-2	3 1/4	82.6	18.0	457	3.94	100.1	-	-	-	-	2.25	57.2	1	6.80	3.08
KLN813457-2	114-1674-81	114-4366-4					7.24	183.9	3.30	83.8	3.00	76.2	2	16.50	7.48		
KLN813457-3	114-1674-82	114-4366-5					10.54	267.7					3	27.00	12.25		
KLN813457-4	114-1674-83	114-4366-6					13.85	351.8	4	38.00	17.24						
KLN813610-1	114-1674-26	114-4361-3	4 1/2	114.3	24.0	610	3.94	100.1	-	-	-	-	2.25	57.2	1	9.10	4.13
KLN813610-2	114-1674-84	114-4366-1					7.24	183.9	3.30	83.8	3.00	76.2	2	21.60	9.80		
KLN813610-3	114-1674-85	114-4366-2					10.54	267.7					3	35.00	15.88		
KLN813610-4	114-1674-86	114-4366-3					13.85	351.8	4	48.80	22.14						
KLN814500-1	114-1674-62	114-4361-1	3.31	84.1	19.7	500	3.94	100.1	-	-	-	-	2.25	57.2	1	7.50	3.40
KLN814500-2	114-1674-87	114-4367-4					7.28	184.9	3.35	85.1	3.00	76.2	2	18.10	8.21		
KLN814500-3	114-1674-88	114-4367-5					14.42	366.3					3	29.60	13.43		
KLN814500-4	114-1674-89	114-4367-6					18.97	481.8	4	41.50	18.82						
KLN818610-1	114-1674-63	114-4363-1	7 1/2	190.5	24.0	610	5.31	134.9	-	-	-	-	2.25	57.2	1	14.00	6.35
KLN818610-2	114-1674-93	114-4368-1					9.87	250.7	4.55	115.6	3.00	76.2	2	34.30	15.56		
KLN818610-3	114-1674-94	114-4368-2					14.42	366.3					3	56.00	25.40		
KLN818610-4	114-1674-95	114-4368-3					18.97	481.8	4	78.70	35.70						
KLN830610-1	114-1674-64	114-4343-1	7 1/2	190.5	24.0	610	8.43	214.1	-	-	-	-	2.25	57.2	1	24.80	11.25
KLN830610-2	114-1674-97	114-4369-1					-	-	15.98	405.9	7.55	191.8	3.00	76.2	2	65.00	29.48

Corner track kit supplied as one carry and one return.
 All Nylatron® corner track kits consist of one Nylatron® carry and one UHMWPE return.
 All LPC® corner track kits are available on a made-to-order basis.
 All LPC® 1055 UHMWPE corner tracks are black. All Nylatron® corner tracks are gray/black.

For LPC® 1055 chains only. Do not use with 1055 Magnetflex® or 1055 TAB chains.

FTM1060



Chain Information

Chain Width			Min. Side-flex Radius		Approximate Weight	
desc	in	mm	in	mm	lbs/ft	kg/m
84 MM	3.31	84.0	19.69	500.1	1.12	1.67

Available Materials

Prefix	Chain Material	Standard Pin Material	Temperature						Chain Strength		FDA Approval
			Fahrenheit			Celsius			lbs	N	
			min	max dry	max wet	min	max dry	max wet			
Standard Materials											
HP™	High Performance	Stainless Steel	-40	180	150	-40	82	66	425	1,890	Yes
Made-to-Order Materials											
PS®	Platinum Series®	Stainless Steel	-40	180	150	-40	82	66	425	1,890	Yes
WX	Green Abrasion Resistant Polyamide	Stainless Steel	-40	220	NR	-40	140	NR	425	1,890	No

Regulatory Information

The Food and Drug Administration (FDA) accepts certain materials for direct food contact. FDA approved material is compliant to FDA 21 CFR § 177. Rexnord, TableTop, Platinum Series, HP, PS and Magnetflex are trademarks of Rexnord Corporation. All rights reserved. U.S. Patents: 5678682, EP0700843

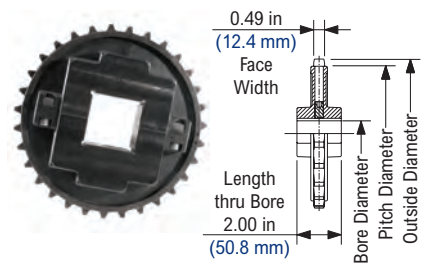
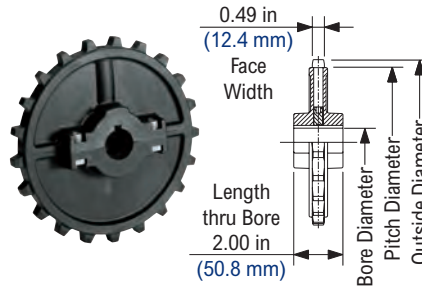
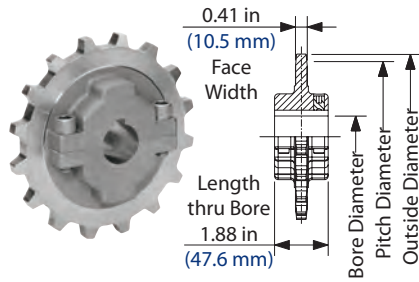
Additional Notes

MTO (Made-to-Order) products are non-returnable. Minimum order quantity and additional setup charges may also apply. Stocked in 120 pitch, 10 ft (3.048 m) length strands. Must be used with Magnetflex® corner tracks for side-flexing applications. Chain strength is listed at room temperature. NR = Not Recommended. For additional material information, see material portfolio.

SSS7700 Stainless Steel Split Sprocket

NS7700 Thermoplastic Split Sprocket

NS7700 Thermoplastic Split Sprocket with Adapter



SSS7700 Stainless Steel Split Sprocket Information

Number Of Teeth	Pitch Diameter	Outside Diameter	Bore Diameter (Shaft-Ready)											Bore Diameter (Round)				Approximate Weight	
			Round						Square					in		mm			
			in		mm		in		mm		in		mm		in		mm		
actual	effect	in	mm	in	mm	min	max	min	max	min	max	min	max	min	max	min	max	lbs	kg
16	16	5.126	130.20	5.14	130.6	1	1 1/2	25	40	1	1	25	25	1	2	25	50	3.50	1.59
18	18	5.759	146.28	5.78	146.8	1	1 1/2	25	40	1	1	25	25	1	2	25	50	5.00	2.27
21*	21	6.710	170.43	6.72	170.7	1	2 1/2	25	60	1	3 1/2*	25	90*	1	3 1/2	25	60	6.00	2.72

Shaft-ready round bore sprockets are shipped with keyway and no setscrew.

* The 3-1/2 in and 90 mm bores for the 27 tooth square bore sprocket and all round bore sprockets above 1-1/2 in (40 mm) are supplied as machined bores. All other bores are supplied with split bore adapters.

NS7700 Thermoplastic Split Sprocket Information

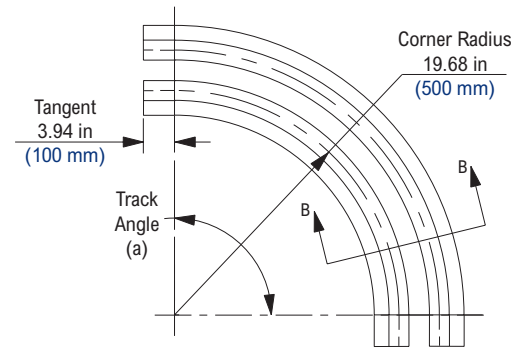
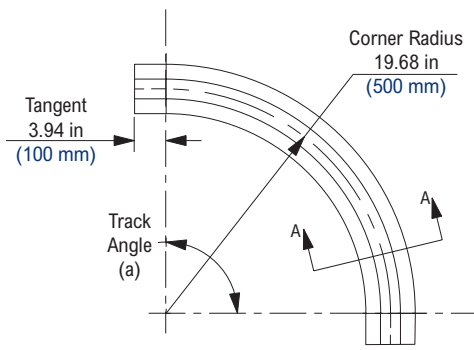
Number Of Teeth	Pitch Diameter	Outside Diameter	Bore Diameter (Shaft-Ready)											Bore Diameter (Idler)				Approximate Weight	
			Round						Square					in		mm			
			in		mm		in		mm		in		mm		in		mm		
actual	effect	in	mm	in	mm	min	max	min	max	min	max	min	max	min	max	min	max	lbs	kg
16	16	5.126	130.20	5.14	130.6	1	1 5/8	25	40	-	-	-	-	1	1 5/8	25	40	0.73	0.33
18	18	5.759	146.28	5.78	146.8	1	1 5/8	25	40	-	-	-	-	1	1 5/8	25	40	0.84	0.38
21	21	6.710	170.43	6.72	170.7	1	1 5/8	25	40	3 1/2	3 1/2	90	90	1	1 5/8	25	40	0.97	0.44
31	31	9.885	251.08	9.93	252.2	2	4 1/2	50	120	2	4 1/2	50	120	2	4 1/2	50	120	3.72	1.69

Imperial shaft-ready round bore sprockets are shipped with keyway and setscrew. Metric shaft-ready round bore sprockets are shipped with keyway and no setscrew. Idler bores are designed to spin freely on the shaft. * The 3-1/2 in and 90 mm square bore are supplied with bore adapters. 1-1/2 in and 40 mm round bore are supplied with bore adapters.

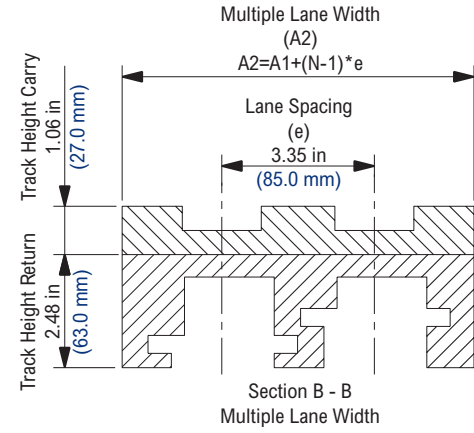
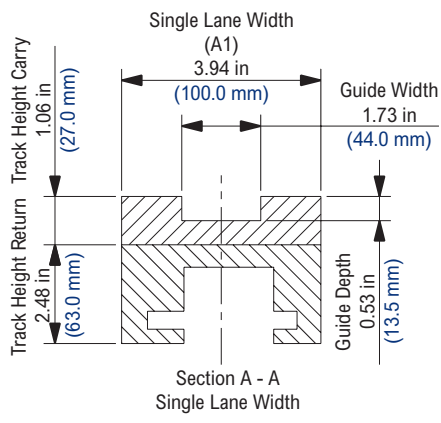
NS7700 Thermoplastic Split Sprocket with Adapter Information

Number Of Teeth	Pitch Diameter	Outside Diameter	Bore Diameter (Shaft-Ready)											Bore Diameter (Idler)				Approximate Weight	
			Round						Square					in		mm			
			in		mm		in		mm		in		mm		in		mm		
actual	effect	in	mm	in	mm	min	max	min	max	min	max	min	max	min	max	min	max	lbs	kg
21	21	6.710	170.43	6.72	170.7	1 11/16	2 1/2	25	65	1	3	25	75	1 11/16	3	25	75	0.97	0.44
31	31	9.885	251.08	9.93	252.2	1	1 15/16	25	45	1	1 1/2	25	40	1	1 15/16	25	40	3.72	1.69

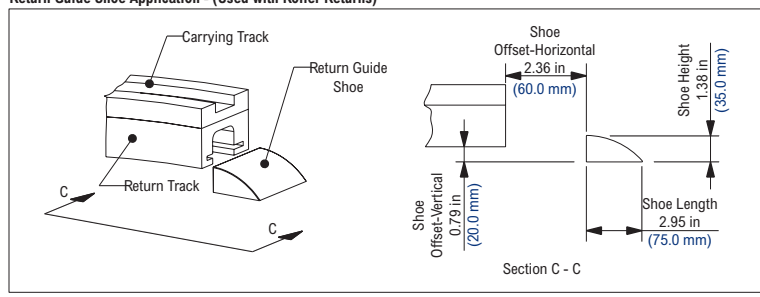
Imperial shaft-ready round bore sprockets are shipped with keyway and setscrew. Metric shaft-ready round bore sprockets are shipped with keyway and no setscrew. Idler bores are designed to spin freely on the shaft. * The 3-1/2 in and 90 mm square bore are supplied with bore adapters. 1-1/2 in and 40 mm round bore are supplied with bore adapters.



Multiple Lane Width (A2)
 $A2 = A1 + (N-1) * e$



Return Guide Shoe Application - (Used with Roller Returns)



Also available with non marking tubular corner return. Contact Application Engineering for additional information (262.376.4800)

1050 / 1060 K84mm Magnetflex® Corner Tracks

Corner Track Number	Multiple Lane Width (A2)		Track Angle (a)	Number of Lanes (N)	Corner Track Number	Multiple Lane Width (A2)		Track Angle (a)	Number of Lanes (N)	Corner Track Number	Multiple Lane Width (A2)		Track Angle (a)	Number of Lanes (N)	Approximate Weight	
	in	mm				in	mm				in	mm			lbs	kg
604.14.01	-	-	90°	1	604.14.31	-	-	30°	1	604.14.61	-	-	60°	1	12.60	5.72
604.14.02	7.28	185.0		2	604.14.32	7.28	185.0		2	604.14.62	7.28	185.0		2	26.50	12.02
604.14.03	10.63	270.0		3	604.14.33	10.63	270.0		3	604.14.63	10.63	270.0		3	38.80	17.60
604.14.04	13.98	355.0		4	604.14.34	13.98	355.0		4	604.14.64	13.98	355.0		4	51.20	23.22
604.14.05	17.32	440.0		5	604.14.35	17.32	440.0		5	604.14.65	17.32	440.0		5	63.50	28.80
604.14.06	20.67	525.0		6	604.14.36	20.67	525.0		6	604.14.66	20.67	525.0		6	75.80	34.38
604.14.16	-	-	15°	1	604.14.46	-	-	45°	1	604.14.76	-	-	75°	1	17.10	7.76
604.14.17	7.28	185.0		2	604.14.47	7.28	185.0		2	604.14.77	7.28	185.0		2	34.30	15.56
604.14.18	10.63	270.0		3	604.14.48	10.63	270.0		3	604.14.78	10.63	270.0		3	50.20	22.77
604.14.19	13.98	355.0		4	604.14.49	13.98	355.0		4	604.14.79	13.98	355.0		4	66.00	29.94
604.14.20	17.32	440.0		5	604.14.50	17.32	440.0		5	604.14.80	17.32	440.0		5	81.80	37.10
604.14.21	20.67	525.0		6	604.14.51	20.67	525.0		6	604.14.81	20.67	525.0		6	97.60	44.27

Corner track kit supplied as one carry, one return, and one guide shoe.
 All Magnetflex® corner tracks are Combi-A (high grade polyethylene) and are available on a made-to-order basis.

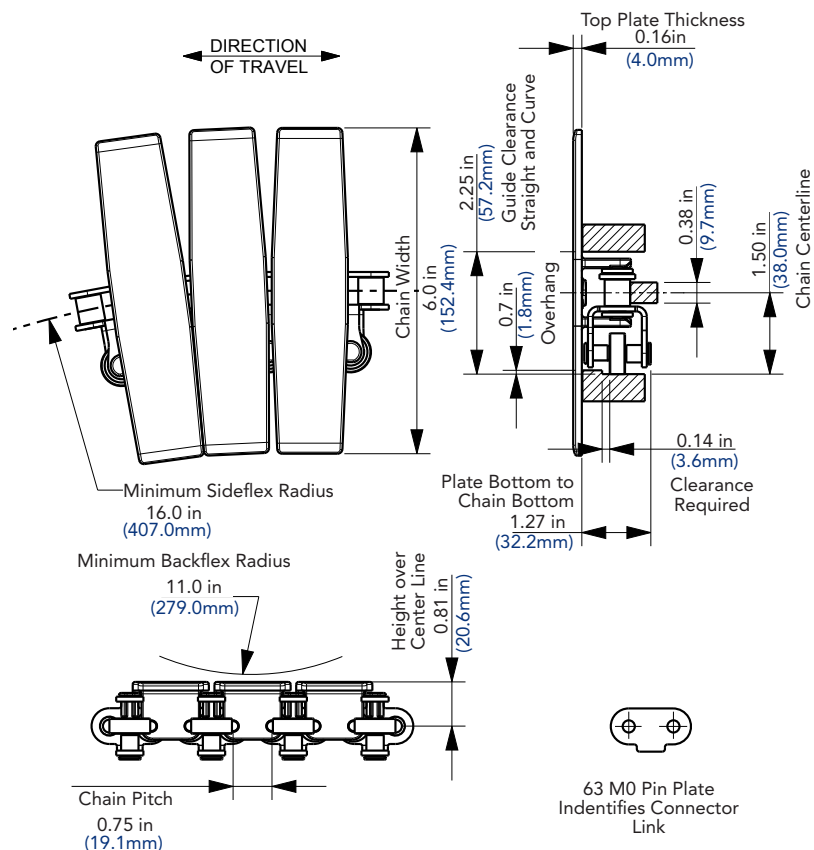
For FGM1050 K330 and FTM1060 K330 chains only. Do not use with 1050TAB or LPC®1050 chains.
 U.S. Patents: 5199551

1673 SpiralTop® (Single-bearing)



Chain Information

desc	Chain Width		Min. Side-flex Radius		Approximate Weight	
	in	mm	in	mm	lbs/ft	kg/m
6	6.00	152.4	16.00	457.2	1.72	2.56



Available Material

Prefix	Top Plate Material	Base Chain Material	Temperature						Chain Strength		FDA Approval
			Fahrenheit			Celsius					
			min	max		min	max		lbs	N	
				dry	wet		dry	wet			
HP™	High Performance	HiPro Carbon Steel	-40	180	150	-40	82	66	780	3,470	No

Regulatory Information

Rexnord, TableTop, and HP are trademarks of Rexnord.
All rights reserved.

Additional Notes

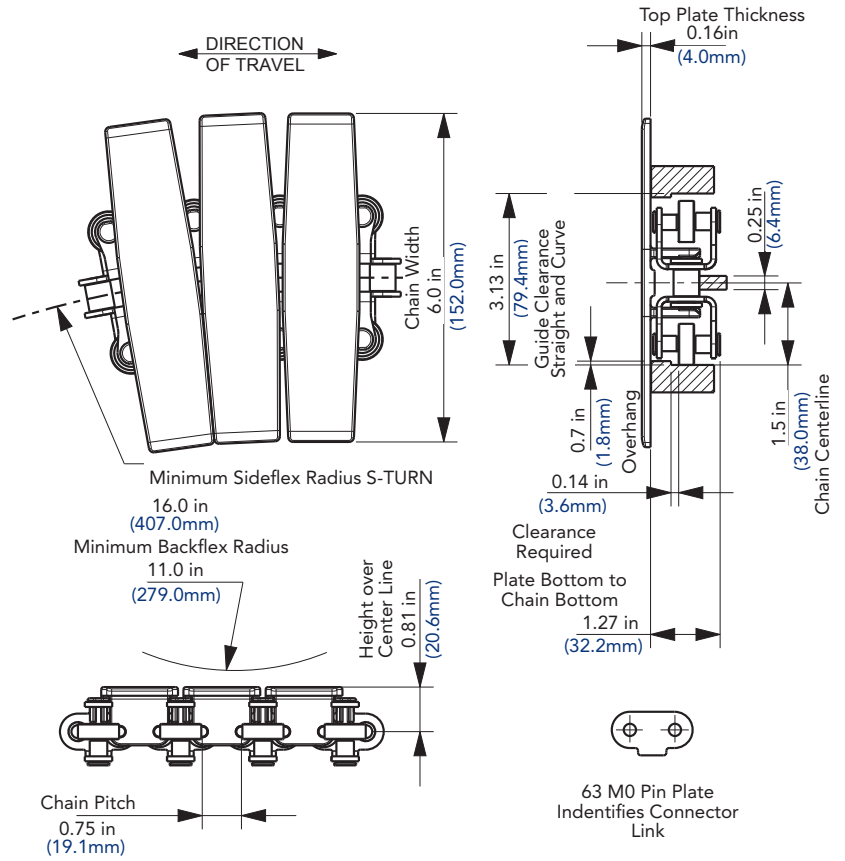
Stocked in 160 pitch, 10 ft (3.048 m) length strands.
Chain runs on ANSI No. 60 sprockets.
Chain breakers available.
Chain strength is listed at room temperature. NR = Not Recommended.
For additional material information, see material portfolio.

1673 SpiralTop® (Double-bearing)



Chain Information

desc	Chain Width		Min. Side-flex Radius		Approximate Weight	
	in	mm	in	mm	lbs/ft	kg/m
6	6.00	152.4	16.00	407.2	1.72	2.56



Available Material

Prefix	Top Plate Material	Base Chain Material	Temperature						Chain Strength		FDA Approval
			Fahrenheit			Celsius					
			min	max		min	max		lbs	N	
				dry	wet		dry	wet			
HP™	High Performance	HiPro Carbon Steel	-40	180	150	-40	82	66	780	3,470	No

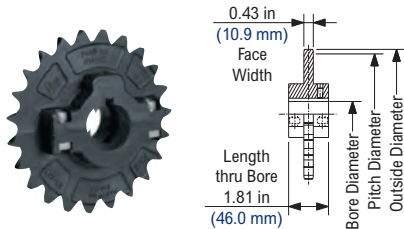
Regulatory Information

The Food and Drug Administration (FDA) accepts certain materials for direct food contact. FDA approved material is compliant to FDA 21 CFR § 177. Rexnord, TableTop and HP are trademarks of Rexnord. All rights reserved.

Additional Notes

Stocked in 160 pitch, 10 ft (3.048 m) length strands.
 Chain runs on ANSI No. 60 sprockets.
 Chain breakers available.
 Chain strength is listed at room temperature. NR = Not Recommended.
 For additional material information, see material portfolio.

NS63 Thermoplastic Split Sprocket



NS63 Thermoplastic Split Sprocket Information

Number Of Teeth		Pitch Diameter		Outside Diameter		Bore Diameter (Shaft-Ready)								Bore Diameter (Idler)				Approximate Weight			
						Round				Square				in		mm					
						in	mm	min	max	min	max	min	max	min	max	min	max			min	max
actual	effect	in	mm	in	mm	min	max	min	max	min	max	min	max	min	max	min	max	min	max	lbs	kg
23	11 1/2	5.508	139.90	5.91	150.1	1	1 5/8	30	40	-	-	-	-	1	1 5/8	30	40	0.75	0.34		

Shaft-ready round bore sprockets are shipped with keyway and setscrews. Metric shaft-ready round bore sprockets are shipped with metric hardware but without setscrews. Idler bores are designed to spin freely on the shaft without keyway or setscrews.

Lined writing area consisting of 40 horizontal lines.

www.rexnord.com

Please contact FlatTop Application Engineering at 262-376-4800 for assistance with product selection.




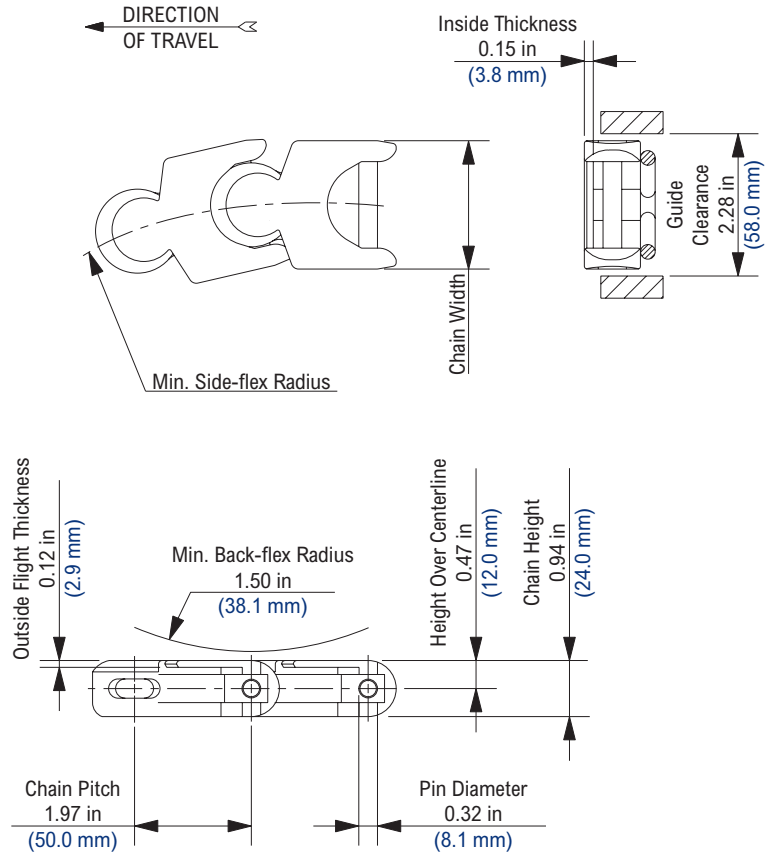


Photo shows 1700 TableTop® Chain molded in Low Friction (LF) material.



Chain Information

desc	Chain Width		Min. Side-flex Radius		Approximate Weight	
	in	mm	in	mm	lbs/ft	kg/m
N/A	2.17	55.0	5.75	146.1	0.85	1.27

Available Materials

Prefix	Chain Material	Standard Pin Material	Temperature							Chain Strength		FDA Approval
			Fahrenheit			Celsius				lbs	N	
			min	max	dry	wet	min	max	wet			
Standard Materials												
LF	Low Friction	Stainless Steel	-40	180	150	-40	82	66	600	2,669	Yes	
MLF	Medium Duty Low Friction	Zinc Plated Steel	-40	180	150	-40	82	66	600	2,669	No	
Made-to-Order Materials												
AS	Anti-Static	Stainless Steel	0	180	NR	-18	82	NR	360	1,601	No	
BWR	Black Wear Resistant	Stainless Steel	-40	180	NR	-40	82	NR	720	3,203	No	
CR	Extreme Chemical Resistant	Stainless Steel	40	240	212	4	116	100	480	2,135	Yes	
D	Plain Acetal	Stainless Steel	-40	180	150	-40	82	66	600	2,669	Yes	
HP™	High Performance	Stainless Steel	-40	180	150	-40	82	66	600	2,669	Yes	
P	Chemical Resistant	Stainless Steel	0	180	140	-18	82	60	480	2,135	Yes	
WHP	White High Performance	Stainless Steel	-40	180	150	-40	82	66	600	2,669	Yes	
WLF	White Low Friction	Stainless Steel	-40	180	150	-40	82	66	600	2,669	Yes	
WX	Green Abrasion Resistant Polyamide	Stainless Steel	-40	220	NR	-40	104	NR	600	2,669	No	

Regulatory Information

The Food and Drug Administration (FDA) accepts certain materials for direct food contact. FDA approved material is compliant to FDA 21 CFR § 177. Rexnord, Platinum Series, HP and PS are trademarks of Rexnord Corporation. All rights reserved.

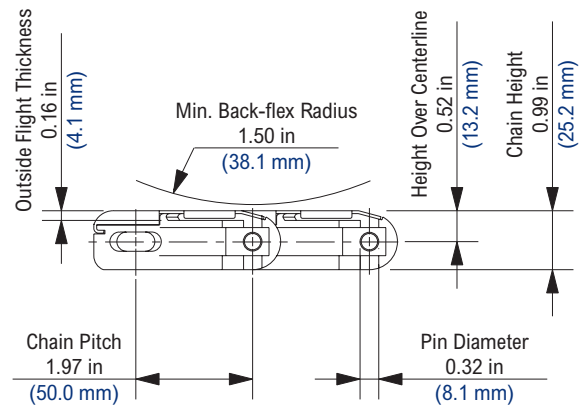
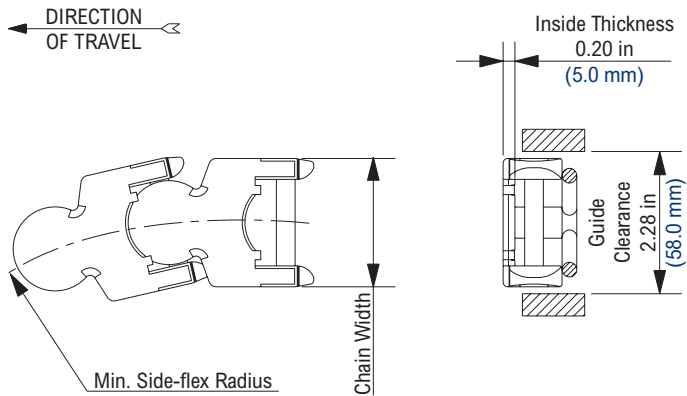
Additional Notes

MTO (Made-to-Order) products are non-returnable. Minimum order quantity and additional setup charges may also apply. Stocked in 61 pitch, 10 ft (3.048 m) length strands. Zinc plated carbon steel pins are available on a made-to-order basis. Pin material can be identified by pivot color; black pivots indicate stainless steel pins and tan pivots indicate zinc plated carbon steel pins. Armor-clad cap material is stainless steel. Chain strength is listed at room temperature. NR = Not Recommended. For additional material information, see material portfolio.

1700 AC



Photo shows 1700 TableTop® Chain with Armor-Clad (AC) surface molded in Low Friction (LF) material.



Chain Information

Chain Width		Min. Side-flex Radius		Approximate Weight		
desc	in	mm	in	mm	lbs/ft	kg/m
N/A	2.17	55.0	5.75	146.1	1.10	1.64

Available Materials

Prefix	Chain Material	Standard Pin Material	Temperature						Chain Strength		FDA Approval
			Fahrenheit			Celsius			lbs	N	
			min	max dry	max wet	min	max dry	max wet			
Standard Materials											
LF	Low Friction	Stainless Steel	-40	180	150	-40	82	66	600	2,669	Yes

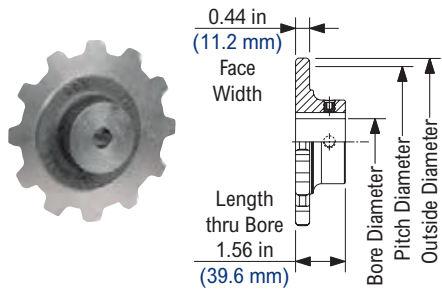
Regulatory Information

The Food and Drug Administration (FDA) accepts certain materials for direct food contact. FDA approved material is compliant to FDA 21 CFR § 177. Rexnord and TableTop are trademarks of Rexnord Corporation. All rights reserved.

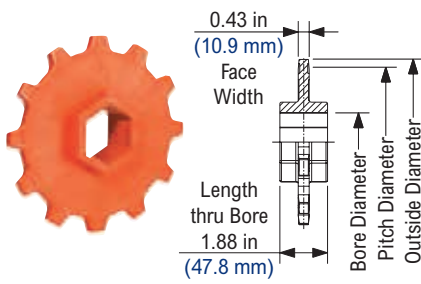
Additional Notes

Stocked in 61 pitch, 10 ft (3.048 m) length strands. Zinc plated carbon steel pins are available on a made-to-order basis. Pin material can be identified by pivot color; black pivots indicate stainless steel pins and tan pivots indicate zinc plated carbon steel pins. Armor-clad cap material is stainless steel. Chain strength is listed at room temperature. NR = Not Recommended. For additional material information, see material portfolio.

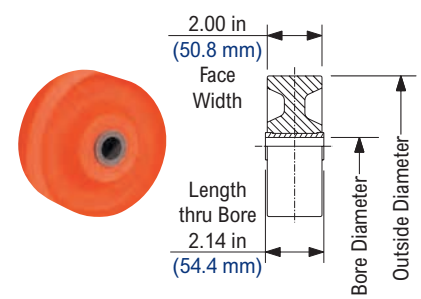
1700 Cast Iron Sprocket



N1700 Thermoplastic Sprocket



1700 Idler Wheel



1700 Cast Iron Sprocket Information

Number Of Teeth		Pitch Diameter		Outside Diameter		Bore Diameter (Shaft-Ready)								Bore Diameter (Round)				Approximate Weight	
						Round				Square				in		mm			
						in	mm	min	max	min	max	min	max	min	max	min	max		
actual	effect	in	mm	in	mm	min	max	min	max	min	max	min	max	min	max	min	max	lbs	kg
8	8	5.143	130.63	5.25	133.4	3/4	1 9/16	20	40	-	-	-	-	3/4	1 3/4	20	45	3.77	1.71
10	10	6.369	161.77	6.50	165.1	3/4	1 3/4	20	45	-	-	-	-	3/4	1 3/4	20	45	5.55	2.52
12	12	7.604	193.14	7.72	196.1	3/4	1 3/4	20	45	-	-	-	-	3/4	1 3/4	20	45	7.29	3.31

Shaft-ready round bore sprockets are shipped with keyway and setscrew.

N1700 Thermoplastic Sprocket Information

Number Of Teeth		Pitch Diameter		Outside Diameter		Bore Diameter (Shaft-Ready)				Bore Diameter (Idler)		Approximate Weight	
						Round		Hex					
						in	mm	in	mm				
actual	effect	in	mm	in	mm	in	mm	in	mm	in	mm	lbs	kg
10	10	6.369	161.77	6.50	165.1	-	-	2	-	-	-	0.67	0.30
12	12	7.604	193.14	7.76	197.1	-	-	2	-	-	-	0.90	0.41

1700 Idler Wheel Imperial Information

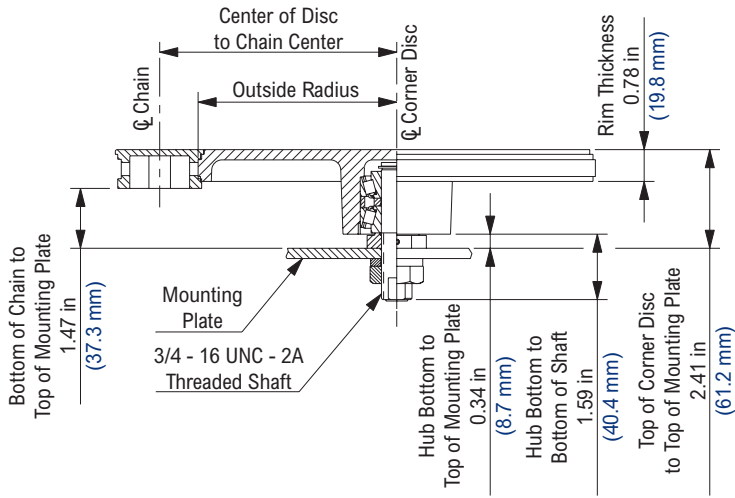
Equivalent Tooth Size	Outside Diameter		Imperial Bore Diameter (Idler)		Approximate Weight	
	in	mm	in		lbs	kg
8	5.14	130.6	5/8 in		1.25	0.57

Idler wheels are designed to spin freely on the shaft.

1700 Idler Wheel Metric Information

Equivalent Tooth Size	Outside Diameter		Metric Bore Diameter (Idler)		Approximate Weight	
	in	mm	mm		lbs	kg
8	5.14	130.6	16 mm		1.25	0.57

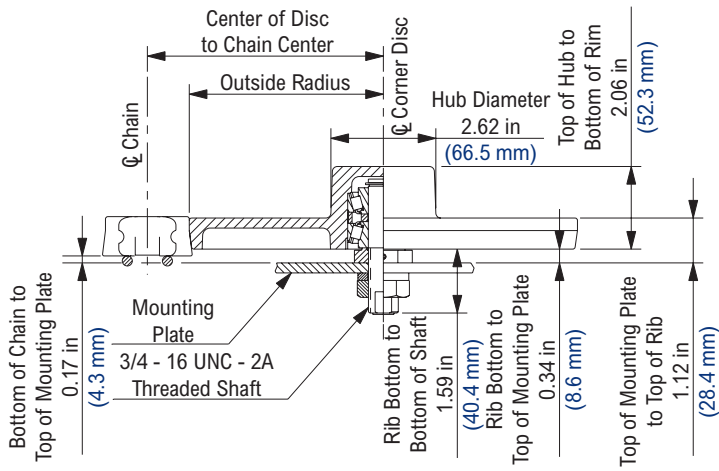
Idler wheels are designed to spin freely on the shaft.



Corner Disc (Flat Top)

Corner Disc Number	Center of Disc to Chain Center		Outside Radius		Approximate Weight	
	in	mm	in	mm	lbs	kg
10131452	5.90	149.9	4.84	122.9	4.20	1.91
10131444	10.00	254.0	8.94	227.1	7.00	3.18

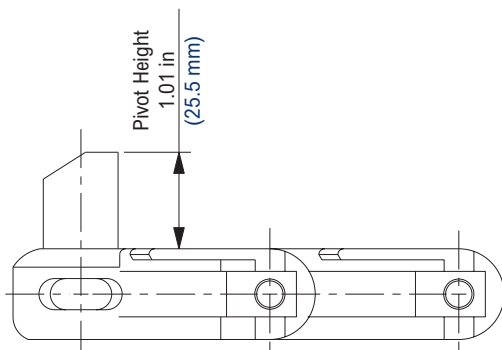
Corner Disc Material: Aluminum.



Corner Disc (Raised Hub)

Corner Disc Number	Center of Disc to Chain Center		Outside Radius		Approximate Weight	
	in	mm	in	mm	lbs	kg
10131439	5.90	149.9	4.84	122.9	4.20	1.91

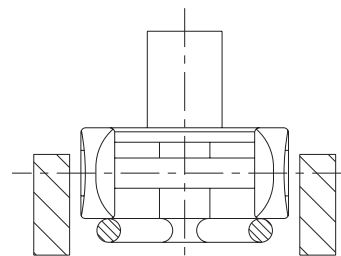
Corner Disc Material: Aluminum.



Extended Pivot

Please indicate if you require an extended pivot every pitch, every second pitch, etc. when ordering.

For 1700 chains only. Do not use with AC 1700 chain.




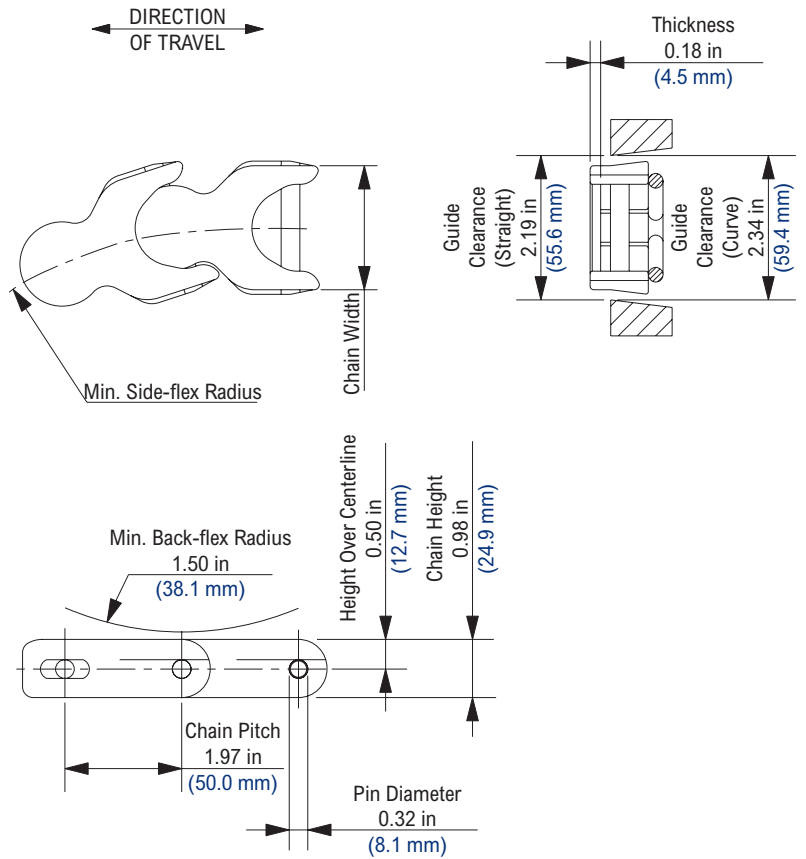


Photo shows 1701 TableTop® Chain molded in Low Friction (LF) material.



Chain Information

Chain Width		Min. Side-flex Radius		Approximate Weight		
desc	in	mm	in	mm	lbs/ft	kg/m
N/A	2.09	53.1	5.75	146.1	0.95	1.42

Available Materials

Prefix	Chain Material	Standard Pin Material	Temperature						Chain Strength		FDA Approval
			Fahrenheit			Celsius			lbs	N	
			min	max		min	max	wet			
Standard Materials											
LF	Low Friction	Stainless Steel	-40	180	150	-40	82	66	600	2,669	Yes
Made-to-Order Materials											
BWR	Black Wear Resistant	Stainless Steel	-40	180	NR	-40	82	NR	720	3,203	No
HP™	High Performance	Stainless Steel	-40	180	150	-40	82	66	600	2,669	Yes
PS®	Platinum Series®	Stainless Steel	-40	180	150	-40	82	66	600	2,669	Yes
WLF	White Low Friction	Stainless Steel	-40	180	150	-40	82	66	600	2,669	Yes
WX	Green Abrasion Resistant Polyamide	Stainless Steel	-40	220	NR	-40	104	NR	600	2,669	No

Regulatory Information

The Food and Drug Administration (FDA) accepts certain materials for direct food contact. FDA approved material is compliant to FDA 21 CFR § 177.

Rexnord, TableTop, Platinum Series, HP and PS are trademarks of Rexnord Corporation.

All rights reserved.

U.S. Patents: 5678682, EP0700843

Additional Notes

MTO (Made-to-Order) products are non-returnable. Minimum order quantity and additional setup charges may also apply.

Stocked in 61 pitch, 10 ft (3.048 m) length strands.

Zinc plated carbon steel pins are available on a made-to-order basis.

Pin material can be identified by pivot color; black pivots indicate stainless steel pins and tan pivots indicate zinc plated carbon steel pins.

Armor-clad cap material is stainless steel.

Chain strength is listed at room temperature. NR = Not Recommended.

For additional material information, see material portfolio.

1701 TAB


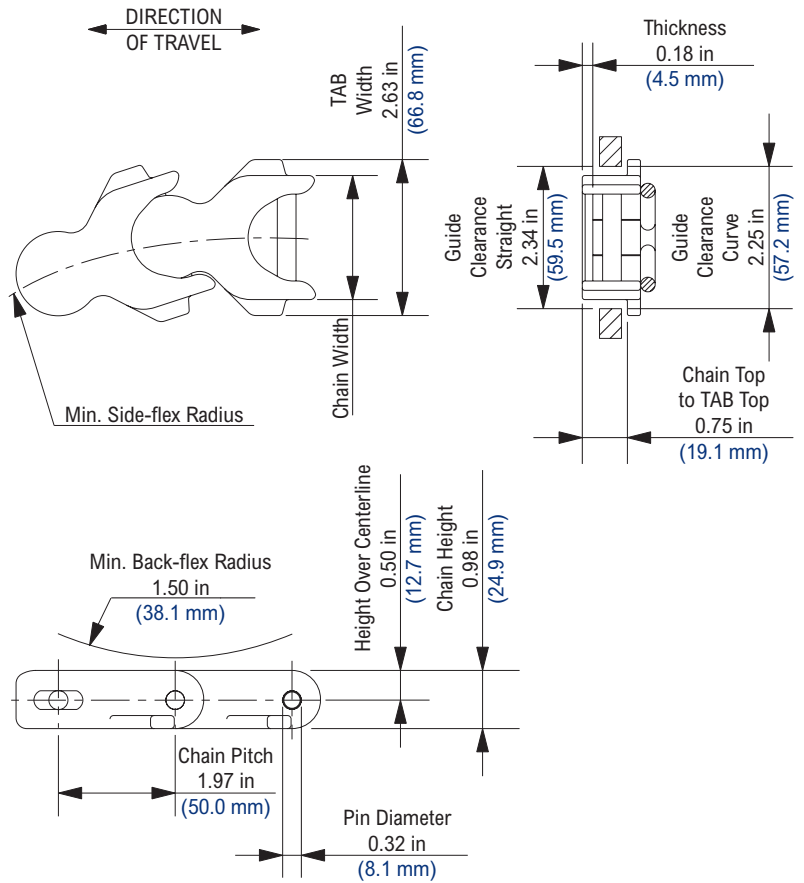


Photo shows 1701 TAB TableTop® Chain molded in Low Friction (LF) material.



Chain Information

Chain Width		Min. Side-flex Radius		Approximate Weight		
desc	in	mm	in	mm	lbs/ft	kg/m
N/A	2.09	53.1	5.75	146.1	1.00	1.49

Available Materials

Prefix	Chain Material	Standard Pin Material	Temperature						Chain Strength		FDA Approval
			Fahrenheit			Celsius			lbs	N	
			min	max		min	max				
Standard Materials											
BWR	Black Wear Resistant	Stainless Steel	-40	180	NR	-40	82	NR	720	3,203	No
LF	Low Friction	Stainless Steel	-40	180	150	-40	82	66	600	2,669	Yes
MLF	Medium Duty Low Friction	Zinc Plated Steel	-40	180	150	-40	82	66	600	2,669	No
Made-to-Order Materials											
AS	Anti-Static	Stainless Steel	0	180	NR	-18	82	NR	360	1,601	No
DUV	Plain Acetal Ultraviolet Resistant	Stainless Steel	0	180	150	-18	82	66	600	2,669	No
HP™	High Performance	Stainless Steel	-40	180	150	-40	82	66	600	2,669	Yes
P	Chemical Resistant	Stainless Steel	0	180	140	-18	82	60	480	2,135	Yes
PS®	Platinum Series®	Stainless Steel	-40	180	150	-40	82	66	600	2,669	Yes
WHP	White High Performance	Stainless Steel	-40	180	150	-40	82	66	600	2,669	Yes
WLF	White Low Friction	Stainless Steel	-40	180	150	-40	82	66	600	2,669	Yes
WSM	White Cut Resistant	Stainless Steel	-40	180	150	-40	82	66	600	2,669	Yes
WX	Green Abrasion Resistant Polyamide	Stainless Steel	-40	220	NR	-40	104	NR	600	2,669	No

Regulatory Information

The Food and Drug Administration (FDA) accepts certain materials for direct food contact. FDA approved material is compliant to FDA 21 CFR § 177.

Rexnord, TableTop, Platinum Series, HP and PS are trademarks of Rexnord Corporation.

All rights reserved.

U.S. Patents: 5678682, EP0700843

Additional Notes

MTO (Made-to-Order) products are non-returnable. Minimum order quantity and additional setup charges may also apply.

Stocked in 61 pitch, 10 ft (3.048 m) length strands.

Zinc plated carbon steel pins are available on a made-to-order basis.

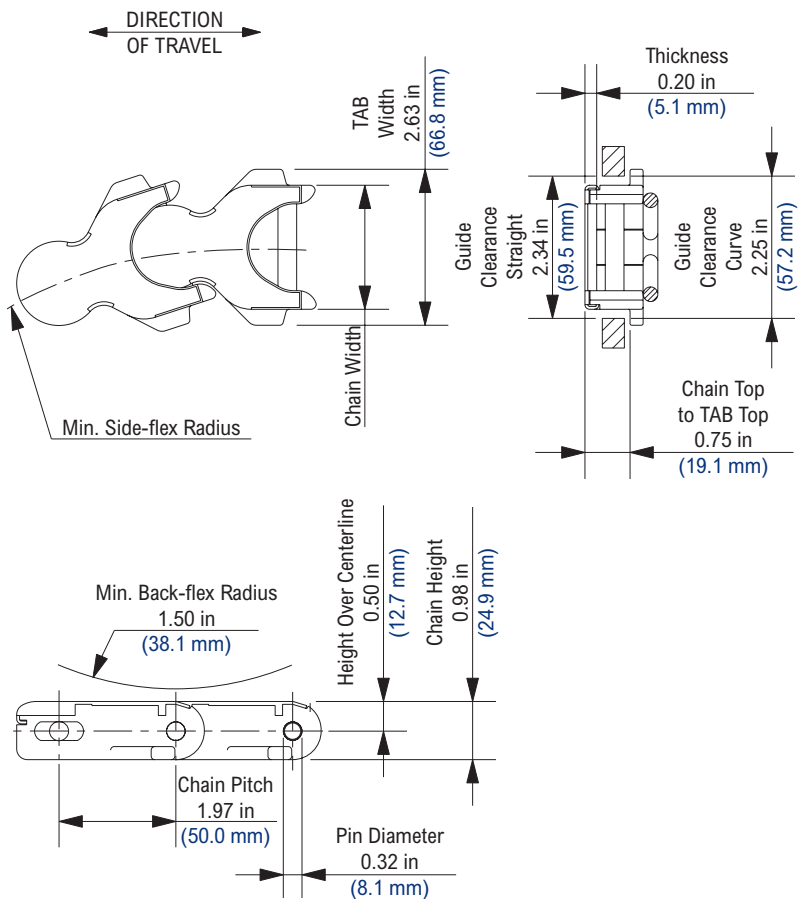
Pin material can be identified by pivot color; black pivots indicate stainless steel pins and tan pivots indicate zinc plated carbon steel pins.

HC1731 is BWR 1701TAB with special hardened carbon steel pins.

Chain strength is listed at room temperature. NR = Not Recommended.

For additional material information, see material portfolio.

1701 TAB AC



Chain Information

Chain Width			Min. Side-flex Radius		Approximate Weight	
desc	in	mm	in	mm	lbs/ft	kg/m
N/A	2.09	53.1	5.75	146.1	1.20	1.79

Available Materials

Prefix	Chain Material	Standard Pin Material	Temperature						Chain Strength		FDA Approval
			Fahrenheit			Celsius			lbs	N	
			min	max	wet	min	max	wet			
Standard Materials											
LF	Low Friction	Stainless Steel	-40	180	150	-40	82	66	600	2,669	Yes

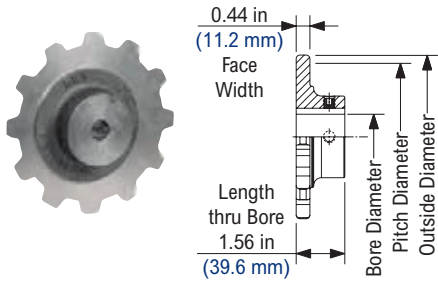
Regulatory Information

The Food and Drug Administration (FDA) accepts certain materials for direct food contact. FDA approved material is compliant to FDA 21 CFR § 177. Rexnord, TableTop and HP are trademarks of Rexnord Corporation. All rights reserved.

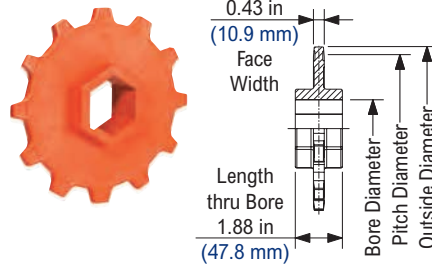
Additional Notes

Stocked in 61 pitch, 10 ft (3.048 m) length strands. Zinc plated carbon steel pins are available on a made-to-order basis. Pin material can be identified by pivot color; black pivots indicate stainless steel pins and tan pivots indicate zinc plated carbon steel pins. Armor-clad cap material is stainless steel. Chain strength is listed at room temperature. NR = Not Recommended. For additional material information, see material portfolio.

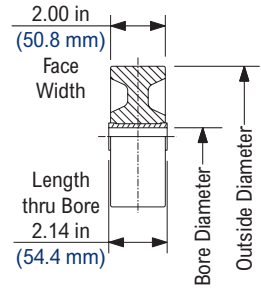
1700 Cast Iron Sprocket



N1700 Thermoplastic Sprocket



1700 Idler Wheel



1700 Cast Iron Sprocket Information

Number Of Teeth		Pitch Diameter		Outside Diameter		Bore Diameter (Shaft-Ready)								Bore Diameter (Round)				Approximate Weight	
						Round				Square				in		mm			
						in	mm	in	mm	in	mm	in	mm	min	max	min	max		
actual	effect	in	mm	in	mm	min	max	min	max	min	max	min	max	min	max	min	max	lbs	kg
8	8	5.143	130.63	5.25	133.4	3/4	1 9/16	20	40	-	-	-	-	3/4	1 3/4	20	45	3.77	1.71
10	10	6.369	161.77	6.50	165.1	3/4	1 3/4	20	45	-	-	-	-	3/4	1 3/4	20	45	5.55	2.52
12	12	7.604	193.14	7.72	196.1	3/4	1 3/4	20	45	-	-	-	-	3/4	1 3/4	20	45	7.29	3.31

Shaft-ready round bore sprockets are shipped with keyway and setscrew.

N1700 Thermoplastic Sprocket Information

Number Of Teeth		Pitch Diameter		Outside Diameter		Bore Diameter (Shaft-Ready)				Bore Diameter (Idler)		Approximate Weight	
						Round		Hex					
						in	mm	in	mm				
actual	effect	in	mm	in	mm	in	mm	in	mm	in	mm	lbs	kg
10	10	6.369	161.77	6.50	165.1	-	-	2	-	-	-	0.70	0.32
12	12	7.604	193.14	7.76	197.1	-	-	2	-	-	-	0.90	0.41

1700 Idler Wheel Imperial Information

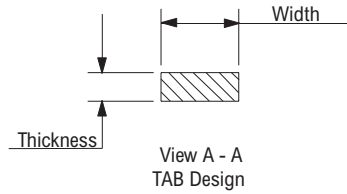
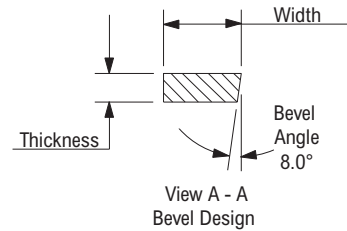
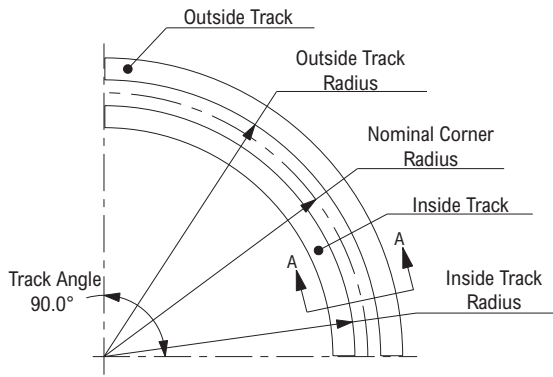
Equivalent Tooth Size	Outside Diameter		Imperial Bore Diameter (Idler)		Approximate Weight	
	in	mm	in		lbs	kg
8	5.14	130.6	5/8 in		1.25	0.57

Idler wheels are designed to spin freely on the shaft.

1700 Idler Wheel Metric Information

Equivalent Tooth Size	Outside Diameter		Metric Bore Diameter (Idler)		Approximate Weight	
	in	mm	mm		lbs	kg
8	5.14	130.6	16 mm		1.25	0.57

Idler wheels are designed to spin freely on the shaft.

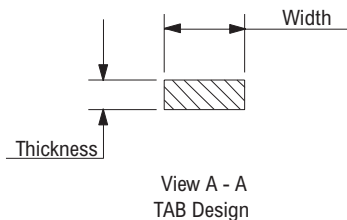
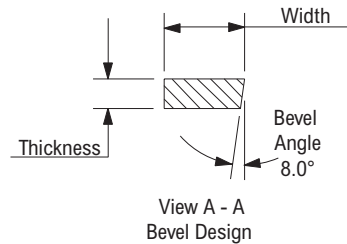
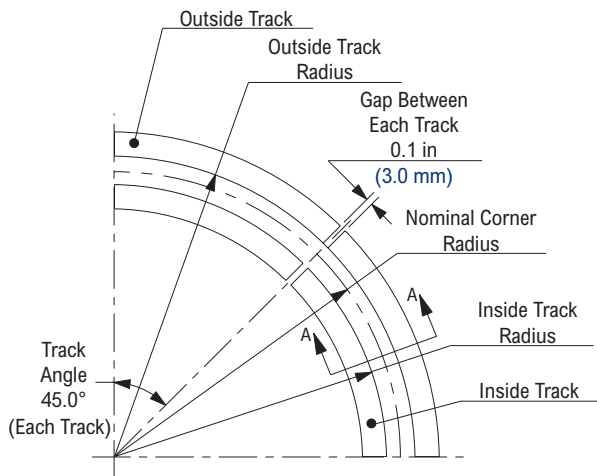


Corner Track (Two Piece)

Corner Track Kit Number	Part Number	Accommodates Top Plate Width		Nominal Corner Radius		Inside Track Radius		Outside Track Radius		Thickness		Width		Material	Color	Approximate Corner Track Kit Weight	
		in	mm	in	mm	in	mm	in	mm	in	mm	in	mm			lbs	kg
Bevel Design																	
N24B5	10283647	All	All	24.0	610	22.9	582	25.1	638	0.62	15.7	1.50	38.1	Nylatron®	Black	2.89	1.31
ULF24B5	10400639	All	All	24.0	610	22.9	582	25.1	638	0.62	15.7	1.50	38.1	ULF	Brown/Red	2.33	1.06
TAB Design																	
N24R5	10178065	All	All	24.0	610	22.9	582	25.1	638	0.62	15.7	1.50	38.1	Nylatron®	Black	2.89	1.31
U24R5		All	All	24.0	610	22.9	582	25.1	638	0.62	15.7	1.50	38.1	UHMWPE	White	2.89	1.31
ULF24R5	10400681	All	All	24.0	610	22.9	582	25.1	638	0.62	15.7	1.50	38.1	ULF	Brown/Red	2.40	1.09

Corner track kit supplied as one 90° inside and one 90° outside track, which can be used as either carry or return.

Nylatron® is a registered trademark of Quadrant Engineering Plastics Products.

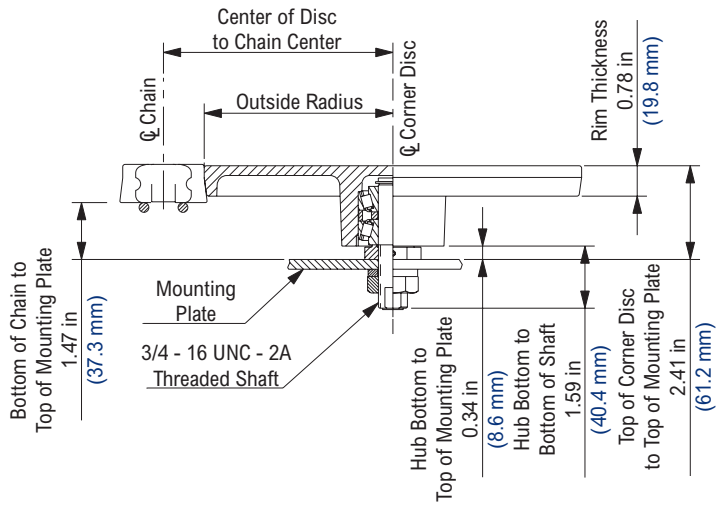


Corner Track (Four Piece)

Corner Track Kit Number	Part Number	Accommodates Top Plate Width		Nominal Corner Radius		Inside Track Radius		Outside Track Radius		Thickness		Width		Material	Color	Approximate Corner Track Kit Weight	
		in	mm	in	mm	in	mm	in	mm	in	mm	in	mm			lbs	kg
Bevel Design																	
N30B5		All	All	30.0	762	28.9	734	31.1	790	0.62	15.7	1.50	38.1	Nylatron®	Black	3.61	1.64
ULF30B5	10400640	All	All	30.0	762	28.9	734	31.1	790	0.62	15.7	1.50	38.1	ULF	Brown/Red	2.90	1.32
TAB Design																	
N30R5	10178068	All	All	30.0	762	28.9	734	31.1	790	0.62	15.7	1.50	38.1	Nylatron®	Black	3.61	1.64
ULF30R5	10400682	All	All	30.0	762	28.9	734	31.1	790	0.62	15.7	1.50	38.1	ULF	Brown/Red	2.99	1.36

Corner track kit supplied as two 45° inside and two 45° outside track, which can be used as either carry or return.

Nylatron® is a registered trademark of Quadrant Engineering Plastics Products.

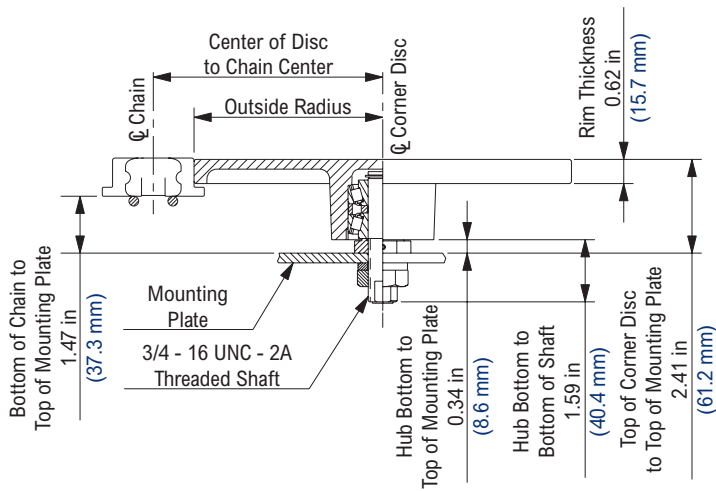


Corner Disc (Flat Top)

Corner Disc Number	Center of Disc to Chain Center		Outside Radius		Approximate Weight	
	in	mm	in	mm	lbs	kg
10131454	5.90	149.9	4.86	123.4	4.20	1.91
10131446	10.00	254.0	8.94	227.1	7.00	3.18

Corner Disc Material: Aluminum.

For 1701 (bevel) chain only.

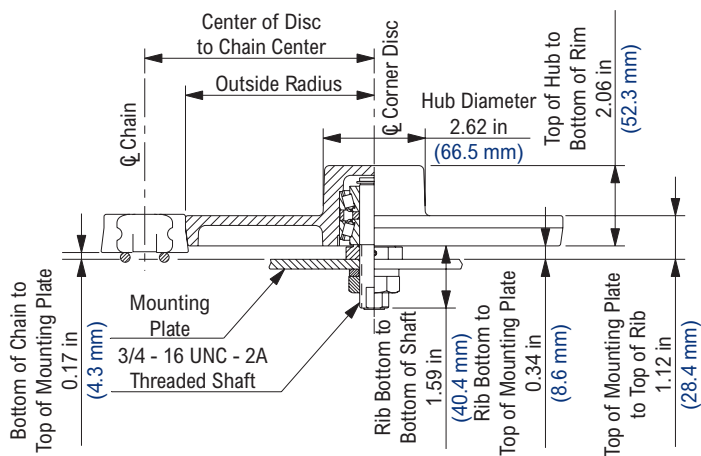


Corner Disc (Flat Top)

Corner Disc Number	Center of Disc to Chain Center		Outside Radius		Approximate Weight	
	in	mm	in	mm	lbs	kg
10131453	5.90	149.9	4.86	123.4	4.20	1.91
10131445	10.00	254.0	8.94	227.1	7.00	3.18

Corner Disc Material: Aluminum.

For 1701 TAB chain only.

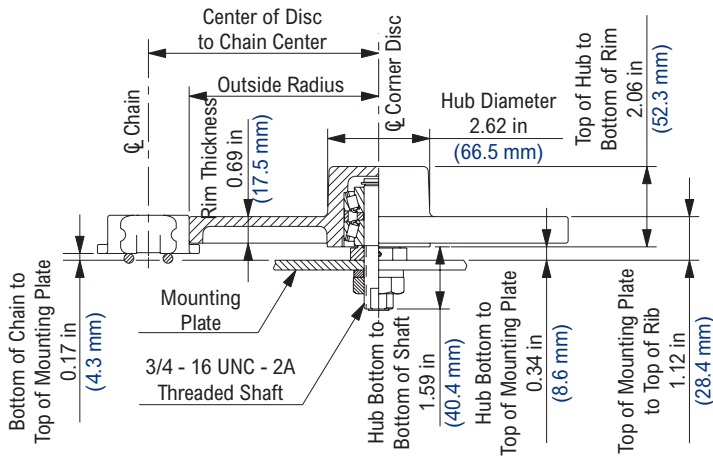


Corner Disc (Raised Hub)

Corner Disc Number	Center of Disc to Chain Center		Outside Radius		Approximate Weight	
	in	mm	in	mm	lbs	kg
10131441	5.90	149.9	4.86	123.4	4.20	1.91

Corner Disc Material: Aluminum.

For 1701 (bevel) chain only.

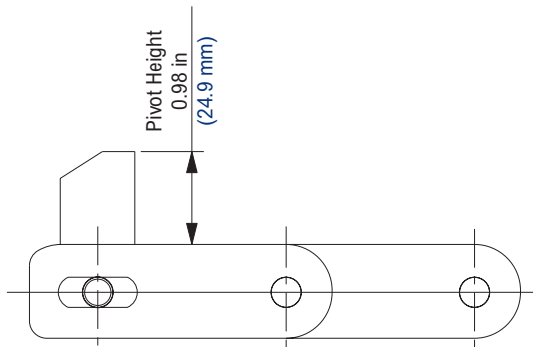


Corner Disc (Raised Hub)

Corner Disc Number	Center of Disc to Chain Center		Outside Radius		Approximate Weight	
	in	mm	in	mm	lbs	kg
10131440	5.90	149.9	4.86	123.4	4.20	1.91

Corner Disc Material: Aluminum.

For 1701 TAB chain only.



Extended Pivot

Please indicate if you require an extended pivot every pitch, every second pitch, etc. when ordering.

For 1701 and 1701 TAB chains only. Do not use with AC 1701 TAB chain.

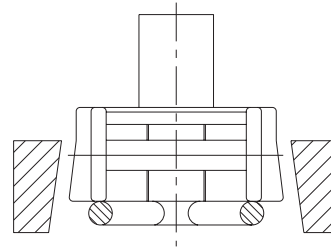
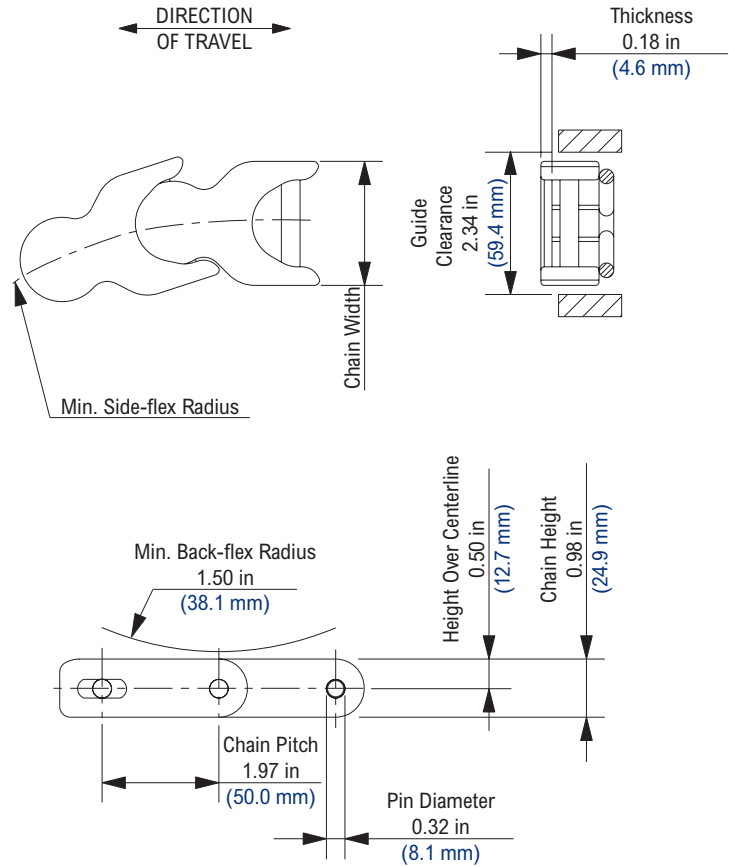




Photo shows 1702 TableTop® Chain molded in White Low Friction (WLF) material.



Chain Information

Chain Width			Min. Side-flex Radius		Approximate Weight	
desc	in	mm	in	mm	lbs/ft	kg/m
N/A	2.09	53.1	5.75	146.1	0.90	1.34

Available Materials

Prefix	Chain Material	Standard Pin Material	Temperature						Chain Strength		FDA Approval
			Fahrenheit			Celsius			lbs	N	
			min	max	wet	min	max	wet			
Standard Materials											
WLF	White Low Friction	Stainless Steel	-40	180	150	-40	82	66	600	2,669	Yes
Made-to-Order Materials											
HP™	High Performance	Stainless Steel	-40	180	150	-40	82	66	600	2,669	Yes
LF	Low Friction	Stainless Steel	-40	180	150	-40	82	66	600	2,669	Yes
P	Chemical Resistant	Stainless Steel	0	180	140	-18	82	60	480	2,135	Yes

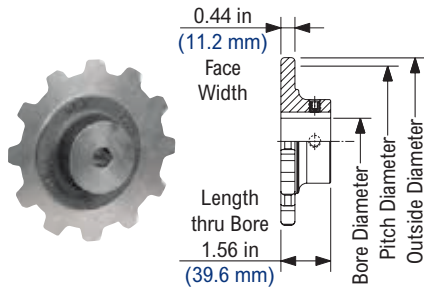
Regulatory Information

The Food and Drug Administration (FDA) accepts certain materials for direct food contact. FDA approved material is compliant to FDA 21 CFR § 177. Rexnord and TableTop are trademarks of Rexnord Corporation. All rights reserved.

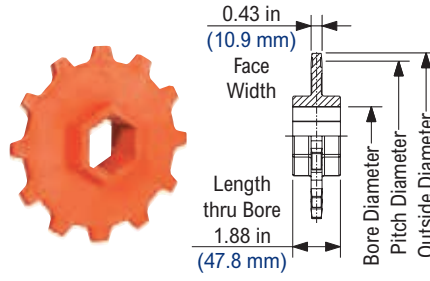
Additional Notes

MTO (Made-to-Order) products are non-returnable. Minimum order quantity and additional setup charges may also apply. Stocked in 61 pitch, 10 ft (3.048 m) length strands. Zinc plated carbon steel pins are available on a made-to-order basis. Pin material can be identified by pivot color; black pivots indicate stainless steel pins and tan pivots indicate zinc plated carbon steel pins. Armor-clad cap material is stainless steel. Chain strength is listed at room temperature. NR = Not Recommended. For additional material information, see material portfolio.

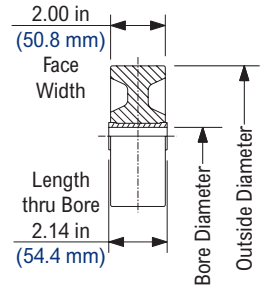
1700 Semi-Steel Sprocket



N1700 Thermoplastic Sprocket



1700 Idler Wheel



1700 Semi-Steel Sprocket Information

Number Of Teeth	Pitch Diameter	Outside Diameter	Bore Diameter (Shaft-Ready)										Bore Diameter (Round)				Approximate Weight		
			Round				Square						in		mm				
			in	mm	in	mm	min	max	min	max	min	max	min	max	min	max			lbs
8	8	5.143	130.63	5.25	133.4	3/4	1 9/16	20	40	-	-	-	-	3/4	1 3/4	20	45	3.77	1.71
10	10	6.369	161.77	6.50	165.1	3/4	1 3/4	20	45	-	-	-	-	3/4	1 3/4	20	45	5.55	2.52
12	12	7.604	193.14	7.72	196.1	3/4	1 3/4	20	45	-	-	-	-	3/4	1 3/4	20	45	7.29	3.31

Shaft-ready round bore sprockets are shipped with keyway and setscrew.

N1700 Thermoplastic Sprocket Information

Number Of Teeth	Pitch Diameter	Outside Diameter	Bore Diameter (Shaft-Ready)						Bore Diameter (Idler)		Approximate Weight		
			Round		Hex								
			in	mm	in	mm	in	mm					in
10	10	6.369	161.77	6.50	165.1	-	-	2	-	-	-	0.70	0.32
12	12	7.604	193.14	7.76	197.1	-	-	2	-	-	-	0.90	0.41

1700 Idler Wheel Imperial Information

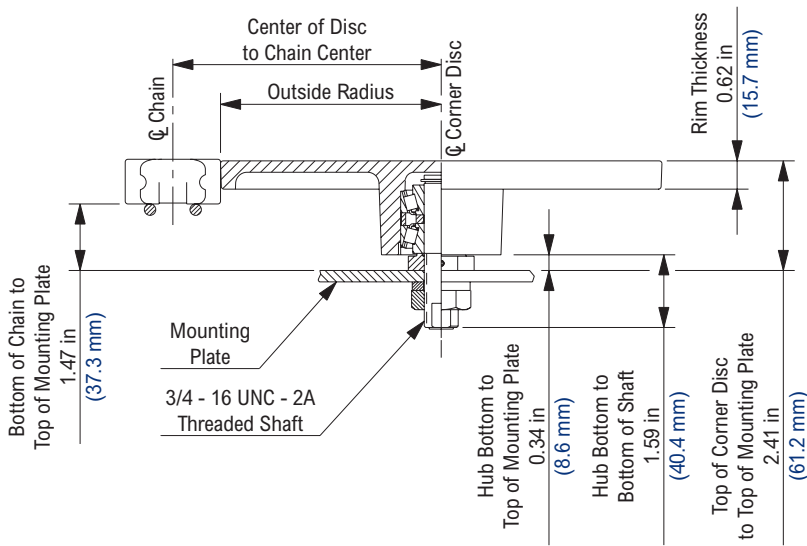
Equivalent Tooth Size	Outside Diameter		Imperial Bore Diameter (Idler)		Approximate Weight	
	in	mm	in		lbs	kg
8	5.14	130.6	5/8 in		1.25	0.57

Idler wheels are designed to spin freely on the shaft.

1700 Idler Wheel Metric Information

Equivalent Tooth Size	Outside Diameter		Metric Bore Diameter (Idler)		Approximate Weight	
	in	mm	mm		lbs	kg
8	5.14	130.6	16 mm		1.25	0.57

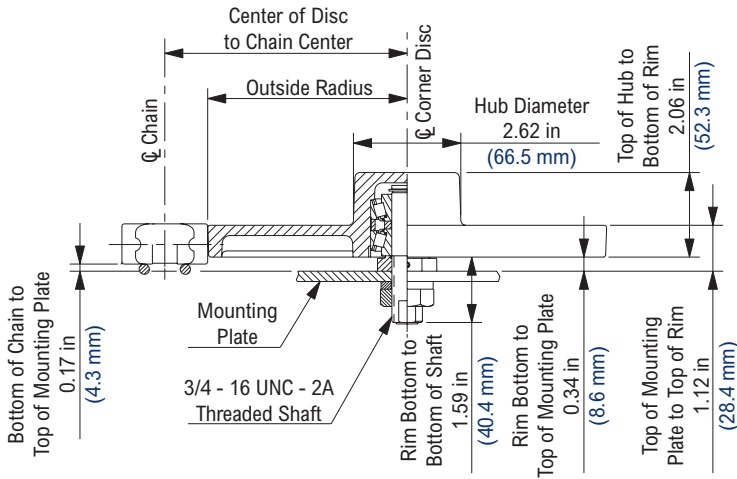
Idler wheels are designed to spin freely on the shaft.



Corner Disc (Flat Top)

Corner Disc Number	Center of Disc to Chain Center		Outside Radius		Approximate Weight	
	in	mm	in	mm	lbs	kg
10131455	5.90	149.9	4.86	123.4	4.20	1.91

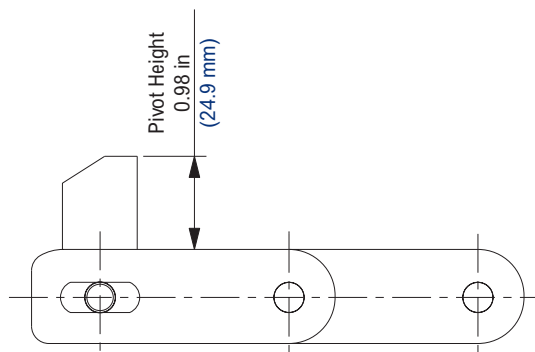
Corner Disc Material: Aluminum.



Corner Disc (Raised Hub)

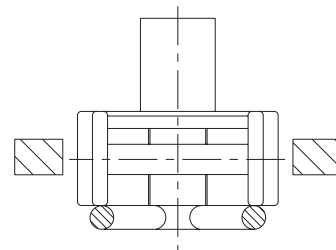
Corner Disc Number	Center of Disc to Chain Center		Outside Radius		Approximate Weight	
	in	mm	in	mm	lbs	kg
10355672	5.90	149.9	4.86	123.4	4.20	1.91

Corner Disc Material: Aluminum.



Extended Pivot

Please indicate if you require an extended pivot every pitch, every second pitch, etc. when ordering.



Lined area for notes or calculations.

1755


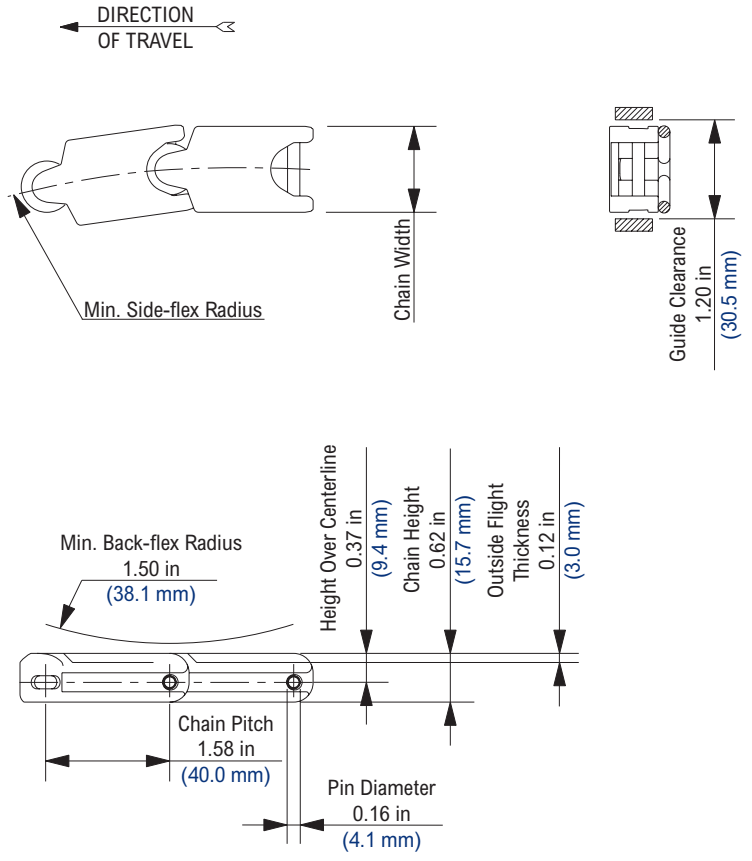


Photo shows 1755 TableTop® Chain molded in Low Friction (LF) material.



Chain Information

Chain Width		Min. Side-flex Radius		Approximate Weight		
desc	in	mm	in	mm	lbs/ft	kg/m
N/A	1.09	27.7	5.38	136.7	0.25	0.37

Available Materials

Prefix	Chain Material	Standard Pin Material	Temperature						Chain Strength		FDA Approval
			Fahrenheit			Celsius			lbs	N	
			min	max	wet	min	max	wet			
Standard Materials											
LF	Low Friction	Stainless Steel	-40	180	150	-40	82	66	200	890	Yes

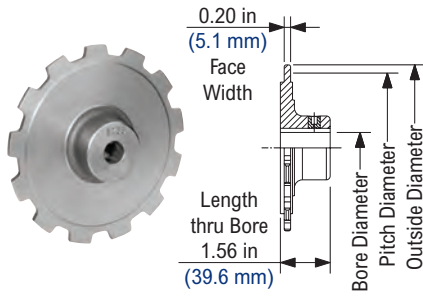
Regulatory Information

The Food and Drug Administration (FDA) accepts certain materials for direct food contact. FDA approved material is compliant to FDA 21 CFR § 177. Rexnord and TableTop are a trademark of Rexnord Corporation. All rights reserved.

Additional Notes

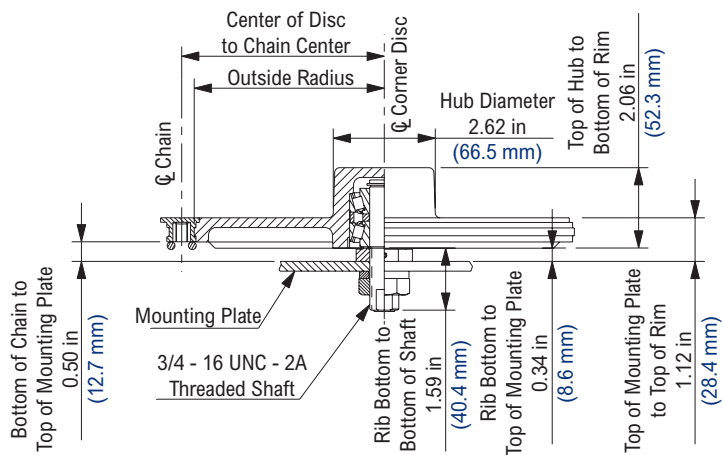
Stocked in 76 pitch, 10 ft (6.096 m) length strands. Chain strength is listed at room temperature. NR = Not Recommended. For additional material information, see material portfolio.

1755 Semi-Steel Sprocket



Number Of Teeth		Pitch Diameter		Outside Diameter		Bore Diameter (Shaft-Ready)								Bore Diameter (Round)				Approximate Weight	
						Round				Square				in		mm			
						in	mm	in	mm	in	mm	in	mm	min	max	min	max		
actual	effect	in	mm	in	mm	min	max	min	max	min	max	min	max	min	max	min	max	lbs	kg
13	13	6.581	167.16	6.78	172.2	3/4	1 1/4	20	35	-	-	-	-	3/4	1 3/4	20	40	5.73	2.60
16	16	8.072	205.03	8.28	210.3	3/4	1 1/4	20	35	-	-	-	-	3/4	1 3/4	20	40	7.72	3.50

Shaft-ready round bore sprockets are shipped with keyway and setscrew.



Corner Disc (Raised Hub)

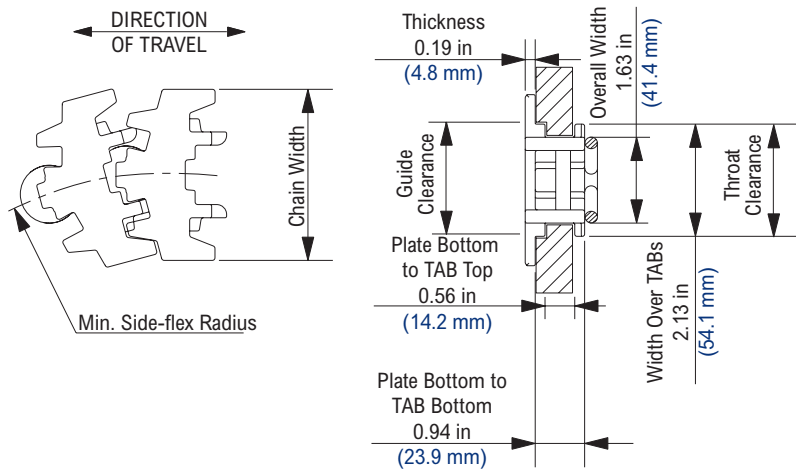
Corner Disc Number	Center of Disc to Chain Center		Outside Radius		Approximate Weight	
	in	mm	in	mm	lbs	kg
10131442	5.40	137.2	4.88	124.0	4.20	1.91

Corner Disc Material: Aluminum.

1757 TAB

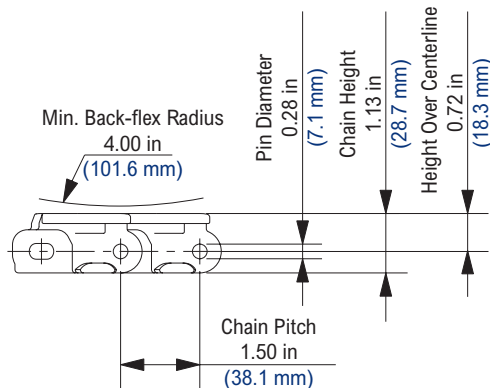


Photo shows 1757 TAB TableTop® Chain molded in High Performance (HP™) material.



Chain Information

Chain Width		Min. Side-flex Radius		Approximate Weight		
desc	in	mm	in	mm	lbs/ft	kg/m
N/A	3.25	82.6	6.00	152.4	1.00	1.49



Guide Clearance

Straight		Curve	
in	mm	in	mm
2.185	55.5	2.27	57.66

Throat Clearance

Straight		Curve	
in	mm	in	mm
1.685	42.8	1.78	45.2

Available Materials

Prefix	Chain Material	Standard Pin Material	Temperature						Chain Strength		FDA Approval
			Fahrenheit			Celsius					
			min	max dry	max wet	min	max dry	max wet	lbs	N	
Made-to-Order Materials											
AS	Anti-Static	Stainless Steel	0	150	NR	-18	66	NR	234	1,041	No
ESD	Electrostatic Dissipative	Stainless Steel	0	180	180	-18	82	82	234	1,041	No
HP™	High Performance	Stainless Steel	-40	180	150	-40	82	66	390	1,735	Yes
LF	Low Friction	Stainless Steel	-40	180	150	-40	82	66	390	1,735	Yes
WHP	White High Performance	Stainless Steel	-40	180	150	-40	82	66	390	1,735	Yes
WX	Green Abrasion Resistant Polyamide	Stainless Steel	-40	220	NR	-40	104	NR	390	1,735	No

Regulatory Information

The Food and Drug Administration (FDA) accepts certain materials for direct food contact. FDA approved material is compliant to FDA 21 CFR § 177.

Rexnord, TableTop, and HP are trademarks of Rexnord Corporation. All rights reserved.

U.S. Patents: 4893709, D289607, 4909380, 5096050, 533045, 4436200

Additional Notes

MTO (Made-to-Order) products are non-returnable. Minimum order quantity and additional setup charges may also apply.

Stocked in 80 pitch, 10 ft (3.048 m) length strands.

Zinc plated carbon steel pins are available on a made-to-order basis.

Pin material can be identified by pivot color; black pivots indicate stainless steel pins and tan pivots indicate zinc plated carbon steel pins.

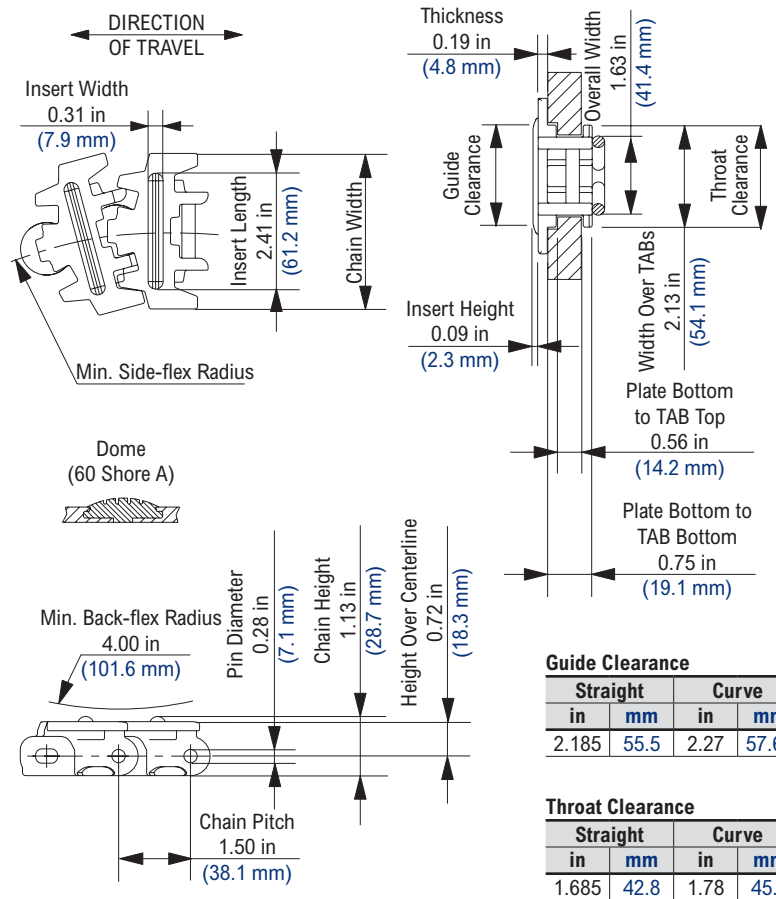
Chain strength is listed at room temperature. NR = Not Recommended.

For additional material information, see material portfolio.

1757 TAB SuperGrip™



Photo shows 1757 TAB SuperGrip™ TableTop® Chain with High Friction Inserts molded in High Performance (HP™) material.



Chain Information

Chain Width		Min. Side-flex Radius		Approximate Weight		
desc	in	mm	in	mm	lbs/ft	kg/m
N/A	3.25	82.6	6.00	152.4	1.00	1.49

Available Materials

Prefix	Chain Material	Standard Pin Material	Temperature						Chain Strength		FDA Approval
			Fahrenheit			Celsius					
			min	max		min	max		lbs	N	
				dry	wet		dry	wet			
Made-to-Order Materials											
HP	High Performance	Stainless Steel	-40	180	150	-40	82	66	390	1,735	Yes
LF	Low Friction	Stainless Steel	-40	180	150	-40	82	66	390	1,735	Yes

Regulatory Information

The Food and Drug Administration (FDA) accepts certain materials for direct food contact. FDA approved material is compliant to FDA 21 CFR § 177.

Rexnord, TableTop and HP are trademarks of Rexnord Corporation. All rights reserved.

U.S. Patents: 4893709, D289607, 4909380, 5096050, 5330045, 4436200

Additional Notes

MTO (Made-to-Order) products are non-returnable. Minimum order quantity and additional setup charges may also apply.

Stocked in 80 pitch, 10 ft (3.048 m) length strands.

Zinc plated carbon steel pins are available on a made-to-order basis.

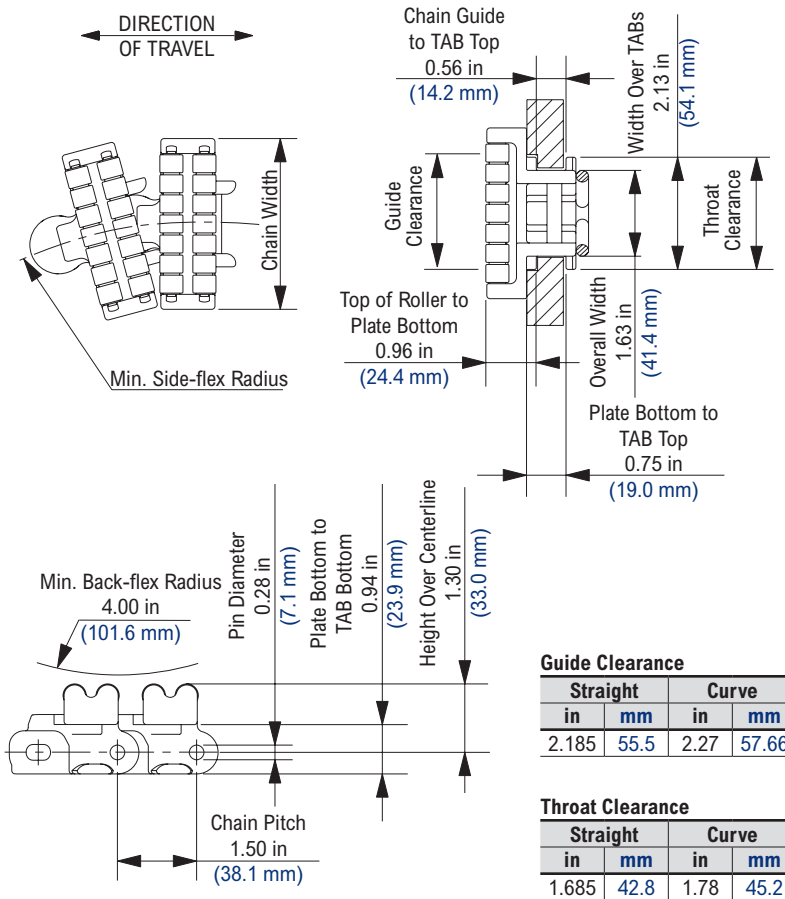
Pin material can be identified by pivot color; black pivots indicate stainless steel pins and tan pivots indicate zinc plated carbon steel pins.

Inserts may be space every pitch, every second pitch, etc.

Chain strength is listed at room temperature. NR = Not Recommended.

For additional material information, see material portfolio.

1757 TAB LBP



Chain Information

Chain Width			Min. Side-flex Radius		Approximate Weight	
desc	in	mm	in	mm	lbs/ft	kg/m
N/A	3.25	82.6	6.00	152.4	1.60	2.38

Guide Clearance

Straight		Curve	
in	mm	in	mm
2.185	55.5	2.27	57.66

Throat Clearance

Straight		Curve	
in	mm	in	mm
1.685	42.8	1.78	45.2

Available Materials

Prefix	Chain Material	Standard Pin Material	Temperature						Chain Strength		FDA Approval
			Fahrenheit			Celsius					
			min	max dry	max wet	min	max dry	max wet	lbs	N	
Made-to-Order Materials											
AS	Anti-Static	Stainless Steel	0	180	NR	-18	82	NR	234	1,041	No
HP™	High Performance	Stainless Steel	-40	180	150	-40	82	66	390	1,735	Yes
LF	Low Friction	Stainless Steel	-40	180	150	-40	82	66	390	1,735	Yes

Regulatory Information

The Food and Drug Administration (FDA) accepts certain materials for direct food contact. FDA approved material is compliant to FDA 21 CFR § 177.

Rexnord, TableTop and HP are trademarks of Rexnord Corporation. All rights reserved.

U.S. Patents: 4893709, 4909380, 5096050, 5330045

Additional Notes

MTO (Made-to-Order) products are non-returnable. Minimum order quantity and additional setup charges may also apply.

Stocked in 80 pitch, 10 ft (3.048 m) length strands.

Zinc plated carbon steel pins are available on a made-to-order basis.

Pin material can be identified by pivot color; black pivots indicate stainless steel pins and tan pivots indicate zinc plated carbon steel pins.

Chain strength is listed at room temperature. NR = Not Recommended.

For additional material information, see material portfolio.

1757 TAB G


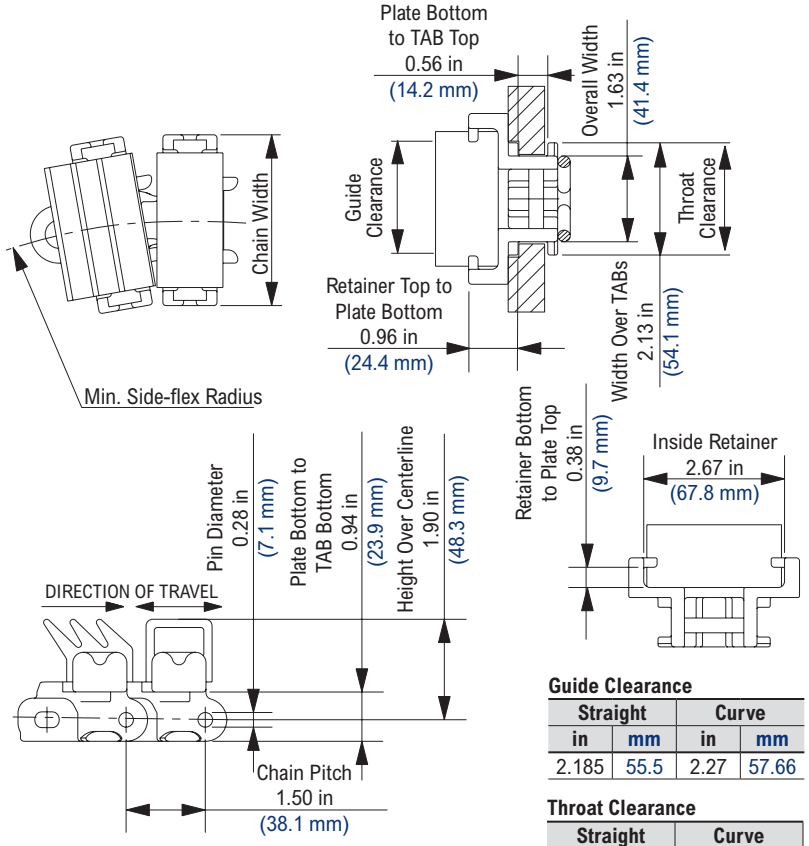


Photo shows 1757 TAB G TableTop® Chain with Gripper Retainers molded in Low Friction (LF) material, with gripper.



Chain Information

Chain Width			Min. Side-flex Radius		Approximate Weight	
desc	in	mm	in	mm	lbs/ft	kg/m
N/A	3.25	82.6	8.00	203.2	1.15	1.71

Guide Clearance			
Straight		Curve	
in	mm	in	mm
2.185	55.5	2.27	57.66

Throat Clearance			
Straight		Curve	
in	mm	in	mm
1.685	42.8	1.78	45.2

Available Materials

Prefix	Chain Material	Standard Pin Material	Temperature						Chain Strength		FDA Approval
			Fahrenheit			Celsius					
			min	max		min	max		lbs	N	
				dry	wet		dry	wet			
Made-to-Order Materials											
HP™	High Performance	Stainless Steel	-40	180	150	-40	82	66	390	1,735	Yes

Regulatory Information

The Food and Drug Administration (FDA) accepts certain materials for direct food contact. FDA approved material is compliant to FDA 21 CFR § 177.

Rexnord, TableTop and HP are trademarks of Rexnord Corporation. All rights reserved.

U.S. Patents: 4629062, 4809846

Additional Notes

MTO (Made-to-Order) products are non-returnable. Minimum order quantity and additional setup charges may also apply.

Stocked in 80 pitch, 10 ft (3.048 m) length strands.

Zinc plated carbon steel pins are available on a made-to-order basis.

Pin material can be identified by pivot color; black pivots indicate stainless steel pins and tan pivots indicate zinc plated carbon steel pins.

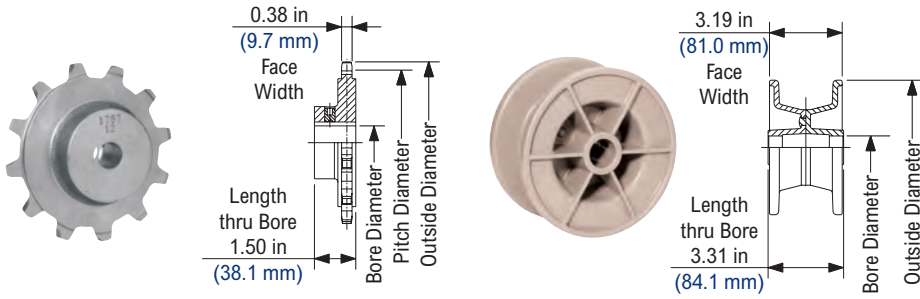
Can be assembled with "J" or "D" style gripper attachments; see accessories section for more information.

Chain strength is listed at room temperature. NR = Not Recommended.

For additional material information, see material portfolio.

1757 Cast Iron Sprocket

1757 Idler Wheel



1757 Cast Iron Sprocket Information

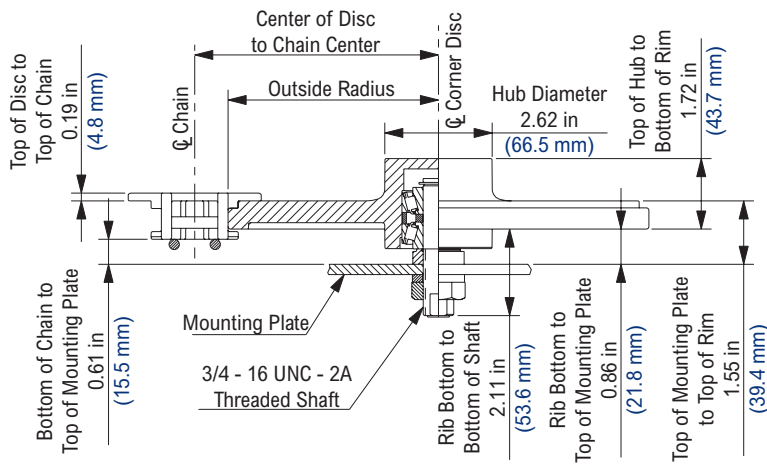
Number Of Teeth		Pitch Diameter		Outside Diameter		Bore Diameter (Shaft-Ready)								Bore Diameter (Round)				Approximate Weight	
						Round				Square				in		mm			
						in	mm	min	max	min	max	min	max	min	max	min	max		
actual	effect	in	mm	in	mm	3/4	1 1/2	20	40	-	-	-	-	3/4	1 3/4	20	45	lbs	kg
12	12	5.796	147.22	6.00	152.4													5.07	2.30

Shaft-ready round bore sprockets are shipped with keyway and setscrew.

1757 Idler Wheel Imperial Information

Equivalent Tooth Size	Outside Diameter		Imperial Bore Diameter (Idler)																Approximate Weight	
	in	mm	in																lbs	kg
10.5	5.90	149.9	1																1.05	0.48

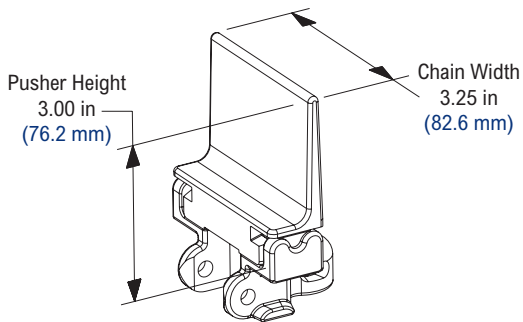
Idler wheels are designed to spin freely on the shaft.



Corner Disc (Raised Hub)

Corner Disc Number	Center of Disc to Chain Center		Outside Radius		Approximate Weight	
	in	mm	in	mm	lbs	kg
10131491	6.00	152.4	5.12	130.0	4.20	1.91

Corner Disc Material: Aluminum.



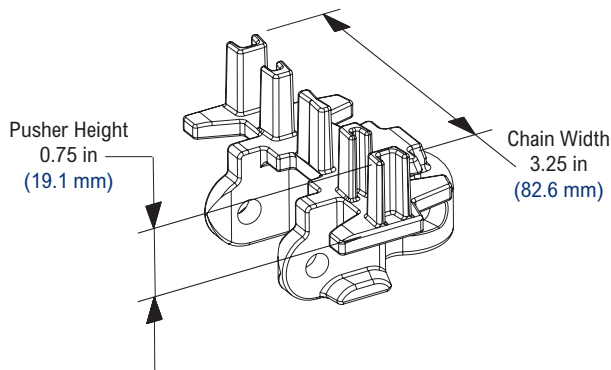
Pusher Attachment (F-Style)

The F3 designation represents an F-style pusher attachment at a height of 3 in (76.2 mm).

Please indicate if pusher attachments are required every pitch, every second pitch, etc. when ordering.

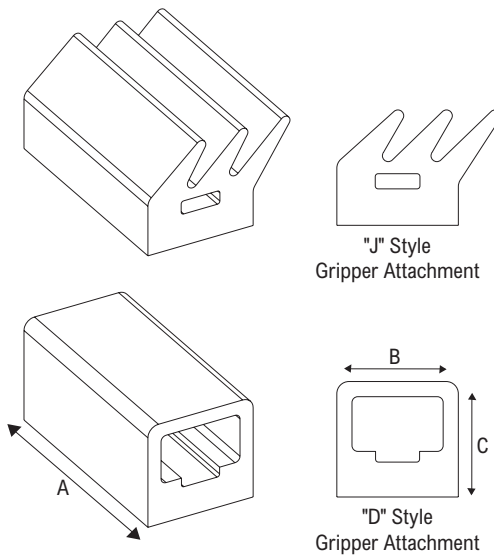
For example, "I would like F3 pusher attachments every 8th pitch".

U.S. Patent 5429226



Pusher Attachment (Finger Style)

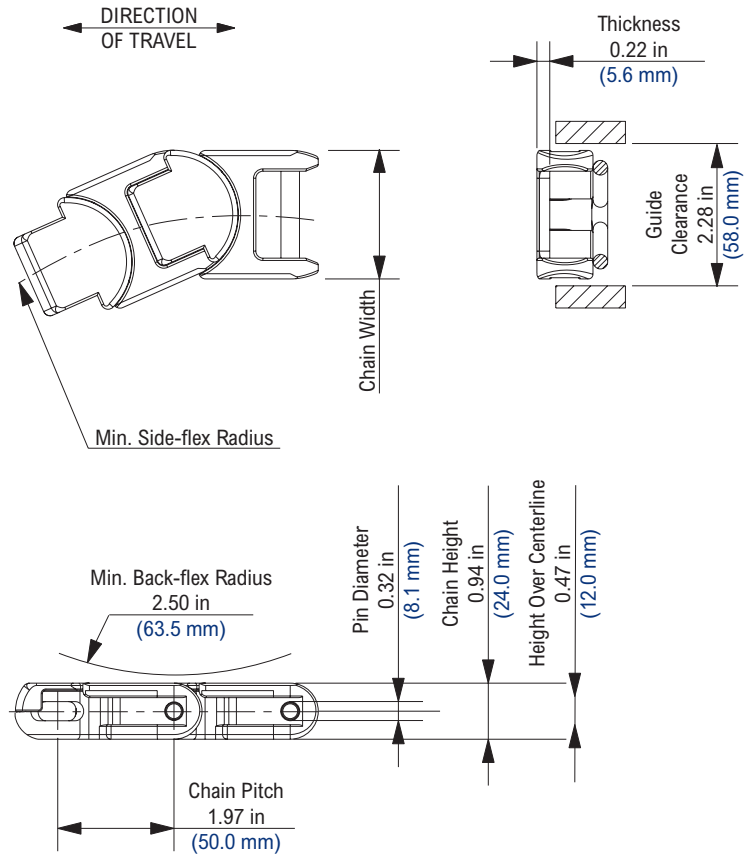

Please indicate if pusher attachments are required every pitch, every second pitch, etc. when ordering.



Gripper Attachments

Part Number	Style	Material	Color	Hardness (Shore A)	"A" Dimension		"B" Dimension		"C" Dimension	
					in	mm	in	mm	in	mm
Standard Grippers										
10070851	D	EPDM	White	50	2.55	64.8	1.25	31.8	1.19	30.2
10070919	J	EPDM	White	50	2.55	64.8	1.25	31.8	1.19	30.2

1765 ZeroGap™



Chain Information

desc	Chain Width		Min. Side-flex Radius		Approximate Weight	
	in	mm	in	mm	lbs/ft	kg/m
N/A	2.17	55.0	4.92	125.0	0.98	1.46

Available Materials

Prefix	Chain Material	Standard Pin Material	Temperature						Chain Strength		FDA Approval
			Fahrenheit			Celsius			lbs	N	
			min	max	wet	min	max	wet			
Standard Materials											
HP™	High Performance	Stainless Steel	-40	180	150	-40	82	66	600	2,669	No
Made-to-Order Materials											
BWR	Black Wear Resistant	Stainless Steel	-40	180	NR	-40	82	NR	720	3,203	No
WHP	White High Performance	Stainless Steel	-40	180	150	-40	82	66	600	2,669	No
WX	Green Abrasion Resistant Polyamide	Stainless Steel	-40	220	NR	-40	104	NR	720	3,203	No

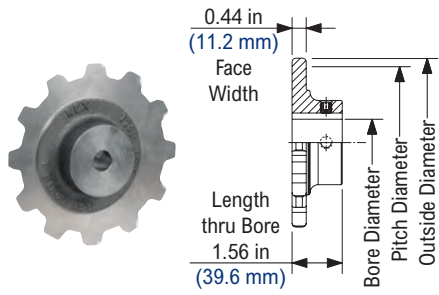
Regulatory Information

Licensed under U.S. Patent: 6173832, European Patent: 910540 and German Patent: 69702857.7.
 Rexnord, TableTop, ZeroGap and HP are trademarks of Rexnord Corporation.
 All rights reserved.

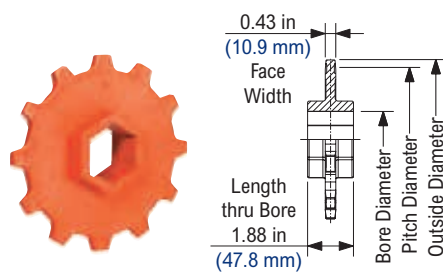
Additional Notes

MTO (Made-to-Order) products are non-returnable. Minimum order quantity and additional setup charges may also apply.
 Stocked in 61 pitch, 10 ft (3.048 m) length strands.
 Also known as the ZeroGap™.
 Chain strength is listed at room temperature. NR = Not Recommended.
 For additional material information, see material portfolio.

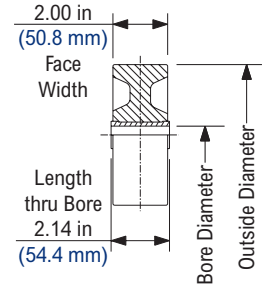
1700 Cast Iron Sprocket



N1700 Thermoplastic Sprocket



1700 Idler Wheel



1700 Cast Iron Sprocket Information

Number Of Teeth		Pitch Diameter		Outside Diameter		Bore Diameter (Shaft-Ready)								Bore Diameter (Round)				Approximate Weight	
						Round				Square				in		mm			
						in	mm	in	mm	in	mm	in	mm	min	max	min	max		
actual	effect	in	mm	in	mm	min	max	min	max	min	max	min	max	min	max	min	max	lbs	kg
8	8	5.143	130.63	5.25	133.4	3/4	1 9/16	20	40	-	-	-	-	3/4	1 3/4	20	45	3.77	1.71
10	10	6.369	161.77	6.50	165.1	3/4	1 3/4	20	45	-	-	-	-	3/4	1 3/4	20	45	5.55	2.52
12	12	7.604	193.14	7.72	196.1	3/4	1 3/4	20	45	-	-	-	-	3/4	1 3/4	20	45	7.29	3.31

Shaft-ready round bore sprockets are shipped with keyway and setscrew.

N1700 Thermoplastic Sprocket Information

Number Of Teeth		Pitch Diameter		Outside Diameter		Bore Diameter (Shaft-Ready)				Bore Diameter (Idler)		Approximate Weight	
						Round		Hex					
						in	mm	in	mm				
actual	effect	in	mm	in	mm	in	mm	in	mm	in	mm	lbs	kg
10	10	6.369	161.77	6.50	165.1	-	-	2	-	-	-	0.67	0.30
12	12	7.604	193.14	7.76	197.1	-	-	2	-	-	-	0.90	0.41

1700 Idler Wheel Imperial Information

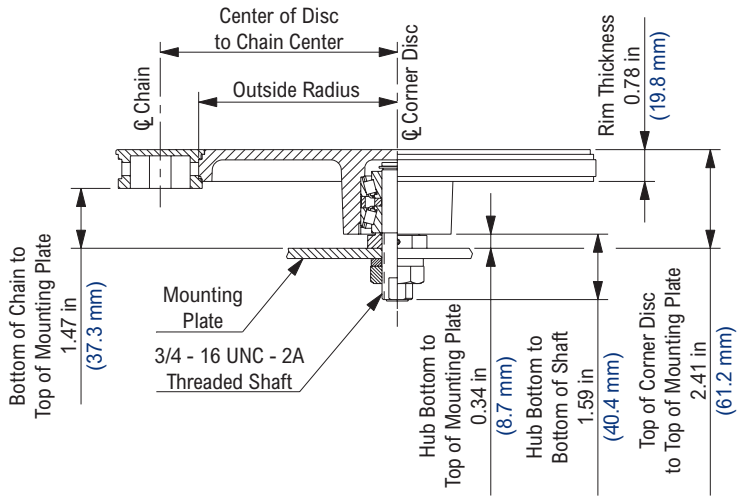
Equivalent Tooth Size	Outside Diameter		Imperial Bore Diameter (Idler)		Approximate Weight	
	in	mm	in		lbs	kg
8	5.14	130.6	5/8		1.25	0.57

Idler wheels are designed to spin freely on the shaft.

1700 Idler Wheel Metric Information

Equivalent Tooth Size	Outside Diameter		Metric Bore Diameter (Idler)		Approximate Weight	
	in	mm	mm		lbs	kg
8	5.14	130.6	16		1.25	0.57

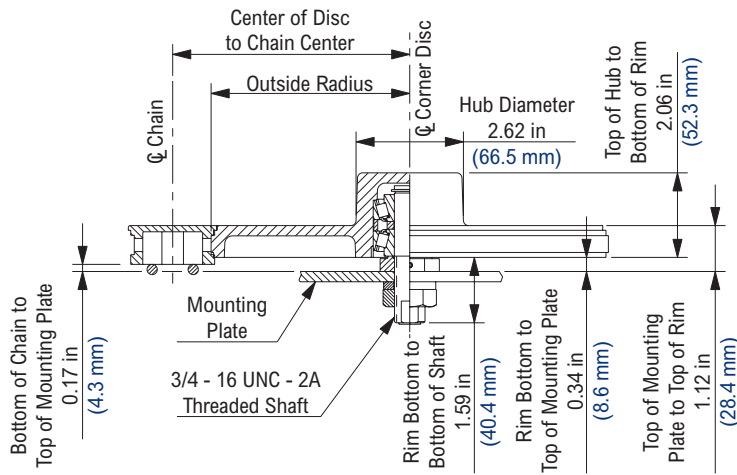
Idler wheels are designed to spin freely on the shaft.



Corner Disc (Flat Top)

Corner Disc Number	Center of Disc to Chain Center		Outside Radius		Approximate Weight	
	in	mm	in	mm	lbs	kg
10131452	5.90	149.9	4.84	122.9	4.20	1.91
10131444	10.00	254.0	8.94	227.1	7.00	3.18

Corner Disc Material: Aluminum.



Corner Disc (Raised Hub)

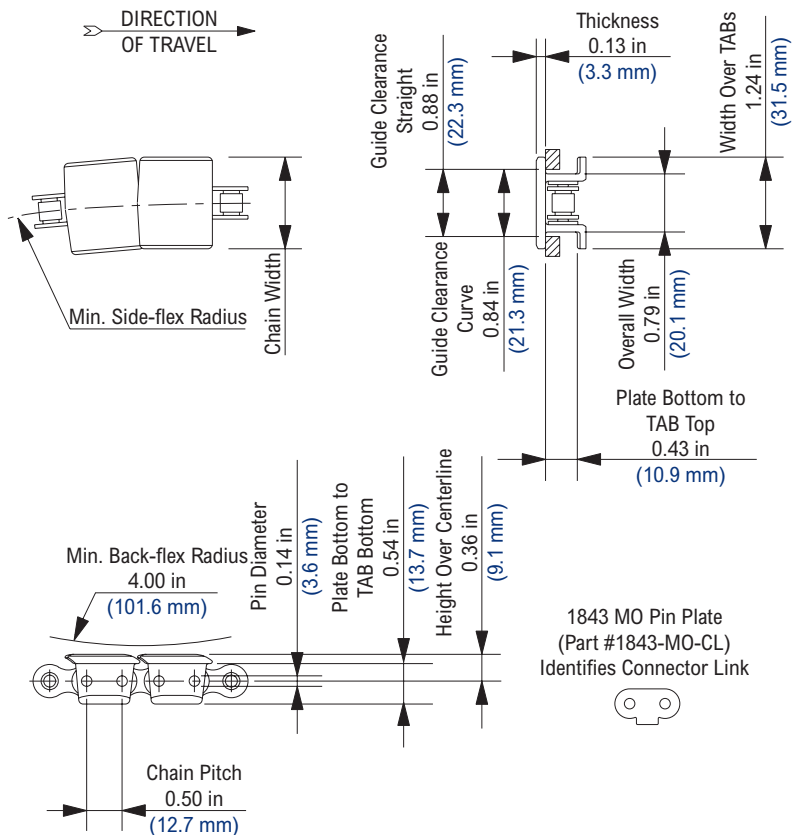
Corner Disc Number	Center of Disc to Chain Center		Outside Radius		Approximate Weight	
	in	mm	in	mm	lbs	kg
10131439	5.90	149.9	4.84	122.9	4.20	1.91

Corner Disc Material: Aluminum.

1843 TAB (S)



Photo shows 1843 TAB TableTop® Chain with top plates molded in Black Wear Resistant (BWR) material on Carbon Steel (S) base chain.



Chain Information

desc	Chain Width		Min. Side-flex Radius		Approximate Weight	
	in	mm	in	mm	lbs/ft	kg/m
1 1/4	1.25	31.8	10.00	254.0	0.54	0.80
1 1/2	1.50	38.1	10.00	254.0	0.56	0.83
2	2.00	50.8	10.00	254.0	0.59	0.88
2 1/4	2.25	57.2	10.00	254.0	0.61	0.91
2 5/8	2.63	66.8	10.00	254.0	0.64	0.95

Available Materials

Prefix	Top Plate Material	Base Chain Material	Temperature							Chain Strength		FDA Approval
			Fahrenheit			Celsius						
			min	max		min	max		lbs	N		
	dry	wet	dry	wet								
Standard Materials												
BWR	Black Wear Resistant	Carbon Steel	-40	180	NR	-40	82	NR	600	2,669	No	
LF	Low Friction	Carbon Steel	-40	180	NR	-40	82	NR	600	2,669	No	
Made-to-Order Materials												
AS	Anti-Static	Carbon Steel	0	180	NR	-18	82	NR	600	2,669	No	
BIR	Black Impact Resistant	Carbon Steel	-40	220	NR	-40	104	NR	600	2,669	No	
DUV	Plain Acetal Ultraviolet Resistant	Carbon Steel	0	180	NR	-18	82	NR	600	2,669	No	
FR	Flame Retardant	Carbon Steel	0	180	NR	-18	82	NR	600	2,669	No	
HP™	High Performance	Carbon Steel	-40	180	NR	-40	82	NR	600	2,669	No	
P	Chemical Resistant	Carbon Steel	0	180	NR	-18	82	NR	600	2,669	No	
PS®	Platinum Series®	Carbon Steel	-40	180	NR	-40	82	NR	600	2,669	No	
WLF	White Low Friction	Carbon Steel	-40	180	NR	-40	82	NR	600	2,669	No	
WX	Green Abrasion Resistant Polyamide	Carbon Steel	-40	220	NR	-40	104	NR	600	2,669	No	

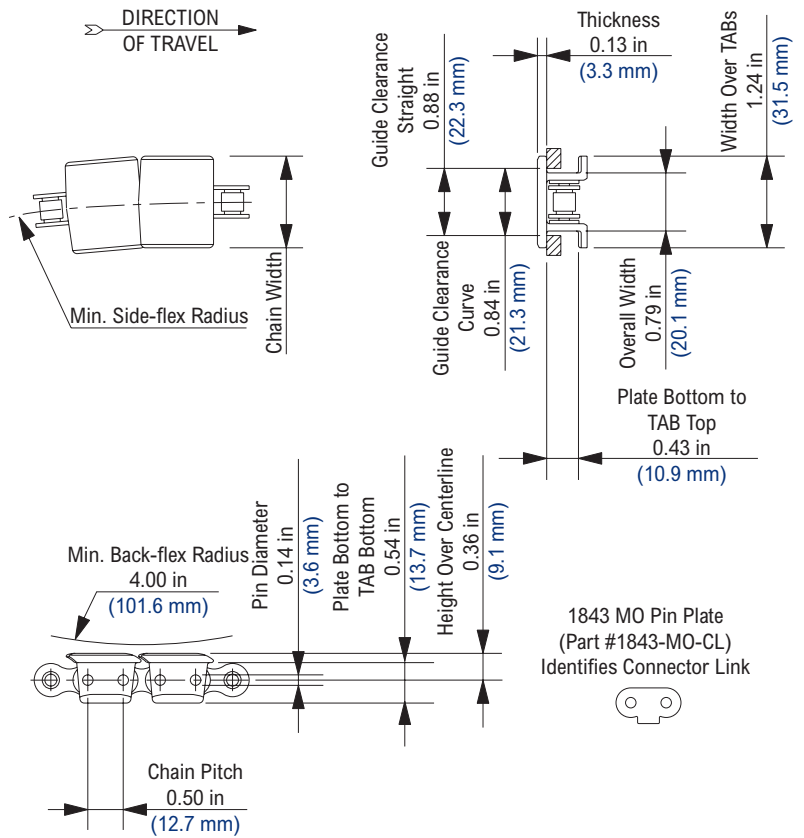

Regulatory Information

Rexnord, TableTop, Platinum Series, HP and PS are trademarks of Rexnord Corporation.
All rights reserved.

Additional Notes

MTO (Made-to-Order) products are non-returnable. Minimum order quantity and additional setup charges may also apply.
Stocked in 240 pitch, 10 ft (3.048 m) length strands.
Uses 1843 carbon steel (S) base chain (Part #1843-BC).
Chain runs on ANSI No. 40 sprockets.
Chain strength is listed at room temperature. NR = Not Recommended.
For additional material information, see material portfolio.

1843 TAB (SS)



Chain Information

desc	Chain Width		Min. Side-flex Radius		Approximate Weight	
	in	mm	in	mm	lbs/ft	kg/m
1 1/4	1.25	31.8	10.00	254.0	0.54	0.80
1 1/2	1.50	38.1	10.00	254.0	0.56	0.83
2	2.00	50.8	10.00	254.0	0.59	0.88
2 1/4	2.25	57.2	10.00	254.0	0.61	0.91
2 5/8	2.63	66.7	10.00	254.0	0.64	0.95

Available Materials

Prefix	Top Plate Material	Base Chain Material	Temperature						Chain Strength		FDA Approval
			Fahrenheit			Celsius			lbs	N	
			min	max dry	max wet	min	max dry	max wet			
Standard Materials											
BWR	Black Wear Resistant	Stainless Steel	-40	180	NR	-40	82	NR	420	1,868	No
LF	Low Friction	Stainless Steel	-40	180	150	-40	82	66	420	1,868	Yes
Made-to-Order Materials											
AS	Anti-Static	Stainless Steel	0	180	NR	-18	82	NR	420	1,868	No
HP™	High Performance	Stainless Steel	-40	180	150	-40	82	66	420	1,868	Yes
P	Chemical Resistant	Stainless Steel	0	180	140	-18	82	60	420	1,868	Yes
PS®	Platinum Series®	Stainless Steel	-40	180	150	-40	82	66	420	1,868	Yes
WLF	White Low Friction	Stainless Steel	-40	180	150	-40	82	66	420	1,868	Yes
WX	Green Abrasion Resistant Polyamide	Stainless Steel	-40	220	NR	-40	104	NR	420	1,868	No

Regulatory Information

The Food and Drug Administration (FDA) accepts certain materials for direct food contact. FDA approved material is compliant to FDA 21 CFR § 177.

Rexnord, Platinum Series, HP and PS are trademarks of Rexnord Corporation.

All rights reserved.

Additional Notes

MTO (Made-to-Order) products are non-returnable. Minimum order quantity and additional setup charges may also apply.

Stocked in 240 pitch, 10 ft (3.048 m) length strands.

Uses 1843 stainless steel (SS) base chain (Part #1843SS-BC).

Chain runs on ANSI No. 40 sprockets.

Chain strength is listed at room temperature. NR = Not Recommended.

For additional material information, see material portfolio.

1843 TAB G (S)


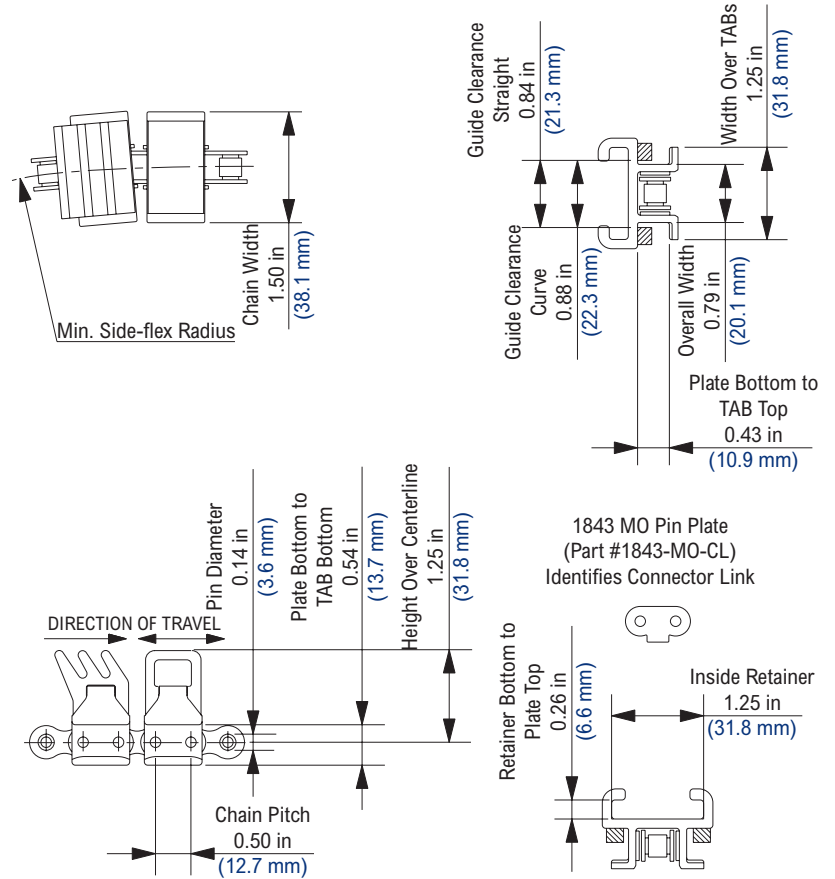


Photo shows 1843 TAB G TableTop® chain provided without gripper attachments, with top plates molded in Low Friction (LF) material on carbon steel (S) base chain.

Chain Information

desc	Chain Width		Min. Side-flex Radius		Approximate Weight	
	in	mm	in	mm	lbs/ft	kg/m
1 1/2	1.50	38.1	10.00	254.0	0.82	1.22



Available Materials

Prefix	Top Plate Material	Base Chain Material	Temperature						Chain Strength		FDA Approval	
			Fahrenheit			Celsius			lbs	N		
			min	max	dry	wet	min	max				dry
Standard Materials												
LF	Low Friction	Carbon Steel	-40	180	NR	NR	-40	82	NR	600	2,669	No
Made-to-Order Materials												
PS®	Platinum Series®	Carbon Steel	-40	180	NR	NR	-40	82	NR	600	2,669	No

Regulatory Information

Rexnord, TableTop, Platinum Series, and PS are trademarks of Rexnord Corporation.
All rights reserved.

Additional Notes

MTO (Made-to-Order) products are non-returnable. Minimum order quantity and additional setup charges may also apply.
Stocked in 240 pitch, 10 ft (3.048 m) length strands.
Uses 1843 carbon steel (S) base chain (Part #1843-BC).
Chain runs on ANSI No. 40 sprockets.
Can be assembled with "J" or "D" style gripper attachments; see accessories section for more information.
Chain breakers available.
Chain strength is listed at room temperature. NR = Not Recommended.
For additional material information, see material portfolio.

1843 TAB G (SS)


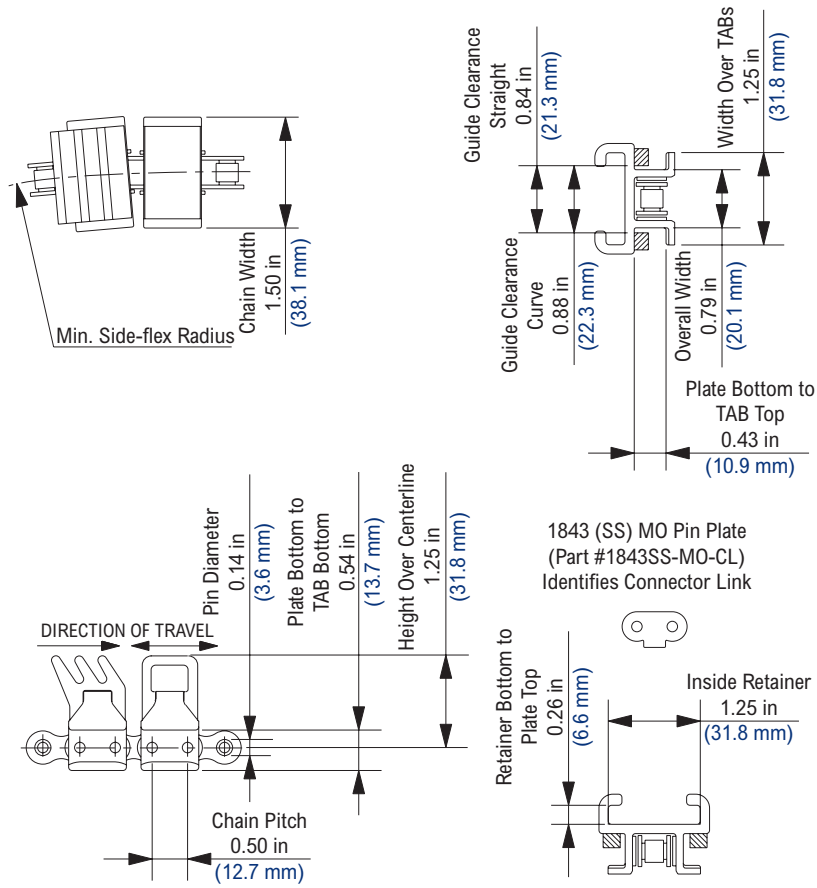


Photo shows 1843 TAB G TableTop® Chain with Gripper Retainers molded in Low Friction (LF) material on Stainless Steel (SS) base chain.



1843 (SS) MO Pin Plate (Part #1843SS-MO-CL) Identifies Connector Link

Chain Information

desc	Chain Width		Min. Side-flex Radius		Approximate Weight	
	in	mm	in	mm	lbs/ft	kg/m
1 1/2	1.50	38.1	10.00	254.0	0.85	1.27

Available Materials

Prefix	Top Plate Material	Base Chain Material	Temperature						Chain Strength		FDA Approval
			Fahrenheit			Celsius					
			min	max dry	max wet	min	max dry	max wet	lbs	N	
Standard Materials											
LF	Low Friction	Stainless Steel	-40	180	150	-40	82	66	420	1,868	Yes
Made-to-Order Materials											
PS®	Platinum Series®	Stainless Steel	-40	180	150	-40	82	66	420	1,868	Yes

Regulatory Information

The Food and Drug Administration (FDA) accepts certain materials for direct food contact. FDA approved material is compliant to FDA 21 CFR § 177

Rexnord, TableTop, Platinum Series, and PS are trademarks of Rexnord Corporation.

All rights reserved.

Additional Notes

MTO (Made-to-Order) products are non-returnable. Minimum order quantity and additional setup charges may also apply.

Stocked in 240 pitch, 10 ft (3.048 m) length strands.

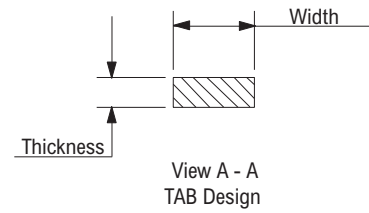
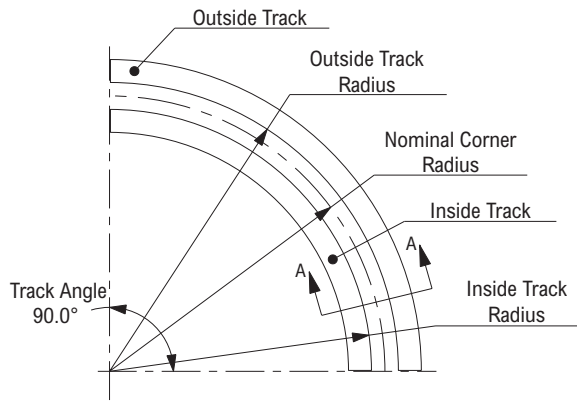
Uses 1843 stainless steel (SS) base chain (Part #1843SS-BC).

Chain runs on ANSI No. 40 sprockets.

Can be assembled with "J" or "D" style gripper attachments; see accessories section for more information.

Chain strength is listed at room temperature. NR = Not Recommended.

For additional material information, see material portfolio.

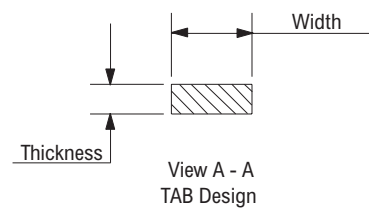
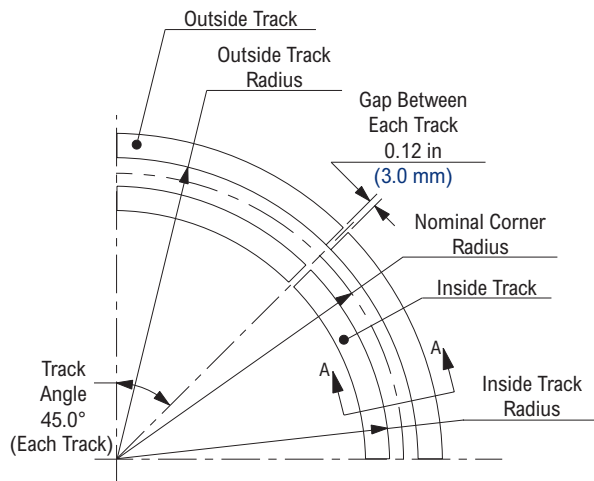


Corner Track (Two Piece)

Corner Track Kit Number	Part Number	Accommodates Top Plate Width		Nominal Corner Radius		Inside Track Radius		Outside Track Radius		Thickness		Width		Material	Color	Approximate Corner Track Kit Weight	
		in	mm	in	mm	in	mm	in	mm	in	mm	in	mm			lbs	kg
TAB Design																	
N18R3	10178062	3 1/4	82.6	18.0	457	17.1	434	18.9	480	0.38	9.7	1.50	38.1	Nylatron®	Black	1.28	0.58
U18R3	10178904	3 1/4	82.6	18.0	457	17.1	434	18.9	480	0.38	9.7	1.50	38.1	UHMWPE	White	1.28	0.58
ULF18R3	10400636	3 1/4	82.6	18.0	457	17.1	434	18.9	480	0.38	9.7	1.50	38.1	ULF	Brown/Red	1.06	0.48
N24R3	10178064	All	All	24.0	610	23.1	587	24.9	632	0.38	9.7	1.50	38.1	Nylatron®	Black	1.71	0.78
U24R3	10178909	All	All	24.0	610	23.1	587	24.9	632	0.38	9.7	1.50	38.1	UHMWPE	White	1.71	0.78
ULF24R3	10400637	All	All	24.0	610	23.1	587	24.9	632	0.38	9.7	1.50	38.1	ULF	Brown/Red	1.41	0.64

Corner track kit supplied as one 90° inside and one 90° outside track, which can be used as either carry or return.

Nylatron® is a registered trademark of Quadrant Engineering Plastics Products.

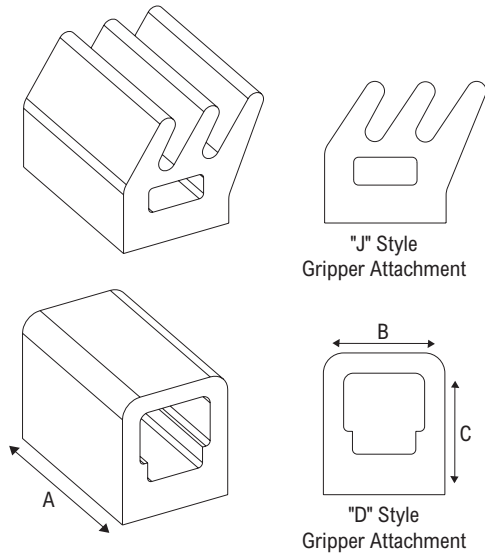


Corner Track (Four Piece)

Corner Track Kit Number	Part Number	Accommodates Top Plate Width		Nominal Corner Radius		Inside Track Radius		Outside Track Radius		Thickness		Width		Material	Color	Approximate Corner Track Kit Weight	
		in	mm	in	mm	in	mm	in	mm	in	mm	in	mm			lbs	kg
TAB Design																	
N30R3	10178067	All	All	30.0	762	29.2	742	30.8	782	0.38	9.7	1.50	38.1	Nylatron®	Black	2.13	0.97
U30R3	10178911	All	All	30.0	762	29.2	742	30.8	782	0.38	9.7	1.50	38.1	UHMWPE	White	2.13	0.97
ULF30R3	10400638	All	All	30.0	762	29.2	742	30.8	782	0.38	9.7	1.50	38.1	ULF	Brown/Red	1.76	0.80

Corner track kit supplied as two 45° inside and two 45° outside track, which can be used as either carry or return.

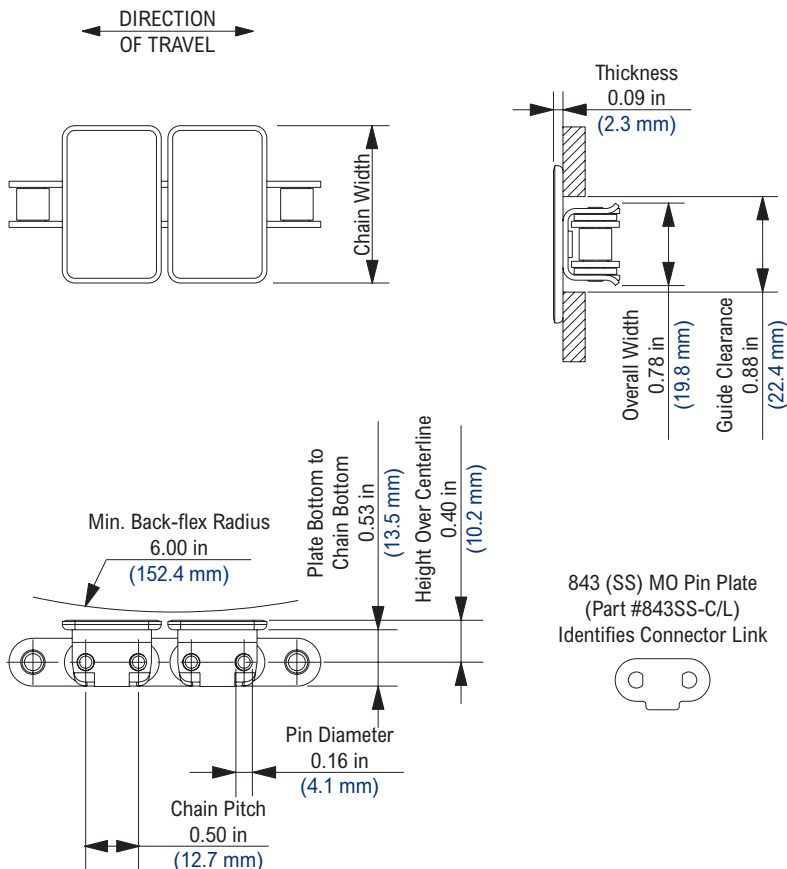

Nylatron® is a registered trademark of Quadrant Engineering Plastics Products.



Gripper Attachments

Part Number	Style	Material	Color	Hardness (Shore A)	"A" Dimension		"B" Dimension		"C" Dimension	
					in	mm	in	mm	in	mm
Standard Grippers										
10075975	D	Neoprene	Black	40	1.23	31.2	0.75	19.1	0.88	22.4
10075977	J	Neoprene	White	40	1.23	31.2	0.75	19.1	0.88	22.4
Made-to-Order Grippers										
10075976	J	Neoprene	Black	40	1.23	31.2	0.75	19.1	0.88	22.4

1844 (SS)



843 (SS) MO Pin Plate
(Part #843SS-C/L)
Identifies Connector Link



Chain Information

desc	Chain Width		Min. Side-flex Radius		Approximate Weight	
	in	mm	in	mm	lbs/ft	kg/m
1	1.00	25.4	-	-	0.90	1.34
1 1/4	1.25	31.8	-	-	0.93	1.39
1 1/2	1.50	38.1	-	-	0.96	1.43
2	2.00	50.8	-	-	1.10	1.64

Available Materials

Prefix	Top Plate Material	Base Chain Material	Temperature							Chain Strength		FDA Approval
			Fahrenheit			Celsius				lbs	N	
			min	max	dry	wet	min	max	dry			
Standard Materials												
SS	Stainless Steel	Stainless Steel	-100	800	212	-73	427	100	520	2,313	Yes	

Regulatory Information

Based on the material chemistries, industry standards, and the documentation in the Federal Registry, it is the opinion of Rexnord that the Rexnord® TableTop® stainless steel chains can be considered GRAS for direct food contact. Rexnord and TableTop are trademarks of Rexnord Corporation. All rights reserved. U.S. Patent: 4096943

Additional Notes

Stocked in 240 pitch, 10 ft (3.048 m) length strands. Uses 843 stainless steel (SS) base chain (Part #843SS-BC). Chain runs on ANSI No. 40 sprockets. Chain strength is listed at room temperature. NR = Not Recommended. For additional material information, see material portfolio.

1863 TAB (S)


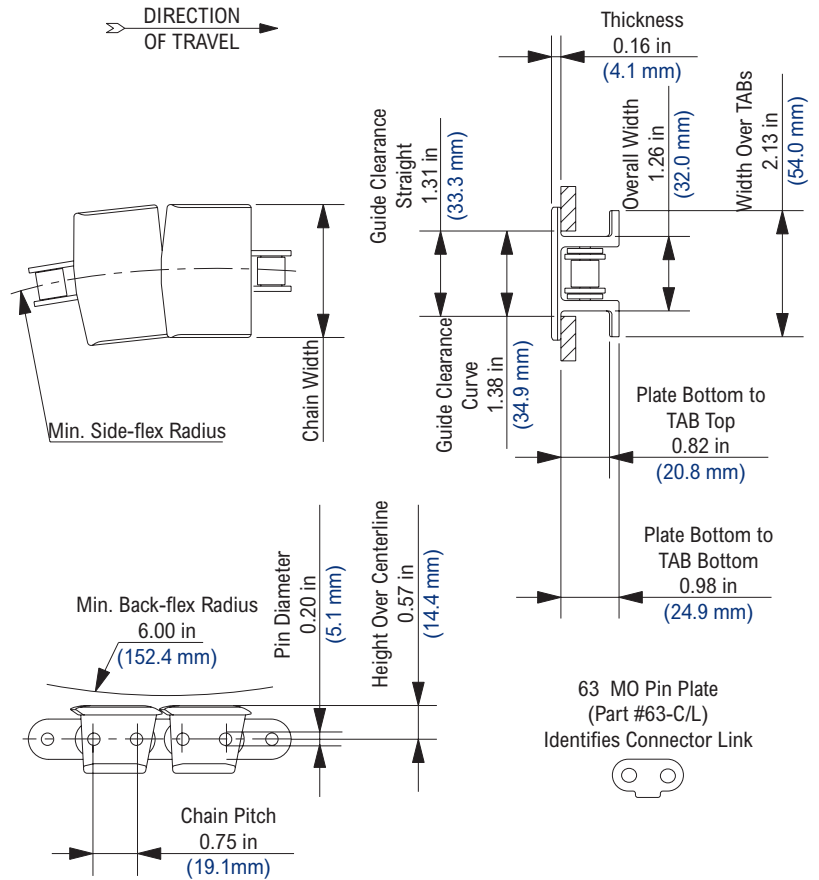


Photo shows 1863 TAB TableTop® Chain with top plates molded in Black Wear Resistant (BWR) material on Carbon Steel (S) base chain.

Chain Information

Chain Width desc	Chain Width		Min. Side-flex Radius		Approximate Weight	
	in	mm	in	mm	lbs/ft	kg/m
2 1/4	2.25	57.2	14.00	355.6	1.34	2.00



Available Materials

Prefix	Top Plate Material	Base Chain Material	Temperature						Chain Strength		FDA Approval
			Fahrenheit			Celsius			lbs	N	
			min	max	wet	min	max	wet			
Standard Materials											
LF	Low Friction	Carbon Steel	-40	180	NR	-40	82	NR	1,000	4,448	No
Made-to-Order Materials											
AS	Anti-Static	Carbon Steel	0	180	NR	-18	82	NR	1,000	4,448	No
BWR	Black Wear Resistant	Carbon Steel	-40	180	NR	-40	82	NR	1,000	4,448	No
FR	Flame Retardant	Carbon Steel	0	180	NR	-18	82	NR	1,000	4,448	No
HP™	High Performance	Carbon Steel	-40	180	NR	-40	82	NR	1,000	4,448	No
WX	Green Abrasion Resistant Polyamide	Carbon Steel	-40	220	NR	-40	104	NR	1,000	4,448	No

Regulatory Information

Rexnord, TableTop and HP are trademarks of Rexnord Corporation. All rights reserved.

Additional Notes

MTO (Made-to-Order) products are non-returnable. Minimum order quantity and additional setup charges may also apply. Stocked in 160 pitch, 10 ft (3.048 m) length strands. Uses 63 carbon steel (S) base chain (Part #63-BC). Chain runs on ANSI No. 60 sprockets. Chain breakers available. For additional material information, see material portfolio.

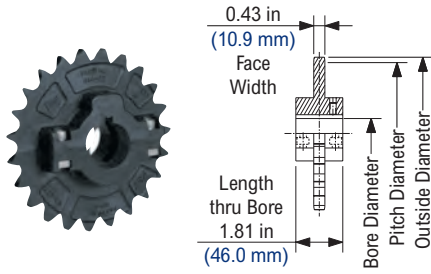


Part #CB1



Part #SK12776

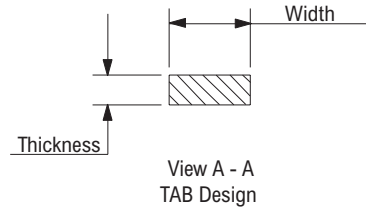
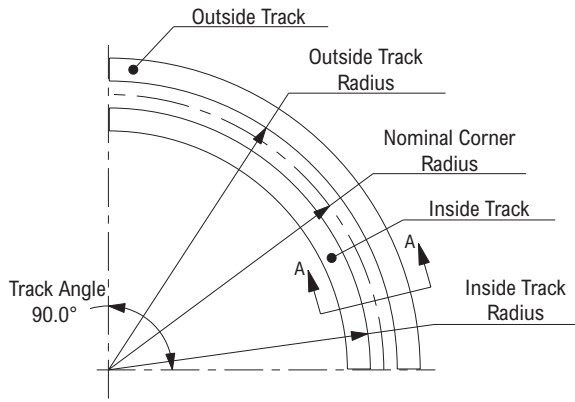
NS63 Thermoplastic Split Sprocket



NS63 Thermoplastic Split Sprocket Information

Number Of Teeth		Pitch Diameter		Outside Diameter		Bore Diameter (Shaft-Ready)								Bore Diameter (Idler)				Approximate Weight			
						Round				Square				in		mm					
						in	mm	in	mm	min	max	min	max	min	max	min	max			min	max
actual	effect	in	mm	in	mm	min	max	min	max	min	max	min	max	min	max	min	max	min	max	lbs	kg
23	11 1/2	5.508	139.90	5.91	150.1	1	1 5/8	30	40	-	-	-	-	1	1 5/8	30	40	0.75	0.34		

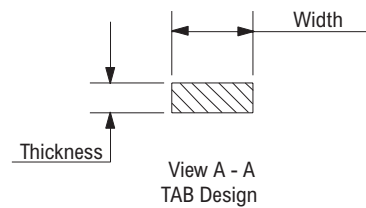
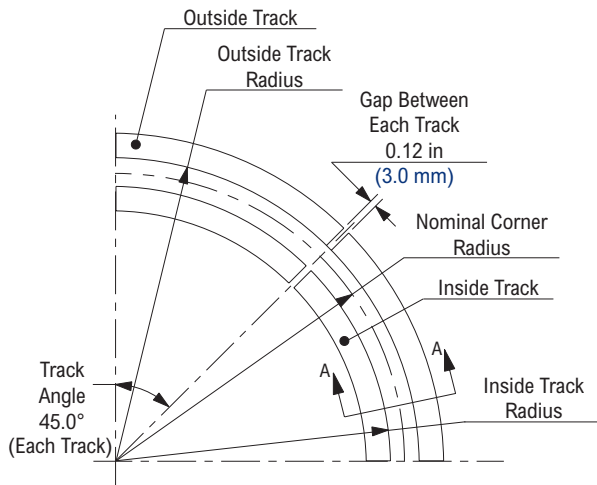
Shaft-ready round bore sprockets are shipped with keyway and no setscrew. Idler bores are designed to spin freely on the shaft.



Corner Track (Two Piece)

Corner Track Kit Number	Part Number	Accommodates Top Plate Width		Nominal Corner Radius		Inside Track Radius		Outside Track Radius		Thickness		Width		Material	Color	Approximate Corner Track Kit Weight	
		in	mm	in	mm	in	mm	in	mm	in	mm	in	mm			lbs	kg
TAB Design																	
U18R6		All	All	18.0	457	17.3	439	18.7	475	0.75	19.1	1.5	38	UHMWPE	White	2.63	1.19
ULF18R6	10400683	All	All	18.0	457	17.3	439	18.7	475	0.75	19.1	1.5	38	ULF	Brown/Red	2.17	0.98
U24R6	10178910	All	All	24.0	610	23.3	592	24.7	627	0.75	19.1	1.5	38	UHMWPE	White	3.51	1.59
ULF24R6	10400684	All	All	24.0	610	23.3	592	24.7	627	0.75	19.1	1.5	38	ULF	Brown/Red	2.89	1.31

Corner track kit supplied as one 90° inside and one 90° outside track, which can be used as either carry or return.



Corner Track (Four Piece)

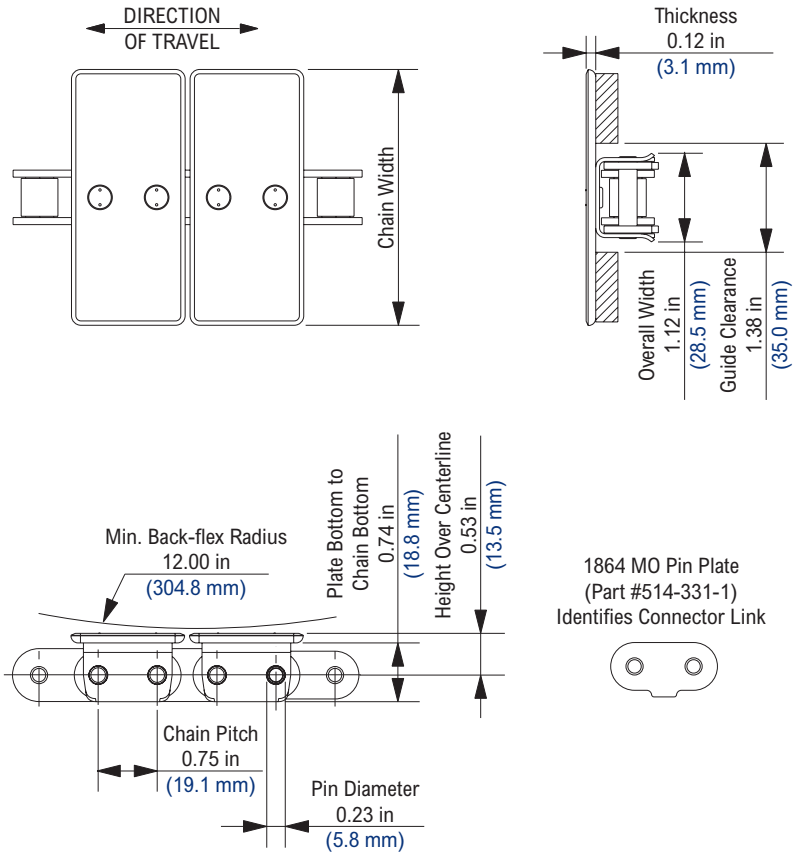

Corner Track Kit Number	Part Number	Accommodates Top Plate Width		Nominal Corner Radius		Inside Track Radius		Outside Track Radius		Thickness		Width		Material	Color	Approximate Corner Track Kit Weight	
		in	mm	in	mm	in	mm	in	mm	in	mm	in	mm			lbs	kg
TAB Design																	
U30R6	10201962	All	All	30.0	762	29.3	744	30.7	780	0.75	19.1	1.5	38	UHMWPE	White	4.38	1.99
ULF30R6	10400685	All	All	30.0	762	29.3	744	30.7	780	0.75	19.1	1.5	38	ULF	Brown/Red	3.60	1.63

Corner track kit supplied as two 45° inside and two 45° outside track, which can be used as either carry or return.

Blank lined area for writing or drawing.



1864 (S)



Chain Information

desc	Chain Width		Min. Side-flex Radius		Approximate Weight	
	in	mm	in	mm	lbs/ft	kg/m
2 1/4	2.25	57.2	-	-	2.20	3.28
3 1/4	3.25	82.6	-	-	2.50	3.73
4 1/2	4.50	114.3	-	-	2.90	4.32
6	6.00	152.4	-	-	3.50	5.22
7 1/2	7.50	190.5	-	-	4.10	6.11

Available Materials

Prefix	Top Plate Material	Base Chain Material	Temperature						Chain Strength		FDA Approval
			Fahrenheit			Celsius			lbs	N	
			min	max		min	max				
Standard Materials											
AK	Stainless Steel	Carbon Steel	-100	800	NR	-73	427	NR	1,200	5,338	No
S	Carbon Steel	Carbon Steel	-40	350	NR	-40	177	NR	1,200	5,338	No

Regulatory Information

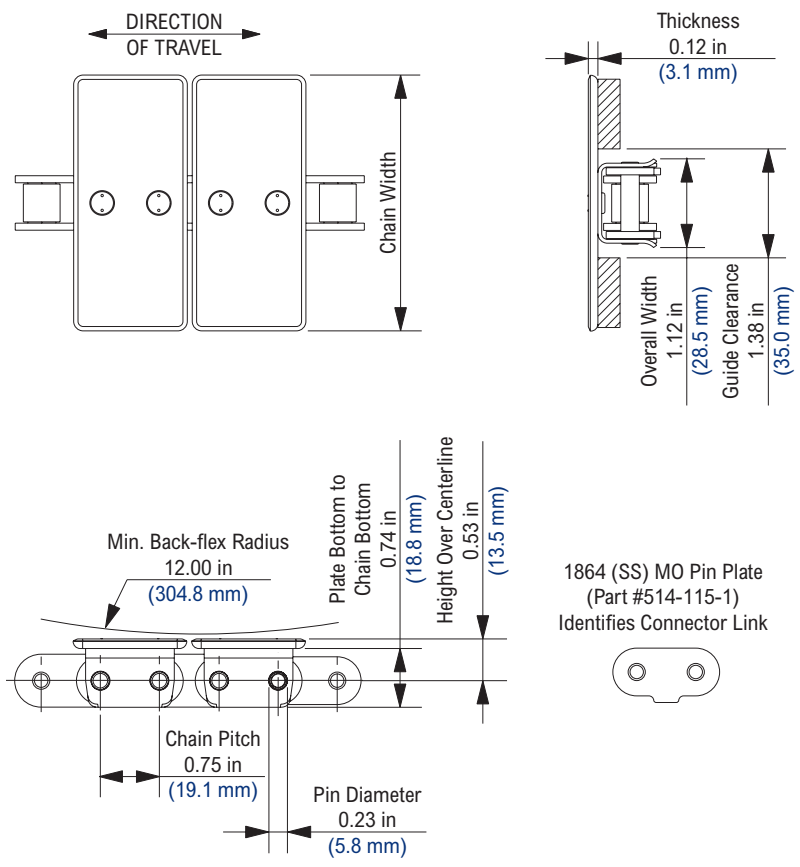
Rexnord and TableTop are trademarks of Rexnord Corporation.
 All rights reserved.
 U.S. Patent: 4096943

Additional Notes

Stocked in 160 pitch, 10 ft (3.048 m) length strands.
 Uses 1864 carbon steel (S) base chain (Part #614-90-1).
 Chain runs on ANSI No. 60 sprockets.
 Stainless steel (SS) top plates on carbon steel (S) base chain is ordered as 1864AK.
 Chain breakers available.
 Chain strength is listed at room temperature. NR = Not Recommended.
 For additional material information, see material portfolio.



1864 (SS)



Chain Information

desc	Chain Width		Min. Side-flex Radius		Approximate Weight	
	in	mm	in	mm	lbs/ft	kg/m
2 1/4	2.25	57.2	-	-	2.20	3.28
3 1/4	3.25	82.6	-	-	2.50	3.73
4 1/2	4.50	114.3	-	-	2.90	4.32
6	6.00	152.4	-	-	3.50	5.22
7 1/2	7.50	190.5	-	-	4.10	6.11

Available Materials

Prefix	Top Plate Material	Base Chain Material	Temperature						Chain Strength		FDA Approval
			Fahrenheit			Celsius			lbs	N	
			min	max dry	max wet	min	max dry	max wet			
Standard Materials											
SS	Stainless Steel	Stainless Steel	-100	800	212	-73	427	100	900	4,003	Yes

Regulatory Information

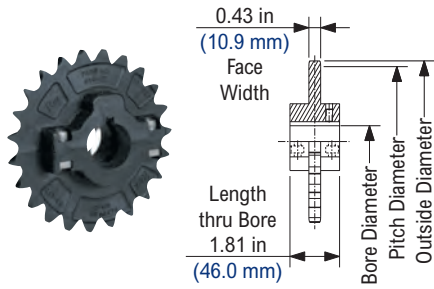
Based on the material chemistries, industry standards, and the documentation in the Federal Registry, it is the opinion of Rexnord that the Rexnord® TableTop® stainless steel chains can be considered GRAS for direct food contact. Rexnord and TableTop are trademarks of Rexnord Corporation. All rights reserved. U.S. Patent: 4096943

Additional Notes

Stocked in 160 pitch, 10 ft (3.048 m) length strands. Uses 1864 stainless steel (SS) base chain (Part #614-93-1). Chain runs on ANSI No. 60 sprockets. Chain breakers available. Chain strength is listed at room temperature. NR = Not Recommended. For additional material information, see material portfolio.



NS63 Thermoplastic Split Sprocket



NS63 Thermoplastic Split Sprocket Information

Number Of Teeth		Pitch Diameter		Outside Diameter		Bore Diameter (Shaft-Ready)								Bore Diameter (Idler)				Approximate Weight			
						Round				Square				in		mm					
						in	mm	in	mm	min	max	min	max	min	max	min	max			min	max
actual	effect	in	mm	in	mm	min	max	min	max	min	max	min	max	min	max	min	max	min	max	lbs	kg
23	11 1/2	5.508	139.90	5.91	150.1	1	1 5/8	30	40	-	-	-	-	1	1 5/8	30	40	0.75	0.34		

Shaft-ready round bore sprockets are shipped with keyway and setscrews. Metric shaft-ready round bore sprockets are shipped with metric hardware but without setscrews. Idler bores are designed to spin freely on the shaft without keyway or setscrews.

1873 TAB (S)


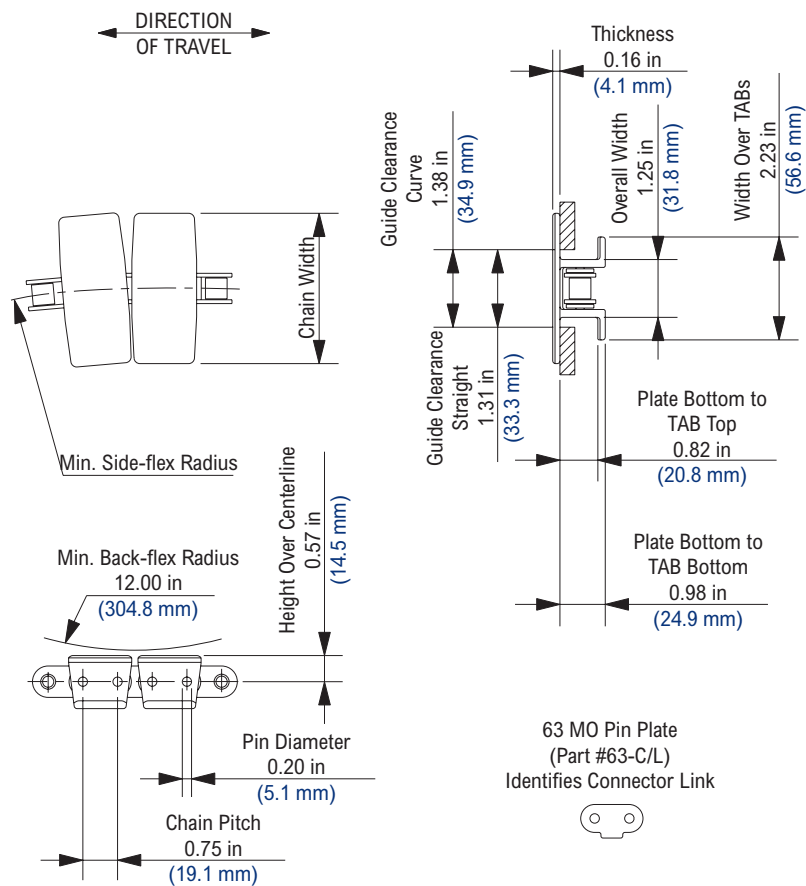


Photo shows 1873 TAB TableTop® Chain with top plates molded in Low Friction (LF) material on Carbon Steel (S) base chain.



Chain Information

desc	Chain Width		Min. Side-flex Radius		Approximate Weight	
	in	mm	in	mm	lbs/ft	kg/m
2 1/4	2.25	57.2	14.00	355.6	1.34	2.00
3 1/4	3.25	82.6	14.00	355.6	1.41	2.10
4 1/2	4.50	114.3	14.00	355.6	1.52	2.26
6	6.00	152.4	18.00	457.2	1.62	2.41
7 1/2	7.50	190.5	18.00	457.2	1.72	2.56
10	10.00	254.0	18.00	457.2	1.87	2.79
12	12.00	304.8	24.00	609.6	2.02	3.01

Available Materials

Prefix	Top Plate Material	Base Chain Material	Temperature						Chain Strength		FDA Approval
			Fahrenheit			Celsius			lbs	N	
			min	max	wet	min	max	wet			
Standard Materials											
D	Plain Acetal	Carbon Steel	-40	180	NR	-40	82	NR	1,000	4,448	No
HP™	High Performance	Carbon Steel	-40	180	NR	-40	82	NR	1,000	4,448	No
LF	Low Friction	Carbon Steel	-40	180	NR	-40	82	NR	1,000	4,448	No
PS®	Platinum Series®	Carbon Steel	-40	180	NR	-40	82	NR	1,000	4,448	No
Made-to-Order Materials											
AS	Anti-Static	Carbon Steel	0	180	NR	-18	82	NR	1,000	4,448	No
BWR	Black Wear Resistant	Carbon Steel	-40	180	NR	-40	82	NR	1,000	4,448	No
DUV	Plain Acetal Ultraviolet Resistant	Carbon Steel	0	180	NR	-18	82	NR	1,000	4,448	No
FR	Flame Retardant	Carbon Steel	0	180	NR	-18	82	NR	1,000	4,448	No
HS	Heat Stabilized	Carbon Steel	-40	220	NR	-40	104	NR	1,000	4,448	No
MR	Melt Resistant	Carbon Steel	-80	220	NR	-62	104	NR	1,000	4,448	No
P	Chemical Resistant	Carbon Steel	0	180	NR	-18	82	NR	1,000	4,448	No
WX	Green Abrasion Resistant Polyamide	Carbon Steel	-40	220	NR	-40	104	NR	1,000	4,448	No

Regulatory Information

Rexnord, TableTop, Platinum Series, HP and PS are trademarks of Rexnord Corporation.
All rights reserved.

Additional Notes

MTO (Made-to-Order) products are non-returnable. Minimum order quantity and additional setup charges may also apply.
Stocked in 160 pitch, 10 ft (3.048 m) length strands.
Uses 63 carbon steel (S) base chain (Part #63-BC).
Chain runs on ANSI No. 60 sprockets.
Plain acetal (D) top plates are not stocked for the 2-1/4 in (57.2 mm) width.
Chain breakers available.
Chain strength is listed at room temperature. NR = Not Recommended.
For additional material information, see material portfolio.



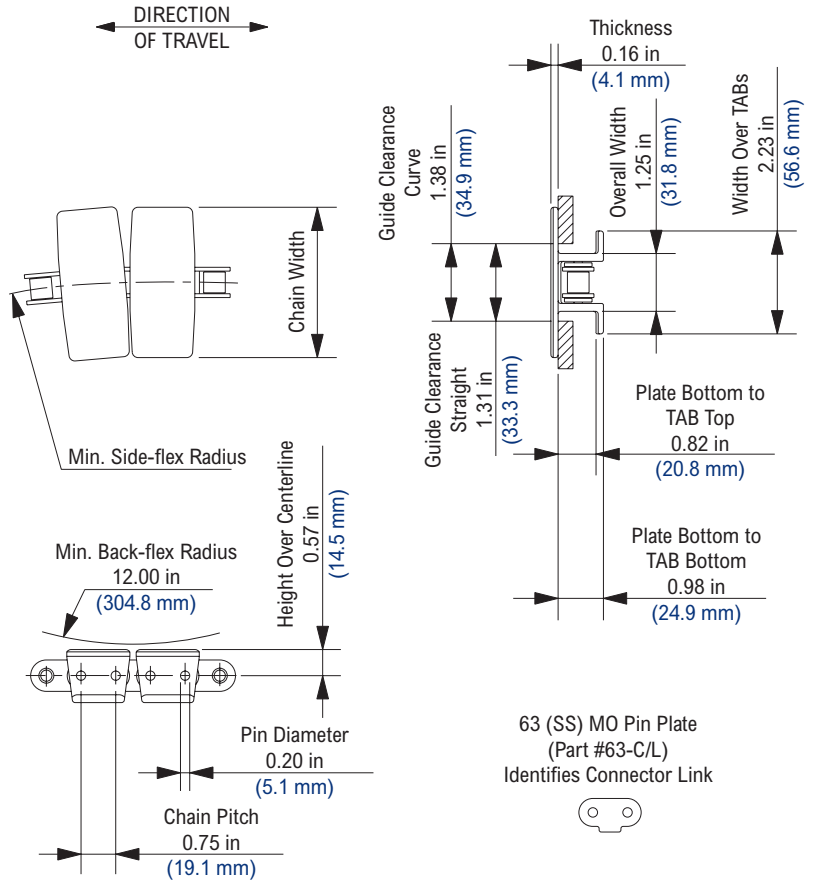
1873 TAB (SS)



Photo shows 1873 TAB TableTop® Chain with top plates molded in Low Friction (LF) material on Stainless Steel (SS) base chain.

Chain Information

Chain Width desc	Chain Width		Min. Side-flex Radius		Approximate Weight	
	in	mm	in	mm	lbs/ft	kg/m
2 1/4	2.25	57.2	14.00	355.6	1.34	2.00
3 1/4	3.25	82.6	14.00	355.6	1.41	2.10
4 1/2	4.50	114.3	14.00	355.6	1.52	2.26
6	6.00	152.4	18.00	457.2	1.62	2.41
7 1/2	7.50	190.5	18.00	457.2	1.72	2.56
10	10.00	254.0	18.00	457.2	1.87	2.79
12	12.00	304.8	24.00	609.6	2.02	3.01



Available Materials

Prefix	Top Plate Material	Base Chain Material	Temperature						Chain Strength		FDA Approval
			Fahrenheit			Celsius			lbs	N	
			min	max dry	max wet	min	max dry	max wet			
Standard Materials											
D	Plain Acetal	Stainless Steel	-40	180	150	-40	82	66	750	3,336	No
HP™	High Performance	Stainless Steel	-40	180	150	-40	82	66	750	3,336	Yes
LF	Low Friction	Stainless Steel	-40	180	150	-40	82	66	750	3,336	Yes
PS®	Platinum Series®	Stainless Steel	-40	180	150	-40	82	66	750	3,336	Yes
Made-to-Order Materials											
AS	Anti-Static	Stainless Steel	0	180	NR	-18	82	NR	750	3,336	No
BWR	Black Wear Resistant	Stainless Steel	-40	180	NR	-40	82	NR	750	3,336	No
DUV	Plain Acetal Ultraviolet Resistant	Stainless Steel	0	180	150	-18	82	66	750	3,336	No
FR	Green Abrasion Resistant Polyamide	Stainless Steel	0	180	140	-18	82	60	750	3,336	No
HS	Heat Stabilized	Stainless Steel	-40	220	212	-40	104	100	750	3,336	No
MR	Melt Resistant	Stainless Steel	-80	220	NR	-62	104	NR	750	3,336	No
P	Chemical Resistant	Stainless Steel	0	180	140	-18	82	60	750	3,336	Yes
WX	Green Abrasion Resistant Polyamide	Stainless Steel	-40	220	NR	-40	104	NR	750	3,336	No

Regulatory Information


The Food and Drug Administration (FDA) accepts certain materials for direct food contact. FDA approved material is compliant to FDA 21 CFR § 177. Rexnord, TableTop, Platinum Series, HP and PS are trademarks of Rexnord Corporation. All rights reserved.

Additional Notes

MTO (Made-to-Order) products are non-returnable. Minimum order quantity and additional setup charges may also apply. Stocked in 160 pitch, 10 ft (3.048 m) length strands. Uses 63 stainless steel (SS) base chain (Part #63SS-BC). Chain runs on ANSI No. 60 sprockets. Plain acetal (D) top plates are not stocked for the 2-1/4 in (57.2 mm) width. Chain breakers available. Chain strength is listed at room temperature. NR = Not Recommended. For additional material information, see material portfolio.

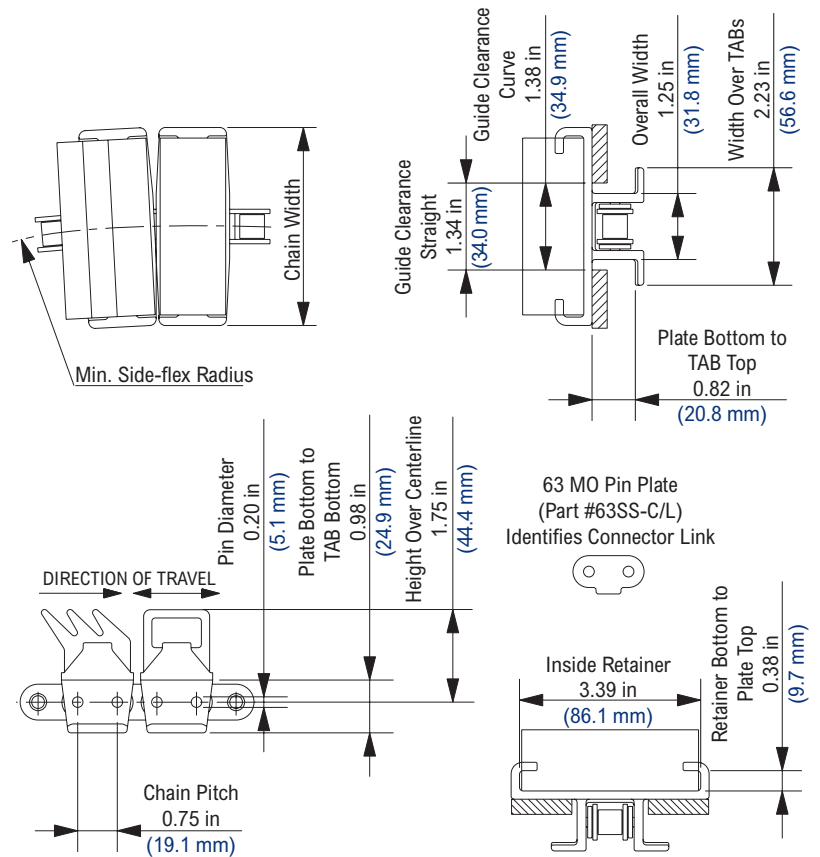


1873 TAB G (S)



Chain Information

Chain Width			Min. Side-flex Radius		Approximate Weight	
desc	in	mm	in	mm	lbs/ft	kg/m
3 3/4	3.75	95.3	15.00	381.0	1.50	2.24



Available Materials

Prefix	Top Plate Material	Base Chain Material	Temperature						Chain Strength		FDA Approval
			Fahrenheit			Celsius			lbs	N	
			min	max dry	max wet	min	max dry	max wet			
HP™	High Performance	Carbon Steel	-40	180	NR	-40	82	NR	1,000	4,448	No
HS	Heat Stabilized	Carbon Steel	-40	220	NR	-40	104	NR	1,000	4,448	No
LF	Low Friction	Carbon Steel	-40	180	150	-40	82	66	1,000	4,448	No
PS®	Platinum Series®	Carbon Steel	-40	180	NR	-40	82	NR	1,000	4,448	No
Made-to-Order Materials											
WX	Green Abrasion Resistant Polyamide	Carbon Steel	-40	220	NR	-40	104	NR	1,000	4,448	No

Regulatory Information

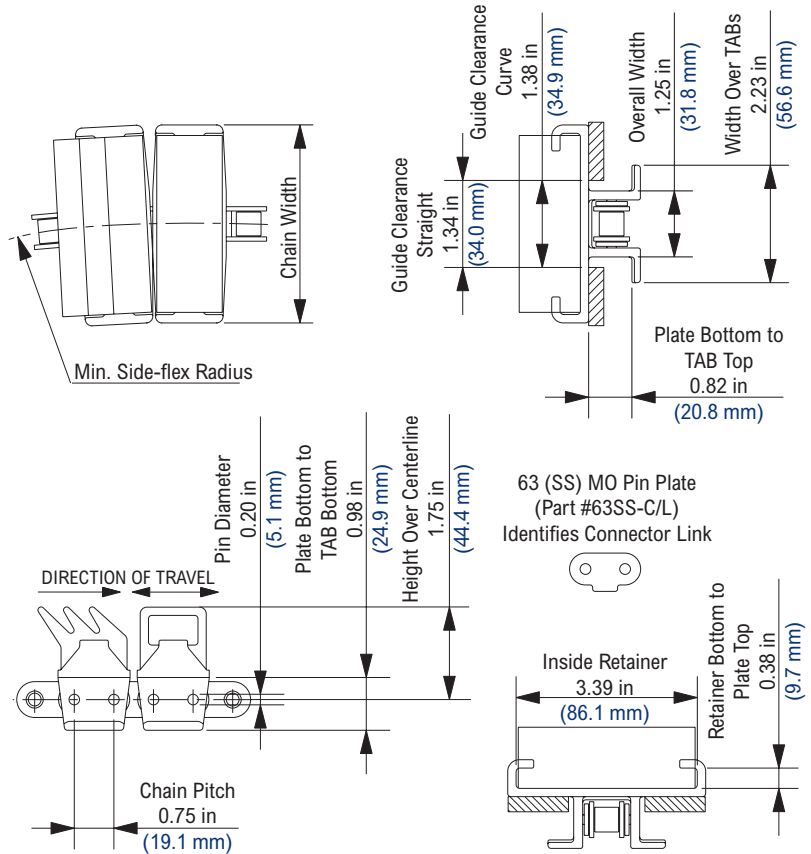

Rexnord, TableTop and HP are trademarks of Rexnord Corporation. All rights reserved.
 U.S. Patents: 4629063, 4809846, 5219065

Additional Notes

MTO (Made-to-Order) products are non-returnable. Minimum order quantity and additional setup charges may also apply.
 Stocked in 160 pitch, 10 ft (3.048 m) length strands.
 Uses 63 carbon steel (S) base chain (Part #63-BC).
 Chain runs on ANSI No. 60 sprockets.
 Chain breakers available.
 Chain strength is listed at room temperature.
 NR = Not Recommended.
 For additional material information, see material portfolio.



1873 TAB G (SS)



Chain Information

desc	Chain Width		Min. Side-flex Radius		Approximate Weight	
	in	mm	in	mm	lbs/ft	kg/m
3 3/4	3.75	95.3	15.00	381.0	1.50	2.24

Available Materials

Prefix	Top Plate Material	Base Chain Material	Temperature						Chain Strength		FDA Approval
			Fahrenheit			Celsius			lbs	N	
			min	max dry	max wet	min	max dry	max wet			
Standard Materials											
HP™	High Performance	Stainless Steel	-40	180	150	-40	82	66	750	3,336	Yes
HS	Heat Stabilized	Stainless Steel	-40	220	212	-40	104	100	750	3,336	No
LF	Low Friction	Stainless Steel	-40	180	150	-40	82	66	750	3,336	Yes
PS®	Platinum Series®	Stainless Steel	-40	180	150	-40	82	66	750	3,336	Yes
Made-to-Order Materials											
WX	Green Abrasion Resistant Polyamide	Stainless Steel	-40	220	NR	-40	104	NR	750	3,336	No

Regulatory Information

The Food and Drug Administration (FDA) accepts certain materials for direct food contact. FDA approved material is compliant to FDA 21 CFR § 177.

Rexnord, TableTop, Platinum Series, HP and PS are trademarks of Rexnord Corporation.

All rights reserved.

U.S. Patents: 4629063, 4809846, 5219065

Additional Notes

MTO (Made-to-Order) products are non-returnable. Minimum order quantity and additional setup charges may also apply.

Stocked in 160 pitch, 10 ft (3.048 m) length strands.

Uses 63 stainless steel (SS) base chain (Part #63SS-BC).

Chain runs on ANSI No. 60 sprockets.

Chain breakers available.

Chain strength is listed at room temperature.

NR = Not Recommended.

For additional material information, see material portfolio.



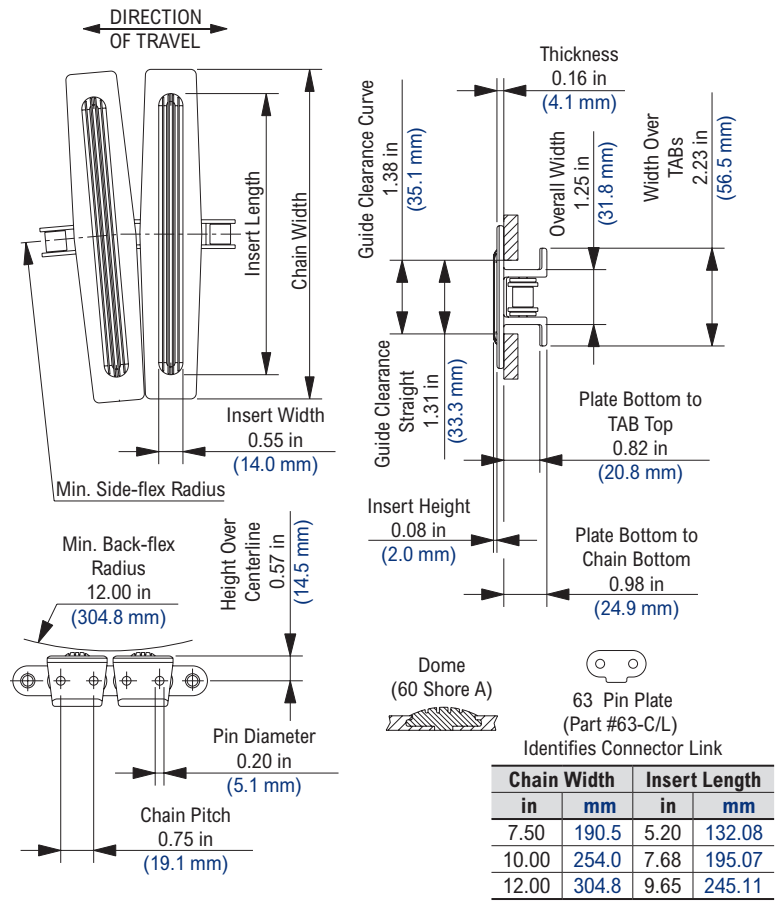
1873 TAB (S) SuperGrip™



Photo shows 1873 TAB SuperGrip™ TableTop® Chain with High Friction Inserts and top plates molded in Low Friction (LF) material on Carbon Steel (S) base chain.

Chain Information

desc	Chain Width		Min. Side-flex Radius		Approximate Weight	
	in	mm	in	mm	lbs/ft	kg/m
7 1/2	7.50	190.5	18.00	457.2	1.72	2.56
10	10.00	254.0	18.00	457.2	1.87	2.79
12	12.00	304.8	24.00	609.6	2.02	3.01



Available Materials

Prefix	Top Plate Material	Base Chain Material	Temperature						Chain Strength		FDA Approval
			Fahrenheit			Celsius			lbs	N	
			min	max	wet	min	max	wet			
Standard Materials											
LF	Low Friction	Carbon Steel	-40	180	NR	-40	82	NR	1,000	4,448	No

Regulatory Information

The Food and Drug Administration (FDA) accepts certain materials for direct food contact. FDA approved material is compliant to FDA 21 CFR § 177. Rexnord and TableTop are trademarks of Rexnord Corporation. All rights reserved.

Additional Notes

Stocked in 160 pitch, 10 ft (3.048 m) length strands. Uses 63 carbon steel (S) base chain (Part #63-BC). Chain runs on ANSI No. 60 sprockets. Chain breakers available. 3.25 in (82.6 mm) and 4.50 in (114.3 mm) widths are available by cutting 7.50 in (190.5 mm) links. Thermoplastic pins are available upon request. Chain Load Ratings are listed at room temperature. NR = Not Recommended.



Part #CB1

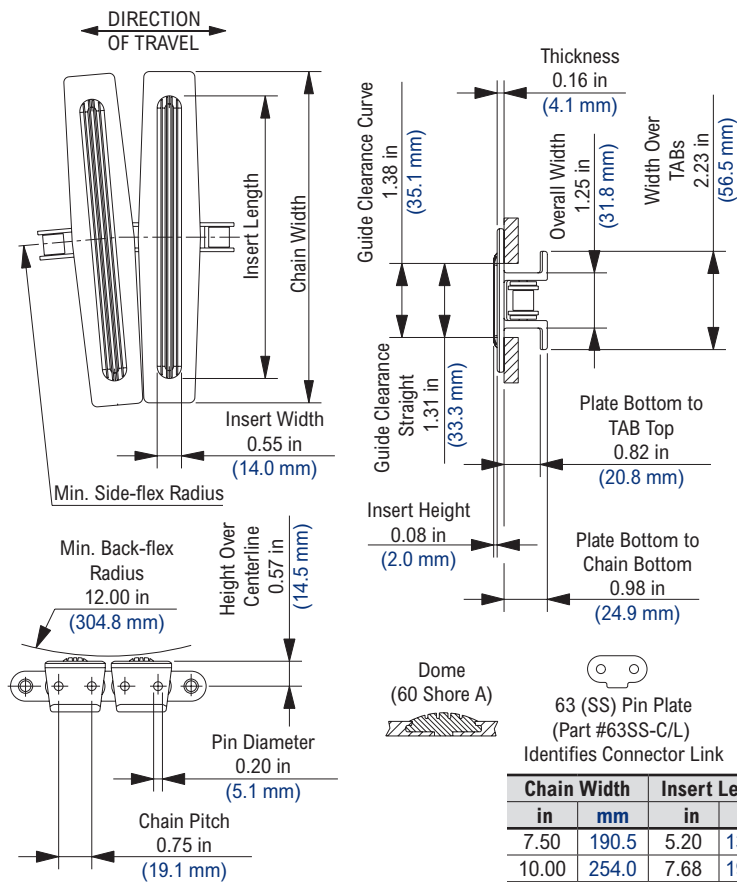


Part #SK12776

1873 TAB (SS) SuperGrip™



Photo shows 1873 TAB SuperGrip™ TableTop® Chain with High Friction Inserts and top plates molded in Low Friction (LF) material on Carbon Steel (S) base chain.



Chain Information

desc	Chain Width		Min. Side-flex Radius		Approximate Weight	
	in	mm	in	mm	lbs/ft	kg/m
7 1/2	7.50	190.5	18.00	457.2	1.72	2.56
10	10.00	254.0	18.00	457.2	1.72	2.56
12	12.00	304.8	24.00	609.6	2.02	3.01

Available Materials

Prefix	Top Plate Material	Base Chain Material	Temperature						Chain Strength		FDA Approval
			Fahrenheit			Celsius			lbs	N	
			min	max dry	max wet	min	max dry	max wet			
Standard Materials											
LF	Low Friction	Stainless Steel	-40	180	150	-40	82	66	750	3,336	Yes

Regulatory Information


The Food and Drug Administration (FDA) accepts certain materials for direct food contact. FDA approved material is compliant to FDA 21 CFR § 177. Rexnord and TableTop are trademarks of Rexnord Corporation. All rights reserved.

Additional Notes

Stocked in 160 pitch, 10 ft (3.048 m) length strands. Uses 63 stainless steel (SS) base chain (Part #63SS-BC). Chain runs on ANSI No. 60 sprockets. Chain breakers available. 3.25 in (82.6 mm) and 4.50 in (114.3 mm) widths are available by cutting 7.50 in (190.5 mm) links. Chain strength is listed at room temperature. NR = Not Recommended. For additional material information, see material portfolio.

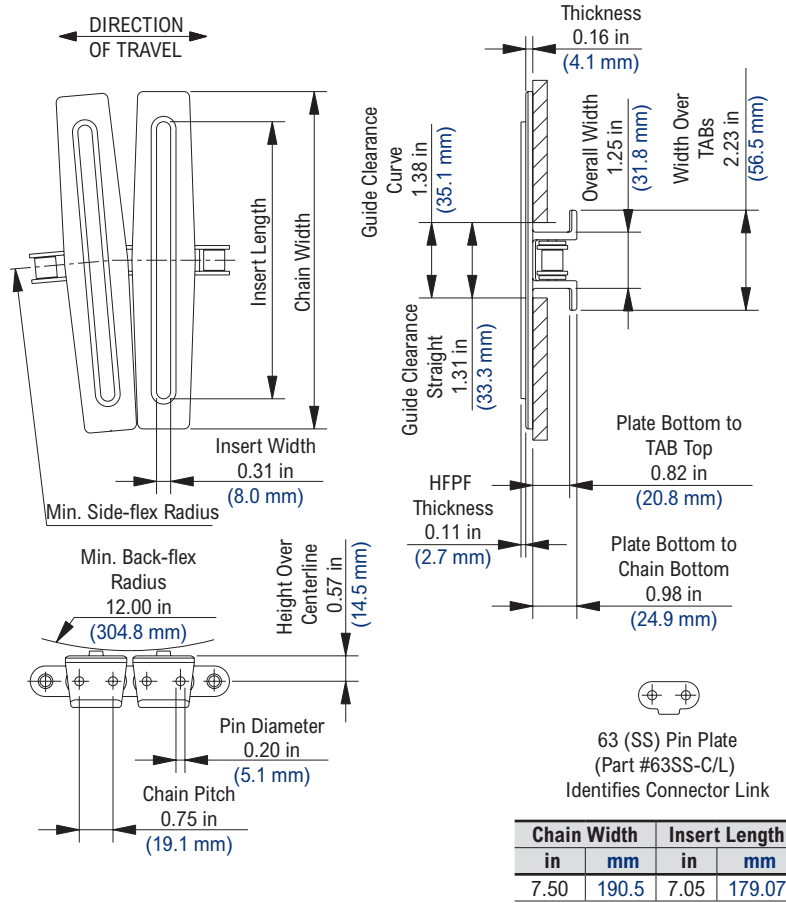


1873 TAB (SS) RubberTop®



Chain Information

Chain Width		Min. Side-flex Radius		Approximate Weight	
desc	in	in	mm	lbs/ft	kg/m
7 1/2	7.50	18.00	457.2	1.72	2.56



Available Materials

Prefix	Top Plate Material	Base Chain Material	Temperature						Chain Strength		FDA Approval
			Fahrenheit			Celsius			lbs	N	
			min	max dry	max wet	min	max dry	max wet			
Standard Materials											
LF	Low Friction	Stainless Steel	-40	180	150	-40	82	66	750	3,336	Yes

Regulatory Information

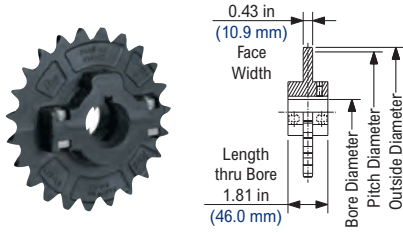
The Food and Drug Administration (FDA) accepts certain materials for direct food contact. FDA approved material is compliant to FDA 21 CFR § 177. Rexnord and TableTop are trademarks of Rexnord Corporation. All rights reserved.

Additional Notes

Stocked in 160 pitch, 10 ft (3.048 m) length strands. Uses 63 stainless steel (SS) base chain (Part #63SS-BC). Chain runs on ANSI No. 60 sprockets. Chain breakers available. Chain strength is listed at room temperature. NR = Not Recommended. For additional material information, see material portfolio.



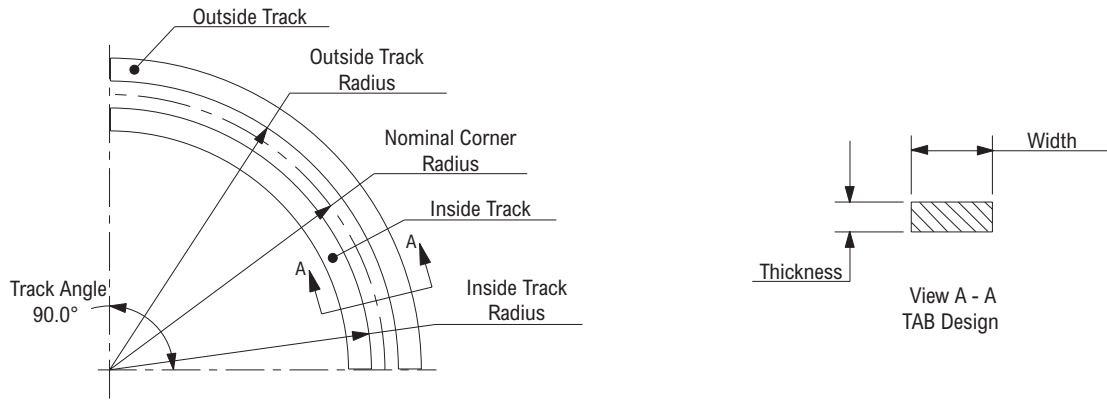
NS63 Thermoplastic Split Sprocket



NS63 Thermoplastic Split Sprocket Information

Number Of Teeth		Pitch Diameter		Outside Diameter		Bore Diameter (Shaft-Ready)								Bore Diameter (Idler)				Approximate Weight			
						Round				Square				in		mm					
						in	mm	min	max	min	max	min	max	min	max	min	max			min	max
actual	effect	in	mm	in	mm	min	max	min	max	min	max	min	max	min	max	min	max	min	max	lbs	kg
23	11 1/2	5.508	139.90	5.91	150.1	1	1 5/8	30	40	-	-	-	-	1	1 5/8	30	40	0.75	0.34		

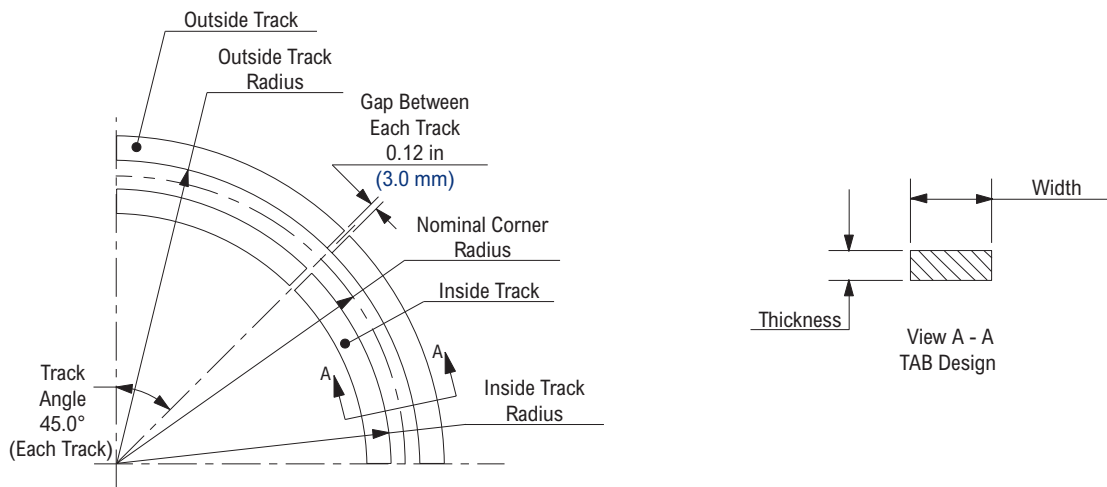
Shaft-ready round bore sprockets are shipped with keyway and setscrews. Metric shaft-ready round bore sprockets are shipped with metric hardware but without setscrews. Idler bores are designed to spin freely on the shaft without keyway or setscrews.



Corner Track (Two Piece)

Corner Track Kit Number	Part Number	Accommodates Top Plate Width		Nominal Corner Radius		Inside Track Radius		Outside Track Radius		Thickness		Width		Material	Color	Approximate Corner Track Kit Weight	
		in	mm	in	mm	in	mm	in	mm	in	mm	in	mm			lbs	kg
TAB Design																	
U18R6		All	All	18.0	457	17.3	439	18.7	475	0.75	19.1	1.50	38.1	UHMWPE	White	2.63	1.19
ULF18R6	10400683	All	All	18.0	457	17.3	439	18.7	475	0.75	19.1	1.50	38.1	ULF	Brown/Red	2.17	0.98
U24R6	10178910	All	All	24.0	610	23.3	592	24.7	627	0.75	19.1	1.50	38.1	UHMWPE	White	3.51	1.59
ULF24R6	10400684	All	All	24.0	610	23.3	592	24.7	627	0.75	19.1	1.50	38.1	ULF	Brown/Red	2.89	1.31

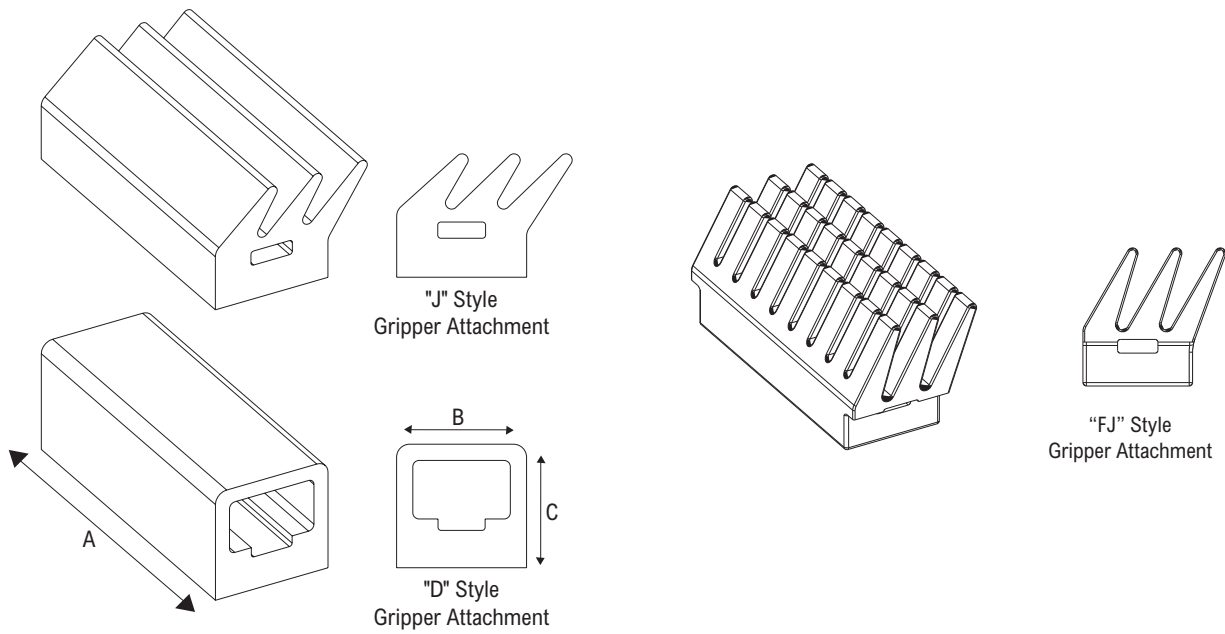
Corner track kit supplied as one 90° inside and one 90° outside track, which can be used as either carry or return.



Corner Track (Four Piece)

Corner Track Kit Number	Part Number	Accommodates Top Plate Width		Nominal Corner Radius		Inside Track Radius		Outside Track Radius		Thickness		Width		Material	Color	Approximate Corner Track Kit Weight	
		in	mm	in	mm	in	mm	in	mm	in	mm	in	mm			lbs	kg
TAB Design																	
U30R6	10201962	All	All	30.0	762	29.3	744	30.7	780	0.75	19.1	1.50	38.1	UHMWPE	White	4.38	1.99
ULF30R6	10400685	All	All	30.0	762	29.3	744	30.7	780	0.75	19.1	1.50	38.1	ULF	Brown/Red	3.60	1.63

Corner track kit supplied as two 45° inside and two 45° outside track, which can be used as either carry or return.



Gripper Attachments

Part Number	Style	Material	Color	Hardness (Shore A)	"A" Dimension		"B" Dimension		"C" Dimension	
					in	mm	in	mm	in	mm
Standard Grippers										
10075338	D	Neoprene	Black	40	3.35	85.1	1.25	31.8	1.19	30.2
10075339	D	Neoprene	White	40	3.35	85.1	1.25	31.8	1.19	30.2
10075340	D	Neoprene	Black	60	3.35	85.1	1.25	31.8	1.19	30.2
10075341	D	EPDM	White	50	3.35	85.1	1.25	31.8	1.19	30.2
10075343	D	EPDM	Black	50	3.35	85.1	1.25	31.8	1.19	30.2
10075608	J	Neoprene	Black	40	3.35	85.1	1.25	31.8	1.19	30.2
10075609	J	Neoprene	White	50	3.35	85.1	1.25	31.8	1.19	30.2
10075610	J	EPDM	White	80	3.35	85.1	1.25	31.8	1.19	30.2
10075611	J	EPDM	White	50	3.35	85.1	1.25	31.8	1.19	30.2
10074926	FJ	Neoprene	Black	40	3.68	93.5	1.69	42.9	1.58	40.1

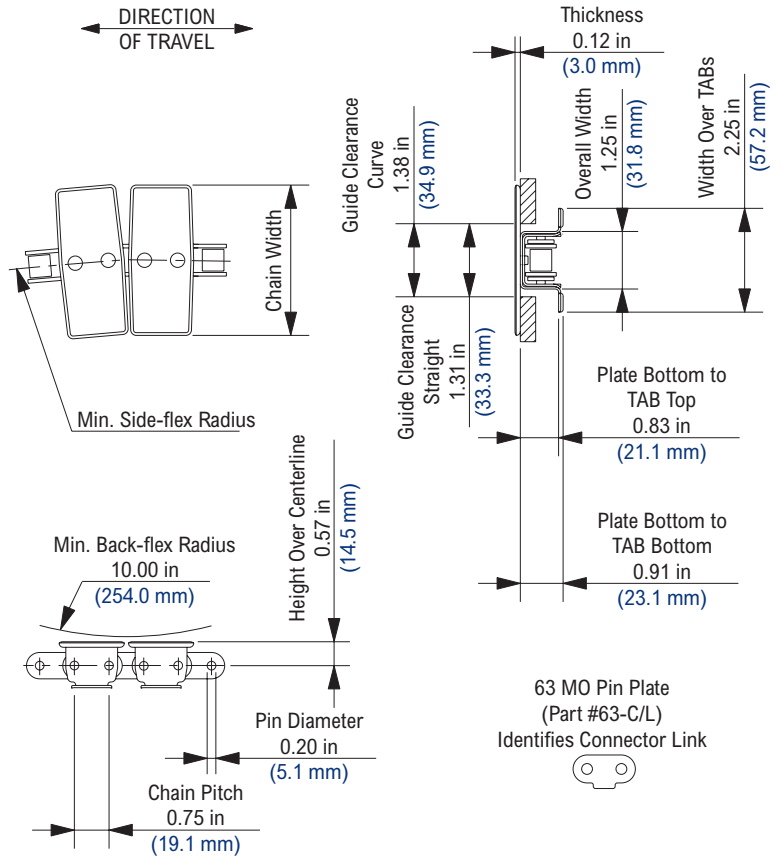
1874 TAB (S)



Photo shows 1874 TAB TableTop® Chain with Carbon Steel (S) top plates on Carbon Steel (S) base chain.

Chain Information

desc	Chain Width		Min. Side-flex Radius		Approximate Weight	
	in	mm	in	mm	lbs/ft	kg/m
2 1/4	2.25*	57.2	15.00	381.0	1.94	2.89
3 1/4	3.25	82.6	15.00	381.0	2.80	4.17
4 1/2	4.50	114.3	15.00	381.0	3.20	4.77
6	6.00	152.4	18.00	457.2	3.80	5.66
7 1/2	7.50	190.5	24.00	609.6	4.30	6.41



Available Materials

Prefix	Top Plate Material	Base Chain Material	Temperature						Chain Strength		FDA Approval
			Fahrenheit			Celsius			lbs	N	
			min	max	wet	min	max	wet			
Standard Materials											
S	Carbon Steel	Carbon Steel	-40	350	NR	-40	177	NR	1,000	4,448	No

Regulatory Information

The Food and Drug Administration (FDA) accepts certain materials for direct food contact. FDA approved material is compliant to FDA 21 CFR § 177.

Rexnord and TableTop are trademarks of Rexnord Corporation. All rights reserved.

U.S. Patent: 4096943

Additional Notes

Stocked in 160 pitch, 10 ft (3.048 m) length strands. Uses 63 stainless steel (SS) base chain (Part #63SS-BC).

Chain runs on ANSI No. 60 sprockets.

Chain breakers available.

* 1874AK2-1/4 is available on a made-to-order basis.

Chain strength is listed at room temperature. NR = Not Recommended.

For additional material information, see material portfolio.



Part #CB1



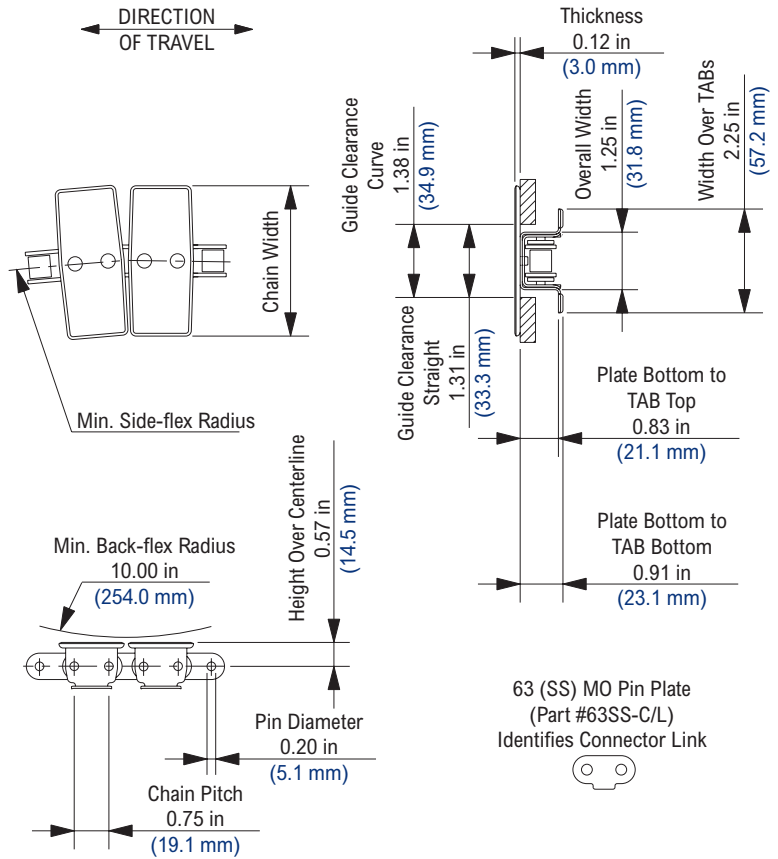
1874 TAB (SS)



Photo shows 1874 TAB TableTop® Chain with Stainless Steel (SS) top plates on Stainless Steel (SS) base chain.

Chain Information

Chain Width	Chain Width		Min. Side-flex Radius		Approximate Weight	
	desc	in	mm	in	mm	lbs/ft
2 1/4	2.25*	57.2	15.00	381.0	1.94	2.89
3 1/4	3.25	82.6	15.00	381.0	2.80	4.17
4 1/2	4.50	114.3	15.00	381.0	3.20	4.77
6	6.00	152.4	18.00	457.2	3.80	5.66
7 1/2	7.50	190.5	24.00	609.6	4.30	6.41



Available Materials

Prefix	Top Plate Material	Base Chain Material	Temperature						Chain Strength		FDA Approval
			Fahrenheit			Celsius			lbs	N	
			min	max dry	max wet	min	max dry	max wet			
Standard Materials											
SS	Stainless Steel	Stainless Steel	-100	800	212	-73	427	100	750	3,336	Yes

Regulatory Information

Based on the material chemistries, industry standards, and the documentation in the Federal Registry, it is the opinion of Rexnord that the Rexnord® TableTop® stainless steel chains can be considered GRAS for direct food contact.

Rexnord and TableTop are trademarks of Rexnord Corporation.

All rights reserved.

U.S. Patent: 4096943

Additional Notes

Stocked in 160 pitch, 10 ft (3.048 m) length strands.

Uses 63 stainless steel (SS) base chain (Part #63SS-BC).

Chain runs on ANSI No. 60 sprockets.

Chain breakers available.

* 1874SSK2-1/4 is available on a made-to-order basis.


Chain strength is listed at room temperature.

NR = Not Recommended.

For additional material information, see material portfolio.

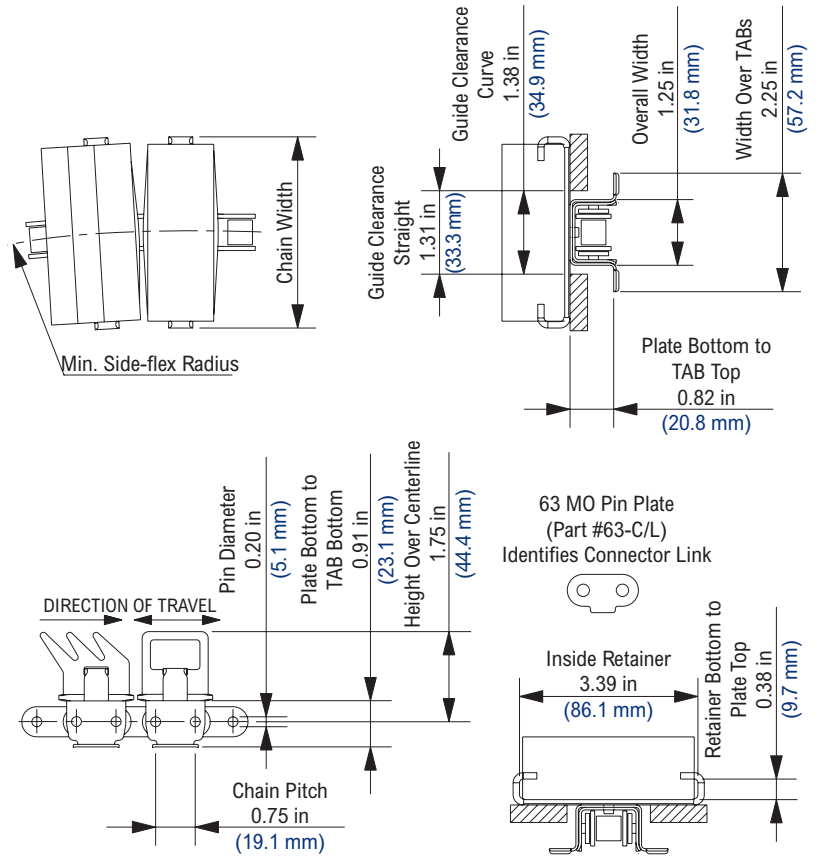


1874 TAB G (S)



Chain Information

desc	Chain Width		Min. Side-flex Radius		Approximate Weight	
	in	mm	in	mm	lbs/ft	kg/m
3 5/8	3.63	92.1	15.00	381.0	3.00	4.47



Available Materials

Prefix	Top Plate Material	Base Chain Material	Temperature						Chain Strength		FDA Approval
			Fahrenheit			Celsius			lbs	N	
			min	max	wet	min	max	wet			
Standard Materials											
AK	Stainless Steel	Carbon Steel	-40	350	NR	-40	177	NR	1,000	4,448	No
S	Carbon Steel	Carbon Steel	-40	350	NR	-40	177	NR	1,000	4,448	No

Regulatory Information

Rexnord and TableTop are trademarks of Rexnord Corporation. All rights reserved.

Additional Notes

Stocked in 160 pitch, 10 ft (3.048 m) length strands. Uses 63 carbon steel (S) base chain (Part #63-BC). Chain runs on ANSI No. 60 sprockets. Can be assembled with "J" or "D" style gripper attachments; see accessories section for more information. Stainless steel (SS) top plates on carbon steel base (S) chain is ordered as 1874AKG. Chain strength is listed at room temperature. NR = Not Recommended. For additional material information, see material portfolio.



1874 TAB G (SS)


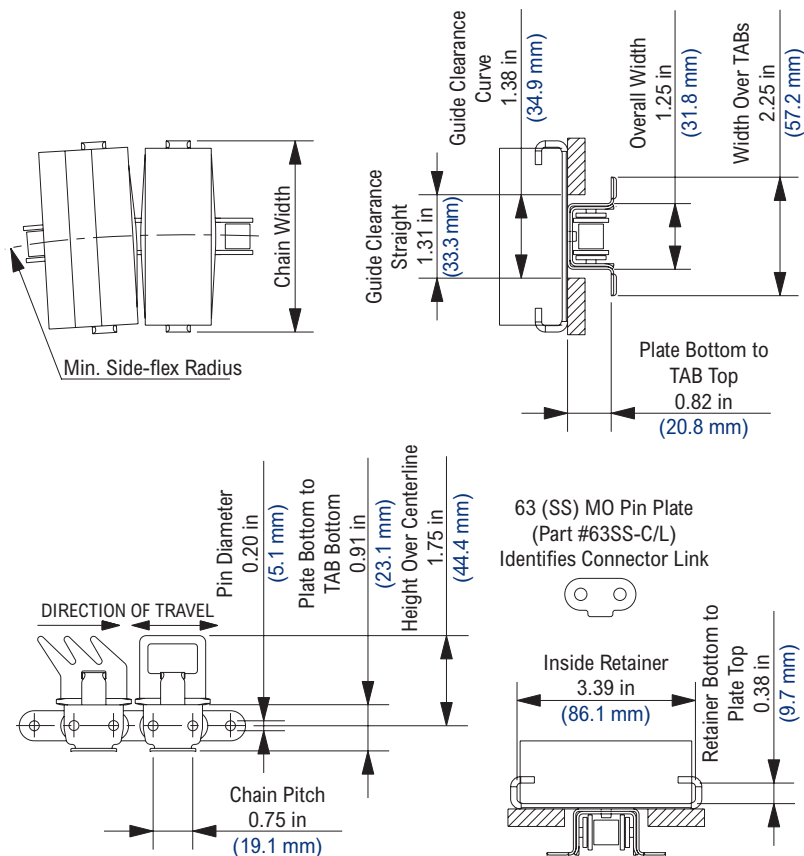


Photo shows 1874 TAB G TableTop® Chain with Gripper Retainers made of Stainless steel (SS) on Stainless Steel (SS) base chain.



Chain Information

desc	Chain Width		Min. Side-flex Radius		Approximate Weight	
	in	mm	in	mm	lbs/ft	kg/m
3 5/8	3.63	92.1	15.00	381.0	3.00	4.47

Available Materials

Prefix	Top Plate Material	Base Chain Material	Temperature						Chain Strength		FDA Approval
			Fahrenheit			Celsius			lbs	N	
			min	max	dry	wet	min	max			
Standard Materials											
SS	Stainless Steel	Stainless Steel	-100	800	212	-73	427	100	750	3,336	Yes

Regulatory Information

Based on the material chemistries, industry standards, and the documentation in the Federal Registry, it is the opinion of Rexnord that the Rexnord® TableTop® stainless steel chains can be considered GRAS for direct food contact.

Rexnord and TableTop are trademarks of Rexnord Corporation.

All rights reserved.

U.S. Patent: 4096943

Additional Notes

Stocked in 160 pitch, 10 ft (3.048 m) length strands.

Uses 63 stainless steel (SS) base chain (Part #63SS-BC).

Chain runs on ANSI No. 60 sprockets.

Chain breakers available.

Chain strength is listed at room temperature. NR = Not Recommended.

For additional material information, see material portfolio.

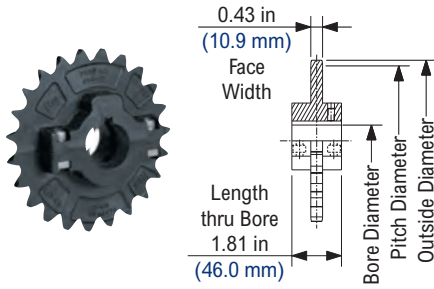


Part #CB1



Part #SK12776

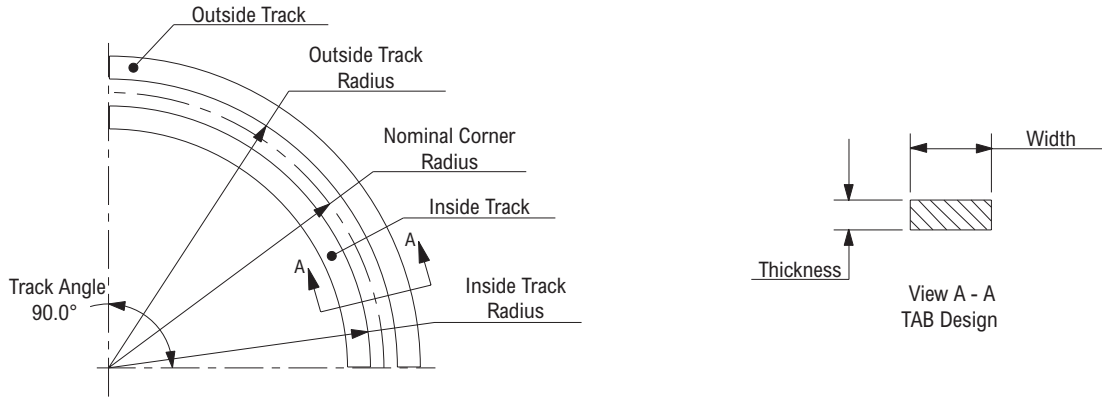
NS63 Thermoplastic Split Sprocket



NS63 Thermoplastic Split Sprocket Information

Number Of Teeth		Pitch Diameter		Outside Diameter		Bore Diameter (Shaft-Ready)								Bore Diameter (Idler)				Approximate Weight	
						Round				Square				in		mm			
						min	max	min	max	min	max	min	max	min	max	min	max		
actual	effect	in	mm	in	mm	in	mm	in	mm	in	mm	in	mm	in	mm	in	mm	lbs	kg
23	11 1/2	5.508	139.90	5.91	150.1	1	1 5/8	30	40	-	-	-	-	1	1 5/8	30	40	0.75	0.34

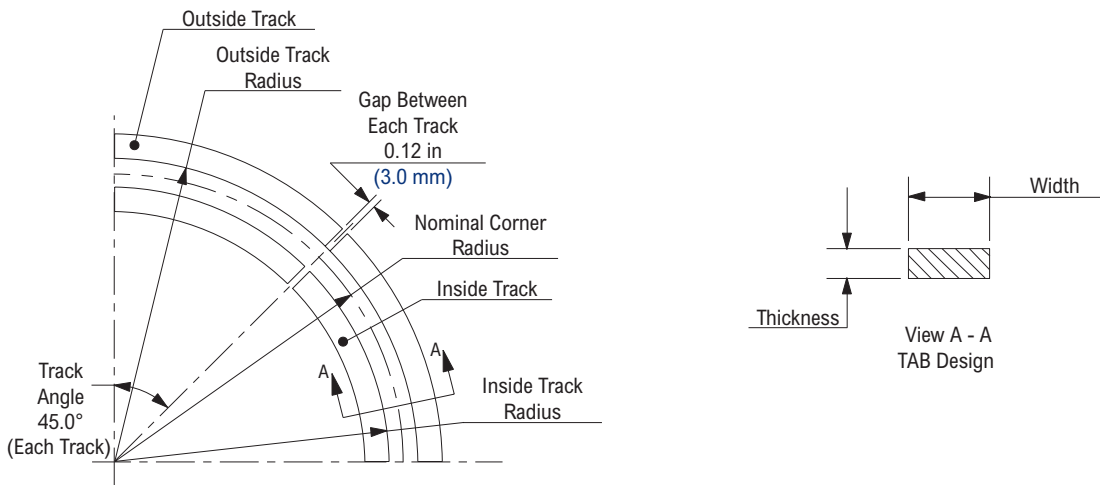
Shaft-ready round bore sprockets are shipped with keyway and setscrews. Metric shaft-ready round bore sprockets are shipped with metric hardware but without setscrews. Idler bores are designed to spin freely on the shaft without keyway or setscrews.



Corner Track (Two Piece)

Corner Track Kit Number	Part Number	Accommodates Top Plate Width		Nominal Corner Radius		Inside Track Radius		Outside Track Radius		Thickness		Width		Material	Color	Approximate Corner Track Kit Weight	
		in	mm	in	mm	in	mm	in	mm	in	mm	in	mm			lbs	kg
TAB Design																	
U18R6		All	All	18.0	457	17.3	439	18.7	475	0.75	19.1	1.50	38.1	UHMWPE	White	2.63	1.19
ULF18R6	10400683	All	All	18.0	457	17.3	439	18.7	475	0.75	19.1	1.50	38.1	ULF	Brown/Red	2.17	0.98
U24R6	10178910	All	All	24.0	610	23.3	592	24.7	627	0.75	19.1	1.50	38.1	UHMWPE	White	3.51	1.59
ULF24R6	10400684	All	All	24.0	610	23.3	592	24.7	627	0.75	19.1	1.50	38.1	ULF	Brown/Red	2.89	1.31

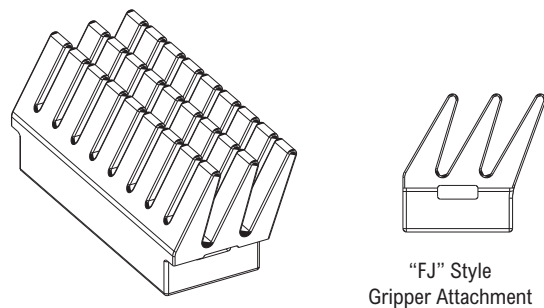
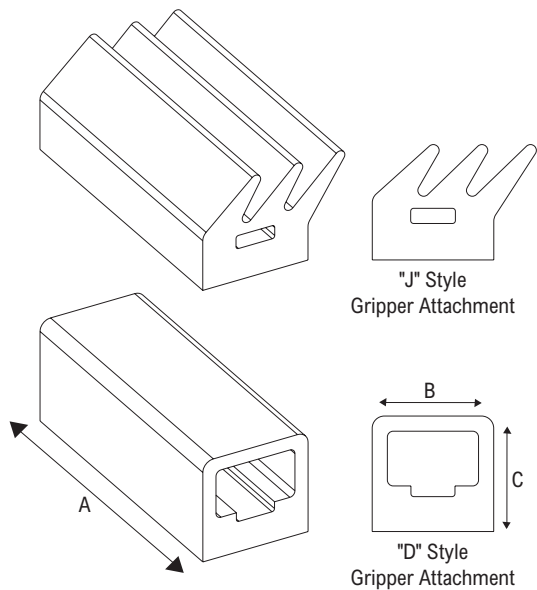
Corner track kit supplied as one 90° inside and one 90° outside track, which can be used as either carry or return.



Corner Track (Four Piece)

Corner Track Kit Number	Part Number	Accommodates Top Plate Width		Nominal Corner Radius		Inside Track Radius		Outside Track Radius		Thickness		Width		Material	Color	Approximate Corner Track Kit Weight	
		in	mm	in	mm	in	mm	in	mm	in	mm	in	mm			lbs	kg
TAB Design																	
U30R6	10201962	All	All	30.0	762	29.3	744	30.7	780	0.75	19.1	1.50	38.1	UHMWPE	White	4.38	1.99
ULF30R6	10400685	All	All	30.0	762	29.3	744	30.7	780	0.75	19.1	1.50	38.1	ULF	Brown/Red	3.60	1.63

Corner track kit supplied as two 45° inside and two 45° outside track, which can be used as either carry or return.



Gripper Attachments

Part Number	Style	Material	Color	Hardness (Shore A)	"A" Dimension		"B" Dimension		"C" Dimension	
					in	mm	in	mm	in	mm
Standard Grippers										
10075338	D	Neoprene	Black	40	3.35	85.1	1.25	31.8	1.19	30.2
10075339	D	Neoprene	White	40	3.35	85.1	1.25	31.8	1.19	30.2
10075340	D	Neoprene	Black	60	3.35	85.1	1.25	31.8	1.19	30.2
10075341	D	EPDM	White	50	3.35	85.1	1.25	31.8	1.19	30.2
10075343	D	EPDM	Black	50	3.35	85.1	1.25	31.8	1.19	30.2
10075608	J	Neoprene	Black	40	3.35	85.1	1.25	31.8	1.19	30.2
10075609	J	Neoprene	White	50	3.35	85.1	1.25	31.8	1.19	30.2
10075610	J	EPDM	White	80	3.35	85.1	1.25	31.8	1.19	30.2
10075611	J	EPDM	White	50	3.35	85.1	1.25	31.8	1.19	30.2
10074926	FJ	Neoprene	Black	40	3.68	93.5	1.69	42.9	1.58	40.1


A series of horizontal lines spanning the width of the page, providing a template for handwritten notes or calculations.

www.rexnord.com

Please contact FlatTop Application Engineering at 262-376-4800 for assistance with product selection.

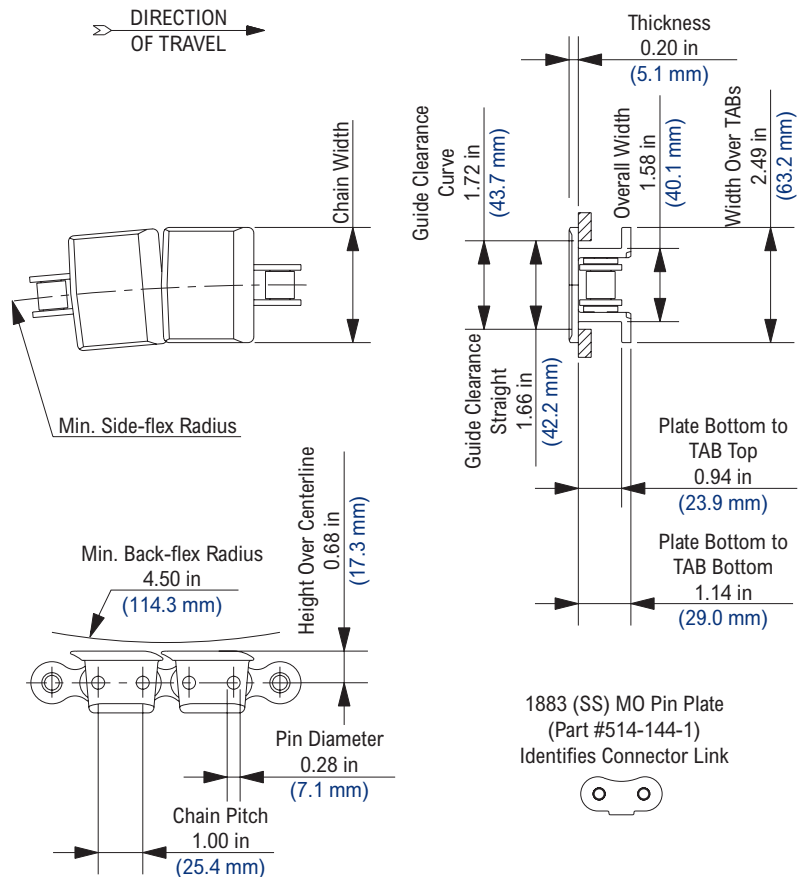


1883 TAB (S)



Chain Information

Chain Width		Min. Side-flex Radius		Approximate Weight		
desc	in	mm	in	mm	lbs/ft	kg/m
2 1/2	2.50	63.5	28.00	711.2	2.25	3.35
3 1/4	3.25	82.6	28.00	711.2	2.31	3.44



Available Materials

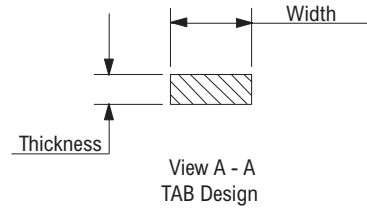
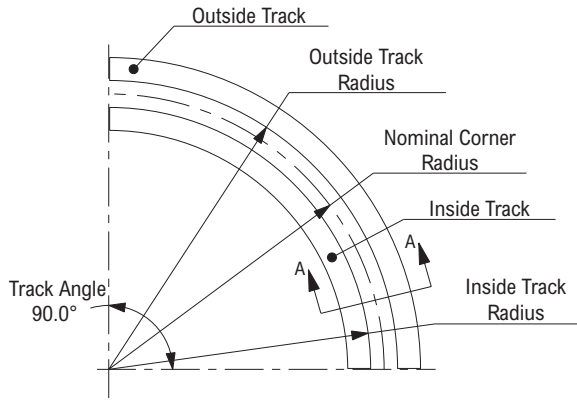
Prefix	Top Plate Material	Base Chain Material	Temperature						Chain Strength		FDA Approval
			Fahrenheit			Celsius			lbs	N	
			min	max	dry	wet	min	max			
Made-to-Order Materials											
AS	Anti-Static	Carbon Steel	0	180	NR	-18	82	NR	2,390	10,631	No
BIR	Black Impact Resistant	Carbon Steel	-40	220	NR	-40	104	NR	2,390	10,631	No
BWR	Black Wear Resistant	Carbon Steel	-40	180	NR	-40	82	NR	2,390	10,631	No
D	Plain Acetal	Carbon Steel	-40	180	NR	-40	82	NR	2,390	10,631	No
FR	Flame Retardant	Carbon Steel	0	180	NR	-18	82	NR	2,390	10,631	No
LF	Low Friction	Carbon Steel	-40	180	NR	-40	82	NR	2,390	10,631	No
P	Chemical Resistant	Carbon Steel	0	180	NR	-18	82	NR	2,390	10,631	No
WLF	White Low Friction	Carbon Steel	-40	180	NR	-40	82	NR	2,390	10,631	No
WX	Green Abrasion Resistant Polyamide	Carbon Steel	-40	220	NR	-40	104	NR	2,390	10,631	No

Regulatory Information

Rexnord and TableTop are trademarks of Rexnord Corporation. All rights reserved.

Additional Notes

MTO (Made-to-Order) products are non-returnable. Minimum order quantity and additional setup charges may also apply.
 Stocked in 120 pitch, 10 ft (3.048 m) length strands.
 Uses 1883 carbon steel (S) base chain (Part #614-106-1).
 Chain runs on ANSI No. 80 sprockets.
 Chain strength is listed at room temperature. NR = Not Recommended.
 For additional material information, see material portfolio.



Corner Track (Two Piece)

Corner Track Kit Number	Accommodates Top Plate Width		Nominal Corner Radius		Inside Track Radius		Outside Track Radius		Thickness		Width		Material	Color	Approximate Weight	
	in	mm	in	mm	in	mm	in	mm	in	mm	in	mm			lbs	kg
TAB Design																
N30R7	All	All	30.0	762	29.1	739	30.9	785	0.87	22.1	1.50	38.1	Nylatron®	Black	5.10	2.31
U28R7	All	All	28.0	711	27.1	688	28.9	734	0.87	22.1	1.50	38.1	UHMWPE	White	4.76	2.16
U30R7	All	All	30.0	762	29.1	739	30.9	785	0.87	22.1	1.50	38.1	UHMWPE	White	5.10	2.31
U36R7	All	All	36.0	914	35.1	892	36.9	937	0.87	22.1	1.50	38.1	UHMWPE	White	6.11	2.77

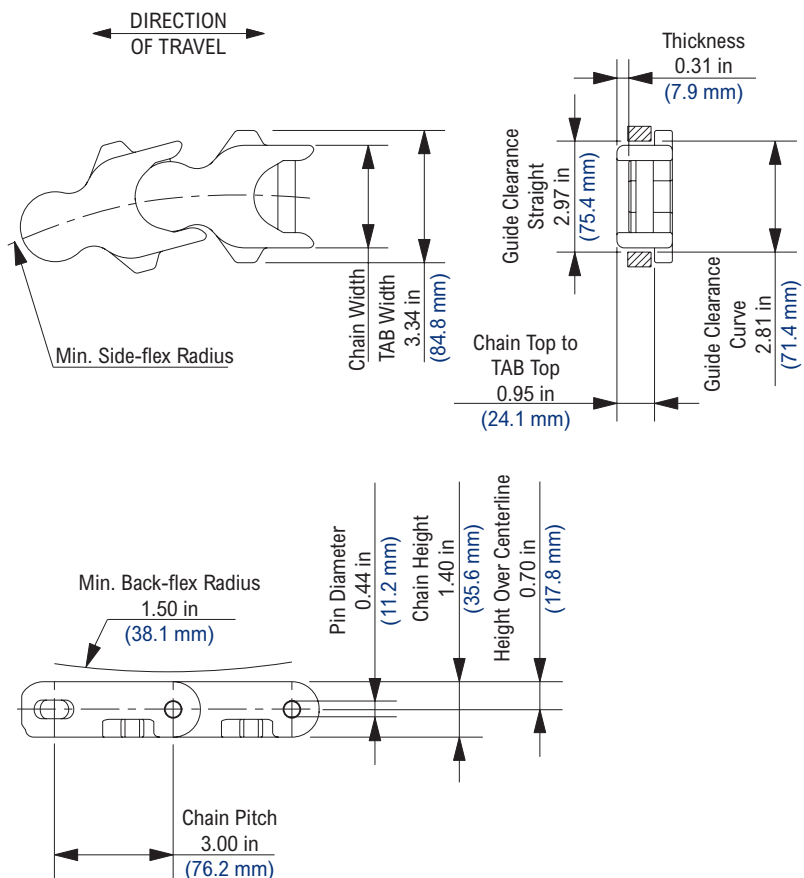
Corner track kit supplied as one 90° inside and one 90° outside track, which can be used as either carry or return.

Nylatron® is a registered trademark of Quadrant Engineering Plastics Products.

2500 TAB



Photo shows 2500 TAB chain, molded in Low Friction (LF) material.



Chain Information

desc	Chain Width		Min. Side-flex Radius		Approximate Weight	
	in	mm	in	mm	lbs/ft	kg/m
N/A	2.63	66.8	9.50	241.3	1.80	2.68

Available Materials

Prefix	Top Plate Material	Base Chain Material	Temperature						Chain Strength		FDA Approval
			Fahrenheit			Celsius			lbs	N	
			min	max	dry	wet	min	max			
Standard Material											
LF	Low Friction	Stainless Steel	-40	180	150	-40	82	66	2,000	8,896	Yes
Made-to-Order Material											
BWR	Black Wear Resistant	Zinc-plated Carbon Steel	-40	180	NR	-40	82	NR	2,400	10,676	No
WSM	White Cut Resistant	Stainless Steel	-40	180	150	-40	82	66	2,000	8,896	Yes
WX	Green Abrasion Resistant Polyamide	Stainless Steel	-40	220	NR	-40	104	NR	2,400	10,676	No

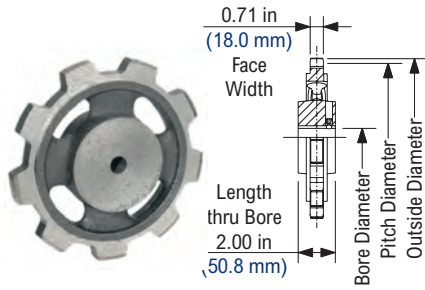
Regulatory Information

The Food and Drug Administration (FDA) accepts certain materials for direct food contact. FDA approved material is compliant to FDA 21 CFR § 177. Rexnord and TableTop are trademarks of Rexnord Corporation. All rights reserved.

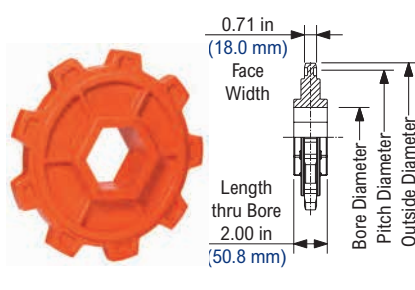
Additional Notes

MTO (Made-to-Order) products are non-returnable. Minimum order quantity and additional setup charges may also apply. Stocked in 40 pitch, 10 ft (3.048 m) length strands. Zinc plated carbon steel pins are available on a made-to-order basis. Pin material can be identified by pivot color; black pivots indicate stainless steel pins and tan pivots indicate zinc plated carbon steel pins. Chain strength is listed at room temperature. NR = Not Recommended. For additional material information, see material portfolio.

2500 Cast Iron Sprocket



N2500 Thermoplastic Sprocket



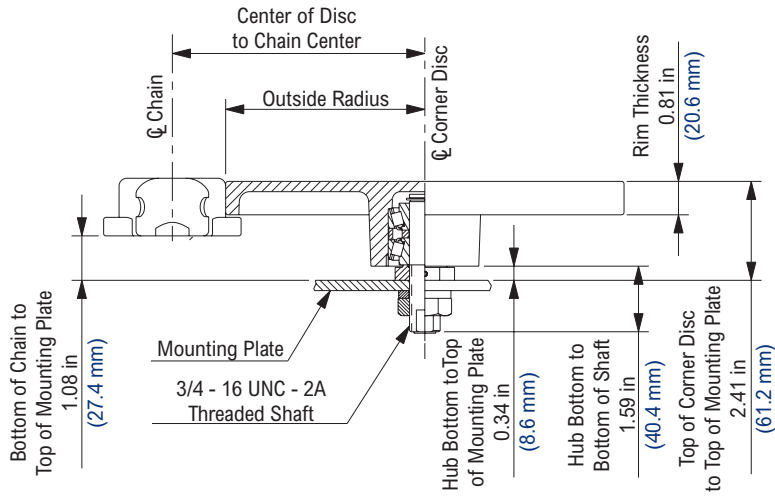
2500 Cast Iron Sprocket Information

Number Of Teeth		Pitch Diameter		Outside Diameter		Bore Diameter (Shaft-Ready)								Bore Diameter (Round)				Approximate Weight	
						Round				Square				in		mm			
						in	mm	min	max	min	max	min	max	min	max	min	max		
actual	effect	in	mm	in	mm	min	max	min	max	min	max	min	max	min	max	min	max	lbs	kg
9	9	8.771	222.78	8.71	221.2	3/4	2 1/4	20	60	-	-	-	-	3/4	2 1/4	20	55	16.09	7.30

Shaft-ready round bore sprockets are shipped with keyway and setscrew.

N2500 Thermoplastic Sprocket Information

Number Of Teeth		Pitch Diameter		Outside Diameter		Bore Diameter (Shaft-Ready)				Bore Diameter (Idler)		Approximate Weight	
						Round		Hex					
						in	mm	in	mm				
actual	effect	in	mm	in	mm	in	mm	in	mm	in	mm	lbs	kg
9	9	8.771	222.78	8.71	221.2	-	-	2 1/2, 3	-	-	-	1.63	0.74



Corner Disc (Flat Top)

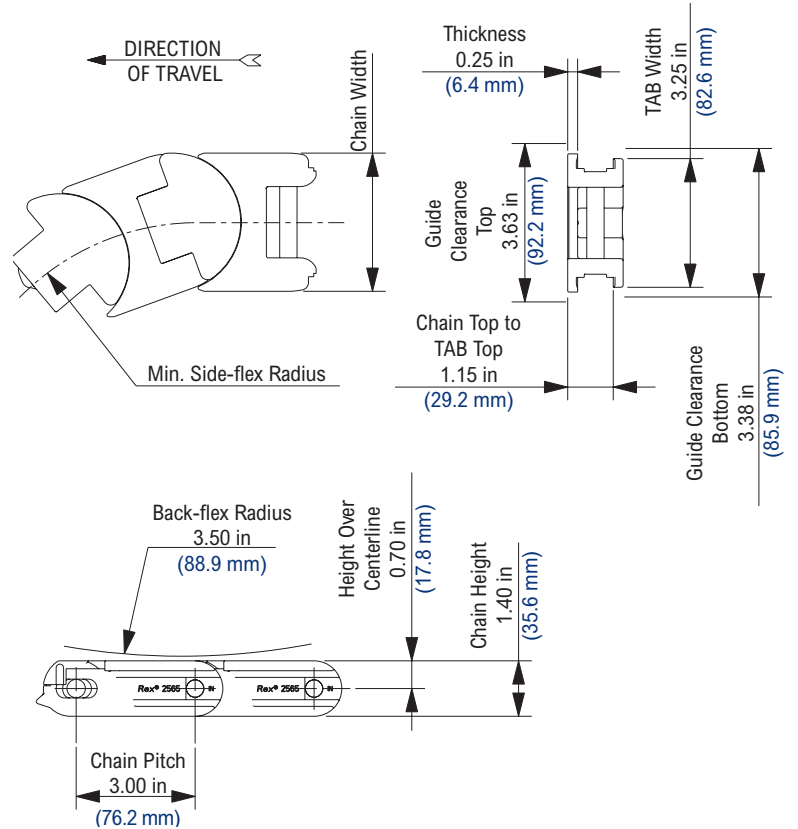
Corner Disc Number	Center of Disc to Chain Center		Outside Radius		Approximate Weight	
	in	mm	in	mm	lbs	kg
10131485	10.00	254.0	8.72	221.5	7.00	3.18

Corner Disc Material: Aluminum.

2565 ZeroGap™



Photo shows 2565 TableTop® Chain molded in Black Wear Resistant (BWR) material.



Chain Information

desc	Chain Width		Min. Side-flex Radius		Approximate Weight	
	in	mm	in	mm	lbs/ft	kg/m
N/A	3.50	88.9	9.50	241.3	1.80	2.68

Available Materials

Prefix	Chain Material	Standard Pin Material	Temperature						Chain Strength		FDA Approval
			Fahrenheit			Celsius			lbs	N	
			min	max	wet	min	max	wet			
Standard Materials											
BWR	Black Wear Resistant	Stainless Steel	-40	180	NR	-40	82	NR	2,400	10,676	No

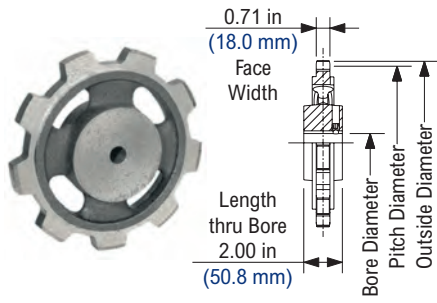
Regulatory Information

The Food and Drug Administration (FDA) accepts certain materials for direct food contact. FDA approved material is compliant to FDA 21 CFR § 177. Rexnord and TableTop are trademarks of Rexnord Corporation. All rights reserved.

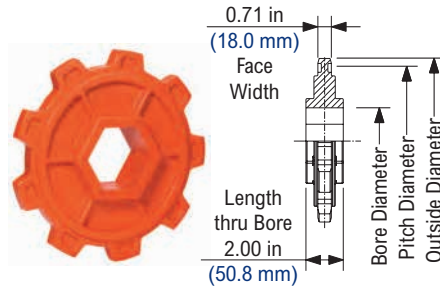
Additional Notes

Stocked in 40 pitch, 10 ft (3.048 m) length strands. Chain strength is listed at room temperature. NR = Not Recommended. For additional material information, see material portfolio.

2500 Cast Iron Sprocket



N2500 Thermoplastic Sprocket



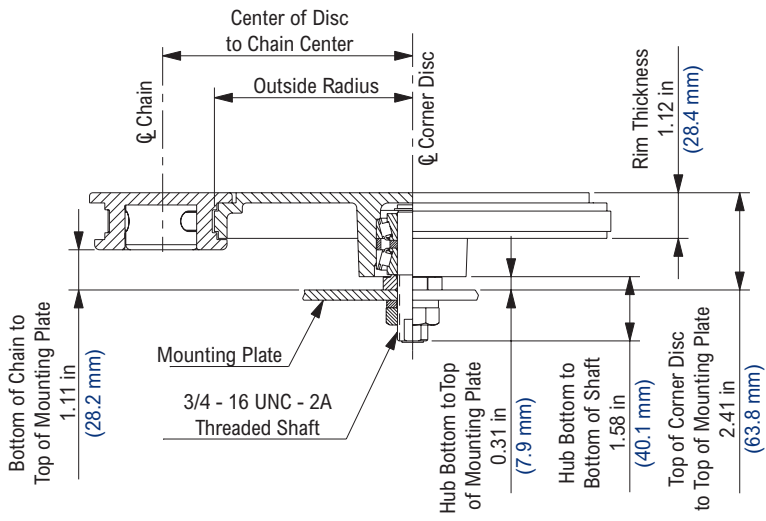
2500 Cast Iron Sprocket Information

Number Of Teeth		Pitch Diameter		Outside Diameter		Bore Diameter (Shaft-Ready)								Bore Diameter (Round)				Approximate Weight	
						Round				Square				in		mm			
						in	mm	min	max	min	max	min	max	min	max	min	max		
actual	effect	in	mm	in	mm	in	mm	in	mm	in	mm	in	mm	in	mm	in	mm	lbs	kg
9	9	8.771	222.78	8.71	221.2	3/4	2 1/4	20	60	-	-	-	-	3/4	2 1/4	20	55	16.09	7.30

Shaft-ready round bore sprockets are shipped with keyway and setscrew.

N2500 Thermoplastic Sprocket Information

Number Of Teeth		Pitch Diameter		Outside Diameter		Bore Diameter (Shaft-Ready)				Bore Diameter (Idler)		Approximate Weight	
						Round		Hex					
						in	mm	in	mm				
actual	effect	in	mm	in	mm	in	mm	in	mm	in	mm	lbs	kg
9	9	8.771	222.78	8.71	221.2	-	-	2 1/2, 3	-	-	-	1.63	0.74

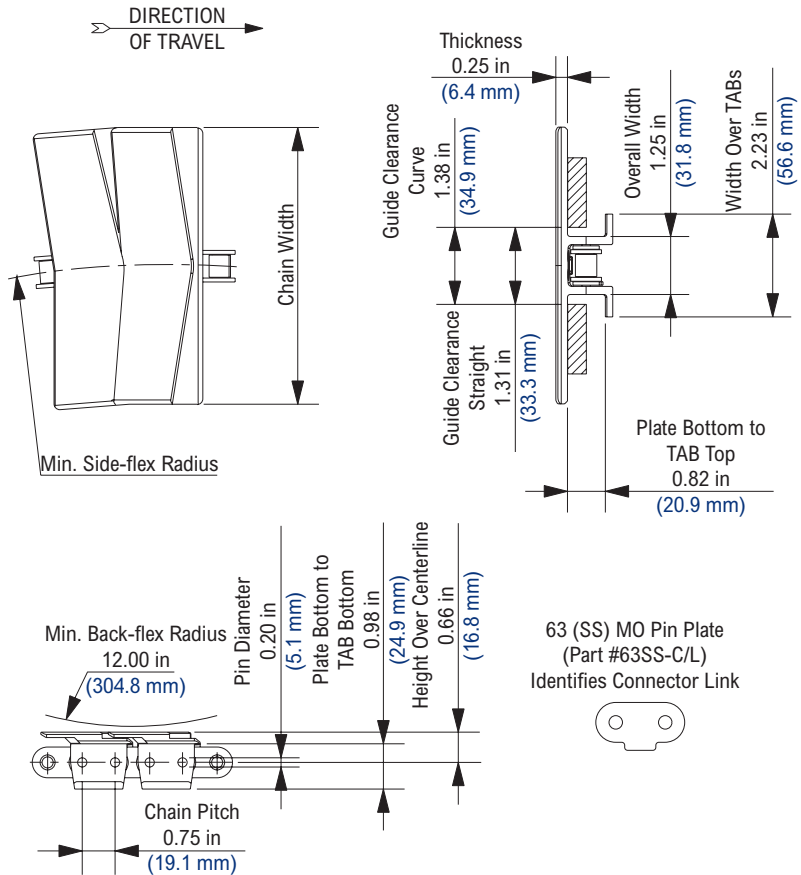


Corner Disc (Flat Top)

Corner Disc Number	Center of Disc to Chain Center		Outside Radius		Approximate Weight	
	in	mm	in	mm	lbs	kg
10131461	10.00	254.0	8.69	220.7	7.00	3.18

Corner Disc Material: Aluminum.

3873 TAB (S)



Chain Information

desc	Chain Width		Min. Side-flex Radius		Approximate Weight	
	in	mm	in	mm	lbs/ft	kg/m
10	10.00	254.0	18.00	457.2	2.10	3.13
12	12.00	304.8	24.00	609.6	2.30	3.43

Available Materials

Prefix	Top Plate Material	Base Chain Material	Temperature							Chain Strength		FDA Approval
			Fahrenheit			Celsius				lbs	N	
			min	max	dry	wet	min	max	dry			
Standard Materials												
D	Plain Acetal	Carbon Steel	-40	180	NR	-40	82	NR	1,000	4,448	No	
LF	Low Friction	Carbon Steel	-40	180	NR	-40	82	NR	1,000	4,448	No	
Made-to-Order Materials												
BWR	Black Wear Resistant	Carbon Steel	-40	180	NR	-40	82	NR	1,000	4,448	No	
WD	White Plain Acetal	Carbon Steel	-40	180	NR	-40	82	NR	1,000	4,448	No	

Regulatory Information

Rexnord and TableTop are trademarks of Rexnord Corporation. All rights reserved.

Additional Notes

MTO (Made-to-Order) products are non-returnable. Minimum order quantity and additional setup charges may also apply. Stocked in 160 pitch, 10 ft (3.048 m) length strands. Uses 63 carbon steel (S) base chain (Part #63-BC). Chain runs on ANSI No. 60 sprockets. The 12 in (304.8 mm) chain is only available in white alloy plastic (W) material which is the standard material. Chain breakers available. Chain strength is listed at room temperature. NR = Not Recommended. For additional material information, see material portfolio.



3873 TAB (SS)


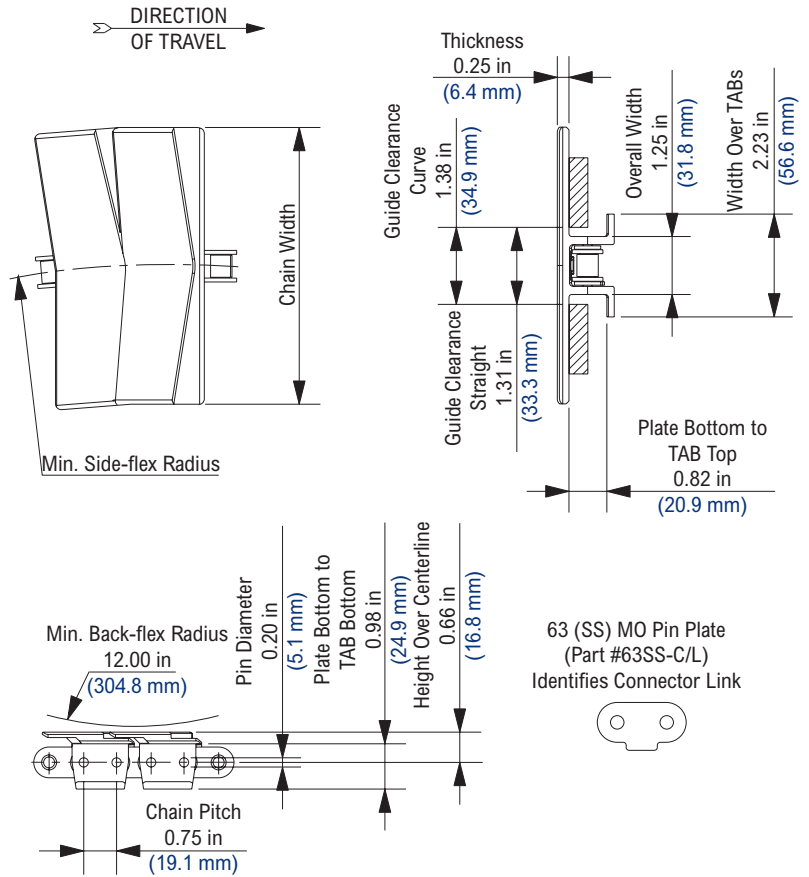


Photo shows 3873 TAB TableTop® Chain with top plates molded in Low Friction (LF) material on Stainless Steel (SS) base chain.



Chain Information

Chain Width		Min. Side-flex Radius		Approximate Weight		
desc	in	mm	in	mm	lbs/ft	kg/m
10	10.00	254.0	18.00	457.2	2.10	3.13
12	12.00	304.8	24.00	609.6	2.30	3.43

Available Materials

Prefix	Top Plate Material	Base Chain Material	Temperature						Chain Strength		FDA Approval
			Fahrenheit			Celsius			lbs	N	
			min	max	dry	wet	min	max			
Standard Materials											
D	Plain Acetal	Stainless Steel	-40	180	150	-40	82	66	750	3,336	No
LF	Low Friction	Stainless Steel	-40	180	150	-40	82	66	750	3,336	Yes
Made-to-Order Materials											
BWR	Black Wear Resistant	Stainless Steel	-40	180	NR	-40	82	NR	750	3,336	No
P	Chemical Resistant	Stainless Steel	0	180	140	-18	82	60	750	3,336	Yes
W	White Alloy Plastic	Stainless Steel	0	180	140	-18	82	60	750	3,336	No
WD	White Plain Acetal	Stainless Steel	-40	180	150	-40	82	66	750	3,336	Yes
WLF	White Low Friction	Stainless Steel	-40	180	150	-40	82	66	750	3,336	Yes

Regulatory Information

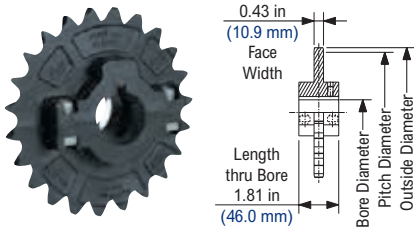
The Food and Drug Administration (FDA) accepts certain materials for direct food contact. FDA approved material is compliant to FDA 21 CFR § 177. Rexnord and TableTop are trademarks of Rexnord Corporation. All rights reserved.

Additional Notes

MTO (Made-to-Order) products are non-returnable. Minimum order quantity and additional setup charges may also apply.
 Stocked in 160 pitch, 10 ft (3.048 m) length strands.
 Uses 63 stainless steel (SS) base chain (Part #63SS-BC).
 Chain runs on ANSI No. 60 sprockets.
 The 12 in (304.8 mm) chain is only available in white alloy plastic (W) material which is the standard material.
 Chain breakers available.
 Chain strength is listed at room temperature.
 NR = Not Recommended.
 For additional material information, see material portfolio.



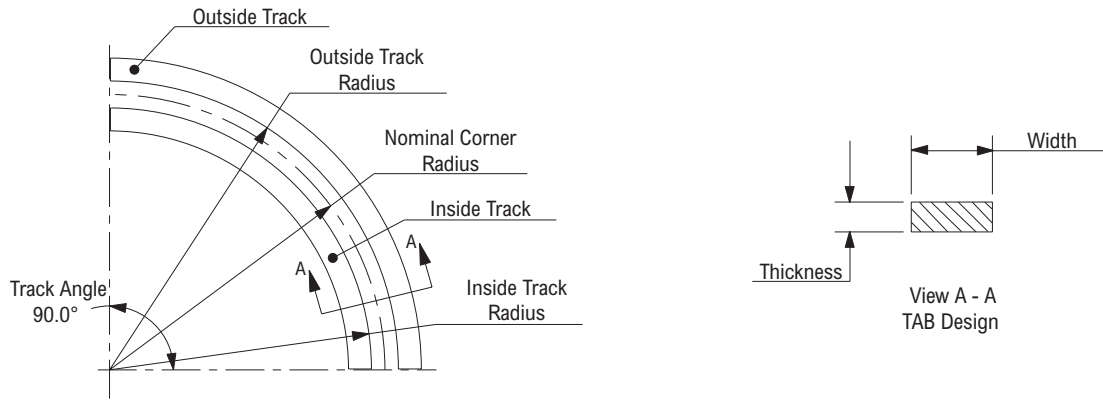
NS63 Thermoplastic Split Sprocket



NS63 Thermoplastic Split Sprocket Information

Number Of Teeth		Pitch Diameter		Outside Diameter		Bore Diameter (Shaft-Ready)								Bore Diameter (Idler)				Approximate Weight		
						Round				Square				in		mm				
						min	max	min	max	min	max	min	max	min	max	min	max			
actual	effect	in	mm	in	mm														lbs	kg
23	11 1/2	5.508	139.90	5.91	150.1	1	1 5/8	30	40	-	-	-	-	1	1 5/8	30	40	0.75	0.34	

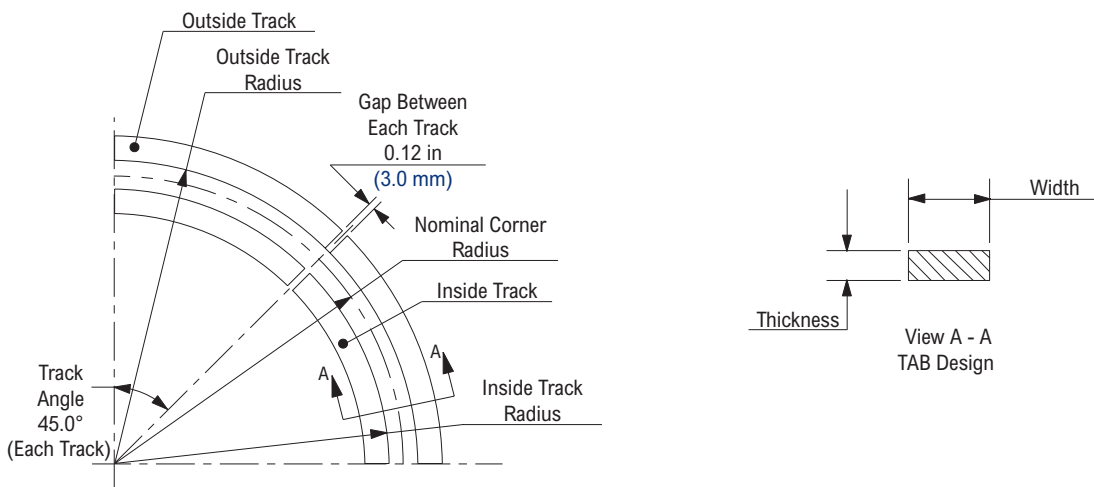
Shaft-ready round bore sprockets are shipped with keyway and setscrews. Metric shaft-ready round bore sprockets are shipped with metric hardware but without setscrews. Idler bores are designed to spin freely on the shaft without keyway or setscrews.



Corner Track (Two Piece)

Corner Track Kit Number	Part Number	Accommodates Top Plate Width		Nominal Corner Radius		Inside Track Radius		Outside Track Radius		Thickness		Width		Material	Color	Approximate Corner Track Kit Weight	
		in	mm	in	mm	in	mm	in	mm	in	mm	in	mm			lbs	kg
TAB Design																	
U18R6		All	All	18.0	457	17.3	439	18.7	475	0.75	19.1	1.50	38.1	UHMWPE	White	2.63	1.19
ULF18R6	10400683	All	All	18.0	457	17.3	439	18.7	475	0.75	19.1	1.50	38.1	ULF	Brown/Red	2.17	0.98
U24R6	10178910	All	All	24.0	610	23.3	592	24.7	627	0.75	19.1	1.50	38.1	UHMWPE	White	3.51	1.59
ULF24R6	10400684	All	All	24.0	610	23.3	592	24.7	627	0.75	19.1	1.50	38.1	ULF	Brown/Red	2.89	1.31


Corner track kit supplied as one 90° inside and one 90° outside track, which can be used as either carry or return.



Corner Track (Four Piece)

Corner Track Kit Number	Part Number	Accommodates Top Plate Width		Nominal Corner Radius		Inside Track Radius		Outside Track Radius		Thickness		Width		Material	Color	Approximate Corner Track Kit Weight	
		in	mm	in	mm	in	mm	in	mm	in	mm	in	mm			lbs	kg
TAB Design																	
U30R6	10201962	All	All	30.0	762	29.3	744	30.7	780	0.75	19.1	1.50	38.1	UHMWPE	White	4.38	1.99
ULF30R6	10400685	All	All	30.0	762	29.3	744	30.7	780	0.75	19.1	1.50	38.1	ULF	Brown/Red	3.60	1.63

Corner track kit supplied as two 45° inside and two 45° outside track, which can be used as either carry or return.



Rexnord® MatTop® chains provide a continuous conveying surface for applications demanding greater width requirements. Available in assembled-to-width and molded-to-width configurations, Rexnord® MatTop® chains are engineered to satisfy a wide range of conveyor applications for virtually any product size. Pins extend the full width of the chain to ensure maximum strength and provide smoother conveying surfaces. Smaller pitch chains minimize the size of dead plates when transferring products over head or tail shafts reducing chordal action which helps eliminate container tipping and jam-ups at transfer points.

Rexnord® MatTop® Chains

Description	Format	Example 1	Example 2	Example 3	Explanation
Chains					
Material Prefix	...	HT	HP	WHA	Chain material from chain page
Chain Description	...	8505	1505DTS	2015	Chain description from chain page
Width Description	- ...	-6	-4.5	-21.33IN	Chain width from chain page
Pusher Attachments					
Height	F...IN (MM)	-	-	F4IN	Height of pusher
Pitches Between Pushers	T...P	-	-	T5P	1 = every row, 2 = every other row, etc
Side-Indent	F...IN (MM)	-	-	N2IN	Distance from edge of chain to side of pusher
Sideguard Attachments					
Sideguard Height	ISR, S...IN (MM)	-	-	S4IN	Height of sideguard
Side-Indent	N...IN (MM)	-	-	N2IN	Distance from edge of chain to side of sideguard
Sprockets					
Sprocket Description	...	SSS8500	NS7700	N1500	Sprocket description
Number Of Actual Teeth	-...T	-25T	-21T	-7T	Actual number of teeth
Bore Diameter	...IN (...MM)	1-1/2IN	2-1/2IN	3/4IN	Bore diameter
No. of Keyways	...KW	1KW	-	-	Number of keyways required
No. of Setscrews	...SS	1SS	-	-	Number of setscrews required
Bore Type	...Bore	Idler	Square	Shaft-Ready	Bore type

When ordering, please use the guidelines outlined in the chart above to ensure accuracy.

Chain Guideline Examples:

HT8505-6IN MTW is HT8505; 6in wide chain molded-to-width.

HP1505-4.5 DTS PT RH is HP1505 DTS® chain; 4.5in wide; with Positrack tracking guides; for RH transfers.

WHA2015-21.33 F4IN T5P N2IN is WHA2015; 21.33in wide; F4in high pushers every 5th pitch; indented 2in on each side.

HP1505 RT-12IN RT T1P is HP1505 RT (RubberTop®) chain 12in wide with RubberTop® links every pitch

HP7705 RT-24IN SG T1P is HP7705 SG (SuperGrip™) chain 24in wide with SuperGrip™ links every pitch

Made-to-order materials require a 100 ft² minimum order quantity for ATW chains. Made-to-order materials require a 50 ft minimum order quantity for MTW chains.

Sprocket Guideline Examples:

SSS8500-25T 1-1/2IN 1KW1SS is a steel split 8500 series sprocket with 25 teeth; a 1-1/2in diameter bore with a keyway and setscrew.

NS7700-21T 2-1/2IN S is a thermoplastic split 7700 series sprocket with 21 teeth and a 2-1/2in square bore.

N1500-7T 20MM KW is a thermoplastic 1500 series sprocket with 7 teeth and a 20mm round bore with a keyway.

Split Sprocket Round Bore Nomenclature:

Shaft Ready - Tight fit on the shaft with a keyway and setscrew.

Plain Bore - Same tight fit bore as a shaft ready bore, but without keyway and setscrew.

Idler Bore - Round bore with a clearance fit (no keyway or set screw). Designed to spin freely on the shaft.

Rough Stock Bore - Wide tolerance bore used for work in process. Not for use on any shaft. Must be further machined for actual use.

Overbore - Round bore with a slightly loose fit on the shaft with keyway but no set screw. Designed to move laterally on the shaft during setup and still transmit torque through the keyway as a drive sprocket in the actual application. Not recommended for axial float in thermal applications.

Accessory Guideline Examples:

For corner tracks, please indicate the number of sets (quantity) and note the corner track number listed.

If the chain, sprocket or accessory you require is not described within these guidelines, please contact Rexnord for more information.

Material Prefix

Chain Description

Width Description

1000FT


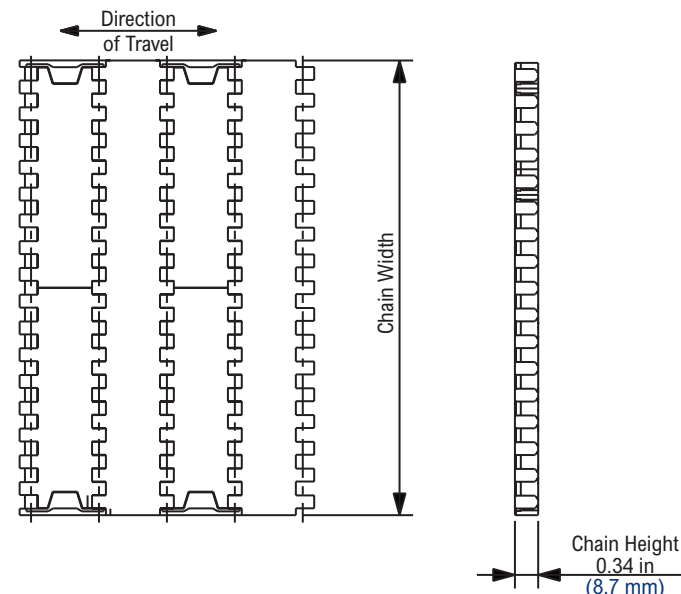
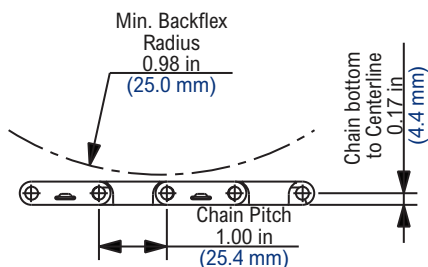


Photo shows Flat Top 1000 Series MatTop® Chain molded in XLG material



Chain Information

Chain Capacity	Number of Sprockets	
	per ft of width	per m of width
0% - 25%	-	9
25% - 50%	-	11
50% - 75%	-	13
75% - 100%	-	17



Available Materials

Prefix	Chain Material	Standard Pin Material	Temperature						Chain Strength		Approximate Weight		FDA Approval
			Fahrenheit			Celsius							
			min	max dry	max wet	min	max dry	max wet	lbs/ft	N/m	lbs/ft ²	Kg/m ²	
Standard Materials													
XLG	Low Friction Green	Polypropylene	-40	180	150	-40	82	66	1,500	21,885	1.33	6.49	Yes

Regulatory Information

The Food and Drug Administration (FDA) accepts certain materials for direct food contact. FDA approved material is compliant to FDA 21 CFR § 177. Rexnord, MCC, and MatTop are trademarks of Rexnord Corporation. All rights reserved.

Additional Notes

For chain width information see page MT - WIDTH - 1.
 Open area = 0.0%.
 Chain strength is listed at room temperature. NR = Not Recommended.
 For additional material information, see material portfolio.

1000FT DP


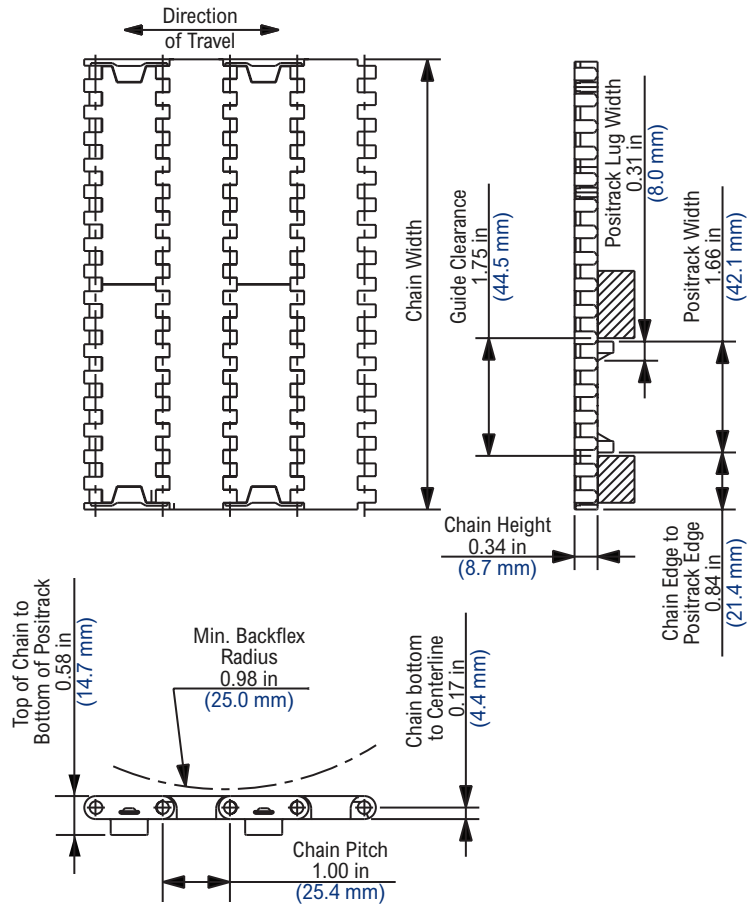


Photo shows Flat Top 1000 Series MatTop® Chain with Positrack™ (DP) Tracking Guides molded in XLG material



Chain Information

Chain Capacity	Number of Sprockets	
	per ft of width	per m of width
0% - 25%	-	9
25% - 50%	-	11
50% - 75%	-	13
75% - 100%	-	17

Available Materials

Prefix	Chain Material	Standard Pin Material	Temperature						Chain Strength		Approximate Weight		FDA Approval
			Fahrenheit			Celsius							
			min	max dry	max wet	min	max dry	max wet	lbs/ft	N/m	lbs/ft ²	Kg/m ²	
Standard Materials													
XLG	Low Friction Green	Polypropylene	-40	180	150	-40	82	66	1,500	21,885	1.33	6.49	Yes

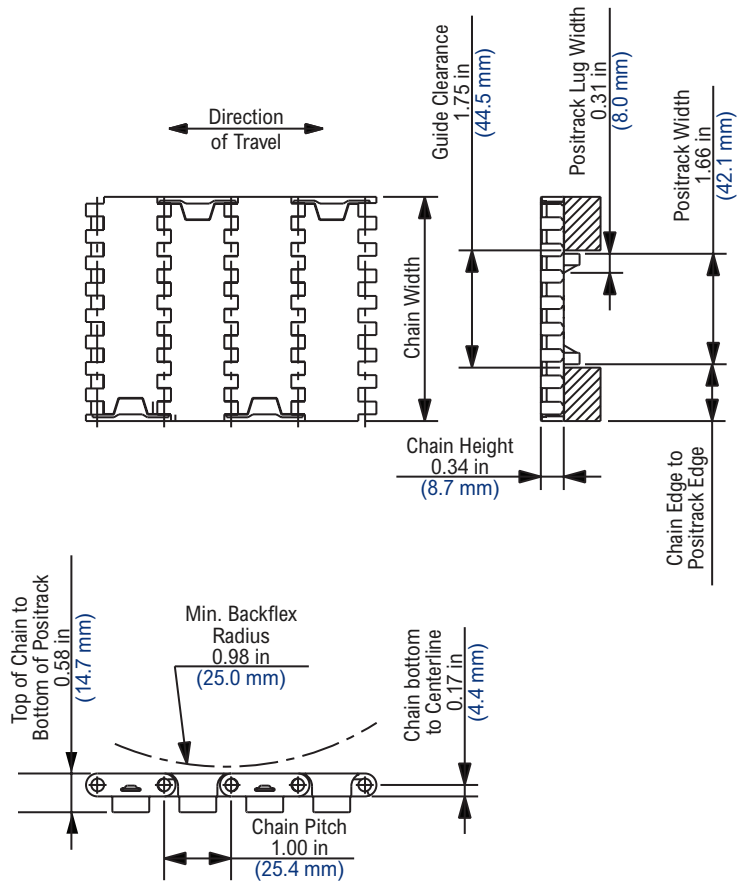

Regulatory Information

The Food and Drug Administration (FDA) accepts certain materials for direct food contact. FDA approved material is compliant to FDA 21 CFR § 177. Rexnord, MCC, and MatTop are trademarks of Rexnord Corporation. All rights reserved.

Additional Notes

For chain width information see page MT - WIDTH - 1.
 Open area = 0.0%.
 Chain strength is listed at room temperature. NR = Not Recommended.
 For additional material information, see material portfolio.

1000FT (MTW) DP



Chain Information

desc	Chain Width		Chain Edge to Tracking Guide Edge		Number of Sprockets	Chain Strength	
	in	mm	in	mm		lbs	N
84MM	3.31	84.0	0.84	21.0	1	420	1,868
85MM	3.35	85.0	0.85	21.5	1	420	1,868

Available Materials

Prefix	Chain Material	Standard Pin Material	Temperature						Approximate Weight		FDA Approval
			Fahrenheit			Celsius					
			min	max	wet	min	max	wet	lbs/ft ²	Kg/m ²	
Standard Materials											
XLG	Low Friction Green	Polyester	-40	180	150	-40	82	66	1.33	6.49	Yes

Regulatory Information

The Food and Drug Administration (FDA) accepts certain materials for direct food contact. FDA approved material is compliant to FDA 21 CFR § 177. Rexnord, MCC, and MatTop are trademarks of Rexnord Corporation. All rights reserved.

Additional Notes

Stocked in 120 pitch, 10 ft (3.048 m) length strands. Chain strength is based on acetal-based materials and listed at room temperature. NR = Not Recommended. For additional material information, see material portfolio. FTDP1000XLG84 is Part No. 873.21.09

1000FT FreeFlow


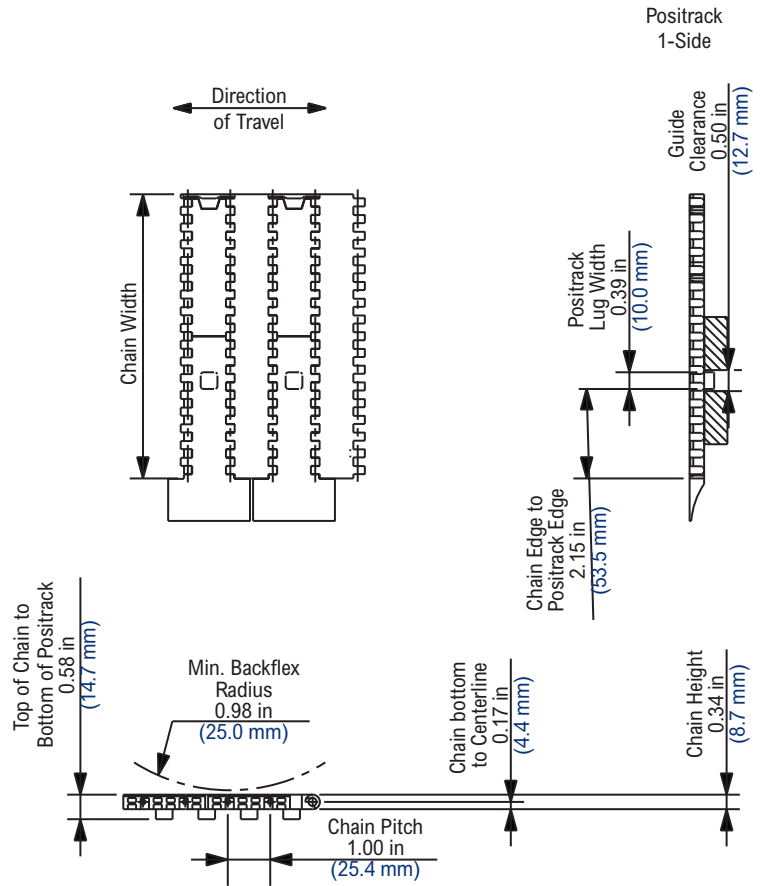


Photo shows Flat Top 1000 Series MatTop® Chain with Freeflow and Positrack™ (DP) Tracking Guides molded in XLG material

Chain Information

Freeflow can be integrated into any width chain divisible by 85MM



Available Materials

Prefix	Chain Material	Standard Pin Material	Temperature						Approximate Weight		FDA Approval
			Fahrenheit			Celsius					
			min	max dry	max wet	min	max dry	max wet	lbs/ft ²	Kg/m ²	
Standard Materials											
XLG	Low Friction Green	Polypropylene	-40	180	150	-40	82	66	1.33	6.49	Yes


Regulatory Information

The Food and Drug Administration (FDA) accepts certain materials for direct food contact. FDA approved material is compliant to FDA 21 CFR § 177. Rexnord, MCC, and MatTop are trademarks of Rexnord Corporation. All rights reserved.

Additional Notes

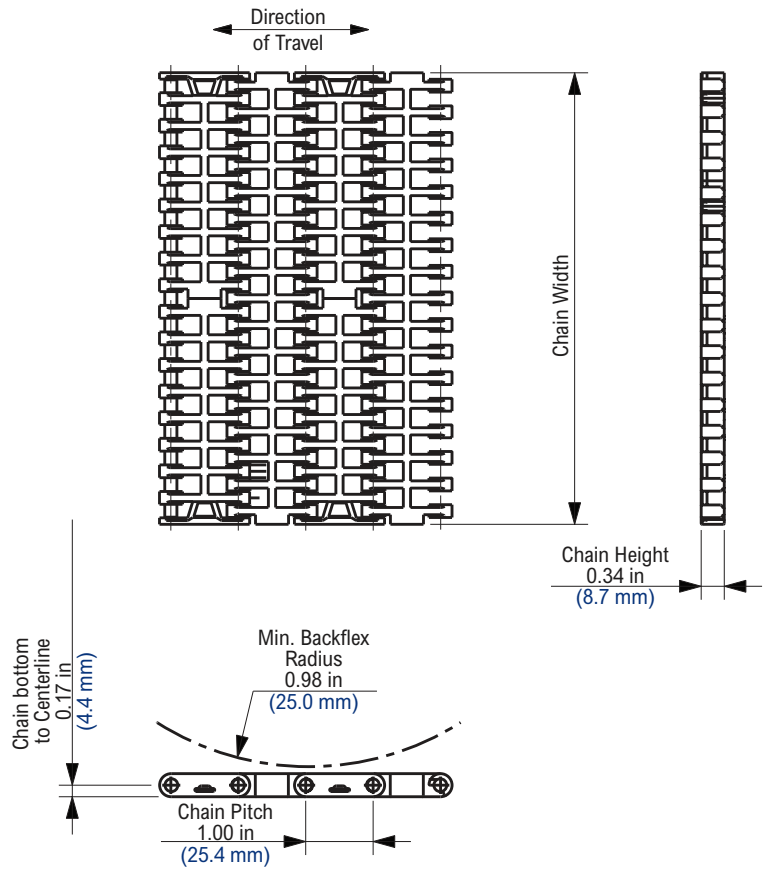
Stocked in 120 pitch, 10 ft (3.048 m) length strands. Chain strength is based on acetal-based materials and listed at room temperature. NR = Not Recommended. For additional material information, see material portfolio.

1000FG



Chain Information

Chain Capacity	Number of Sprockets	
	per ft of width	per m of width
0% - 25%	-	9
25% - 50%	-	11
50% - 75%	-	13
75% - 100%	-	17



Available Materials

Prefix	Chain Material	Standard Pin Material	Temperature						Chain Strength		Approximate Weight		FDA Approval
			Fahrenheit			Celsius							
			min	max dry	wet	min	max dry	wet	lbs/ft	N/m	lbs/ft ²	Kg/m ²	
Standard Materials													
XLG	Low Friction Green	Polypropylene	-40	180	150	-40	82	66	1,500	21,885	1.11	5.42	Yes

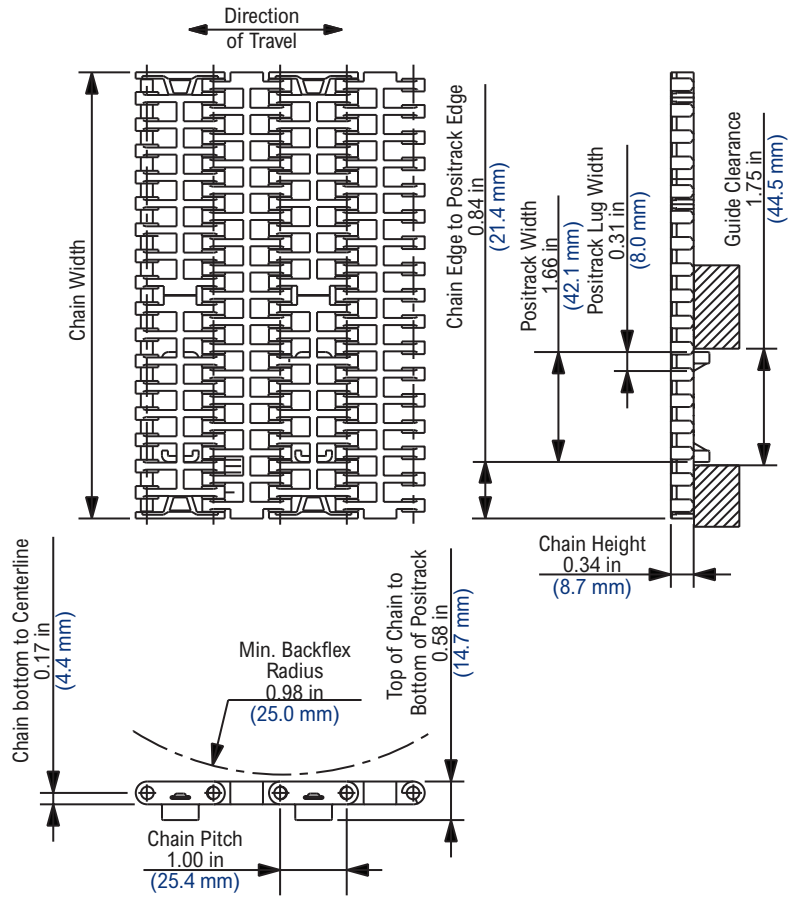

Regulatory Information

The Food and Drug Administration (FDA) accepts certain materials for direct food contact. FDA approved material is compliant to FDA 21 CFR § 177. Rexnord, MCC, and MatTop are trademarks of Rexnord Corporation. All rights reserved.

Additional Notes

For chain width information see page MT - WIDTH - 1.
 Open area = 40.0%.
 Chain strength is listed at room temperature. NR = Not Recommended.
 For additional material information, see material portfolio.

1000FG DP



Chain Information

Chain Capacity	Number of Sprockets	
	per ft of width	per m of width
0% - 25%	-	9
25% - 50%	-	11
50% - 75%	-	13
75% - 100%	-	17

Available Materials

Prefix	Chain Material	Standard Pin Material	Temperature						Chain Strength		Approximate Weight		FDA Approval
			Fahrenheit			Celsius							
			min	max dry	max wet	min	max dry	max wet	lbs/ft	N/m	lbs/ft ²	Kg/m ²	
Standard Materials													
XLG	Low Friction Green	Polypropylene	-40	180	150	-40	82	66	1,500	21,885	1.11	5.42	Yes


Regulatory Information

The Food and Drug Administration (FDA) accepts certain materials for direct food contact. FDA approved material is compliant to FDA 21 CFR § 177. Rexnord, MCC, and MatTop are trademarks of Rexnord Corporation. All rights reserved.

Additional Notes

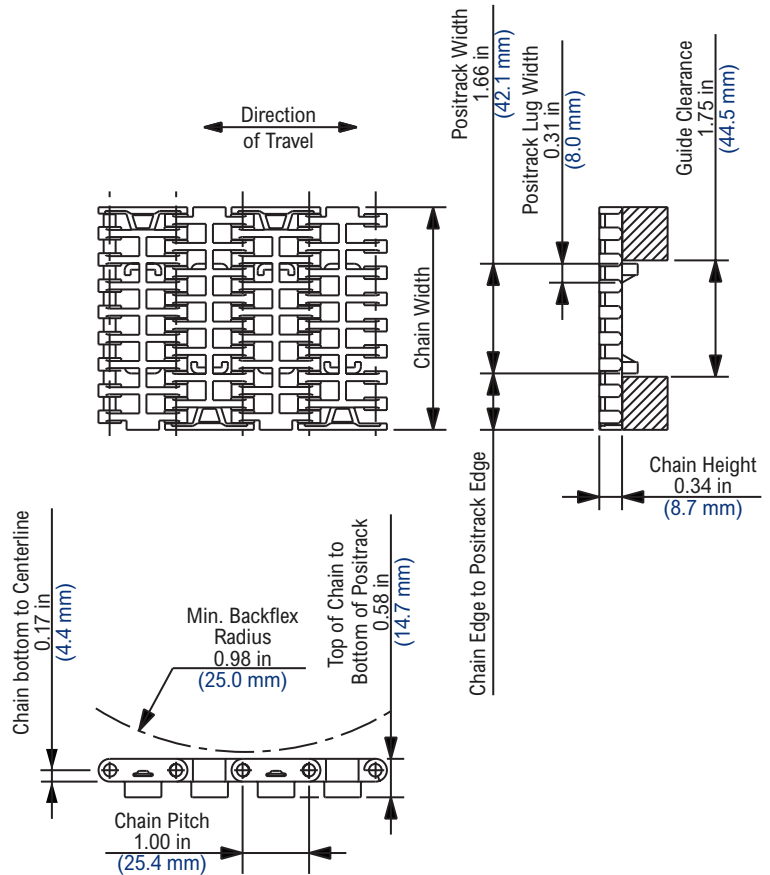
Chain strength is listed at room temperature. NR = Not Recommended. For additional material information, see material portfolio. For chain width information see page MT - WIDTH - 1. Open area = 40.0%.

1000FG (MTW) DP



Chain Information

Chain Width		Chain Edge to Tracking Guide Edge		Number of Sprockets	Chain Strength		
desc	in	mm	in		mm	lbs	N
84MM	3.31	84.0	0.84	21.0	1	420	1,868
85MM	33.5	85.0	0.85	21.5	1	420	1,868



Available Materials

Prefix	Chain Material	Standard Pin Material	Temperature						Approximate Weight		FDA Approval
			Fahrenheit			Celsius					
			min	max	wet	min	max	wet	lbs/ft ²	Kg/m ²	
Standard Materials											
XLG	Low Friction Green	Polyester	-40	180	150	-40	82	66	1.11	5.42	Yes

Regulatory Information

The Food and Drug Administration (FDA) accepts certain materials for direct food contact. FDA approved material is compliant to FDA 21 CFR § 177. Rexnord, MCC, and MatTop are trademarks of Rexnord Corporation. All rights reserved.

Additional Notes

Stocked in 120 pitch, 10 ft (3.048 m) length strands. Chain strength is based on acetal-based materials and listed at room temperature. NR = Not Recommended. For additional material information, see material portfolio. FGDP1000XLG84 is Part No. 873.30.09

1000FG Freeflow


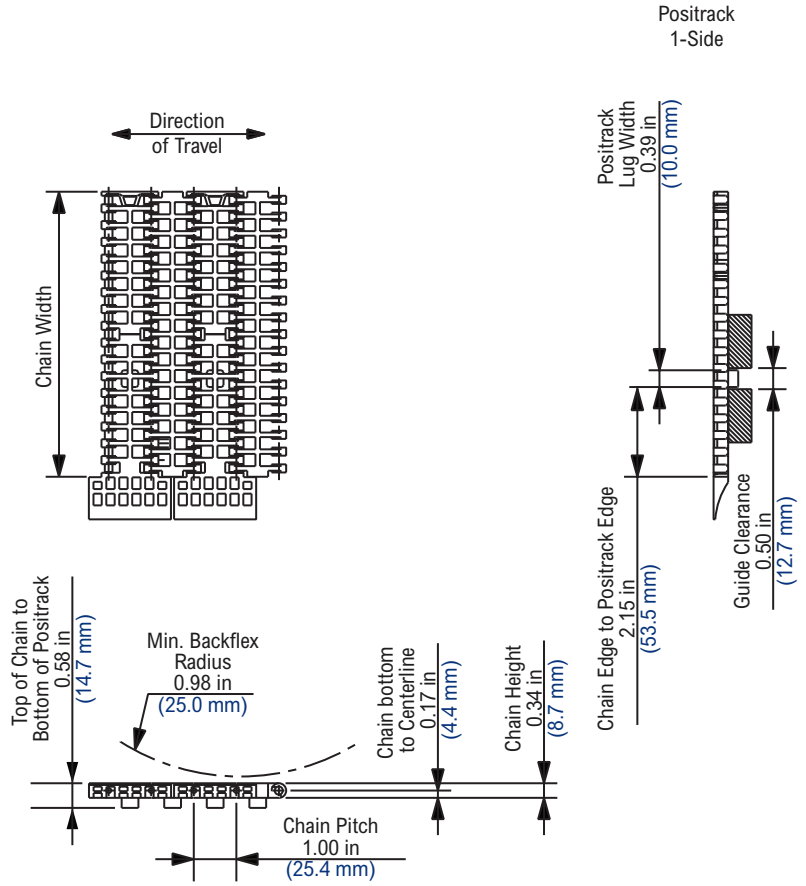


Photo shows Flush Grid 1000 Series MatTop® Chain with Freeflow and Positrack™ (DP) Tracking Guides molded in XLG material

Chain Information

Freeflow can be integrated into any width chain divisible by 85MM



Available Materials

Prefix	Chain Material	Standard Pin Material	Temperature						Approximate Weight		FDA Approval
			Fahrenheit			Celsius					
			min	max dry	max wet	min	max dry	max wet	lbs/ft ²	Kg/m ²	
Standard Materials											
XLG	Low Friction Green	Polypropylene	-40	180	150	-40	82	66	1.11	5.42	Yes

Regulatory Information

The Food and Drug Administration (FDA) accepts certain materials for direct food contact. FDA approved material is compliant to FDA 21 CFR § 177. Rexnord, MCC, and MatTop are trademarks of Rexnord Corporation. All rights reserved.

Additional Notes

Stocked in 120 pitch, 10 ft (3.048 m) length strands. Chain strength is based on acetal-based materials and listed at room temperature. NR = Not Recommended. For additional material information, see material portfolio.

1000RRR


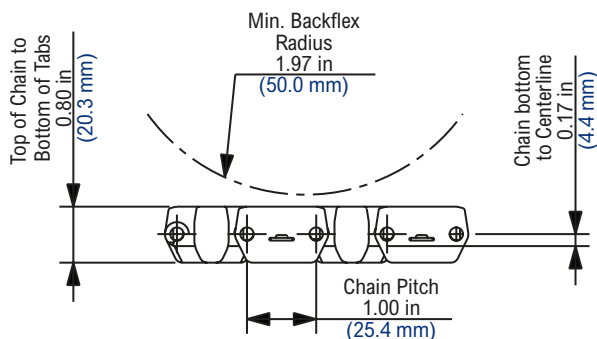
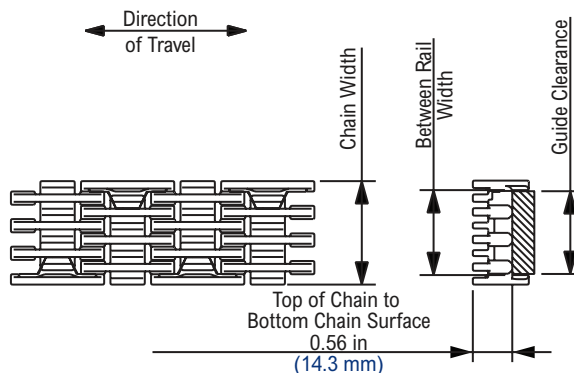


Photo shows Raised Rib 1000 Series Molded-to-Width (MTW) MatTop® Chain with Railtrack Tracking Guides molded in XLG material

Chain Information

Chain Width			Number of Sprockets	Chain Strength	
desc	in	mm		lbs	N
38MM	1.50	38.0	1	90	400



Available Materials

Prefix	Chain Material	Standard Pin Material	Temperature					Approximate Weight		FDA Approval	
			Fahrenheit		Celsius			lbs/ft ²	Kg/m ²		
			min	max	min	max	wet				
Standard Materials											
XLG	Low Friction Green	Polyester	-40	180	150	-40	82	66	1.63	7.96	Yes


Regulatory Information

The Food and Drug Administration (FDA) accepts certain materials for direct food contact. FDA approved material is compliant to FDA 21 CFR § 177. Rexnord, MCC, and MatTop are trademarks of Rexnord Corporation. All rights reserved.

Additional Notes

Stocked in 120 pitch, 10 ft (3.048 m) length strands. Chain strength is based on acetal-based materials and listed at room temperature. NR = Not Recommended. RRR1000-38XLG is Part Number 871.00.00 For additional material information, see material portfolio.

NS1000 Thermoplastic Split Sprocket



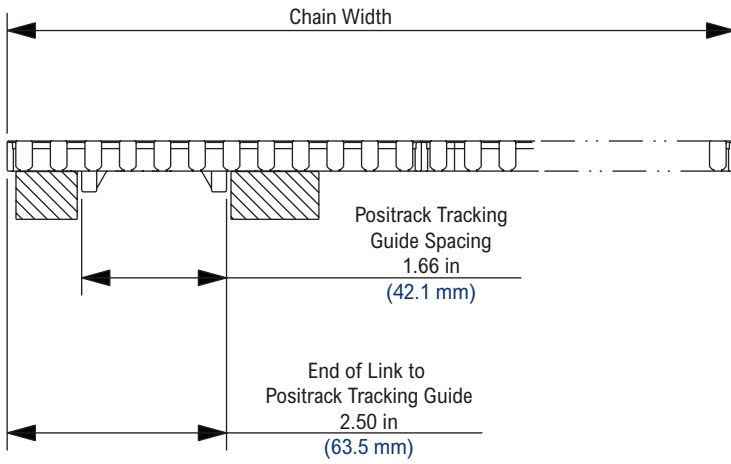
NS1000 Thermoplastic Split Sprocket Imperial Information

Number of Teeth		Pitch Diameter		Outside Diameter		Bore Diameter				Approximate Weight	
						Round		Square			
Actual	Effect	in	mm	in	mm	in				lbs	kg
16	16	5.126	130.20	5.14	130.6	-		1 1/2		0.51	0.23
18	18	5.760	146.30	5.78	146.8	1 1/4		1 1/2		0.60	0.27
20	20	6.394	162.41	6.42	163.1	1 1/4		1 1/2		0.70	0.32

NS1000 Thermoplastic Split Sprocket Metric Information

Number of Teeth		Pitch Diameter		Outside Diameter		Bore Diameter					Approximate Weight		
						Round			Square				
Actual	Effect	in	mm	in	mm	mm					lbs	kg	
16	16	5.126	130.20	5.14	130.6	30	35	40	-	-	40	0.51	0.23
18	18	5.760	146.30	5.78	146.8	30	35	40	-	60	40	0.60	0.27
20	20	6.394	162.41	6.42	163.1	30	35	40	50	-	40	0.70	0.32

Shaft-ready round bore sprockets are shipped with keyway and no setscrew. Idler bores are designed to spin freely on the shaft.

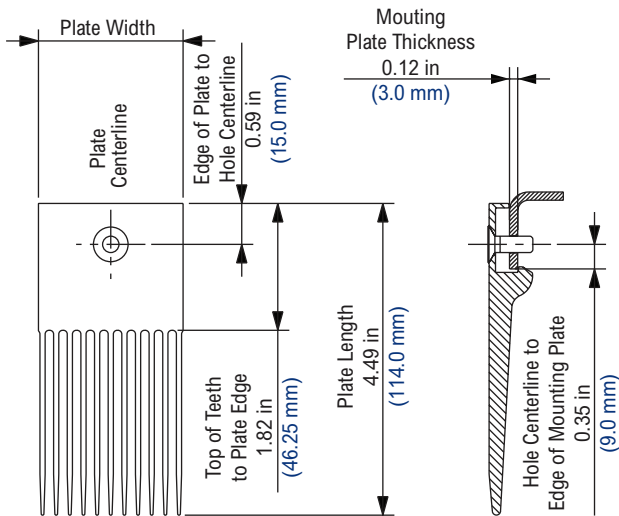


End Module with Positrack™ Tracking Guides

For FGDP and FTDP assembled-to-width chain only.

End modules may be positioned either on the left-hand or right-hand side of the chain.

End modules will be spaced every other pitch.



1000 Series Transfer Comb

Part Number	Plate Length		Plate Width		Approximate Weight	
	in	mm	in	mm	lbs	kg
10146448	4.49	114.0	1.69	43.0	0.04	0.02
10146449	4.49	114.0	2.09	53.0	0.31	0.14

For raised rib 1000 Series chains only.

Transfer combs are molded of XLG material.

1015


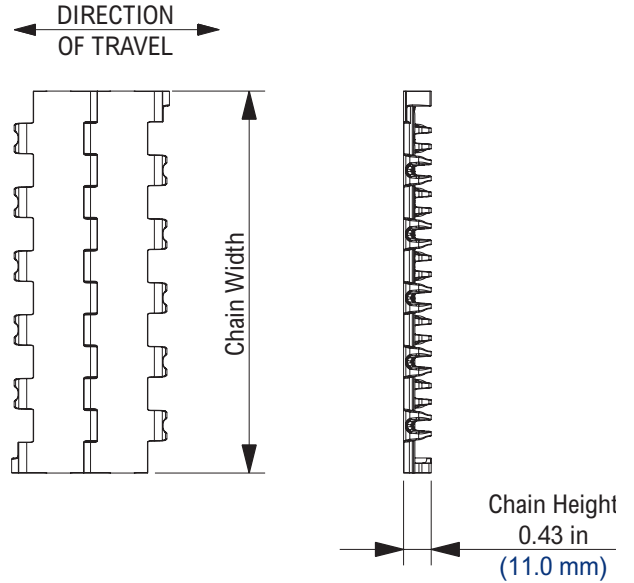


Photo shows 1015 MatTop® Chain molded in White Special Acetal Antimicrobial (WSA) material.



Chain Information

Chain Capacity	Number of Sprockets	
	per ft of width	per m of width
0% - 33%	2	7
34% - 66%	4	13
67% - 100%	6	20

Available Materials

Prefix	Chain Material	Standard Pin Material	Temperature						Chain Strength		Approximate Weight		FDA Approval
			Fahrenheit			Celsius							
			min	max		min	max		lbs/ft	N/m	lbs/ft ²	Kg/m ²	
Standard Materials													
WHA	White High Temperature Antimicrobial	Polyester	+40	220	212	4	104	100	250	3,648	0.90	4.39	Yes
Made-to-Order Materials													
BSA	Blue Special Acetal Antimicrobial	Polyester	-40	180	150	-40	82	66	500	7,295	1.44	7.03	Yes
WLA	White Low Temperature Antimicrobial	Polyester	-100	80	80	-73	27	27	200	2,918	0.98	4.78	Yes
WSA	White Special Acetal Antimicrobial	Polyester	-40	180	150	-40	82	66	500	7,295	1.44	7.03	Yes

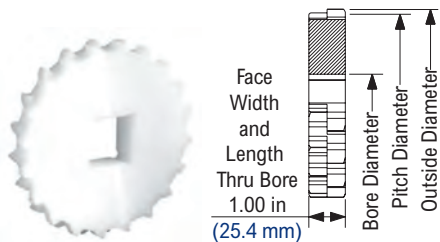
Regulatory Information

The Food and Drug Administration (FDA) accepts certain materials for direct food contact. FDA approved material is compliant to FDA 21 CFR § 177. Rexnord, MatTop and HP are trademarks of Rexnord Corporation. All rights reserved.

Additional Notes

MTO (Made-to-Order) products are non-returnable. Minimum order quantity and additional setup charges may also apply. For chain width information see page MT - WIDTH - 1. Open area = 1.9%. Minimum available width is 4 in (101.6mm). Chain strength is listed at room temperature. NR = Not Recommended. For additional material information, see material portfolio.

KU1010 TruTrack™ Thermoplastic Sprocket



KU1010 TruTrack™ Thermoplastic Sprocket Information

Number Of Teeth		Pitch Diameter		Outside Diameter		Bore Diameter (Shaft-Ready)								Bore Diameter (Idler)				Approximate Weight		FDA Approval
						Round				Square				in		mm				
						actual	effect	in	mm	in	mm	min	max	min	max	min	max	min	max	
10	10	3.236	82.19	3.26	82.7	3/4	1 1/2	20	40	3/4	1 1/2	20	40	-	-	-	-	0.31	0.14	Yes
12	12	3.862	98.09	3.89	98.9	3/4	2	20	50	3/4	1 1/2	20	40	-	-	-	-	0.46	0.21	Yes
16	16	5.125	130.18	5.18	131.5	3/4	2 1/2	20	65	3/4	2 1/2	20	65	-	-	-	-	0.82	0.37	Yes
18	18	5.759	146.28	5.82	147.8	3/4	3	20	75	3/4	3	20	75	-	-	-	-	1.04	0.47	Yes
20	20	6.393	162.38	6.46	164.0	3/4	3 1/2	20	90	3/4	3 1/2	20	90	-	-	-	-	1.57	0.71	Yes

Shaft-ready bores are shipped with keyway and no setscrew. Idler bores are designed to spin freely on the shaft.

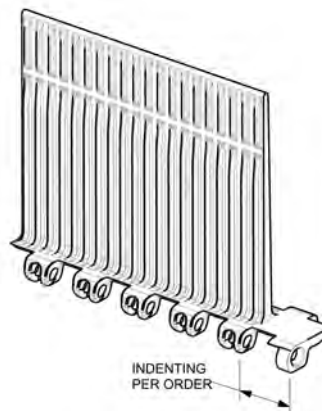
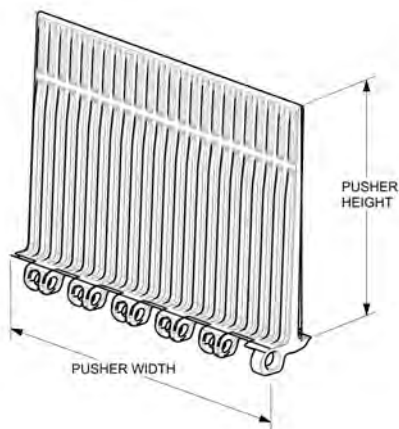
Pusher Attachment (DR-Style)

All pusher attachments are molded 6 in (152.4 mm) wide and can be cut down to a minimum height of 1/4 in (6.35 mm).

The DR2 designation represents an F-style pusher attachment at a height of 2 in (50.8 mm).

Please indicate if pusher attachments are required every pitch, every second pitch, etc. when ordering. Also, indicate if indents are required in the center, on one or both sides of the chain.

For example, "I would like DR2 pusher attachments every 8th pitch indented 3/4 in on both sides of the chain."




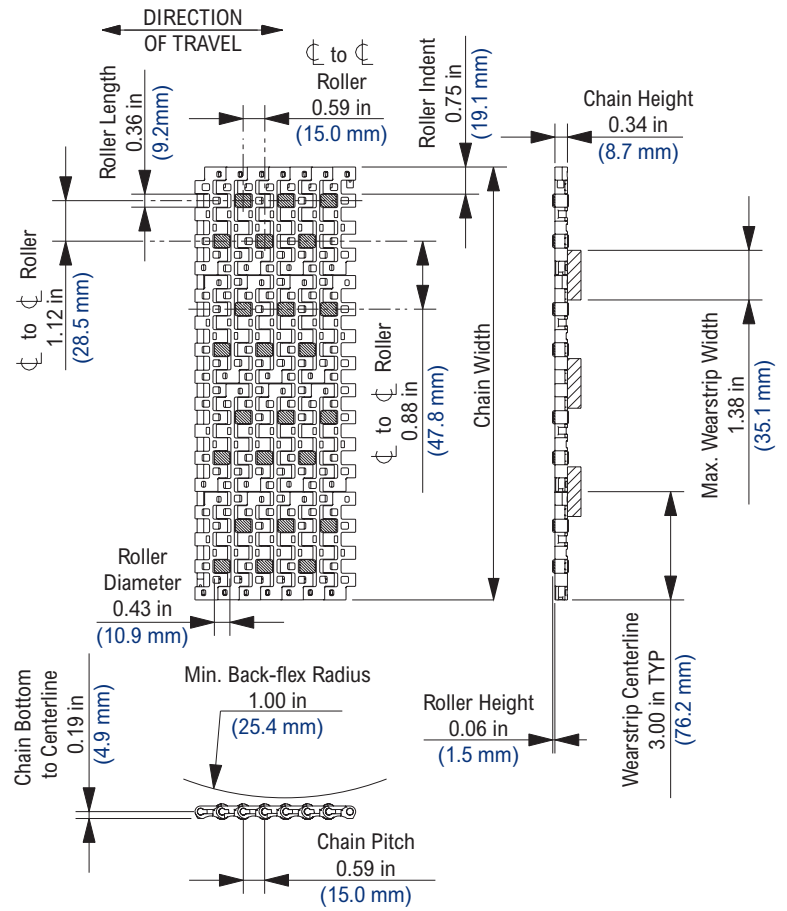


Photo shows 1503 MatTop® Chain molded in High Performance (HP™) material and yellow acetal rollers.



Chain Information

Chain Capacity	Number of Sprockets	
	per ft of width	per m of width
0% - 100%	4	13

Available Materials

Prefix	Chain Material	Standard Pin Material	Temperature						Chain Strength		Approximate Weight		FDA Approval
			Fahrenheit			Celsius							
			min	max dry	max wet	min	max dry	max wet	lbs/ft	N/m	lbs/ft ²	Kg/m ²	
Standard Materials													
HP™	High Performance	Polyester	-40	180	150	-40	82	66	325	4,742	1.30	6.35	Yes
Made-to-Order Materials													
PS®	Platinum Series®	Polyester	-40	180	150	-40	82	66	325	4,742	1.30	6.35	Yes

Regulatory Information

The Food and Drug Administration (FDA) accepts certain materials for direct food contact. FDA approved material is compliant to FDA 21 CFR § 177.

Rexnord, MatTop, Platinum Series, HP, and PS are trademarks of Rexnord Corporation.

All rights reserved.

U.S. Patent: 5960937

Additional Notes

MTO (Made-to-Order) products are non-returnable. Minimum order quantity and additional setup charges may also apply.

For chain width information see page MT - WIDTH - 1.

Acetal rollers.

Open area = 26.0%.

Stainless steel pins are available on a made-to-order basis.

Typical coefficient of friction between chain and product = 0.11.

Chain strength is listed at room temperature. NR = Not Recommended.

For additional material information, see material portfolio.

1505


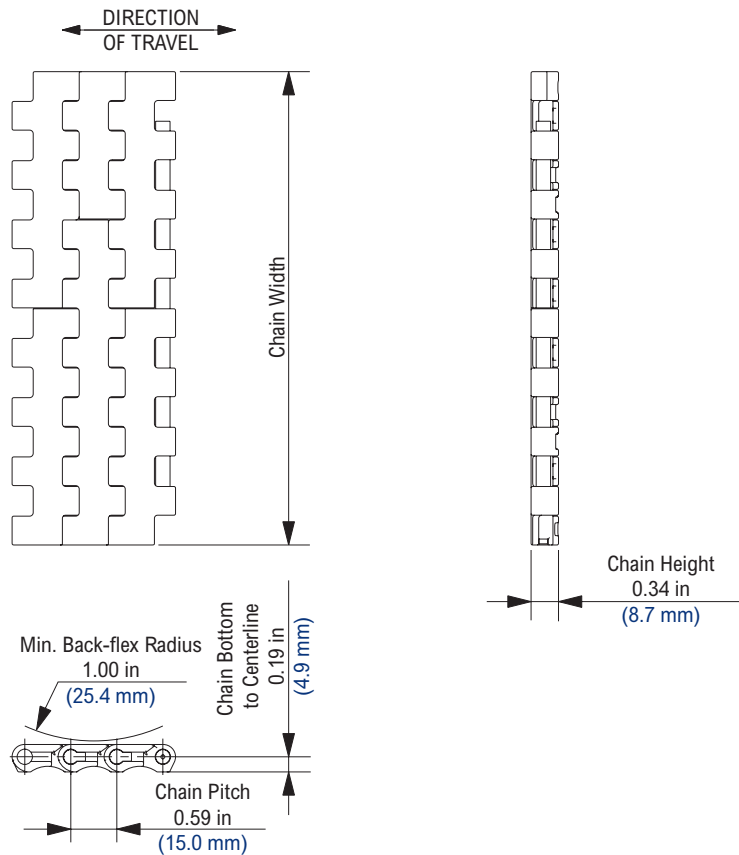


Photo shows 1505 MatTop® Chain molded in High Performance (HP™) material.



Chain Information

Chain Capacity	Number of Sprockets	
	per ft of width	per m of width
0% - 100%	4	13

Available Materials

Prefix	Chain Material	Standard Pin Material	Temperature						Chain Strength		Approximate Weight		FDA Approval
			Fahrenheit			Celsius							
			min	max		min	max		lbs/ft	N/m	lbs/ft ²	Kg/m ²	
Standard Materials													
AS	Anti-Static	Polyester	0	180	NR	-18	82	NR	540	7,879	1.30	6.35	No
HP™	High Performance	Polyester	-40	180	150	-40	82	66	900	13,131	1.30	6.35	Yes
PSX®	Platinum Series X®	Polyester	-40	180	150	-40	82	66	900	13,131	1.30	6.35	Yes
WHT	White High Temperature	Polyester	40	220	212	4	104	100	500	7,295	0.92	4.49	Yes
Made-to-Order Materials													
BLT	Blue Low Temperature	Polyethylene	-100	80	80	-73	27	27	250	3,648	0.92	4.49	Yes
BSM	Black Cut Resistant	Polyester	-40	180	150	-40	82	66	900	13,131	1.30	6.35	Yes
ESD	Electrostatic Dissipative	Polyester	0	180	180	-18	82	82	500	7,295	0.92	4.49	No
FR	Flame Retardant	Polyester	0	180	140	-18	82	60	765	11,161	1.30	6.35	No
HT	High Temperature	Polyester	40	220	212	4	104	100	500	7,295	0.92	4.49	Yes
HUV	High Temp. Ultraviolet Resistant	Polyester	40	220	180	4	104	82	500	7,295	0.92	4.49	No
LF	Low Friction	Polyester	-40	180	150	-40	82	66	900	13,131	1.30	6.35	Yes
LUV	Low Temperature Ultraviolet Resistant	Polyethylene	-40	80	80	-40	27	27	250	3,648	0.92	4.49	No
MR	Melt Resistant	Polyester	-80	220	NR	-62	104	NR	900	13,131	1.30	6.35	No
P	Chemical Resistant	Polyester	0	180	140	-18	82	60	720	10,505	1.30	6.35	Yes
PS®	Platinum Series®	Polyester	-40	180	150	-40	82	66	900	13,131	1.30	6.35	Yes
RHT	Red High Temperature	Polyester	40	220	212	4	104	100	500	7,295	0.92	4.49	Yes
WD	White Plain Acetal	Polyester	-40	180	150	-40	82	66	900	13,131	1.30	6.35	No
WHP	White High Performance	Polyester	-40	180	150	-40	82	66	900	13,131	1.30	6.35	Yes
WLF	White Low Friction	Polyester	-40	180	150	-40	82	66	900	13,131	1.30	6.35	Yes
WLT	White Low Temperature	Polyethylene	-100	80	80	-73	27	27	250	3,648	0.92	4.49	Yes
WSM	White Cut Resistant	Polyester	-40	180	150	-40	82	66	900	13,131	1.30	6.35	Yes

Regulatory Information

The Food and Drug Administration (FDA) accepts certain materials for direct food contact. FDA approved material is compliant to FDA 21 CFR § 177.

Rexnord, MatTop, Platinum Series, Platinum Series X, HP, PS and PSX are trademarks of Rexnord Corporation.

All rights reserved.
U.S. Patent: 5960937

Additional Notes

MTO (Made-to-Order) products are non-returnable. Minimum order quantity and additional setup charges may also apply.

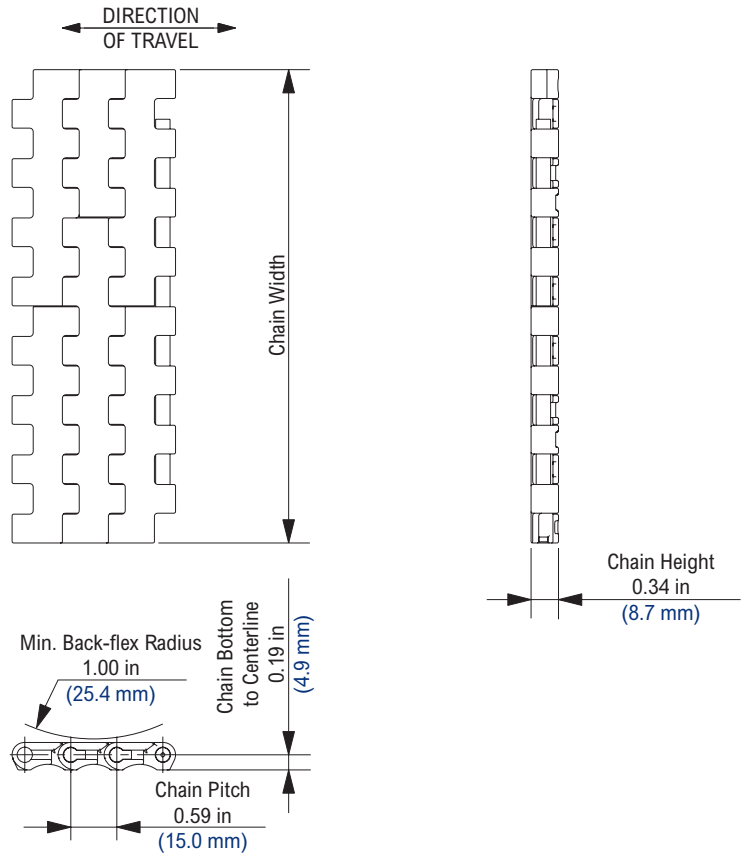

For chain width information see page MT - WIDTH - 1.

Open area = 2.0%.

Stainless steel pins are available on a made-to-order basis.

Chain strength is listed at room temperature. NR = Not Recommended.

For additional material information, see material portfolio.



Chain Information

Chain Capacity	Number of Sprockets	
	per ft of width	per m of width
0% - 100%	4	13

Available Materials

Prefix	Chain Material	Standard Pin Material	Temperature						Chain Strength		Approximate Weight		FDA Approval
			Fahrenheit			Celsius							
			min	max		min	max		lbs/ft	N/m	lbs/ft ²	Kg/m ²	
Made-to-Order Materials													
BHA	Blue High Temperature Antimicrobial	Polyester	40	220	212	4	104	100	500	7,295	0.92	4.49	***
BLA	Blue Low Temperature Antimicrobial	Polyethylene	-100	80	80	-73	27	27	250	3,648	0.92	4.49	***
BSA	Blue Special Acetal Antimicrobial	Polyester	-40	180	150	-40	82	66	900	13,131	1.30	6.35	***
GLD	Grey Low Temp. Detectable Animicrobial	Polyethylene	-100	80	80	-73	27	27	250	3,648	0.92	4.49	***
GSA	Grey Special Acetal Antimicrobial	Polyester	-40	180	150	-40	82	66	900	13,131	1.30	6.35	***
RLD	Red Low Temp. Detectable Animicrobial	Polyethylene	-100	80	80	-73	27	27	250	3,648	0.92	4.49	***
THD	Tan High Temp. Detectable Antimicrobial	Polyester	40	220	212	4	104	100	500	7,295	0.92	4.49	***
WHA	White High Temperature Antimicrobial	Polyester	40	220	212	4	104	100	500	7,295	0.92	4.49	***
WLA	White Low Temperature Antimicrobial	Polyethylene	-100	80	80	-73	27	27	250	3,648	0.92	4.49	***
WSA	White Special Acetal Antimicrobial	Polyester	-40	180	150	-40	82	66	900	13,131	1.30	6.35	***



These materials will not protect the user against food-borne illness. Formulated to inhibit the growth of bacteria, mold and mildew that may cause discoloration, odor or degradation of the MatTop® chain. Always maintain good hygiene, proper cleaning procedures are still required. Microban is a registered trademark of Microban Products Company.

Regulatory Information

*** These materials meet the end-test requirements as specified by FDA 21CFR 177.1520 (c), the FDA requirement for polyolefin materials intended for direct food contact. All components of these materials are either compliant for food contact as listed by the FDA or regulated by the EPA.

Rexnord, MatTop and HP are trademarks of Rexnord Corporation.

All rights reserved.

U.S. Patent: 5960937

Additional Notes

MTO (Made-to-Order) products are non-returnable. Minimum order quantity and additional setup charges may also apply.

For chain width information see page MT - WIDTH - 1.

Open area = 2.0%.

Stainless steel pins are available on a made-to-order basis.

The ability to detect plastic particles will vary due to sensitivity of individual metal detectors. All components may not be detectable.

Chain strength is listed at room temperature. NR = Not Recommended.

For additional material information, see material portfolio.

1505 RubberTop®


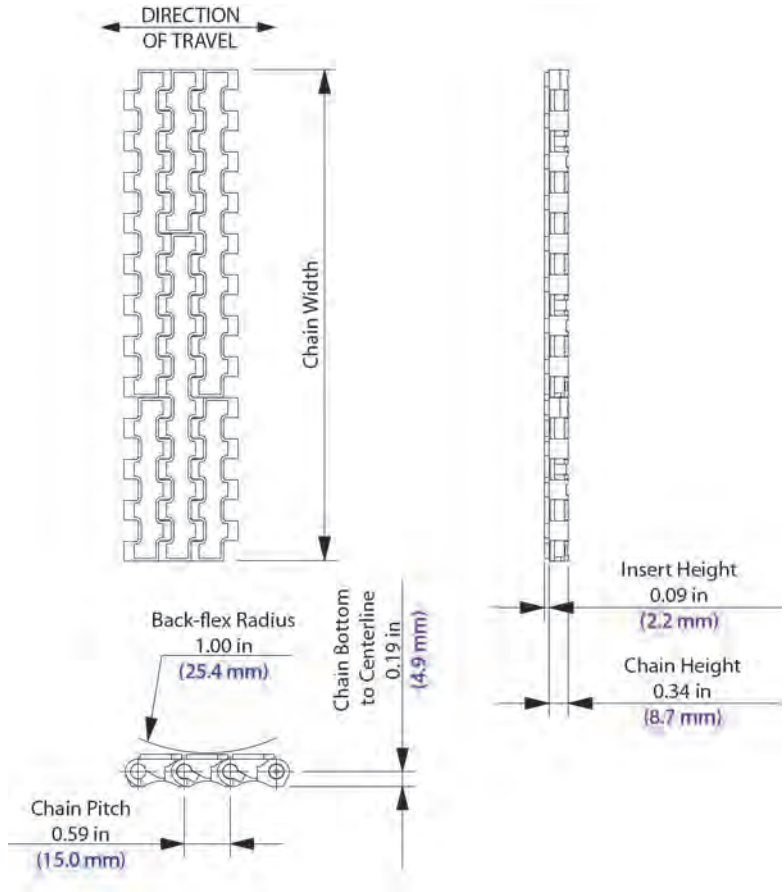


Photo shows 1505 RubberTop® MatTop® Chain molded in Tough Composite Friction Top (TCF) material.

Chain Information

Chain Capacity	Number of Sprockets	
	per ft of width	per m of width
0% - 100%	4	13



Available Materials

Prefix	Chain Material	Standard Pin Material	Temperature						Chain Strength		Approximate Weight		FDA Approval
			Fahrenheit			Celsius							
			min	max		min	max		lbs/ft	N/m	lbs/ft ²	Kg/m ²	
Standard Materials													
HT	High Temperature	Polyester	40	180	140	4	104	100	500	7,295	1.35	6.59	Yes
GTC	Gray Tough Composite	Acetal	0	180	140	-18	82	60	675	9,848	1.63	7.96	No

Regulatory Information

The Food and Drug Administration (FDA) accepts certain materials for direct food contact. FDA approved material is compliant to FDA 21 CFR § 177.

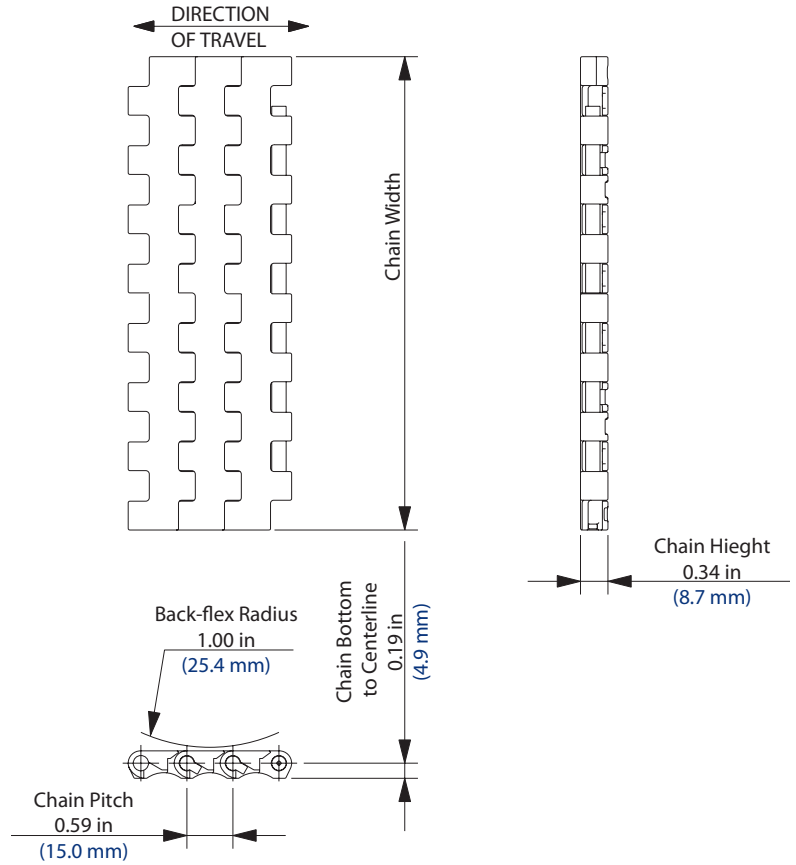

Rexnord, MatTop, RubberTop and HP are trademarks of Rexnord Corporation.

All rights reserved.
U.S. Patent: 5960937

Additional Notes

- For chain width information see page MT - WIDTH - 1.
- Open area = 2.0%.
- TC links are molded with 50 Shore A urethane friction pads.
- HT links are molded with 50 Shore A TPE friction pads.
- Chain strength is listed at room temperature. NR = Not Recommended.
- For additional material information, see material portfolio.

1505 (MTW)



Chain Information

desc	Chain Width		Number of Sprockets	Chain Strength	
	in	mm		lbs	N
38MM	1.50	38.0	1	100	445
46MM	1.81	46.0	1	100	445
3	3.00	76.2	1	150	667
4 1/2	4.50	114.3	1	225	1,001
6	6.00	152.4	2	240	1,068

Available Materials

Prefix	Chain Material	Standard Pin Material	Temperature						Chain Strength		Approximate Weight		FDA Approval
			Fahrenheit			Celsius							
			min	max		min	max		lbs/ft	N/m	lbs/ft ²	Kg/m ²	
Standard Materials													
AS	Anti-Static	Polyester	0	180	NR	-18	82	NR	540	7,879	1.30	6.35	No
HP™	High Performance	Polyester	-40	180	150	-40	82	66	900	13,131	1.30	6.35	Yes
PSX®	Platinum Series X®	Polyester	-40	180	150	-40	82	66	900	13,131	1.30	6.35	Yes
WHT	White High Temperature	Polyester	40	220	212	4	104	100	500	7,295	0.92	4.49	Yes
Made-to-Order Materials													
BLT	Blue Low Temperature	Polyethylene	-100	80	80	-73	27	27	250	3,648	0.92	4.49	Yes
BSM	Black Cut Resistant	Polyester	-40	180	150	-40	82	66	900	13,131	1.30	6.35	Yes
ESD	Electrostatic Dissipative	Polyester	0	180	180	-18	82	82	500	7,295	0.92	4.49	No
FR	Flame Retardant	Polyester	0	180	140	-18	82	60	765	11,161	1.30	6.35	No
HT	High Temperature	Polyester	40	220	212	4	104	100	500	7,295	0.92	4.49	Yes
HUV	High Temp. Ultraviolet Resistant	Polyester	40	220	180	4	104	82	500	7,295	0.92	4.49	No
LF	Low Friction	Polyester	-40	180	150	-40	82	66	900	13,131	1.30	6.35	Yes
LUV	Low Temperature Ultraviolet Resistant	Polyethylene	-40	80	80	-40	27	27	250	3,648	0.92	4.49	No
MR	Melt Resistant	Polyester	-80	220	NR	-62	104	NR	900	13,131	1.30	6.35	No
P	Chemical Resistant	Polyester	0	180	140	-18	82	60	720	10,505	1.30	6.35	Yes
PS®	Platinum Series®	Polyester	-40	180	150	-40	82	66	900	13,131	1.30	6.35	Yes
RHT	Red High Temperature	Polyester	40	220	212	4	104	100	500	7,295	0.92	4.49	Yes
WD	White Plain Acetal	Polyester	-40	180	150	-40	82	66	900	13,131	1.30	6.35	No
WHP	White High Performance	Polyester	-40	180	150	-40	82	66	900	13,131	1.30	6.35	Yes
WLF	White Low Friction	Polyester	-40	180	150	-40	82	66	900	13,131	1.30	6.35	Yes
WLT	White Low Temperature	Polyethylene	-100	80	80	-73	27	27	250	3,648	0.92	4.49	Yes
WSM	White Cut Resistant	Polyester	-40	180	150	-40	82	66	900	13,131	1.30	6.35	Yes

Regulatory Information

The Food and Drug Administration (FDA) accepts certain materials for direct food contact. FDA approved material is compliant to FDA 21 CFR § 177.

Rexnord, MatTop, Platinum Series, Platinum Series X, HP, PS and PSX are trademarks of Rexnord Corporation.

All rights reserved.

U.S. Patent: 5960937

Additional Notes

MTO (Made-to-Order) products are non-returnable. Minimum order quantity and additional setup charges may also apply.

Stocked in 204 pitch, 10 ft (3.048 m) length strands.

Open area = 2.0%.

Stainless steel pins are available on a made-to-order basis.

Chain strength is based on acetal-based materials and is listed at room temperature. NR = Not Recommended.

For additional material information, see material portfolio.

1505 DTS® PT


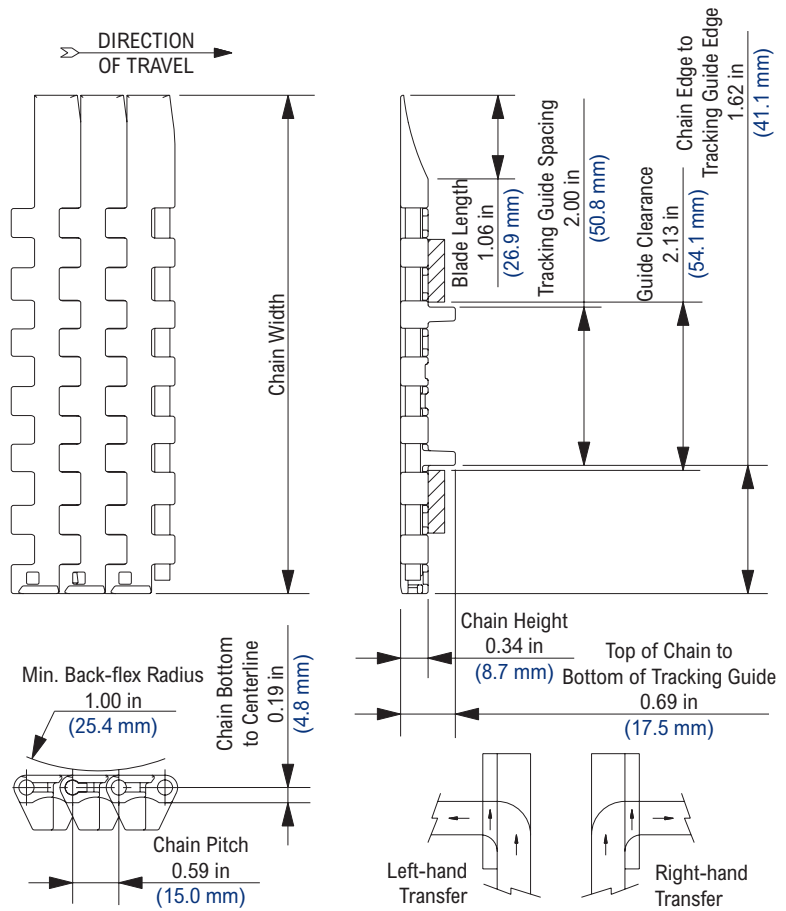


Photo shows 1505 MatTop® Chain with DynamicTransfer System™ (DTS®) and Positrack™ (PT) Tracking Guides molded in High Performance (HP™) material.



Chain Information

Chain Width	Chain Edge to Tracking Guide Edge		Number of Sprockets	Chain Strength	
	in	mm		lbs	N
4 1/2	6.30	160.0	1	225	1,001

Available Materials

Prefix	Chain Material	Standard Pin Material	Temperature						Approximate Weight		FDA Approval
			Fahrenheit			Celsius			lbs/ft ²	Kg/m ²	
			min	max	dry	wet	min	max			
Standard Materials											
HP™	High Performance	Polyester	-40	180	150	-40	82	66	1.30	6.35	Yes
Made-to-Order Materials											
AS	Anti-Static	Polyester	0	180	NR	-18	82	NR	1.30	6.35	No
FR	Flame Retardant	Polyester	0	180	140	-18	82	60	1.30	6.35	No
LF	Low Friction	Polyester	-40	180	150	-40	82	66	1.30	6.35	Yes
WHP	White High Performance	Polyester	-40	180	150	-40	82	66	1.30	6.35	Yes

Regulatory Information

The Food and Drug Administration (FDA) accepts certain materials for direct food contact. FDA approved material is compliant to FDA 21 CFR § 177.

Rexnord, MatTop, DynamicTransfer System, DTS, Positrack, and HP are trademarks of Rexnord Corporation.

All rights reserved.

U.S. Patents: 5634550, 5960937

Additional Notes

MTO (Made-to-Order) products are non-returnable. Minimum order quantity and additional setup charges may also apply.

Stocked in 204 pitch, 10 ft (3.048 m) length strands.

Available in both left-hand and right-hand modules.

Chain strength is listed at room temperature. NR = Not Recommended.

For additional material information, see material portfolio.


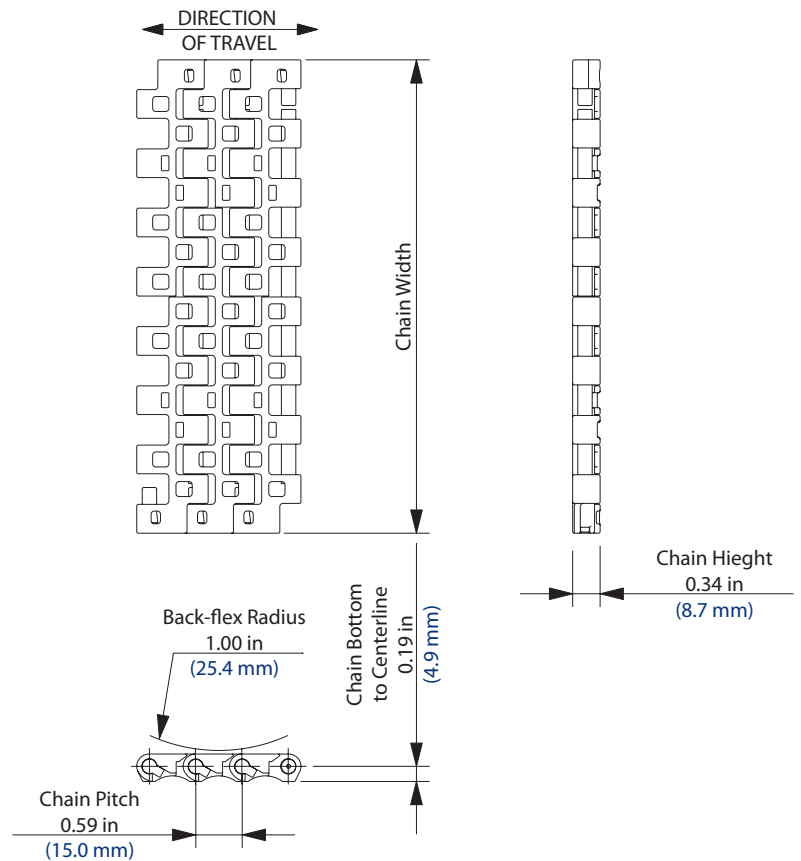


Photo shows 1506 MatTop® Chain molded in High Performance (HP™) material.

Chain Information

Chain Capacity	Number of Sprockets	
	per ft of width	per m of width
0% - 100%	4	13



Available Materials

Prefix	Chain Material	Standard Pin Material	Temperature						Chain Strength		Approximate Weight		FDA Approval
			Fahrenheit			Celsius							
			min	max dry	max wet	min	max dry	max wet	lbs/ft	N/m	lbs/ft ²	Kg/m ²	
Standard Materials													
HP™	High Performance	Polyester	-40	180	150	-40	82	66	900	13,131	1.30	6.35	Yes
WHT	White High Temperature	Polyester	40	220	212	4	104	100	500	7,295	0.92	4.49	Yes
Made-to-Order Materials													
AS	Anti-Static	Polyester	0	180	NR	-18	82	NR	540	7,879	1.30	6.35	No
BLT	Blue Low Temperature	Polyethylene	-100	80	80	-73	27	27	250	3,648	0.92	4.49	Yes
DUV	Plain Acetal Ultraviolet Resistant	Polyester	0	180	150	-18	82	66	900	13,131	1.30	6.35	No
ESD	Electrostatic Dissipative	Polyester	0	180	180	-18	82	82	540	7,879	0.92	4.49	No
FR	Flame Retardant	Polyester	0	180	140	-18	82	60	765	11,161	1.30	6.35	No
HT	High Temperature	Polyester	40	220	212	4	104	100	500	7,295	0.92	4.49	Yes
HUV	High Temp. Ultraviolet Resistant	Polyester	40	220	180	4	104	82	500	7,295	0.92	4.49	No
LF	Low Friction	Polyester	-40	180	150	-40	82	66	900	13,131	1.30	6.35	Yes
LUV	Low Temperature Ultraviolet Resistant	Polyethylene	-40	80	80	-40	27	27	250	3,648	0.92	4.49	No
MR	Melt Resistant	Polyester	-80	220	NR	-62	104	NR	900	13,131	1.30	6.35	No
P	Chemical Resistant	Polyester	0	180	140	-18	82	60	720	10,505	1.30	6.35	Yes
PS®	Platinum Series®	Polyester	-40	180	150	-40	82	66	900	13,131	1.30	6.35	Yes
RHT	Red High Temperature	Polyester	40	220	212	4	104	100	500	7,295	0.92	4.49	Yes
WHP	White High Performance	Polyester	-40	180	150	-40	82	66	900	13,131	1.30	6.35	Yes
WLF	White Low Friction	Polyester	-40	180	150	-40	82	66	900	13,131	1.30	6.35	Yes
WLT	White Low Temperature	Polyethylene	-100	80	80	-73	27	27	250	3,648	0.92	4.49	Yes

Regulatory Information

The Food and Drug Administration (FDA) accepts certain materials for direct food contact. FDA approved material is compliant to FDA 21 CFR § 177.

Rexnord, MatTop, Platinum Series, HP, and PS are trademarks of Rexnord Corporation.

All rights reserved.

U.S. Patent: 5960937

Additional Notes

MTO (Made-to-Order) products are non-returnable. Minimum order quantity and additional setup charges may also apply.

For chain width information see page MT - WIDTH - 1.

Open area = 26.0%.

Stainless steel pins are available on a made-to-order basis.

Chain strength is listed at room temperature. NR = Not Recommended.

For additional material information, see material portfolio.

1506


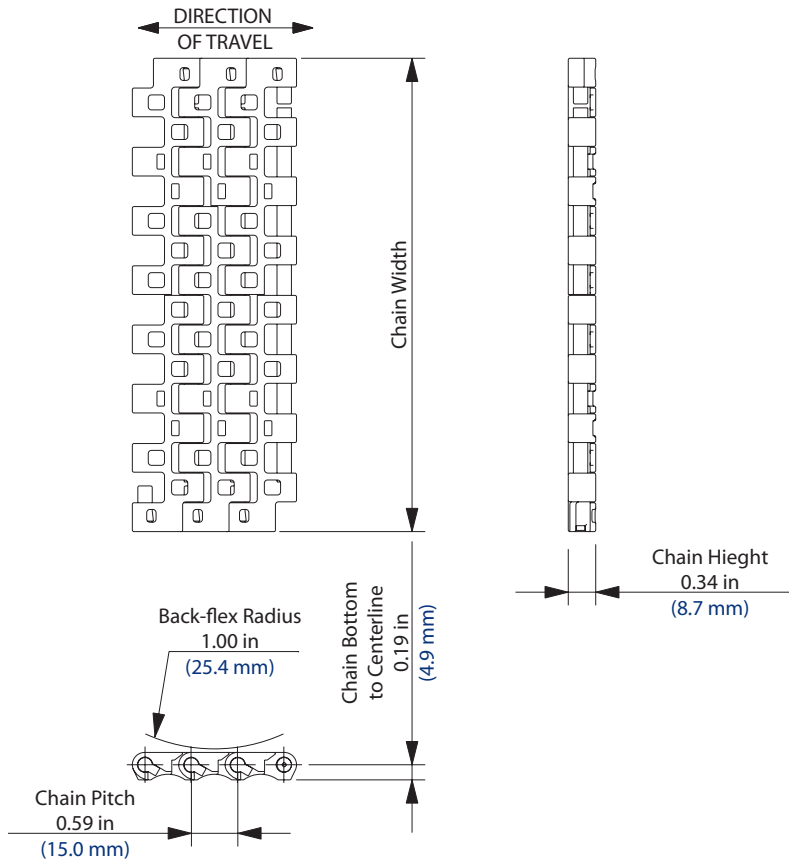


Photo shows 1506 MatTop® Chain with Microban® Antimicrobial Product Protection.



Chain Information

Chain Capacity	Number of Sprockets	
	per ft of width	per m of width
0% - 100%	4	13

Available Materials

Prefix	Chain Material	Standard Pin Material	Temperature						Chain Strength		Approximate Weight		FDA Approval
			Fahrenheit			Celsius			lbs/ft	N/m	lbs/ft ²	Kg/m ²	
			min	max		min	max						
				dry	wet		dry	wet					
Made-to-Order Materials													
BLA	Blue Low Temperature Antimicrobial	Polyethylene	-100	80	80	-73	27	27	250	3,648	0.92	4.49	***
BHA	Blue High Temperature Antimicrobial	Polyester	40	220	212	4	104	100	500	7,295	0.92	4.49	***
GLD	Grey Low Temp. Detectable Antimicrobial	Polyethylene	-100	80	80	-73	27	27	250	3,648	0.92	4.49	***
GSA	Grey Special Acetal Antimicrobial	Polyester	-40	180	150	-40	82	66	900	13,131	1.30	6.35	***
RLD	Red Low Temp. Detectable Antimicrobial	Polyethylene	-100	80	80	-73	27	27	250	3,648	0.92	4.49	***
THD	Tan High Temp. Detectable Antimicrobial	Polyester	40	220	212	4	104	100	500	7,295	0.92	4.49	***
WHA	White High Temperature Antimicrobial	Polyester	40	220	212	4	104	100	500	7,295	0.92	4.49	***
WLA	White Low Temperature Antimicrobial	Polyethylene	-100	80	80	-73	27	27	250	3,648	0.92	4.49	***
WSA	White Special Acetal Antimicrobial	Polyethylene	-40	180	150	-40	82	66	900	13,131	1.30	6.35	***



These materials will not protect the user against food-borne illness. Formulated to inhibit the growth of bacteria, mold and mildew that may cause discoloration, odor or degradation of the MatTop® chain. Always maintain good hygiene, proper cleaning procedures are still required. Microban is a registered trademark of Microban Products Company.

Regulatory Information

*** These materials meet the end-test requirements as specified by FDA 21CFR 177.1520 (c), the FDA requirement for polyolefin materials intended for direct food contact. All components of these materials are either compliant for food contact as listed by the FDA or regulated by the EPA.

Rexnord, MatTop and HP are trademarks of Rexnord Corporation.

All rights reserved.

U.S. Patent: 5960937

Additional Notes

MTO (Made-to-Order) products are non-returnable. Minimum order quantity and additional setup charges may also apply.

For chain width information see page MT - WIDTH - 1.

Open area = 26.0%.

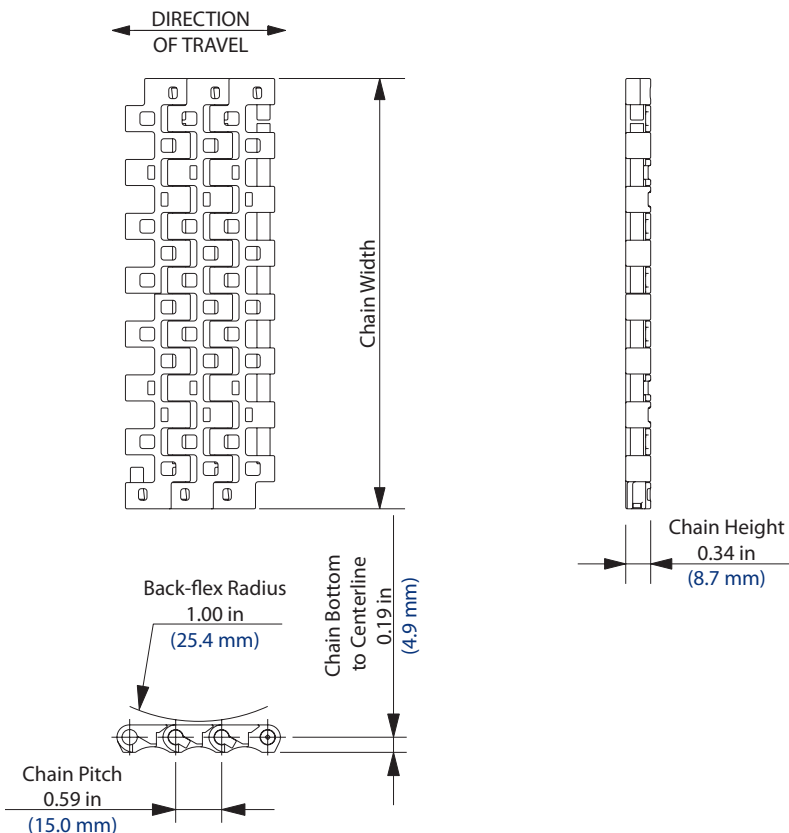
Stainless steel pins are available on a made-to-order basis.

The ability to detect plastic particles will vary due to sensitivity of individual metal detectors. All components may not be detectable.

Chain strength is listed at room temperature. NR = Not Recommended.

For additional material information, see material portfolio.

1506 (MTW)



Chain Information

desc	Chain Width		Number of Sprockets	Chain Strength	
	in	mm		lbs	N
38MM	1.50	38.0	1	100	445
46MM	1.81	46.0	1	100	445
3	3.00	76.2	1	150	667
4 1/2	4.50	114.3	1	225	1,001
6	6.00	152.4	2	300	1,334

Available Materials

Prefix	Chain Material	Standard Pin Material	Temperature						Approximate Weight		FDA Approval
			Fahrenheit			Celsius					
			min	max dry	max wet	min	max dry	max wet	lbs/ft ²	Kg/m ²	
Standard Materials											
HP™	High Performance	Polyester	-40	180	150	-40	82	66	1.30	6.35	Yes
WHT	White High Temperature	Polyester	40	220	212	4	104	100	0.92	4.49	Yes
Made-to-Order Materials											
AS	Anti-Static	Polyester	0	180	NR	-18	82	NR	1.30	6.35	No
BLT	Blue Low Temperature	Polyethylene	-100	80	80	-73	27	27	0.92	4.49	Yes
DUV	Plain Acetal Ultraviolet Resistant	Polyester	0	180	150	-18	82	66	1.30	6.35	No
ESD	Electrostatic Dissipative	Polyester	0	180	180	-18	82	82	0.92	4.49	No
FR	Flame Retardant	Polyester	0	180	140	-18	82	60	1.30	6.35	No
HT	High Temperature	Polyester	40	220	212	4	104	100	0.92	4.49	Yes
HUV	High Temp. Ultraviolet Resistant	Polyester	40	220	180	4	104	82	0.92	4.49	No
LF	Low Friction	Polyester	-40	180	150	-40	82	66	1.30	6.35	Yes
LUV	Low Temperature Ultraviolet Resistant	Polyethylene	-40	80	80	-40	27	27	0.92	4.49	No
MR	Melt Resistant	Polyester	-80	220	NR	-62	104	NR	1.30	6.35	No
P	Chemical Resistant	Polyester	0	180	140	-18	82	60	1.30	6.35	Yes
PS®	Platinum Series®	Polyester	-40	180	150	-40	82	66	1.30	6.35	Yes
RHT	Red High Temperature	Polyester	40	220	212	4	104	100	0.92	4.49	Yes
WHP	White High Performance	Polyester	-40	180	150	-40	82	66	1.30	6.35	Yes
WLF	White Low Friction	Polyester	-40	180	150	-40	82	66	1.30	6.35	Yes
WLT	White Low Temperature	Polyethylene	-100	80	80	-73	27	27	0.92	4.49	Yes

Regulatory Information

The Food and Drug Administration (FDA) accepts certain materials for direct food contact. FDA approved material is compliant to FDA 21 CFR § 177.

Rexnord, MatTop, Platinum Series, HP, and PS are trademarks of Rexnord Corporation.

All rights reserved.

U.S. Patent: 5960937

Additional Notes

MTO (Made-to-Order) products are non-returnable. Minimum order quantity and additional setup charges may also apply.

For chain width information see page MT - WIDTH - 1.

Open area = 26.0%.

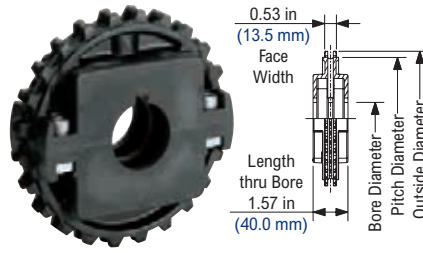
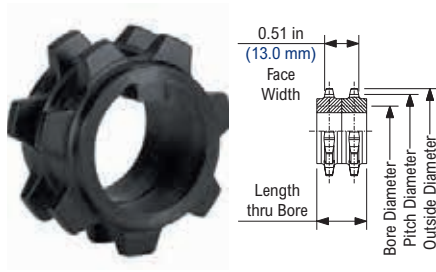
Stainless steel pins are available on a made-to-order basis.

Chain strength is listed at room temperature. NR = Not Recommended.

For additional material information, see material portfolio.

N1500 Thermoplastic Sprocket

NS1500 Thermoplastic Split Sprocket



N1500 Thermoplastic Sprocket Information

Number Of Teeth		Pitch Diameter		Outside Diameter		Bore Diameter (Shaft-Ready)				Bore Diameter (Idler)		Length Thru Bore		Approximate Weight	
						Round		Square							
actual	effect	in	mm	in	mm	in	mm	in	mm	in	mm	in	mm	lbs	kg
7	7	1.364	34.65	1.31	33.3	3/4	20	-	-	3/4	20	.73	18.5	0.02	0.01
12	12	2.287	58.09	2.28	57.9	-	-	1	25	-	-	.95	24.1	0.08	0.04

7 Tooth Shaft-ready round bore sprocket shipped with integral key without setscrew. 2 sprocket pieces and 2 retaining rings are supplied per part. Idler bores are designed to spin freely on the shaft.

NS1500 Thermoplastic Split Sprocket Information

Number Of Teeth		Pitch Diameter		Outside Diameter		Bore Diameter (Shaft-Ready)								Bore Diameter (Idler)				Approximate Weight	
						Round				Square									
						in	mm	in	mm	min	max	min	max	in	mm	min	max		
24	24	4.524	114.91	4.55	115.6	1	2	25	50	1	2	25	60	1	2	25	60	0.53	0.24
32	32	6.040	153.42	6.10	154.9	1	2 1/2	25	75	1	3 1/2	25	90	1	3	25	90	0.71	0.32

Imperial shaft-ready round bore sprockets are shipped with keyway and setscrew. Metric shaft-ready round bore sprockets are shipped with keyway and no setscrew. Idler bores are designed to spin freely on the shaft.

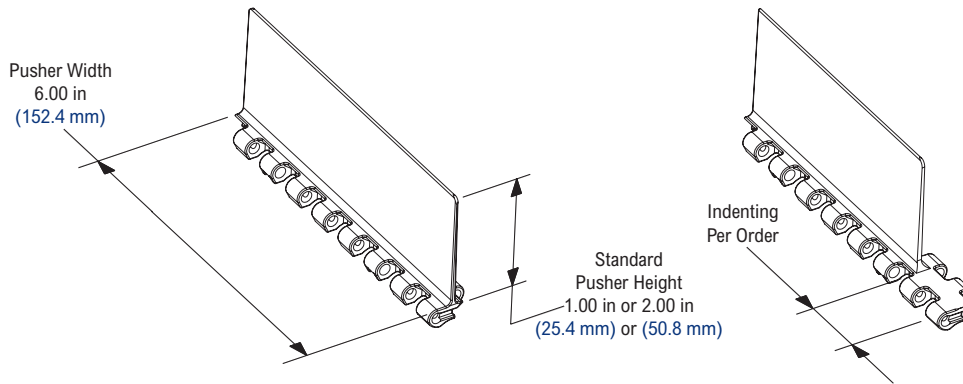
Pusher Attachment (F-Style)

All pusher attachments are molded 6 in (152.4 mm) wide and can be cut down to a minimum height of 1/4 in (6.35 mm).

The F2 designation represents an F-style pusher attachment at a height of 2 in (50.8 mm).

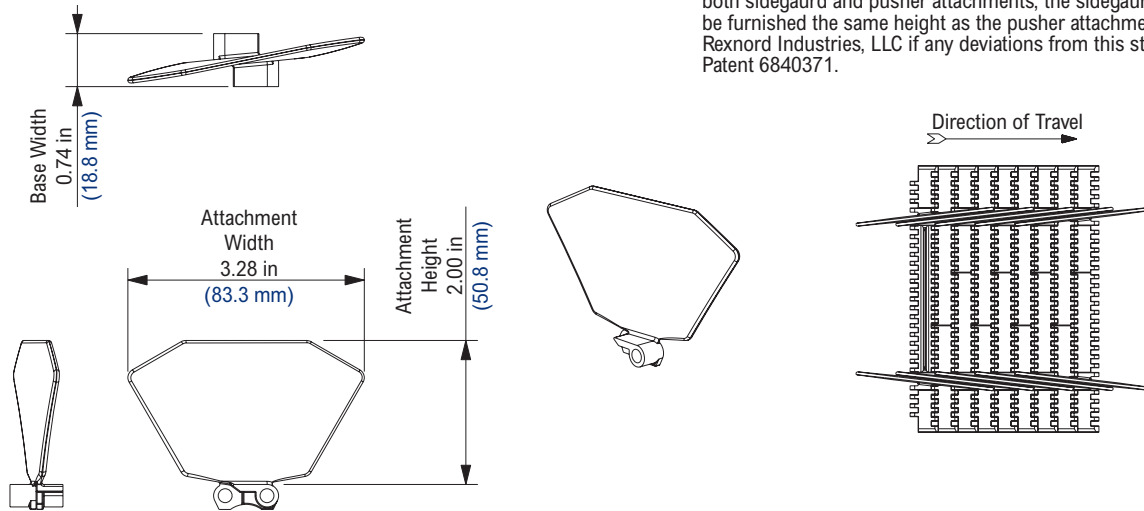
Please indicate if pusher attachments are required every pitch, every second pitch, etc. when ordering. Also, indicate if indents are required in the center, on one or both sides of the chain.

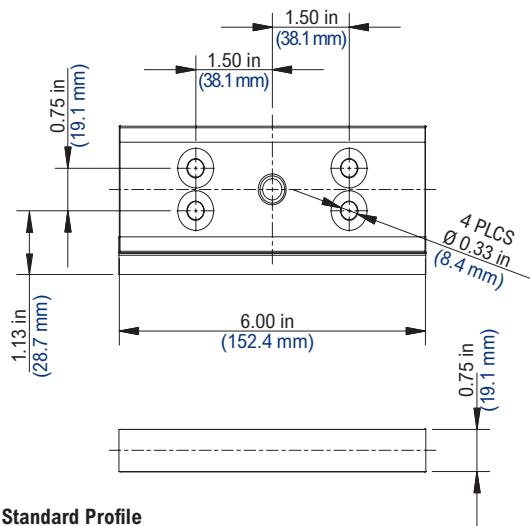
For example, "I would like F2 pusher attachments every 8th pitch indented 3/4 in on both sides of the chain."



Sideguard Attachment

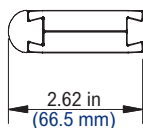
Please indicate if sideguard attachments are required down one or both sides of the chain when ordering. Sideguard attachments can be cut down to a minimum height of 1 in (25.4 mm). If the chain is ordered with both sideguard and pusher attachments, the sideguard attachment will be furnished the same height as the pusher attachment. Please contact Rexnord Industries, LLC if any deviations from this standard are required. Patent 6840371.





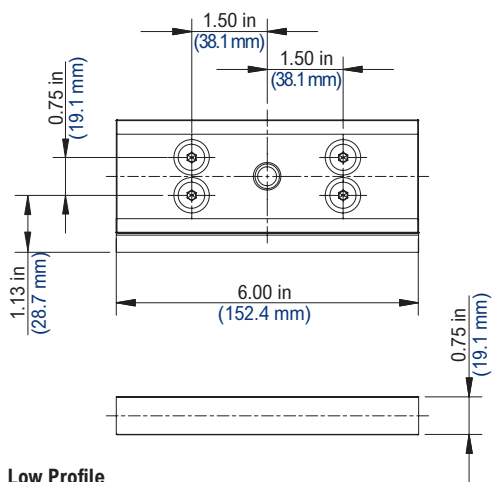
Standard Profile

Part Number	Hardware
10148210	No



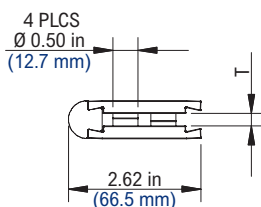
Modular Nose-Over Bar (Standard Profile)

Base in reinforced nylon (PA)
 Nosebar in moly filled nylon
 Uses standard 5/16 in (M8) flat head screws (not included)
 Marbett is a registered trademark of Rexnord Corporation.
 All Rights Reserved.
 US Patent 6367619



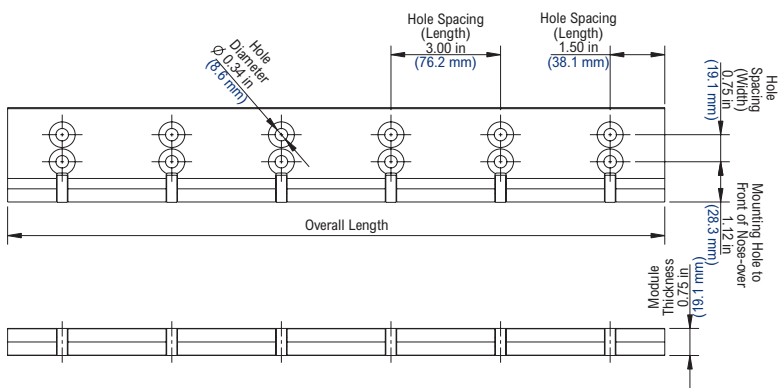
Low Profile

Part Number	T Dimension	Hardware
10148211	8.00 mm	M6
10148212	0.25 in	1/4-20



Modular Nose-Over Bar (Low Profile)

Base in reinforced nylon (PA)
 Nosebar in moly filled nylon
 Screws in stainless steel; Threaded insert in brass
 Marbett is a registered trademark of Rexnord Corporation.
 All Rights Reserved.
 US Patent 6367619



Dynamic Nose-Over Bar

Part Number	Overall Length	Hardware
10148213	18.00 in	None
10148214	24.00 in	None

Dynamic Nose-Over Bar

Base is UHMWPE
 Uses standard 5/16 in (M8) flat head screws (not included)
 Zinc plated bearings are standard. Stainless steel bearings are available on a made-to-order basis.
 All Rights Reserved.



1625B-TAB


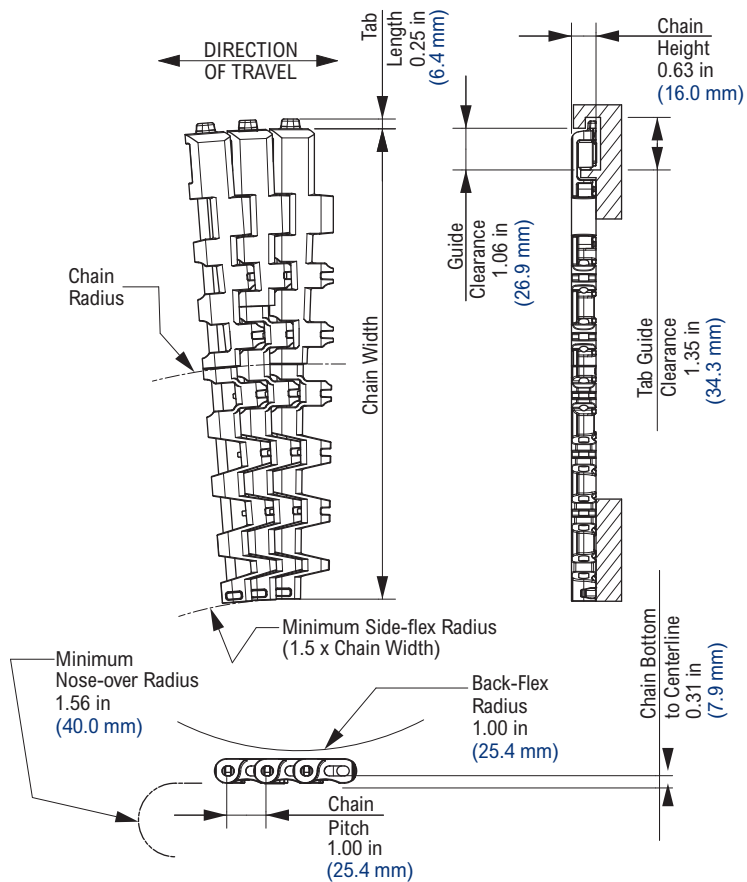


Photo shows 1625B-TAB MatTop® Chain molded in High Performance (HP™) material.

Chain Information

Chain Capacity	Number of Sprockets	
	per ft of width	per m of width
0% - 100%	4	13



Available Materials

Prefix	Chain Material	Standard Pin Material	Temperature						Chain Strength		Approximate Weight		FDA Approval
			Fahrenheit			Celsius							
			min	max dry	max wet	min	max dry	max wet	lbs	N	lbs/ft ²	Kg/m ²	
Standard Materials													
HP™	High Performance	Polyester	-40	180	150	-40	82	66	200	2,918	2.47	12.06	Yes

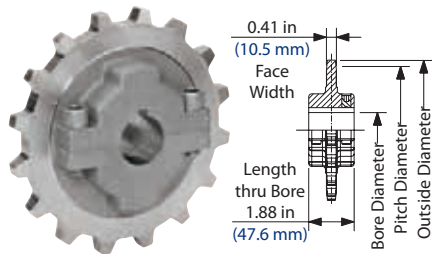
Regulatory Information

The Food and Drug Administration (FDA) accepts certain materials for direct food contact. FDA approved material is compliant to FDA 21 CFR § 177. Rexnord, MatTop and HP are trademarks of Rexnord Corporation. All rights reserved. Patent Pending

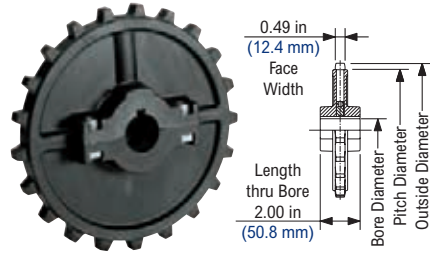
Additional Notes

For chain width information see page MT - WIDTH - 1. Open area = 3.0%. Chain strength is listed at room temperature. NR = Not Recommended. For additional material information, see material portfolio.

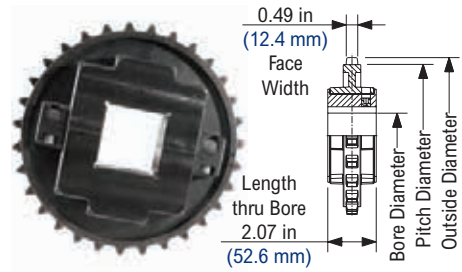
SSS7700 Stainless Steel Split Sprocket



NS7700 Thermoplastic Split Sprocket



NS7700 Thermoplastic Split Sprocket with Adapter



SSS7700 Stainless Steel Split Sprocket Information

Number Of Teeth	Pitch Diameter	Outside Diameter	Bore Diameter (Shaft-Ready)										Bore Diameter (Round)				Approximate Weight		
			Round					Square					in		mm				
			in		mm			in		mm			min	max	min	max			
actual	effect	in	mm	in	mm	min	max	min	max	min	max	min	max	min	max	min	max	lbs	kg
16	16	5.126	130.20	5.14	130.6	1	2	25	50	1	1	25	25	1	2	25	50	3.50	1.59
18	18	5.759	146.28	5.78	146.8	1	2	25	50	1	1	25	25	1	2	25	50	5.00	2.27
21	21	6.710	170.43	6.72	170.7	1	2 1/2	25	60	1	3 1/2*	25	90*	1	3 1/2	25	60	6.00	2.72

Shaft-ready round bore sprockets are shipped with keyway and no setscrew. * The 3-1/2 in and 90 mm bores for the 21 tooth square bore sprocket and all round bore sprockets above 1-1/2 in (40 mm) are supplied as machined bores. All other bores are supplied with split bore adapters.

NS7700 Thermoplastic Split Sprocket Information

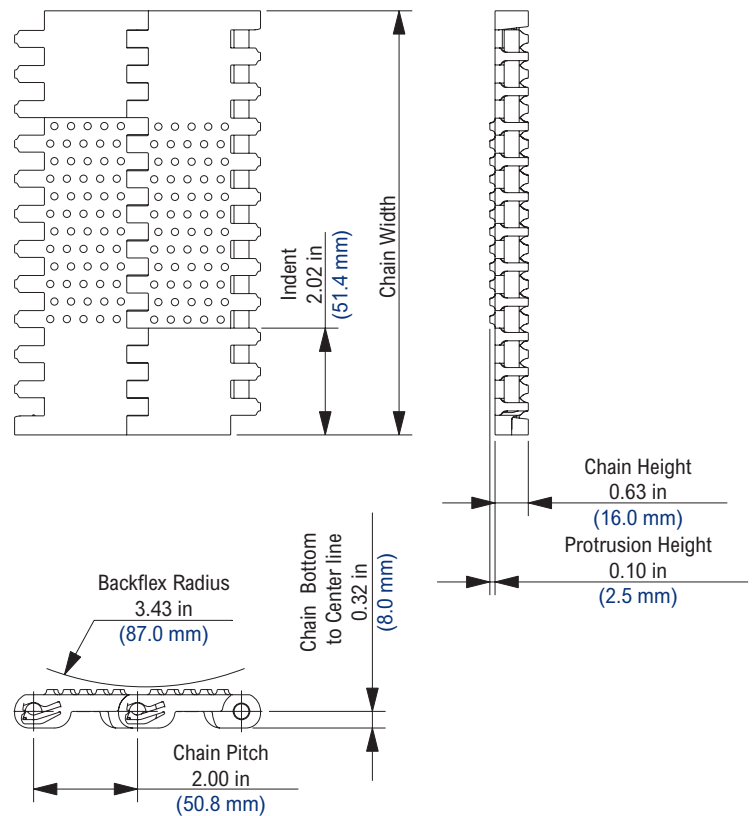

Number Of Teeth	Pitch Diameter	Outside Diameter	Bore Diameter (Shaft-Ready)										Bore Diameter (Idler)				Approximate Weight		
			Round					Square					in		mm				
			in		mm			in		mm			min	max	min	max			
actual	effect	in	mm	in	mm	min	max	min	max	min	max	min	max	min	max	min	max	lbs	kg
16	16	5.126	130.20	5.14	130.6	1	1 5/8	25	40	-	-	-	-	1	1 5/8	25	40	0.73	0.33
18	18	5.759	146.28	5.78	146.8	1	1 5/8	25	40	-	-	-	-	1	1 5/8	25	40	0.84	0.38
21	21	6.710	170.43	6.72	170.7	1	1 5/8	25	40	3 1/2	3 1/2	90	90	1	1 5/8	25	40	0.97	0.44
31	31	9.885	251.08	9.93	252.2	2	4 1/2	50	120	2	4 1/2	50	120	2	4 1/2	50	120	3.72	1.69

Imperial shaft-ready round bore sprockets are shipped with keyway and setscrew. Metric shaft-ready round bore sprockets are shipped with keyway and no setscrew. Idler bores are designed to spin freely on the shaft. * The 3-1/2 in and 90 mm square bore are supplied with bore adapters. 1-1/2 in and 40 mm round bore are supplied with bore adapters.

NS7700 Thermoplastic Split Sprocket with Adapter Information

Number Of Teeth	Pitch Diameter	Outside Diameter	Bore Diameter (Shaft-Ready)										Bore Diameter (Idler)				Approximate Weight		
			Round					Square					in		mm				
			in		mm			in		mm			min	max	min	max			
actual	effect	in	mm	in	mm	min	max	min	max	min	max	min	max	min	max	min	max	lbs	kg
21	21	6.710	170.43	6.72	170.7	1 11/16	2 1/2	25	65	1	3	25	75	1 11/16	3	25	75	0.97	0.44
31	31	9.885	251.08	9.93	252.2	1	1 15/16	25	45	1	1 1/2	25	40	1	1 15/16	25	40	3.72	1.69

Imperial shaft-ready round bore sprockets are shipped with keyway and setscrew. Metric shaft-ready round bore sprockets are shipped with keyway and no setscrew. Idler bores are designed to spin freely on the shaft. * The 3-1/2 in and 90 mm square bore are supplied with bore adapters. 1-1/2 in and 40 mm round bore are supplied with bore adapters.



Chain Information

Chain Capacity	Number of Sprockets	
	per ft of width	per m of width
0% - 17%	2	7
17% - 50%	3	10
50% - 100%	4	13

Available Materials with Microban® Antimicrobial Product Protection

Prefix	Chain Material	Standard Pin Material	Temperature						Chain Strength		Approximate Weight		FDA Approval
			Fahrenheit			Celsius							
			min	max		min	max		lbs/ft	N/m	lbs/ft ²	Kg/m ²	
Made-to-Order Materials													
BLA	Blue Low Temperature Antimicrobial	Polyethylene	-100	80	80	-73	27	27	500	7,295	2.03	9.91	***
BHA	Blue High Temperature Antimicrobial	Polypropylene	40	220	212	4	104	100	800	11,672	1.89	9.23	***
BSA	Blue Special Acetal Antimicrobial	Polypropylene	-40	180	150	-40	82	66	1,000	14,590	2.89	14.11	***
WHA	White High Temperature Antimicrobial	Polypropylene	40	220	212	4	104	100	800	11,672	1.89	9.23	***
WLA	White Low Temperature Antimicrobial	Polyethylene	-100	80	80	-73	27	27	500	7,295	2.03	9.91	***
WSA	White Special Acetal Antimicrobial	Polypropylene	-40	180	150	-40	82	66	1,000	14,590	2.89	14.11	***



These materials will not protect the user against food-borne illness. Formulated to inhibit the growth of bacteria, mold and mildew that may cause discoloration, odor or degradation of the MatTop® chain. Always maintain good hygiene, proper cleaning procedures are still required. Microban is a registered trademark of Microban Products Company.

Regulatory Information

*** These materials meet the end-test requirements as specified by FDA 21CFR 177.1520 (c), the FDA requirement for polyolefin materials intended for direct food contact. All components of these materials are either compliant for food contact as listed by the FDA or regulated by the EPA.

Rexnord and MatTop are trademarks of Rexnord Corporation.

All rights reserved.

U.S. Patent: 5996776; EU Patents: 0792822

Additional Notes

MTO (Made-to-Order) products are non-returnable. Minimum order quantity and additional setup charges may also apply.

For chain width information see page MT - WIDTH - 1.

Open area = 1.9%

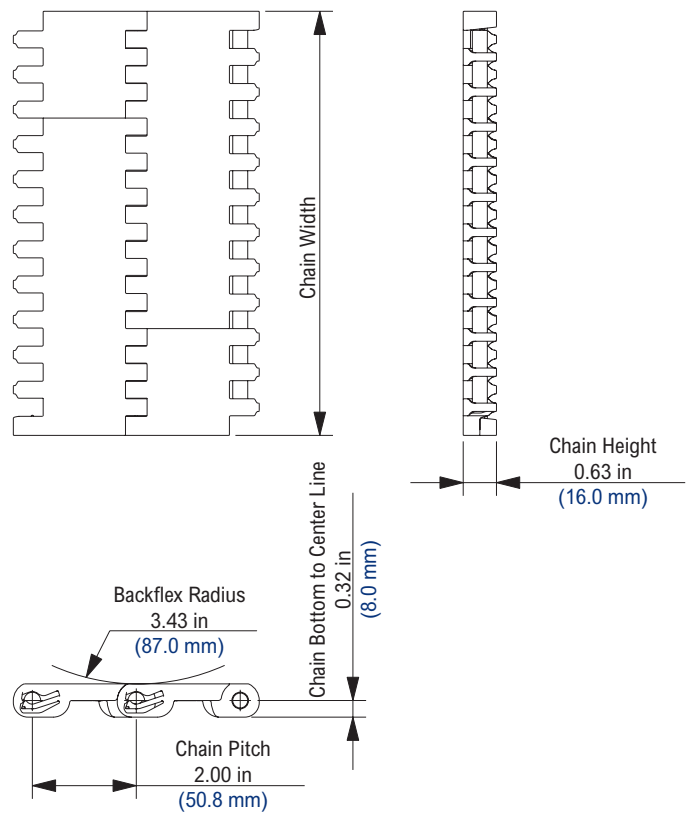

All 2011 chains are supplied with 2 in (50.8 mm) indent without nubs.

Minimum available width is 8 in (203.2 mm).

Chain strength is listed at room temperature. NR = Not Recommended.

For additional material information, see material portfolio.

See engineering manual for back-flex information for chains with pusher attachments.



Chain Information

Chain Capacity	Number of Sprockets	
	per ft of width	per m of width
0% - 17%	2	7
17% - 50%	3	10
50% - 100%	4	13

Available Materials with Microban® Antimicrobial Product Protection

Prefix	Chain Material	Standard Pin Material	Temperature						Chain Strength		Approximate Weight		FDA Approval
			Fahrenheit			Celsius							
			min	max		min	max		lbs/ft	N/m	lbs/ft ²	Kg/m ²	
Standard Materials													
BHA	Blue High Temperature Antimicrobial	Polypropylene	40	220	212	4	104	100	800	11,672	1.89	9.23	***
WHA	White High Temperature Antimicrobial	Polypropylene	40	220	212	4	104	100	800	11,672	1.89	9.23	***
Made-to-Order Materials													
BLA	Blue Low Temperature Antimicrobial	Polyethylene	-100	80	80	-73	27	27	500	7,295	2.03	9.91	***
BSA	Blue Special Acetal Antimicrobial	Polypropylene	-40	180	150	-40	82	66	1,000	14,590	2.89	14.11	***
WLA	White Low Temperature Antimicrobial	Polyethylene	-100	80	80	-73	27	27	500	7,295	2.03	9.91	***
WSA	White Special Acetal Antimicrobial	Polypropylene	-40	180	150	-40	82	66	1,000	14,590	2.89	14.11	***



These materials will not protect the user against food-borne illness. Formulated to inhibit the growth of bacteria, mold and mildew that may cause discoloration, odor or degradation of the MatTop® chain. Always maintain good hygiene, proper cleaning procedures are still required. Microban is a registered trademark of Microban Products Company.

Regulatory Information

*** These materials meet the end-test requirements as specified by FDA 21CFR 177.1520 (c), the FDA requirement for polyolefin materials intended for direct food contact. All components of these materials are either compliant for food contact as listed by the FDA or regulated by the EPA.

Rexnord and MatTop are trademarks of Rexnord Corporation.

All rights reserved.

U.S. Patent: 5996776; EU Patents: 0792822

Additional Notes

MTO (Made-to-Order) products are non-returnable. Minimum order quantity and additional setup charges may also apply.

For chain width information see page MT - WIDTH - 1.

Open area = 1.9%

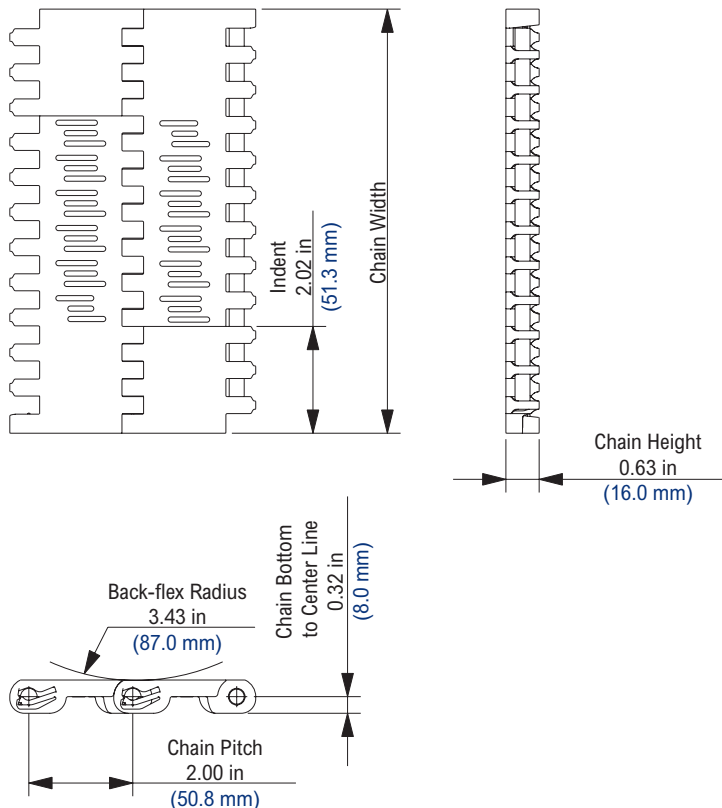
Chain strength is listed at room temperature. NR = Not Recommended.

For additional material information, see material portfolio.

See engineering manual for back-flex information for chains with pusher attachments.



Photo shows 2016 MatTop® Chain molded in White Special Acetal Antimicrobial (WSA) material.



Chain Information

Chain Capacity	Number of Sprockets	
	per ft of width	per m of width
0% - 17%	2	7
17% - 50%	3	10
50% - 100%	4	13

Available Materials with Microban® Antimicrobial Product Protection

Prefix	Chain Material	Standard Pin Material	Temperature						Chain Strength		Approximate Weight		FDA Approval
			Fahrenheit			Celsius							
			min	max dry	max wet	min	max dry	max wet	lbs/ft	N/m	lbs/ft ²	Kg/m ²	
Standard Materials													
WHA	White High Temperature Antimicrobial	Polypropylene	40	220	212	4	104	100	800	11,672	1.89	9.23	***
Made-to-Order Materials													
BHA	Blue High Temperature Antimicrobial	Polypropylene	40	220	212	4	104	100	800	11,672	1.89	9.23	***
BLA	Blue Low Temperature Antimicrobial	Polyethylene	-100	80	80	-73	27	27	500	7,295	2.03	9.91	***
BSA	Blue Special Acetal Antimicrobial	Polypropylene	-40	180	150	-40	82	66	1,000	14,590	2.89	14.11	***
WLA	White Low Temperature Antimicrobial	Polyethylene	-100	80	80	-73	27	27	500	7,295	2.03	9.91	***
WSA	White Special Acetal Antimicrobial	Polypropylene	-40	180	150	-40	82	66	1,000	14,590	2.89	14.11	***



These materials will not protect the user against food-borne illness. Formulated to inhibit the growth of bacteria, mold and mildew that may cause discoloration, odor or degradation of the MatTop® chain. Always maintain good hygiene, proper cleaning procedures are still required. Microban is a registered trademark of Microban Products Company.

Regulatory Information

*** These materials meet the end-test requirements as specified by FDA 21CFR 177.1520 (c), the FDA requirement for polyolefin materials intended for direct food contact. All components of these materials are either compliant for food contact as listed by the FDA or regulated by the EPA.

Rexnord and MatTop are trademarks of Rexnord Corporation.

All rights reserved.

U.S. Patent: 5996776; EU Patents: 0792822

Additional Notes

MTO (Made-to-Order) products are non-returnable. Minimum order quantity and additional setup charges may also apply.

For chain width information see page MT - WIDTH - 1.

Open area = 17.8%.

All 2016 chains are supplied with 2 in (50.8 mm) indent without perforations.

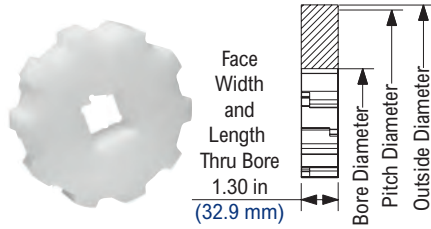
Minimum available width is 8 in (203.2 mm).

Chain strength is listed at room temperature. NR = Not Recommended.

For additional material information, see material product portfolio.

See engineering manual for back-flex information for chains with pusher attachments.

KU2010 TruTrack™ Thermoplastic Sprocket



KU2010 TruTrack™ Thermoplastic Sprocket Information

Number Of Teeth		Pitch Diameter		Outside Diameter		Bore Diameter (Shaft-Ready)								Bore Diameter (Idler)				Approximate Weight		FDA Approval
						Round				Square				in		mm				
						min	max	min	max	min	max	min	max	min	max	min	max			
8	8	5.226	132.74	4.76	120.9	3/4	3	20	75	1 1/2	2	40	50	3/4	3	20	75	0.44	0.20	Yes
10	10	6.472	164.39	6.06	153.9	3/4	3 1/2	20	90	1 1/2	2 1/2	40	65	3/4	3 1/2	20	90	1.06	0.48	Yes
12	12	7.727	196.27	7.40	188.0	1	3 1/2	25	90	1 1/2	3 1/2	40	90	1	3 1/2	25	90	1.59	0.72	Yes
16	16	10.252	260.40	10.32	262.1	1	3 1/2	25	90	1 1/2	4 1/2	40	120	1	3 1/2	25	90	3.62	1.64	Yes

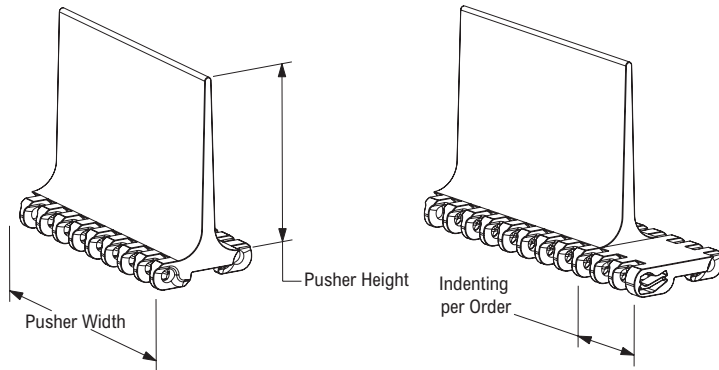
Shaft-ready bores are shipped with keyway and no setscrew. Idler bores are designed to spin freely on the shaft. Custom machined sprocket sizes are available on MTO basis. KU2010 sprockets are available in UHMWPE or abrasion resistant Nylon. Material must be noted when ordering.

Pusher Attachment (F-Style)

All pusher attachments are molded 6 in (152.4 mm) wide and in two heights: F6 with a 6 in (152.4 mm) height and F4 with 4 in (101.6 mm) height. Pusher attachments can be cut down to a minimum height of 1/4 in (6.35 mm).

When ordering, please indicate if pusher attachments are required every pitch, every second pitch, etc.

See page MT-OG for ordering guidelines.



Order example: WSA 2015 K30 F6 T6P N2 CN2 is a 2015 solid top chain in WSA material with a width of 30 in (762 mm) F6 pushers located every 6th pitch with a side indent of 2 in (50.8 mm) and a center notch of 2 in (50.8 mm).

See Engineering Manual for back-flex information for chains with pusher attachments.

Standard side indent is 1.33 in (33.9 mm) and 2.00 in (50.8 mm). Other side indents are available upon request.

Center notches are also available upon request.

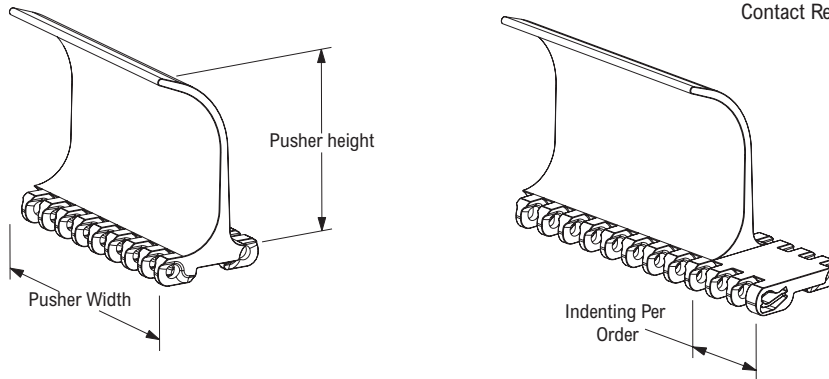
Contact Rexnord FlatTop engineering for material options.

Curved Pusher Attachment (C-Style)

All curved pusher attachments are molded 6 in (152.4 mm) wide and in three heights: C6 with a 6 in (152.4 mm) height, C4 with 4 in (101.6 mm) height and C3 with a 3 in (76.2 mm) height.

When ordering, please indicate if curved pusher attachments are required every pitch, every second pitch, etc.

See page MT-OG for ordering guidelines.



Order example: WSA 2016 K18 C4 T3P N2 is a 2016 perforated top chain in WSA material with a width of 18 in (457 mm) C4 pushers located every 3rd pitch with a side indent of 2 in (50.8 mm).

See Engineering Manual for back-flex information for chains with pusher attachments.

Standard side indent is 1.33 in (33.9 mm) and 2.00 in (50.8 mm). Other side indents are available upon request.

Center notches are also available upon request.

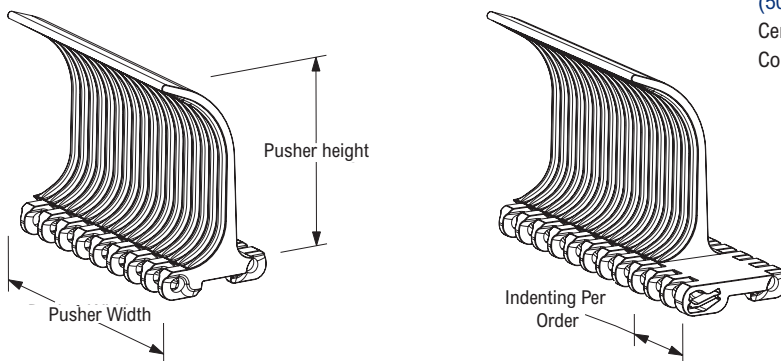
Contact Rexnord FlatTop engineering for material options.

Double Ribbed Curved Pusher Attachment (DRC-Style)

All ribbed curved pusher attachments are molded 6 in (152.4 mm) wide and in two heights: DRC with a 6 in (152.4 mm) height and DRC with 4 in (101.6 mm) height.

When ordering, please indicate if curved pusher attachments are required every pitch, every second pitch, etc.

See page MT-OG for ordering guidelines.



Order example: BSA 2011 K20 DRC T4P N2.66 is a 2011 nub top chain in BSA material with a width of 20 in (508 mm) DRC pushers located every 4th pitch with a side indent of 2.66 in (67.6 mm).

See Engineering Manual for back-flex information for chains with pusher attachments.

Standard side indent is 1.33 in (33.9 mm) and 2.00 in (50.8 mm). Other side indents are available upon request.

Center notches are also available upon request.

Contact Rexnord FlatTop engineering for material options.

Curved Pusher Attachment (B-Style)

All bucket style pusher attachments are molded 6 in (152.4 mm) wide and in three heights: B6 with a 6 in (152.4 mm) height, B4 with 4 in (101.6 mm) height and B3 with a 3 in (76.2 mm) height.

Center notches are also available upon request.

See page MT-OG for ordering guidelines.

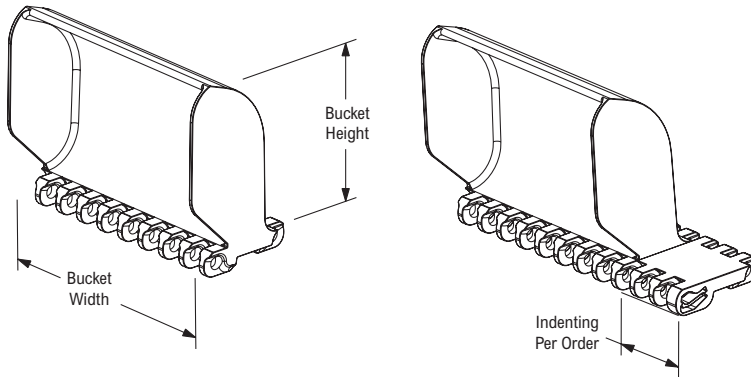
Order example: WSA2015-30 B6 T6P N2 is a 2015 solid top chain in WSA material with a width of 30 in (762 mm) B6 pushers located every 6th pitch with a side indent of 2 in (50.8 mm)

See engineering manual for back-flex information for chains with pusher attachments.

Standard side indent is 2 in (50.8 mm). Other side indents are 1.33 in (33.9 mm) and 2.66 in (67.7 mm) and are available upon request.

When ordering, please indicate if bucket pusher attachments are required every pitch, every second pitch, etc.

Bucket attachments are available in PE or PP materials. POM material is not available.



Sideguard Attachment

Standard side indent is 2 in (50.8 mm). Other side indents are 1.33 in (33.9 mm) and 2.66 in (67.7 mm). Other side-indents are available upon request.

SG4 Sideguards are molded 4 in (101.6 mm) high and can be cut down to a minimum height of 1 in (25.4 mm).

If the chain is ordered with sideguards and pushers, the sideguard attachments will be furnished at the same height as the pusher attachments (up to 4 in (101.6 mm)). All sideguards supplied in WLA or BLA material. Sideguards are situated 1/3 in (8.5 mm) from the pusher, reducing the side indent by 2/3 in (16.9 mm).

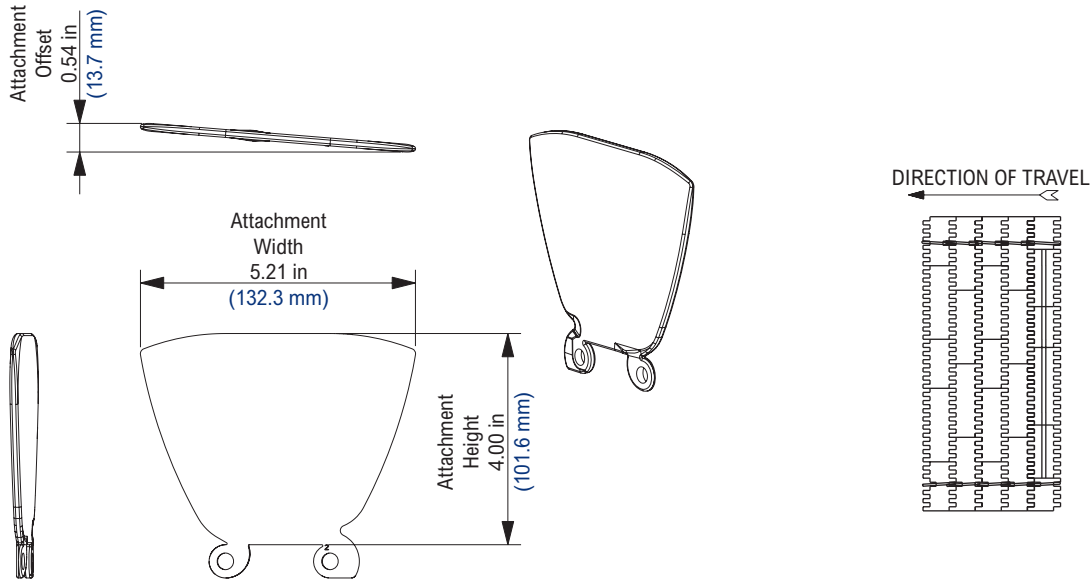
Example sideguard specification:

WSA, WHA, or WLA link = WLA Sideguard

BLA or BHA link = BLA Sideguard

Example chain specification:

Order example: WSA 2016 K16 F4 T4P SG4 N2.66 is a 2016 perforated top chain in WSA material with a width of 16 in (406 mm) F4; 4 in (102 mm) pushers located every 4th pitch (8 in (203.3mm)) side indent of 2.66 in (67.7 mm) from the edge of the belt to the pusher. Distance from the edge of the belt to the sideguards is 2 in (50.8 mm).



2010 Series ISR Integrated Side Rail Attachment

If the chain is ordered with both ISR and pusher attachments, the ISR attachment will be furnished the same height as the pusher attachment.

ISR attachments are available with a 2 in. indents only.

The 0.66 inch rail offset creates a fixed dimension of 2.66 inches to the pusher attachment.

ISR attachments are molded in 4 in. heights. Standard materials are POM and PP.

Please indicate if ISR attachments are required down one or both sides of

the chain when ordering.

Please contact Rexnord Industries, Inc if any deviations from this standard are required.

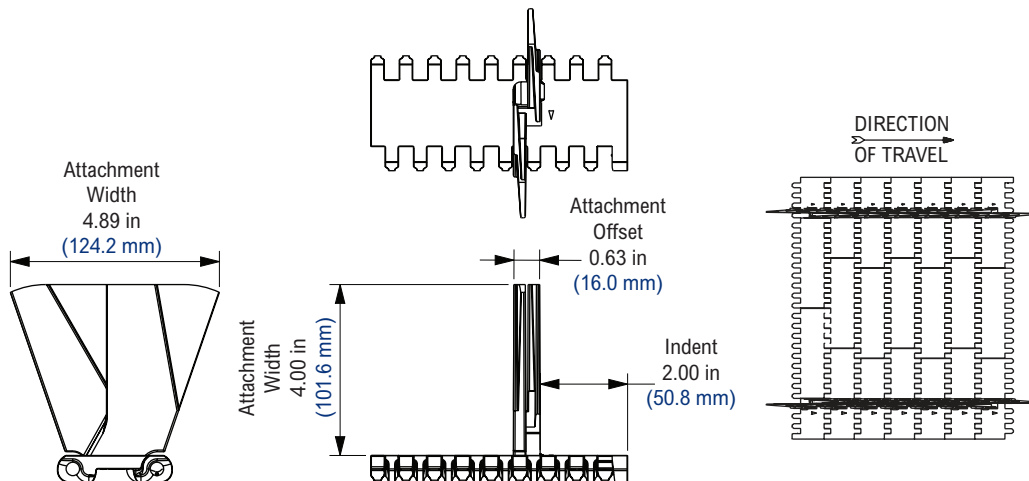
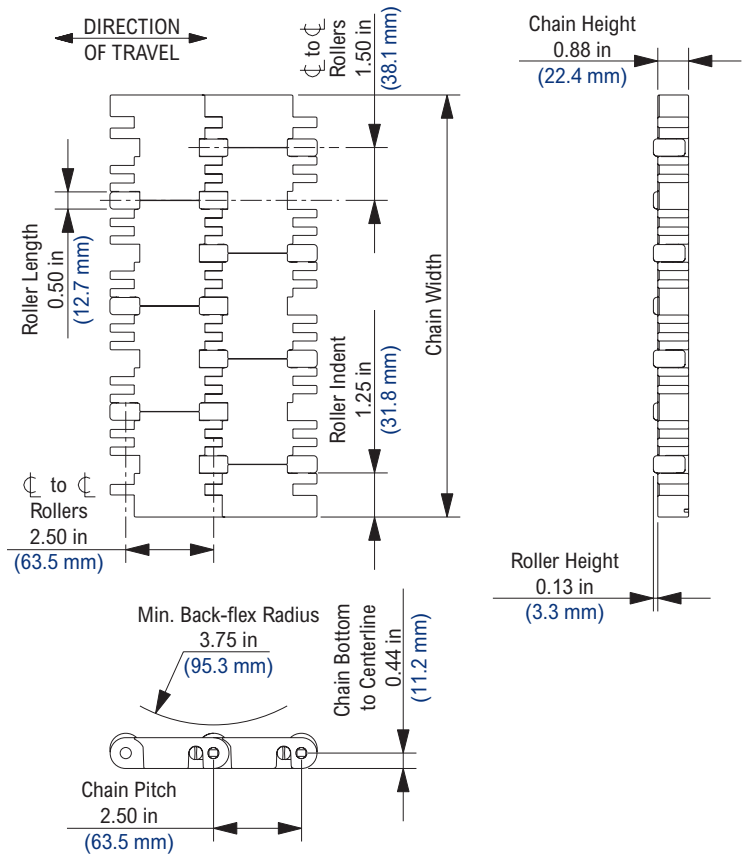




Photo shows 3003 MatTop® Chain with Low Backline Pressure Rollers molded in Black High Temperature (HTB) material with High Performance (HP™) rollers.

Chain Information

Chain Capacity	Number of Sprockets	
	per ft of width	per m of width
0% - 70%	2	7
70% - 100%	3	10



Available Materials

Prefix	Chain Material	Standard Pin Material	Temperature						Chain Strength		Approximate Weight		FDA Approval
			Fahrenheit			Celsius							
			min	max dry	max wet	min	max dry	max wet	lbs/ft	N/m	lbs/ft ²	Kg/m ²	
Standard Materials													
HTB	Black High Temperature	Polypropylene	40	220	212	4	104	100	2,600	37,934	2.85	13.91	Yes
Made-to-Order Materials													
BSM	Black Cut Resistant	Polyester	-40	180	150	-40	82	66	4,000	58,360	4.25	20.75	Yes

Regulatory Information

The Food and Drug Administration (FDA) accepts certain materials for direct food contact. FDA approved material is compliant to FDA 21 CFR § 177.

Rexnord and MatTop are trademarks of Rexnord Corporation.

All rights reserved.

U.S. Patent: 6932211 B2

Additional Notes

MTO (Made-to-Order) products are non-returnable. Minimum order quantity and additional setup charges may also apply.

For chain width information see page MT - WIDTH - 1 at end of MatTop® section.

Open area = 3.3%.

Rexnord® HP™ acetal rollers.

Typical coefficient of friction between chain and product = 0.11.

Chain strength is listed at room temperature. NR = Not Recommended.

For additional material information, see material portfolio.

3004


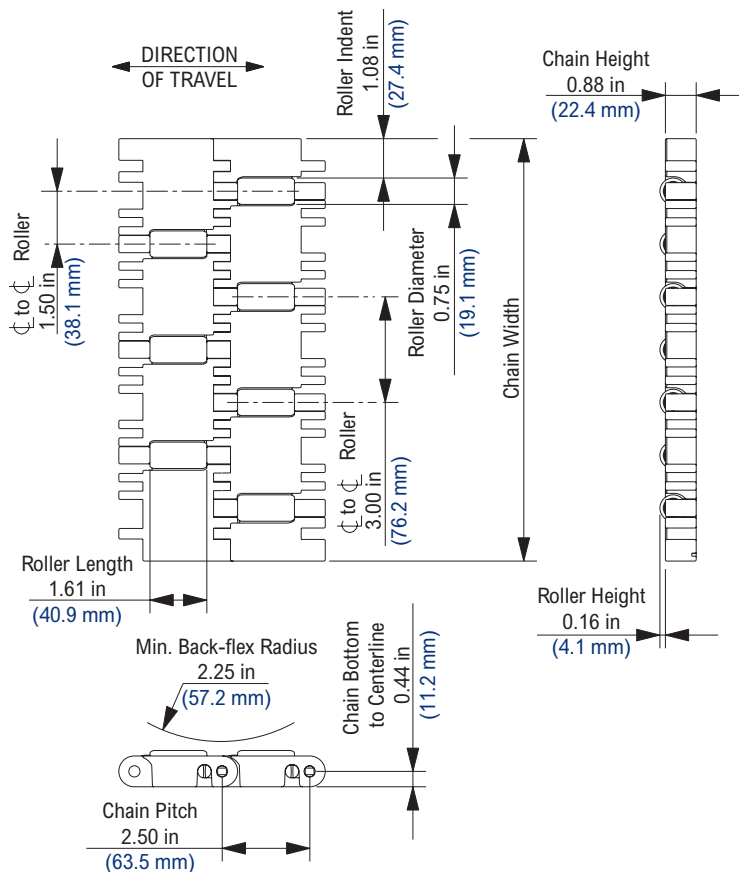


Photo shows 3004 MatTop® Chain with Low Backline Pressure Rollers molded in Black High Temperature (HTB) material with High Performance (HP™) rollers.



Chain Information

Chain Capacity	Number of Sprockets	
	per ft of width	per m of width
0% - 70%	2	7
70% - 100%	3	10

Available Materials

Prefix	Chain Material	Standard Pin Material	Temperature						Chain Strength		Approximate Weight		FDA Approval
			Fahrenheit			Celsius							
			min	max dry	max wet	min	max dry	max wet	lbs/ft	N/m	lbs/ft ²	Kg/m ²	
Made-to-Order Materials													
BSM	Black Cut Resistant	Polyester	-40	180	150	-40	82	66	4,000	58,360	4.46	21.78	Yes
HTB	Black High Temperature	Polypropylene	40	220	212	4	104	100	2,600	37,934	3.02	14.74	No

Regulatory Information

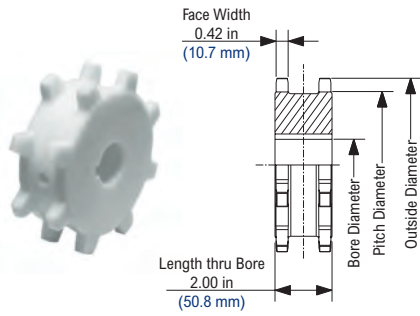
The Food and Drug Administration (FDA) accepts certain materials for direct food contact. FDA approved material is compliant to FDA 21 CFR § 177. Rexnord, MatTop and HP are trademarks of Rexnord Corporation. All rights reserved.

U.S. Patent: 6997309 B2

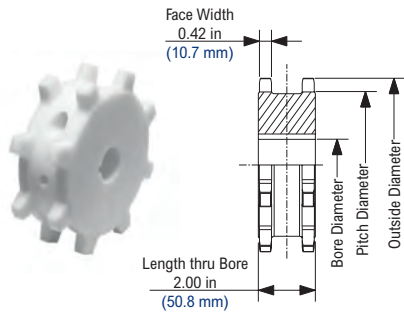
Additional Notes

MTO (Made-to-Order) products are non-returnable. Minimum order quantity and additional setup charges may also apply. For chain width information see page MT - WIDTH - 1 at end of MatTop® section. Open area = 3.3%. Rexnord® HP™ acetal rollers. Chain strength is listed at room temperature. NR = Not Recommended. For additional material information, see material portfolio.

KU3000 Nylon Sprocket



KUS3000 Nylon Split Sprocket



KU3000 Nylon Sprocket Information

Number Of Teeth		Pitch Diameter		Outside Diameter		Bore Diameter (Shaft-Ready)								Bore Diameter (Idler)				Approximate Weight		FDA Approval
						Round				Square				in		mm				
						actual	effect	in	mm	in	mm	min	max	min	max	min	max	min	max	
8	8	6.494	164.95	6.40	162.6	1 3/4	3	45	85	1	2 7/8	25	70	1	4	25	100	1.70	0.77	Yes
13	13	10.384	263.75	10.48	266.2	2	6 3/4	65	175	1	5 3/4	25	145	1	7	25	180	5.32	2.41	Yes

Shaft-ready round bore sprockets are shipped with keyway and no setscrew. Idler bores are designed to spin freely on the shaft.

KUS3000 Nylon Split Sprocket Information

Number Of Teeth		Pitch Diameter		Outside Diameter		Bore Diameter (Shaft-Ready)								Bore Diameter (Idler)				Approximate Weight		FDA Approval
						Round				Square				in		mm				
						actual	effect	in	mm	in	mm	min	max	min	max	min	max	min	max	
8	8	6.494	164.95	6.40	162.6	1 3/4	2 1/4	45	65	1	2	25	55	1	4	25	100	1.85	0.84	Yes
13	13	10.384	263.75	10.48	266.2	2	5 3/4	65	120	1	5 1/2	25	135	1	7	25	180	5.55	2.52	Yes

Shaft-ready round bore sprockets are shipped with keyway and no setscrew. Idler bores are designed to spin freely on the shaft.


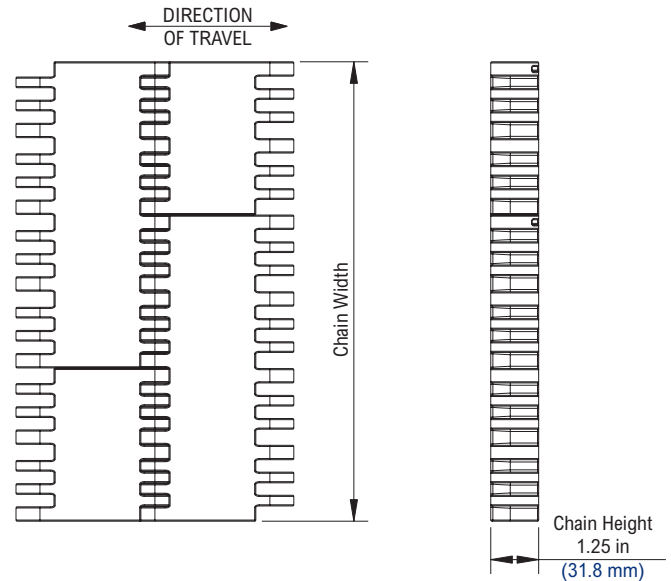


Photo shows 3125 MatTop® Chain molded in Black Cut Resistant (BSM) material.



Chain Information

Chain Capacity	Number of Sprockets	
	per ft of width	per m of width
0% - 100%	6	20

Available Materials

Prefix	Chain Material	Standard Pin Material	Temperature						Chain Strength		Approximate Weight		FDA Approval
			Fahrenheit			Celsius							
			min	max dry	max wet	min	max dry	max wet	lbs/ft	N/m	lbs/ft ²	Kg/m ²	
Standard Materials													
BSM	Black Cut Resistant	Polyester	-40	180	150	-40	82	66	8,000	116,720	6.26	30.56	Yes
BYSM	Black Cut Resistant with Yellow End Links	Polyester	-40	180	150	-40	82	66	8,000	116,720	6.26	30.56	Yes
Made-to-Order Materials													
BRSM	Black Cut Resistant with Red End Links	Polyester	-40	180	150	-40	82	66	8,000	116,720	6.26	30.56	Yes
BUV	Blue Ultraviolet Resistant	Polyester	-40	180	150	-40	82	66	8,000	116,720	6.26	30.56	Yes
DUV	Black Ultraviolet Resistant	Polyester	-40	180	150	-40	82	66	8,000	116,720	6.26	30.56	Yes
RSM	Red Cut Resistant	Polyester	-40	180	150	-40	82	66	8,000	116,720	6.26	30.56	Yes
RUV	Red Ultraviolet Resistant	Polyester	-40	180	150	-40	82	66	8,000	116,720	6.26	30.56	Yes
SMB	Blue Cut Resistant	Polyester	-40	180	150	-40	82	66	8,000	116,720	6.26	30.56	Yes
YSM	Yellow Cut Resistant	Polyester	-40	180	150	-40	82	66	8,000	116,720	6.26	30.56	Yes
YUV	Yellow Ultraviolet Resistant	Polyester	-40	180	150	-40	82	66	8,000	116,720	6.26	30.56	Yes

Regulatory Information

The Food and Drug Administration (FDA) accepts certain materials for direct food contact. FDA approved material is compliant to FDA 21 CFR § 177., Rexnord and MatTop are trademarks of Rexnord Corporation. All rights reserved.

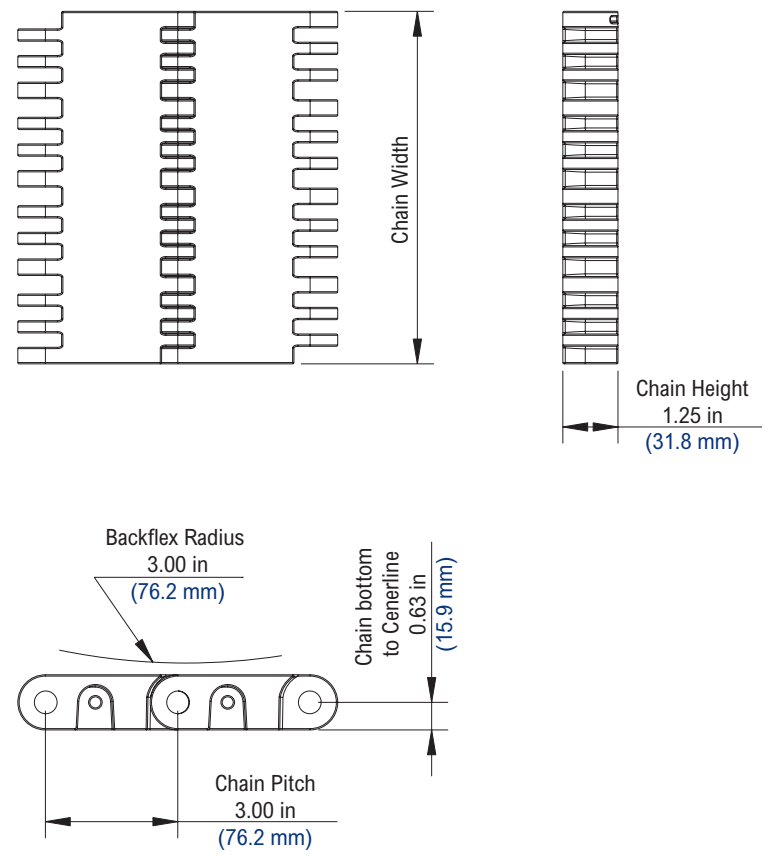
Additional Notes

MTO (Made-to-Order) products are non-returnable. Minimum order quantity and additional setup charges may also apply. For chain width information see page MT - WIDTH - 1. Open area = 2.3%. Stainless steel pins are available on a made-to-order basis.

3125 (MTW)



Photo shows 3125 MatTop® Chain molded in Black Cut Resistant (BSM) material.



Chain Information

desc	Chain Width		Number of Sprockets	Chain Strength	
	in	mm		lbs	N
4	4.00	101.6	2	2,650	11,788
8	8.00	203.2	4	5,300	23,576

Available Materials

Prefix	Chain Material	Standard Pin Material	Temperature						Approximate Weight		FDA Approval
			Fahrenheit			Celsius					
			min	max dry	max wet	min	max dry	max wet	lbs/ft ²	Kg/m ²	
Standard Materials											
BSM	Black Cut Resistant	Polyester	-40	180	150	-40	82	66	6.26	30.56	Yes
Made-to-Order Materials											
BUV	Blue Ultraviolet Resistant	Polyester	-40	180	150	-40	82	66	6.26	30.56	Yes
DUV	Black Ultraviolet Resistant	Polyester	-40	180	150	-40	82	66	6.26	30.56	Yes
RSM	Red Cut Resistant	Polyester	-40	180	150	-40	82	66	6.26	30.56	Yes
RUV	Red Ultraviolet Resistant	Polyester	-40	180	150	-40	82	66	6.26	30.56	Yes
SMB	Blue Cut Resistant	Polyester	-40	180	150	-40	82	66	6.26	30.56	Yes
YSM	Yellow Cut Resistant	Polyester	-40	180	150	-40	82	66	6.26	30.56	Yes
YUV	Yellow Ultraviolet Resistant	Polyester	-40	180	150	-40	82	66	6.26	30.56	Yes

Regulatory Information

The Food and Drug Administration (FDA) accepts certain materials for direct food contact. FDA approved material is compliant to FDA 21 CFR § 177. Rexnord and MatTop are trademarks of Rexnord Corporation. All rights reserved.

Additional Notes

MTO (Made-to-Order) products are non-returnable. Minimum order quantity and additional setup charges may also apply. Stocked in 20 pitch, 5 ft (1.524 m) length strands. For chain width information see page MT - WIDTH - 1. Open area = 2.3%. Stainless steel pins are available on a made-to-order basis.


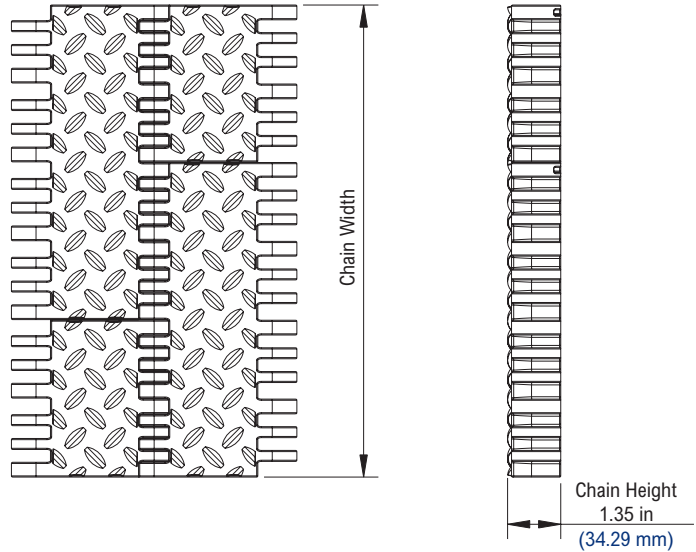


Photo shows 3129 MatTop® Chain molded in Black Cut Resistant (BSM) material.



Chain Information

Chain Capacity	Number of Sprockets	
	per ft of width	per m of width
0% - 100%	6	20

Available Materials

Prefix	Chain Material	Standard Pin Material	Temperature						Chain Strength		Approximate Weight		FDA Approval
			Fahrenheit			Celsius							
			min	max dry	max wet	min	max dry	max wet	lbs/ft	N/m	lbs/ft ²	Kg/m ²	
Standard Materials													
BSM	Black Cut Resistant	Polyester	-40	180	150	-40	82	66	8,000	116,720	6.35	31.00	Yes
BYSM	Black Cut Resistant with Yellow End Links	Polyester	-40	180	150	-40	82	66	8,000	116,720	6.35	31.00	Yes
Made-to-Order Materials													
BRSM	Black Cut Resistant with Red End Links	Polyester	-40	180	150	-40	82	66	8,000	116,720	6.35	31.00	Yes
BUV	Blue Ultraviolet Resistant	Polyester	-40	180	150	-40	82	66	8,000	116,720	6.35	31.00	Yes
DUV	Black Ultraviolet Resistant	Polyester	-40	180	150	-40	82	66	8,000	116,720	6.35	31.00	Yes
RSM	Red Cut Resistant	Polyester	-40	180	150	-40	82	66	8,000	116,720	6.35	31.00	Yes
RUV	Red Ultraviolet Resistant	Polyester	-40	180	150	-40	82	66	8,000	116,720	6.35	31.00	Yes
SMB	Blue Cut Resistant	Polyester	-40	180	150	-40	82	66	8,000	116,720	6.35	31.00	Yes
YSM	Yellow Cut Resistant	Polyester	-40	180	150	-40	82	66	8,000	116,720	6.35	31.00	Yes
YUV	Yellow Ultraviolet Resistant	Polyester	-40	180	150	-40	82	66	8,000	116,720	6.35	31.00	Yes

Regulatory Information

The Food and Drug Administration (FDA) accepts certain materials for direct food contact. FDA approved material is compliant to FDA 21 CFR § 177.

Rexnord and MatTop are trademarks of Rexnord Corporation. All rights reserved.

Additional Notes

MTO (Made-to-Order) products are non-returnable. Minimum order quantity and additional setup charges may also apply.

For chain width information see page MT - WIDTH - 1.

Open area = 2.3%.

Stainless steel pins are available on a made-to-order basis.

3129 (MTW)


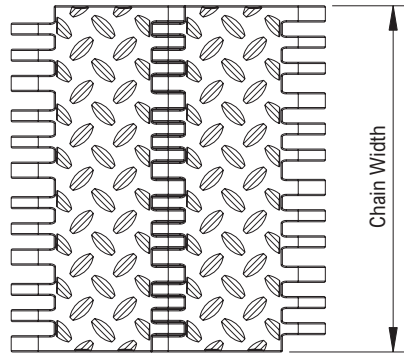
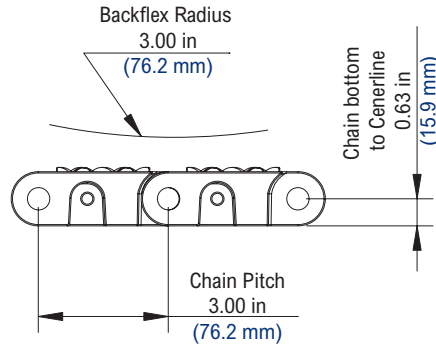


Photo shows 3129 MatTop® Chain molded in Black Cut Resistant (BSM) material.



Chain Information

desc	Chain Width		Number of Sprockets	Chain Strength	
	in	mm		lbs	N
4	4.00	101.6	2	2,650	11,788
8	8.00	203.2	4	5,300	23,576



Available Materials

Prefix	Chain Material	Standard Pin Material	Temperature						Approximate Weight		FDA Approval
			Fahrenheit			Celsius					
			min	max dry	max wet	min	max dry	max wet	lbs/ft ²	Kg/m ²	
Standard Materials											
BSM	Black Cut Resistant	Polyester	-40	180	150	-40	82	66	6.35	31.00	Yes
Made-to-Order Materials											
BUV	Blue Ultraviolet Resistant	Polyester	-40	180	150	-40	82	66	6.35	31.00	Yes
DUV	Black Ultraviolet Resistant	Polyester	-40	180	150	-40	82	66	6.35	31.00	Yes
RSM	Red Cut Resistant	Polyester	-40	180	150	-40	82	66	6.35	31.00	Yes
RUV	Red Ultraviolet Resistant	Polyester	-40	180	150	-40	82	66	6.35	31.00	Yes
SMB	Blue Cut Resistant	Polyester	-40	180	150	-40	82	66	6.35	31.00	Yes
YSM	Yellow Cut Resistant	Polyester	-40	180	150	-40	82	66	6.35	31.00	Yes
YUV	Yellow Ultraviolet Resistant	Polyester	-40	180	150	-40	82	66	6.35	31.00	Yes

Regulatory Information

The Food and Drug Administration (FDA) accepts certain materials for direct food contact. FDA approved material is compliant to FDA 21 CFR § 177. Rexnord and MatTop are trademarks of Rexnord Corporation. All rights reserved.

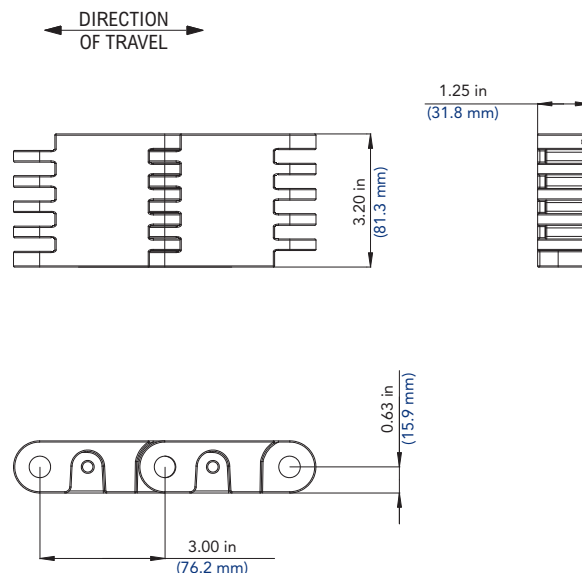
Additional Notes

MTO (Made-to-Order) products are non-returnable. Minimum order quantity and additional setup charges may also apply. Stocked in 20 pitch, 5 ft (1.524 m) length strands. For chain width information see page MT - WIDTH - 1. Open area = 2.3%. Stainless steel pins are available on a made-to-order basis.

3185 (MTW)



Photo shows 3185 MatTop® Chain molded in Black Cut Resistant (BSM) material.



Chain Information

Chain Width			Number of Sprockets	Chain Strength	
desc	in	mm		lbs	N
3.2	3.18	81	1	2,100	9,341

Available Materials

Prefix	Chain Material	Standard Pin Material	Temperature						Approximate Weight		FDA Approval
			Fahrenheit			Celsius					
			min	max		min	max		lbs/ft ²	Kg/m ²	
			dry	wet		dry	wet				
Standard Materials											
BSM	Black Cut Resistant	Polyester	-40	180	150	-40	82	66	5.67	27.66	Yes
Made-to-Order Materials											
HCAS	High Capacity Anti-Static	Polyester	0	180	NR	-18	82	NR	5.67	27.66	No

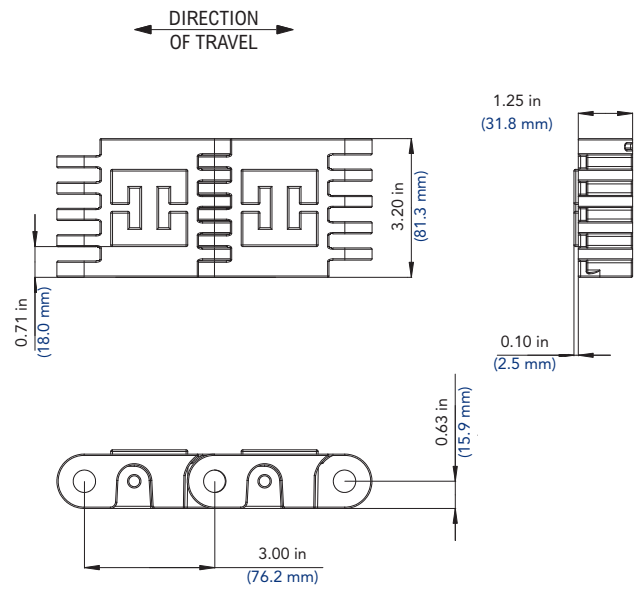
Regulatory Information

The Food and Drug Administration (FDA) accepts certain materials for direct food contact. FDA approved material is compliant to FDA 21 CFR § 177., Rexnord and MatTop are trademarks of Rexnord Corporation. All rights reserved.

Additional Notes

For chain width information see page MT - WIDTH - 1.
Open area = 2.3%.
Stainless steel pins are available on a made-to-order basis.

3185RT (MTW)



Chain Information

Chain Width			Number of Sprockets	Chain Strength	
desc	in	mm		lbs	N
3.2	3.18	81	1	2,100	9,341

Available Materials

Prefix	Chain Material	Standard Pin Material	Temperature						Approximate Weight		FDA Approval
			Fahrenheit			Celsius					
			min	max		min	max		lbs/ft ²	Kg/m ²	
			dry	wet		dry	wet				
Standard Materials											
BSM	Black Cut Resistant	Polyester	-40	180	150	-40	82	66	6.26	30.56	Yes

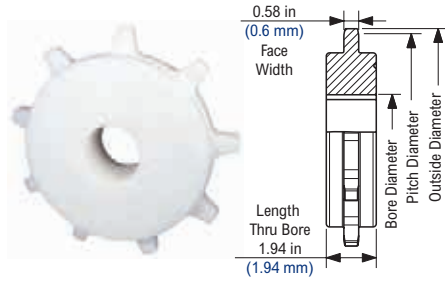
Regulatory Information

The Food and Drug Administration (FDA) accepts certain materials for direct food contact. FDA approved material is compliant to FDA 21 CFR § 177. Rexnord and MatTop are trademarks of Rexnord Corporation. All rights reserved.

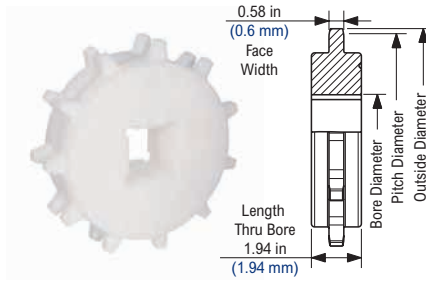
Additional Notes

MTO (Made-to-Order) products are non-returnable. Minimum order quantity and additional setup charges may also apply. Stocked in 20 pitch, 5 ft (1.524 m) length strands. For chain width information see page MT - WIDTH - 1. Open area = 2.3%. Stainless steel pins are available on a made-to-order basis.

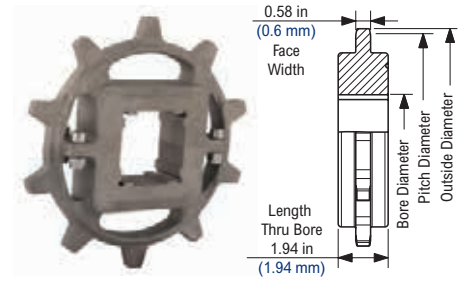
KU3120 Nylon Sprocket



KUS3120 Nylon Split Sprocket



SSS3120 Stainless Steel Sprocket



KU3120 Nylon Sprocket Information

Number Of Teeth		Pitch Diameter		Outside Diameter		Bore Diameter (Shaft-Ready)								Bore Diameter (Round)				Approximate Weight		FDA Approval
						Round				Square				in		mm				
						in	mm	in	mm	min	max	min	max	min	max	min	max	min	max	
9	9	8.77	228.8	8.62	218.9	1 15/16	4	50	100	2	4	50	100	-	-	-	-	2.45	1.11	Yes
10	10	9.71	246.6	9.61	244.1	2 3/16	4	55	100	2	4	55	100	-	-	-	-	3.27	1.48	Yes
11	11	10.65	270.5	10.59	269.0	2 5/16	4 1/2	60	120	2	4	60	120	-	-	-	-	3.92	1.78	Yes

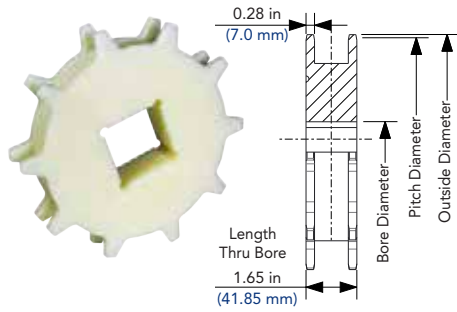
KUS3120 Nylon Split Sprocket Information

Number Of Teeth		Pitch Diameter		Outside Diameter		Bore Diameter (Shaft-Ready)								Bore Diameter (Idler)				Approximate Weight		FDA Approval
						Round				Square				in		mm				
						in	mm	in	mm	min	max	min	max	min	max	min	max	min	max	
9	9	8.77	228.8	8.62	218.9	1 15/16	4	50	90	1 1/2	2 1/2	40	90	-	-	-	-	2.80	1.27	Yes
10	10	9.71	246.6	9.61	244.1	2 3/16	4	55	100	1 1/2	3	40	100	-	-	-	-	3.50	1.59	Yes
11	11	10.65	270.5	10.59	269.0	2 5/16	4 1/2	60	120	1 1/2	3 1/2	40	120	-	-	-	-	4.47	2.03	Yes

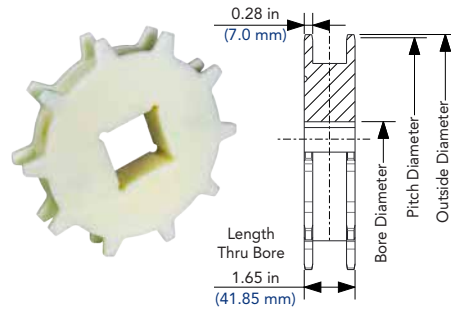
SSS3120 Stainless Steel Sprocket Information

Number Of Teeth		Pitch Diameter		Outside Diameter		Bore Diameter (Shaft-Ready)								Bore Diameter (Idler)				Approximate Weight	
						Round				Square				in		mm			
						in	mm	in	mm	min	max	min	max	min	max	min	max	min	max
10	10	9.71	246.6	9.61	244.1	-	-	-	-	2 1/2	2 1/2	60	60	-	-	-	-	13.08	5.93

KU3180 Nylon Sprocket



KUS3180 Nylon Split Sprocket



KU3180 H-Style Nylon Sprocket Information

Number Of Teeth		Pitch Diameter		Outside Diameter		Bore Diameter (Shaft-Ready)								Bore Diameter (Round)				Approximate Weight		FDA Approval
						Round				Square				in		mm				
						in	mm	in	mm	min	max	min	max	min	max	min	max	min	max	
8	8	7.84	199.12	7.62	193.50	1 13/16	3 1/2	45	90	1 1/2	3 1/2	40	90	-	-	-	-	1.63	0.74	Yes
9	9	8.77	222.79	8.62	218.95	1 15/16	4	50	100	1 1/2	4	40	100	-	-	-	-	1.97	0.89	Yes
10	10	9.71	246.59	9.61	244.12	1 15/16	4	55	100	1 1/2	4	40	100	-	-	-	-	2.75	1.25	Yes
11	11	10.65	270.47	10.59	269.06	1 15/16	4 1/2	60	120	1 1/2	4 1/2	40	120	-	-	-	-	3.66	1.66	Yes
12	12	11.59	294.41	11.54	293.98	1 15/16	4 1/2	60	120	1 1/2	4 1/2	40	120	-	-	-	-	4.15	1.88	Yes

KUS3180 H-Style Nylon Split Sprocket Information

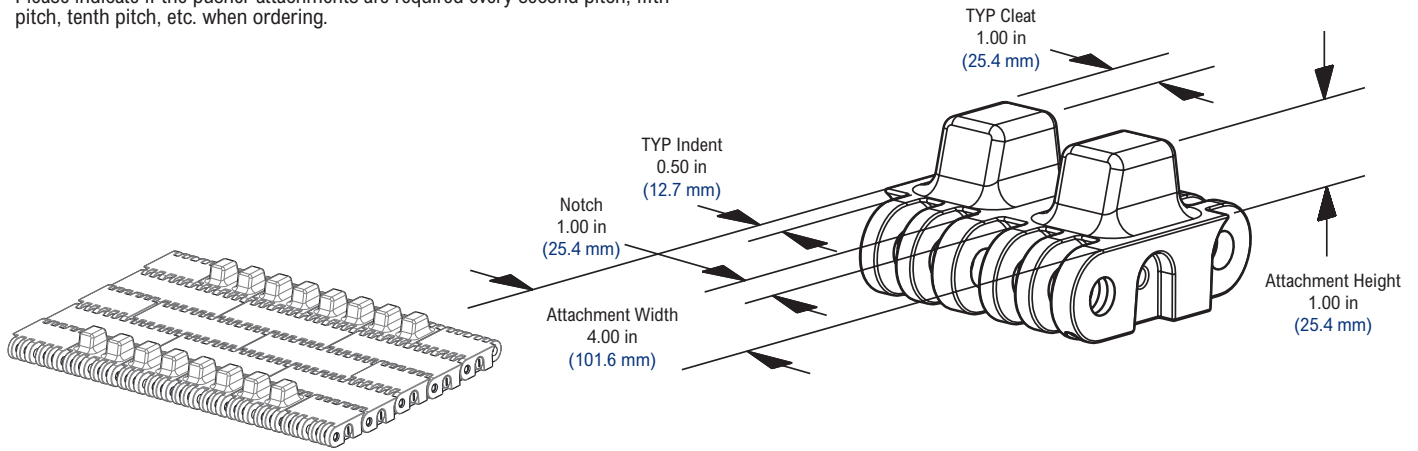
Number Of Teeth		Pitch Diameter		Outside Diameter		Bore Diameter (Shaft-Ready)								Bore Diameter (Round)				Approximate Weight		FDA Approval
						Round				Square				in		mm				
						in	mm	in	mm	min	max	min	max	min	max	min	max	min	max	
8	8	7.84	199.12	7.62	193.50	1 13/16	3 1/2	45	90	1 1/2	3 1/2	40	90	-	-	-	-	1.63	0.74	Yes
9	9	8.77	222.79	8.62	218.95	1 15/16	4	50	100	1 1/2	4	40	100	-	-	-	-	1.97	0.89	Yes
10	10	9.71	246.59	9.61	244.12	1 15/16	4	55	100	1 1/2	4	40	100	-	-	-	-	2.75	1.25	Yes
11	11	10.65	270.47	10.59	269.06	1 15/16	4 1/2	60	120	1 1/2	4 1/2	40	120	-	-	-	-	3.66	1.66	Yes
12	12	11.59	294.41	11.54	293.98	1 15/16	4 1/2	60	120	1 1/2	4 1/2	40	120	-	-	-	-	4.15	1.88	Yes

3120 T1 Pushers (T-Style)

All T1 pusher attachments are molded-to-width and 4 in (101.6 mm) wide. The T1 designation represents a T-style pusher attachment at a height of 1 in (25.4 mm).

Please indicate if the pusher attachments are required every second pitch, fifth pitch, tenth pitch, etc. when ordering.

T1 Pushers are available in BSM (Black) and YSM (Yellow) materials. The pusher attachment cannot be modified.

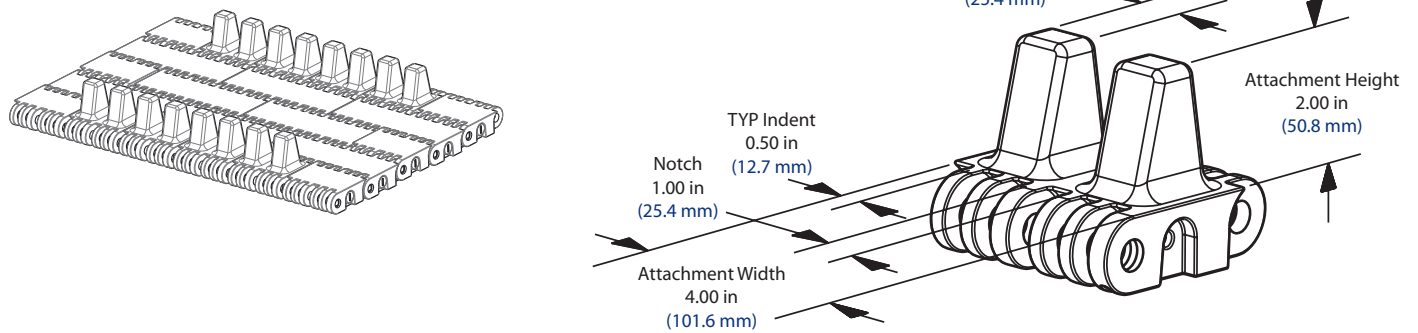


3120 T2 Pushers (T-Style)

All T2 pusher attachments are molded-to-width and 4 in (101.6 mm) wide. The T2 designation represents a T-style pusher attachment at a height of 2 in (50.8 mm).

Please indicate if the pusher attachments are required every second pitch, fifth pitch, tenth pitch, etc. when ordering.

T2 Pushers are available in BSM (Black) and YSM (Yellow) materials. The pusher attachment cannot be modified.



3120 Sideguard Attachment

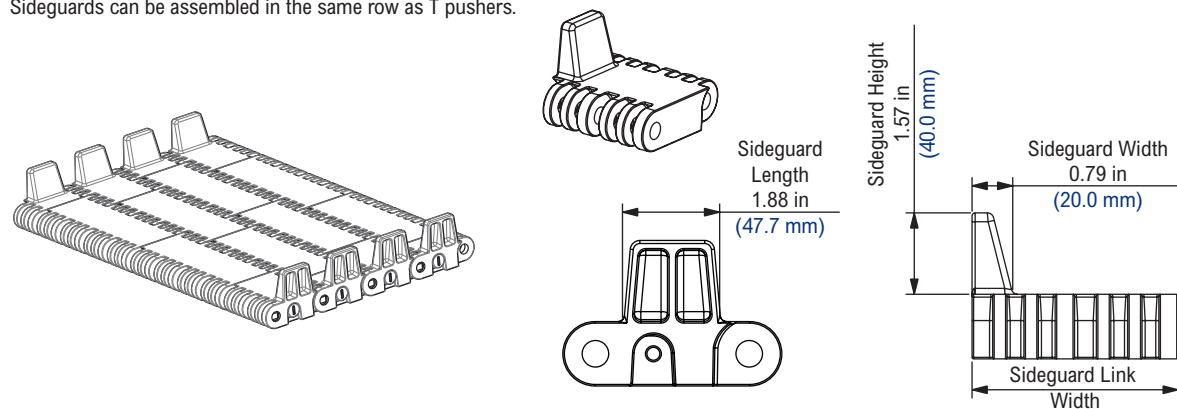
All sideguard attachments are end links molded to 2 in (50.8 mm) or 4 in (101.6 mm) wide.

SG40 designation represents a robust sideguard at a height of 1.57 in (40 mm).

Please indicate if the pusher attachments are required every pitch, second pitch, fifth pitch, tenth pitch, etc. when ordering.

Sideguards can be assembled in the same row as T pushers.

SG40 Sideguards are available in BSM (Black) and YSM (Yellow) materials. The sideguard attachment cannot be modified.




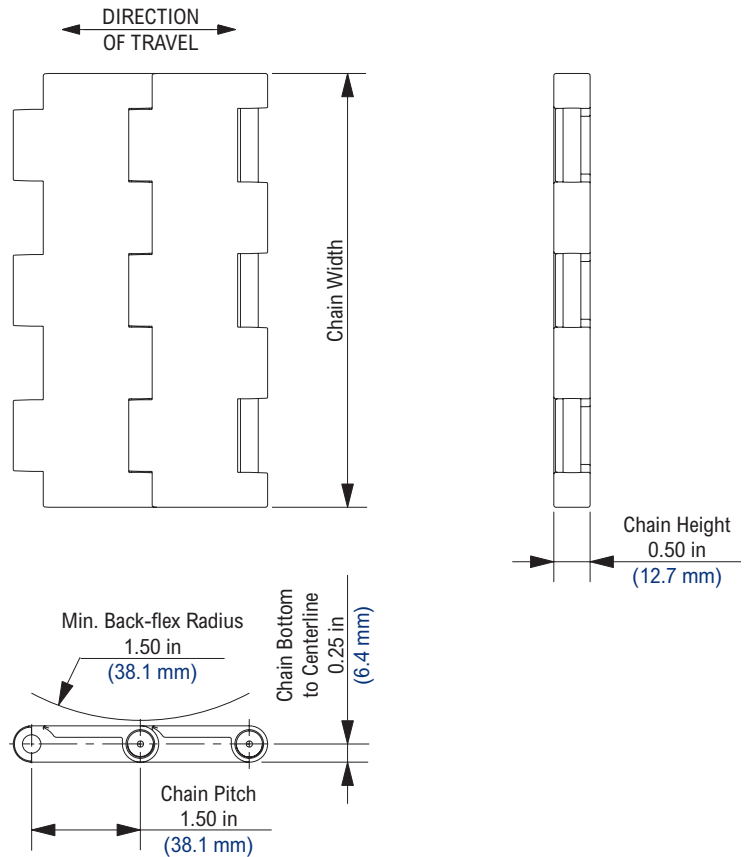


Photo shows 4705 MatTop® Chain molded in Low Friction (LF) material.



Chain Information

Chain Capacity	Number of Sprockets	
	per ft of width	per m of width
0% - 80%	2	7
80% - 100%	4	13

Available Materials

Prefix	Chain Material	Standard Pin Material	Temperature						Chain Strength		Approximate Weight		FDA Approval
			Fahrenheit			Celsius							
			min	max		min	max		lbs/ft	N/m	lbs/ft ²	Kg/m ²	
Standard Materials													
BLT	Blue Low Temperature	Polyethylene	-100	80	80	-73	27	27	400	5,836	1.38	6.74	Yes
HT	High Temperature	Acetal	40	220	212	4	104	100	600	8,754	1.26	6.15	Yes
LF	Low Friction	Acetal	-40	180	150	-40	82	66	1,200	17,508	1.86	9.08	Yes
MR	Melt Resistant	Acetal	-80	220	NR	-62	104	NR	1,200	17,508	1.86	9.08	No
WHT	White High Temperature	Acetal	40	220	212	4	104	100	600	8,754	1.26	6.15	Yes
WLT	White Low Temperature	Polyethylene	-100	80	80	-73	27	27	400	5,836	1.38	6.74	Yes
Made-to-Order Materials													
AS	Anti-Static	Acetal	0	180	NR	-18	82	NR	720	10,505	1.86	9.08	No
BSM	Black Cut Resistant	Acetal	-40	180	150	-40	82	66	1,200	17,508	1.86	9.08	Yes
BWR	Black Wear Resistant	Acetal	-40	180	NR	-40	82	NR	1,200	17,508	1.86	9.08	No
FR	Flame Retardant	Acetal	0	180	140	-18	82	60	1,020	14,882	1.86	9.08	No
GTC	Tough Composite	Acetal	0	180	140	-18	82	60	900	13,131	1.52	7.42	No
HUV	High Temp. Ultraviolet Resistant	Acetal	40	220	180	4	104	82	600	8,754	1.26	6.15	No
P	Chemical Resistant	Polypropylene	0	180	140	-18	82	60	480	7,003	1.86	9.08	Yes
WLF	White Low Friction	Acetal	-40	180	150	-40	82	66	1,200	17,508	1.86	9.08	Yes
WX	Green Abrasion Resistant Polyamide	Acetal	-40	220	NR	-40	104	NR	1,200	17,508	1.86	9.08	No

Regulatory Information

The Food and Drug Administration (FDA) accepts certain materials for direct food contact. FDA approved material is compliant to FDA 21 CFR § 177. Rexnord and MatTop are trademarks of Rexnord Corporation. All rights reserved.

Additional Notes

MTO (Made-to-Order) products are non-returnable. Minimum order quantity and additional setup charges may also apply. For chain width information see page MT - WIDTH - 1. Open area = 2.1%. Chain strength is listed at room temperature. NR = Not Recommended. For additional material information, see material portfolio.

4705 TAB


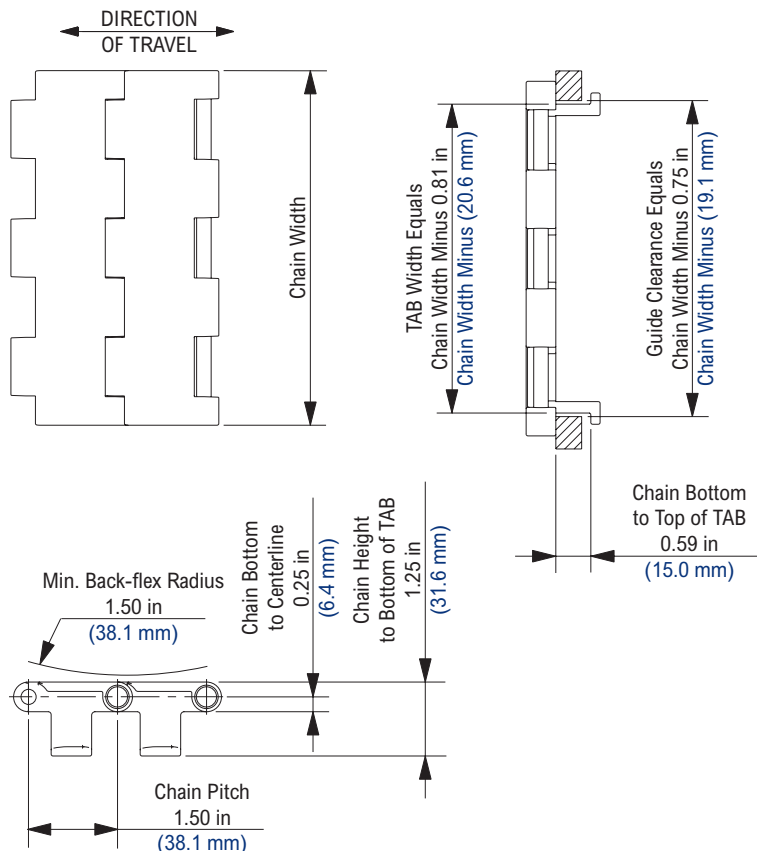


Photo shows 4705 TAB MatTop® Chain molded in Low Friction (LF) material.



Chain Information

Chain Capacity	Number of Sprockets	
	per ft of width	per m of width
0% - 80%	2	7
80% - 100%	4	13

Available Materials

Prefix	Chain Material	Standard Pin Material	Temperature						Chain Strength		Approximate Weight		FDA Approval
			Fahrenheit			Celsius							
			min	max		min	max		lbs/ft	N/m	lbs/ft ²	Kg/m ²	
Standard Materials													
LF	Low Friction	Acetal	-40	180	150	-40	82	66	1,200	17,508	1.86	9.08	Yes
Made-to-Order Materials													
HT	High Temperature	Acetal	40	220	212	4	104	100	600	8,754	1.26	6.15	Yes

Regulatory Information

The Food and Drug Administration (FDA) accepts certain materials for direct food contact. FDA approved material is compliant to FDA 21 CFR § 177. Rexnord, MatTop and HP are trademarks of Rexnord Corporation. All rights reserved.

Additional Notes

MTO (Made-to-Order) products are non-returnable. Minimum order quantity and additional setup charges may also apply. For chain width information see page MT - WIDTH - 1. Open area = 2.1%. Please indicate the desired location of TABs. Chain strength is listed at room temperature. NR = Not Recommended. For additional material information, see material portfolio.

4705V E7


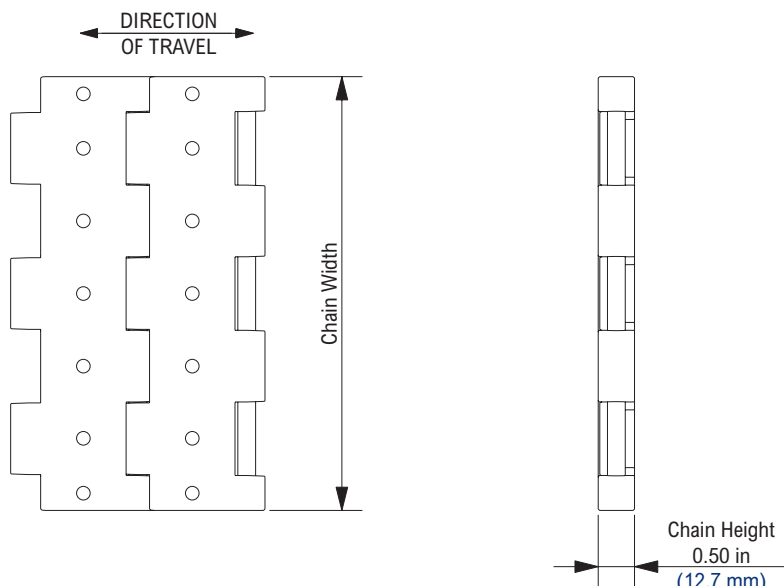
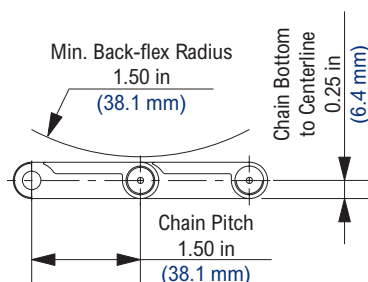


Photo shows 4705 E7 MatTop® Chain with Vacuum Holes molded in Low Friction (LF) material.



Chain Information

Chain Capacity	Number of Sprockets	
	per ft of width	per m of width
0% - 80%	2	7
80% - 100%	4	13



Edge Hole Diameter			Center Hole Diameter			Open Area
in	mm	number	in	mm	number	
3/16	4.76	2	9/32	7.14	5	0.1 %
5/16	7.94	2	5/16	7.94	5	8.1 %
7/32	5.56	2	7/32	5.56	5	5.0 %

Available Materials

Prefix	Chain Material	Standard Pin Material	Temperature						Chain Strength		Approximate Weight		FDA Approval
			Fahrenheit			Celsius							
			min	max dry	max wet	min	max dry	max wet	lbs/ft	N/m	lbs/ft ²	Kg/m ²	
Standard Material													
LF	Low Friction	Acetal	-40	180	150	-40	82	66	1,200	17,508	1.86	9.08	Yes
Made-to-Order Materials													
FR	Flame Retardant	Acetal	0	180	140	-18	82	60	1,020	14,882	1.86	9.08	No
HS	Heat Stabilized	Acetal	-40	220	212	-40	104	100	1,200	17,508	1.86	9.08	No
HT	High Temperature	Acetal	40	220	212	4	104	100	600	8,754	1.26	6.15	Yes
MR	Melt Resistant	Acetal	-80	220	NR	-62	104	NR	1,200	17,508	1.86	9.08	No

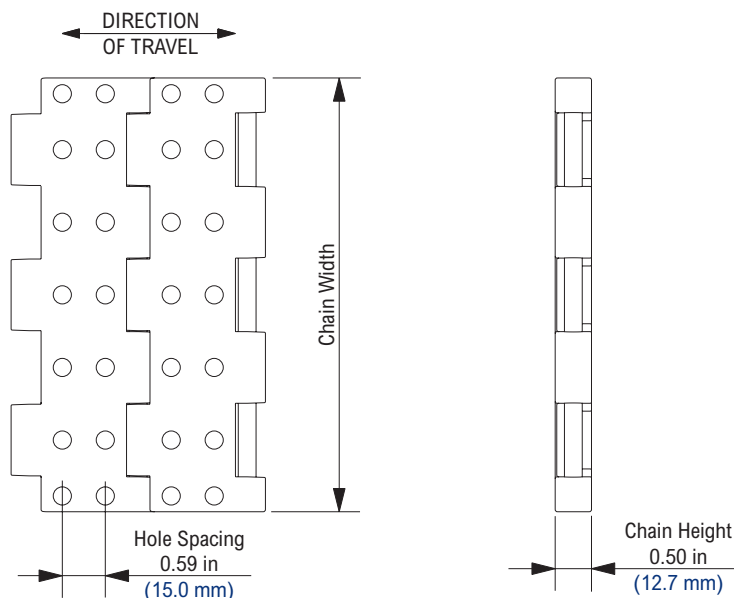

Regulatory Information

The Food and Drug Administration (FDA) accepts certain materials for direct food contact. FDA approved material is compliant to FDA 21 CFR § 177. Rexnord and MatTop are trademarks of Rexnord Corporation. All rights reserved.

Additional Notes

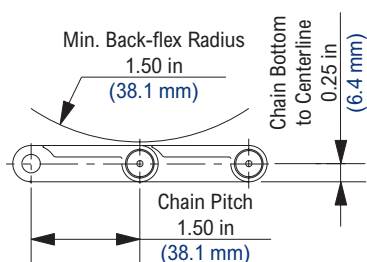
MTO (Made-to-Order) products are non-returnable. Minimum order quantity and additional setup charges may also apply. For chain width information see page MT - WIDTH - 1. Open area is dependent on the number of holes and hole diameters. Number of holes and their location may vary; hole diameters range from 1/16 in (1.6 mm) up to 1/4 in (6.4 mm) diameter in 1/32 in (0.8 mm) increments. Chain strength is listed at room temperature. NR = Not Recommended. For additional material information, see material portfolio.

4705V E14



Chain Information

Chain Capacity	Number of Sprockets	
	per ft of width	per m of width
0% - 80%	2	7
80% - 100%	4	13



Edge Hole Diameter			Center Hole Diameter			Open Area
in	mm	number	in	mm	number	
5/32	3.97	4	5/32	3.97	10	5.1 %
5/32	3.97	4	1/4	6.35	10	8.4 %
1/8	3.18	4	1/8	3.18	10	4.0 %

Available Materials

Prefix	Chain Material	Standard Pin Material	Temperature						Chain Strength		Approximate Weight		FDA Approval
			Fahrenheit			Celsius							
			min	max		min	max		lbs/ft	N/m	lbs/ft ²	Kg/m ²	
Standard Materials													
LF	Low Friction	Acetal	-40	180	150	-40	82	66	1,200	17,508	1.86	9.08	Yes
Made-to-Order Materials													
FR	Flame Retardant	Acetal	0	180	140	-18	82	60	1,020	14,882	1.86	9.08	No
HS	Heat Stabilized	Acetal	-40	220	212	-40	104	100	1,200	17,508	1.86	9.08	No
HT	High Temperature	Acetal	40	220	212	4	104	100	600	8,754	1.26	6.15	Yes
MR	Melt Resistant	Acetal	-80	220	NR	-62	104	NR	1,200	17,508	1.86	9.08	No

Regulatory Information

The Food and Drug Administration (FDA) accepts certain materials for direct food contact. FDA approved material is compliant to FDA 21 CFR § 177. Rexnord and MatTop are trademarks of Rexnord Corporation. All rights reserved.

Additional Notes

MTO (Made-to-Order) products are non-returnable. Minimum order quantity and additional setup charges may also apply. For chain width information see page MT - WIDTH - 1. Open area is dependent on the number of holes and hole diameters. Number of holes and their location may vary; hole diameters range from 1/16 in (1.6 mm) up to 1/4 in (6.4 mm) diameter in 1/32 in (0.8 mm) increments. Chain strength is listed at room temperature. NR = Not Recommended. For additional material information, see material portfolio.


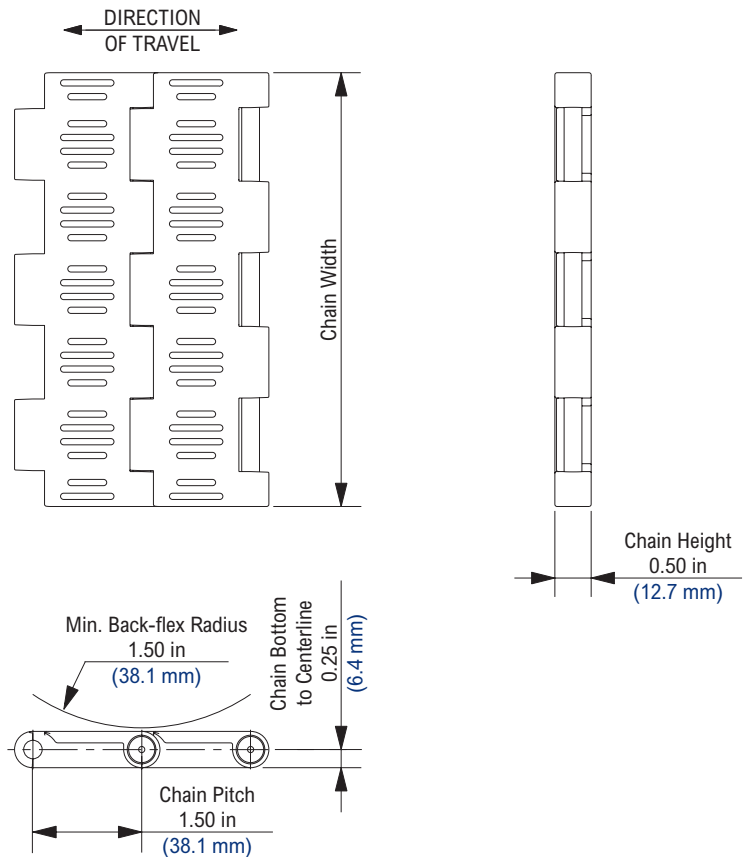


Photo shows 4706 MatTop® Chain molded in Low Friction (LF) material.



Chain Information

Chain Capacity	Number of Sprockets	
	per ft of width	per m of width
0% - 80%	2	7
80% - 100%	4	13

Available Materials

Prefix	Chain Material	Standard Pin Material	Temperature						Chain Strength		Approximate Weight		FDA Approval
			Fahrenheit			Celsius							
			min	max dry	max wet	min	max dry	max wet	lbs/ft	N/m	lbs/ft ²	Kg/m ²	
Standard Materials													
HT	High Temperature	Acetal	40	220	212	4	104	100	600	8,754	1.12	5.47	Yes
LF	Low Friction	Acetal	-40	180	150	-40	82	66	1,200	17,508	1.62	7.91	Yes
Made-to-Order Materials													
BLT	Blue Low Temperature	Polyethylene	-100	80	80	-73	27	27	400	5,836	1.23	6.01	Yes
BWR	Black Wear Resistant	Acetal	-40	180	NR	-40	82	NR	1,200	17,508	1.62	7.91	No
FR	Flame Retardant	Acetal	0	180	140	-18	82	60	1,020	14,882	1.62	7.91	No
HUV	High Temp. Ultraviolet Resistant	Acetal	40	220	180	4	104	82	600	8,754	1.12	5.47	No
LUV	Low Temp. Ultraviolet Resistant	Polyethylene	-40	80	80	-40	27	27	400	5,836	1.23	6.01	No
MR	Melt Resistant	Acetal	-80	220	NR	-62	104	NR	1,200	17,508	1.62	7.91	No
RHT	Red High Temperature	Acetal	40	220	212	4	104	100	600	8,754	1.12	5.47	Yes
WHT	White High Temperature	Acetal	40	220	212	4	104	100	600	8,754	1.12	5.47	Yes
WLF	White Low Friction	Acetal	-40	180	150	-40	82	66	1,200	17,508	1.62	7.91	Yes
WLT	White Low Temperature	Polyethylene	-100	80	80	-73	27	27	400	5,836	1.23	6.01	Yes

Regulatory Information

The Food and Drug Administration (FDA) accepts certain materials for direct food contact. FDA approved material is compliant to FDA 21 CFR § 177. Rexnord and MatTop are trademarks of Rexnord Corporation. All rights reserved.

Additional Notes

MTO (Made-to-Order) products are non-returnable. Minimum order quantity and additional setup charges may also apply. For chain width information see page MT - WIDTH - 1. Open area = 22.1%. Chain strength is listed at room temperature. NR = Not Recommended. For additional material information, see material portfolio.

4707


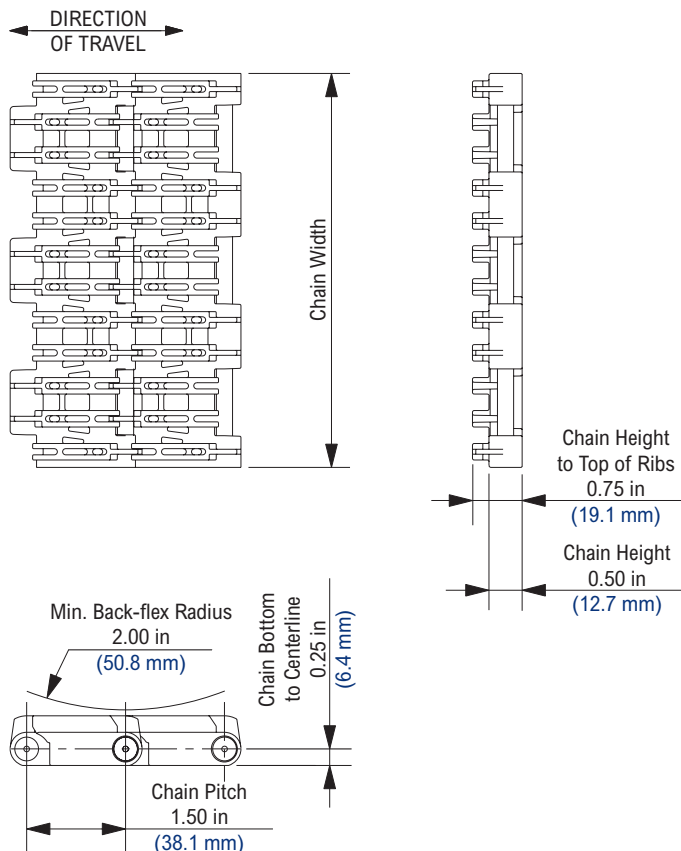


Photo shows 4707 MatTop® Chain molded in Low Friction (LF) material.



Chain Information

Chain Capacity	Number of Sprockets			
	with Transfer Comb		without Transfer Comb	
	per ft	per m	per ft	per m
0% - 80%	4	13	2	7
80% - 100%	4	13	4	13

Available Materials

Prefix	Chain Material	Standard Pin Material	Temperature						Chain Strength		Approximate Weight		FDA Approval
			Fahrenheit			Celsius							
			min	max		min	max		lbs/ft	N/m	lbs/ft ²	Kg/m ²	
Standard Materials													
HT	High Temperature	Acetal	40	220	212	4	104	100	600	8,754	1.42	6.93	Yes
LF	Low Friction	Acetal	-40	180	150	-40	82	66	1,200	17,508	2.14	10.45	Yes
Made-to-Order Materials													
AS	Anti-Static	Acetal	0	180	NR	-18	82	NR	720	10,505	2.14	10.45	No
HP™	High Performance	Acetal	-40	180	150	-40	82	66	1,200	17,508	2.14	10.45	Yes
WHT	White High Temperature	Acetal	40	220	212	4	104	100	600	8,754	1.42	6.93	Yes
WLF	White Low Friction	Acetal	-40	180	150	-40	82	66	1,200	17,508	2.14	10.45	Yes

Regulatory Information

The Food and Drug Administration (FDA) accepts certain materials for direct food contact. FDA approved material is compliant to FDA 21 CFR § 177.

Rexnord, MatTop and HP are trademarks of Rexnord Corporation.

All rights reserved.

U.S. Patent: 4438838

Additional Notes

MTO (Made-to-Order) products are non-returnable. Minimum order quantity and additional setup charges may also apply.

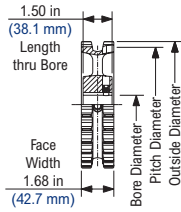
For chain width information see page MT - WIDTH - 1.

Open area = 23.1%

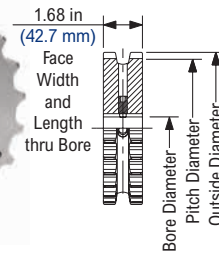

Chain strength is listed at room temperature. NR = Not Recommended.

For additional material information, see material portfolio.

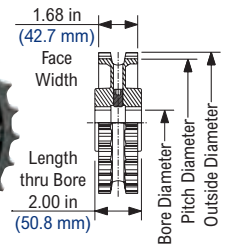
820 Cast Iron Arm Body Sprocket



820 Cast Iron Block Body Sprocket



NS820 Thermoplastic Split Sprocket



820 Cast Iron Arm Body Sprocket Information

Number Of Teeth		Pitch Diameter		Outside Diameter		Bore Diameter (Shaft-Ready)								Bore Diameter (Idler)		Approximate Weight			
						Round				Square									
actual	effect	in	mm	in	mm	in		mm		in		mm		in	mm	lbs	kg		
19	9 1/2	4.622	117.40	4.61	117.1	1	1 1/4	20	30	-	-	-	-	1	1 1/4	20	30	3.28	1.49
20	10	4.854	123.29	4.86	123.4	1	1 1/4	20	30	-	-	-	-	1	1 1/4	20	30	3.81	1.73
21	10 1/2	5.089	129.26	5.12	130.0	1	1 3/4	20	45	-	-	-	-	1	1 3/4	20	45	4.63	2.10
22	11	5.324	135.23	5.35	135.9	1	1 3/4	20	45	-	-	-	-	1	1 3/4	20	45	5.12	2.32
23	11 1/2	5.560	141.22	5.59	142.0	1	1 3/4	20	45	-	-	-	-	1	1 3/4	20	45	5.31	2.41
24	12	5.796	147.22	5.83	148.1	1	1 3/4	20	45	-	-	-	-	1	1 3/4	20	45	5.41	2.45
25	12 1/2	6.032	153.21	6.07	154.2	1	1 3/4	20	45	-	-	-	-	1	1 3/4	20	45	5.57	2.53
27	13 1/2	6.504	165.20	6.56	166.6	1	1 3/4	20	45	-	-	-	-	1	1 3/4	20	45	6.50	2.95
29	14 1/2	6.978	177.24	7.05	179.1	1	1 3/4	20	45	-	-	-	-	1	1 3/4	20	45	6.72	3.05
31	15 1/2	7.452	189.28	7.53	191.3	1	1 3/4	20	45	-	-	-	-	1	1 3/4	20	45	6.86	3.11
41	20 1/2	9.826	249.58	9.93	252.2	1	2 1/2	20	65	-	-	-	-	1	2 1/2	20	65	16.23	7.36

Shaft-ready round bore sprockets are shipped with keyway and setscrew.

820 Cast Iron Block Body Sprocket Information

Number Of Teeth		Pitch Diameter		Outside Diameter		Bore Diameter (Shaft-Ready)								Bore Diameter (Idler)		Approximate Weight			
						Round				Square									
actual	effect	in	mm	in	mm	in		mm		in		mm		in	mm	lbs	kg		
13	6 1/2	3.228	81.99	3.11	79.0	1	1 1/4	20	30	-	-	-	-	1	1 1/4	20	30	2.45	1.11
15	7 1/2	3.688	93.68	3.63	92.2	1	1 1/4	20	30	-	-	-	-	1	1 1/4	20	30	3.57	1.62
17	8 1/2	4.152	105.46	4.12	104.6	1	1 11/16	20	40	-	-	-	-	1	1 11/16	20	40	4.83	2.19
21	10 1/2	5.089	129.26	5.12	130.0	1	2 11/16	20	70	-	-	-	-	1	2 11/16	20	70	4.63	2.10
25	12 1/2	6.032	153.21	6.07	154.2	1	3 7/16	20	90	-	-	-	-	1	3 7/16	20	90	5.57	2.53

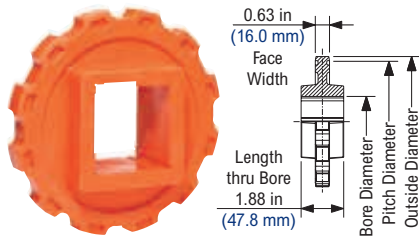
Shaft-ready round bore sprockets are shipped with keyway and setscrew.

NS820 Thermoplastic Split Sprocket Information

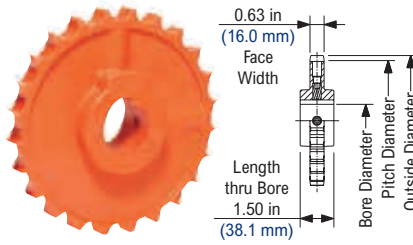
Number Of Teeth		Pitch Diameter		Outside Diameter		Bore Diameter (Shaft-Ready)								Bore Diameter (Idler)				Approximate Weight	
						Round				Square									
						actual	effect	in	mm	in	mm	min	max	min	max	min	max		
21	10 1/2	5.089	129.26	5.12	130.0	1	1 5/8	25	40	-	-	-	-	1	1 5/8	25	40	1.01	0.46
23	11 1/2	5.560	141.22	5.59	142.0	1	1 5/8	25	40	-	-	-	-	1	1 5/8	25	40	1.19	0.54
25	12 1/2	6.032	153.21	6.07	154.2	1	2	25	50	-	-	-	-	1	2	25	50	1.39	0.63
27	13 1/2	6.504	165.20	6.56	166.6	1	1 5/8	25	40	-	-	-	-	1	1 5/8	25	40	1.76	0.80

Imperial shaft-ready round bore sprockets are shipped with keyway and setscrew. Metric shaft-ready round bore sprockets are shipped with keyway and no setscrew. Idler bores are designed to spin freely on the shaft.

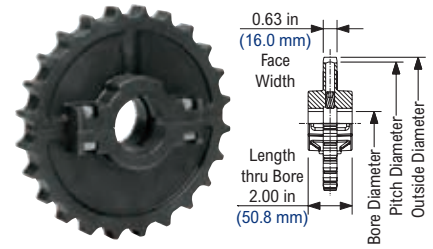
N4700 Thermoplastic Sprocket



N5700 Thermoplastic Sprocket



NS5700 Thermoplastic Split Sprocket



N4700 Thermoplastic Sprocket Imperial Information

Number of Teeth		Pitch Diameter		Outside Diameter		Imperial Square Bore Diameter				Approximate Weight	
actual	effect	in	mm	in	mm	in				lbs	kg
12	12	5.796	147.22	5.75	146.1	1 1/2				0.49	0.22
21	21	10.064	255.63	10.08	256.0	-				0.77	0.35

N4700 Thermoplastic Sprocket Metric Information

Number of Teeth		Pitch Diameter		Outside Diameter		Metric Square Bore Diameter				Approximate Weight	
actual	effect	in	mm	in	mm	mm				lbs	kg
12	12	5.796	147.22	5.75	146.1	65				0.49	0.22
21	21	10.064	255.63	10.08	256.0	65				0.77	0.35

N5700 Thermoplastic Sprocket Imperial Information

Number of Teeth		Pitch Diameter		Outside Diameter		Imperial Round Bore Diameter					Approximate Weight	
actual	effect	in	mm	in	mm	in					lbs	kg
24	12	5.796	147.22	5.80	147.3	1	1 3/16	1 1/4	1 7/16	1 1/2	1.01	0.46

Shaft-ready round bore sprockets are shipped with keyway and setscrew.

N5700 Thermoplastic Sprocket Metric Information

Number of Teeth		Pitch Diameter		Outside Diameter		Metric Round Bore Diameter				Approximate Weight			
actual	effect	in	mm	in	mm	mm				lbs	kg		
24	12	5.796	147.22	5.80	147.3	25		30		35		1.01	0.46

Shaft-ready round bore sprockets are shipped with keyway and setscrew.

NS5700 Thermoplastic Split Sprocket Information

Number Of Teeth		Pitch Diameter		Outside Diameter		Bore Diameter (Shaft-Ready)								Bore Diameter (Idler)				Approximate Weight	
						Round				Square				Bore Diameter (Idler)					
						in		mm		in		mm		in		mm			
actual	effect	in	mm	in	mm	min	max	min	max	min	max	min	max	min	max	min	max	lbs	kg
21	10 1/2	5.089	129.26	5.12	130.0	1	1 1/2	25	35	-	-	-	-	1	1 1/2	25	35	0.80	0.36
23	11 1/2	5.560	141.22	5.59	142.0	1	1 1/2	25	35	-	-	-	-	1	1 1/2	25	35	0.91	0.41
24	12	5.796	147.22	5.81	147.6	1	1 1/2	25	35	-	-	-	-	1	1 1/2	25	35	1.01	0.46
25	12 1/2	6.032	153.21	6.07	154.2	1	1 15/16	25	50	-	-	-	-	1	1 15/16	25	50	1.04	0.47
27	13 1/2	6.504	165.20	6.57	166.9	1	1 1/2	25	35	-	-	-	-	1	1 1/2	25	35	1.04	0.47

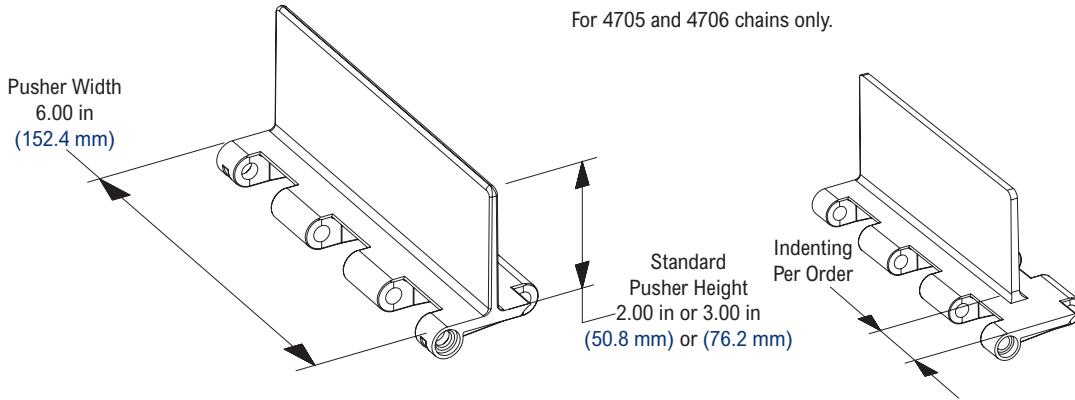
Imperial shaft-ready round bore sprockets are shipped with keyway and setscrew. Metric shaft-ready round bore sprockets are shipped with keyway and no setscrew. Idler bores are designed to spin freely on the shaft. 24 tooth sprocket has a Length thru Bore of 1.62 in (41.1 mm).

Pusher Attachment (F-Style)

All pusher attachments are molded 6 in (152.4 mm) wide and can be cut down to a minimum height of 1/4 in (6.35 mm). The F2 designation represents an F-style pusher attachment at a height of 2 in (50.8 mm).

Please indicate if pusher attachments are required every pitch, every second pitch, etc. when ordering. Also, indicate if indents are required in the center, on one or both sides of the chain.

For example, "I would like F2 pusher attachments every 8th pitch indented 3/4 in on both sides of the chain."
For 4705 and 4706 chains only.

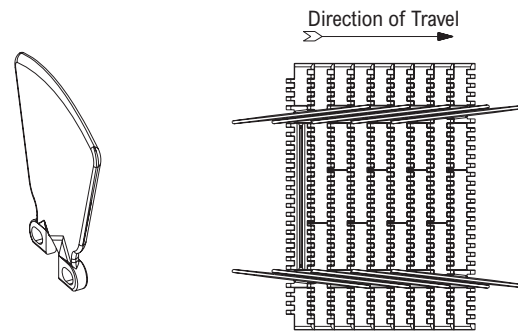
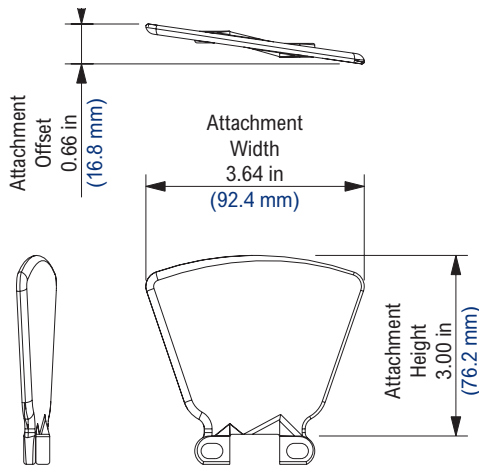


Sideguard Attachment

Please indicate if sideguard attachments are required down one or both sides of the chain when ordering. Sideguard attachments can be cut down to a minimum height of 1 in (25.4 mm).

If the chain is ordered with both sideguard and pusher attachments, the sideguard attachment will be furnished the same height as the pusher attachment.


Please contact Rexnord Industries, Inc if any deviations from this standard are required.

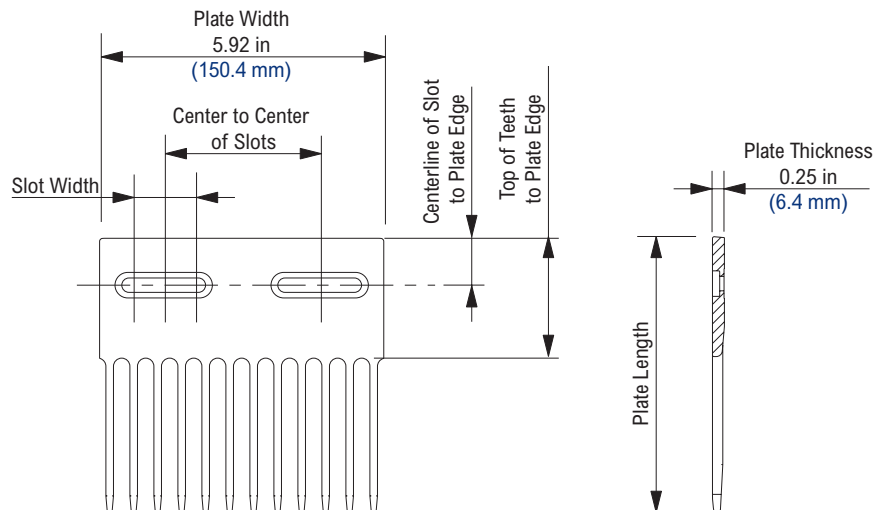


4707 Chain Assembly Tool

The chain assembly tool is designed to ease installation of Rexnord 4707 MatTop® chains on long or wide conveyors. The tool is available in 12 inch and 36 inch widths. Different combinations of the tool widths are recommended for various chain widths.

Puller Width in	Part Number
12.00	10183588
36.00	10131902





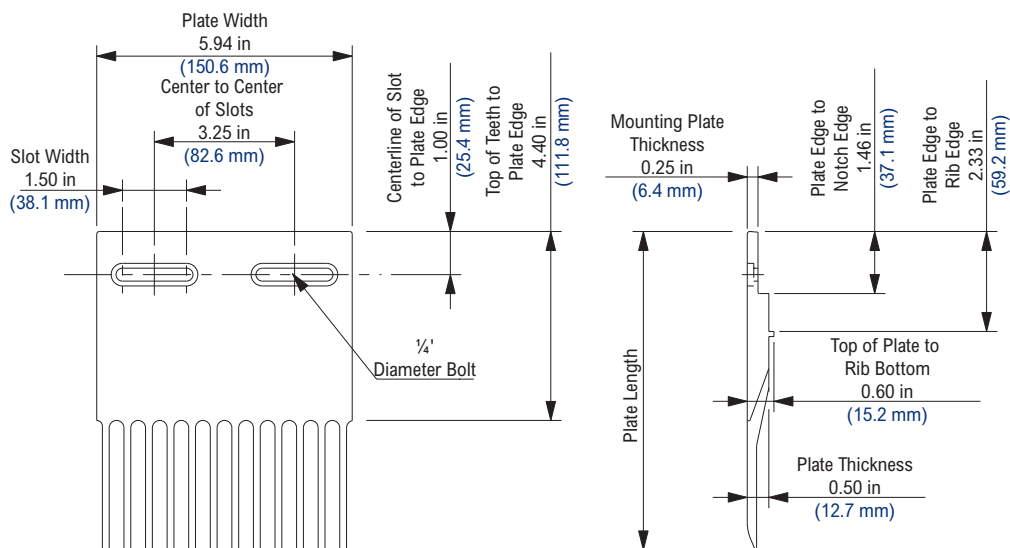
4707/5997 Transfer Comb Kit

Transfer Comb Kit Number	Transfer Plate Part Number	Screw Part Number	Slot Caps Part Number	Plate Length		Slot Width		Centerline of Slot to Plate Edge		Top of Teeth to Plate Edge		Center to Center of Slots		Approximate Weight	
				in	mm	in	mm	in	mm	in	mm	in	mm	lbs	kg
10131495	10074648	10075965	10069160	6.18	157.0	1.50	38.1	1.00	25.4	4.40	111.8	3.25	82.6	0.48	0.22
10131813	10070598	10075965	10075964	5.75	146.1	0.75	19.1	1.00	25.4	2.24	56.9	4.00	101.6	0.24	0.11
10131834	10075632	10075965	10069160	8.50	215.9	1.50	38.1	2.00	50.8	3.50	88.9	3.25	82.6	0.28	0.13
10131838	10069161	10075965	10069160	7.50	190.5	1.50	38.1	1.00	25.4	2.50	63.5	3.25	82.6	0.30	0.14

The 10070598 transfer comb is molded in white acetal. The 10075632 and 10069161 transfer combs are molded in a proprietary black internally lubricated high temperature material.

Transfer comb kits are supplied with 1/4 x 20 screws and slot caps.

For 4707 and 5997 chains only.



4707/5997/Fortex Heavy Duty Transfer Comb Kit

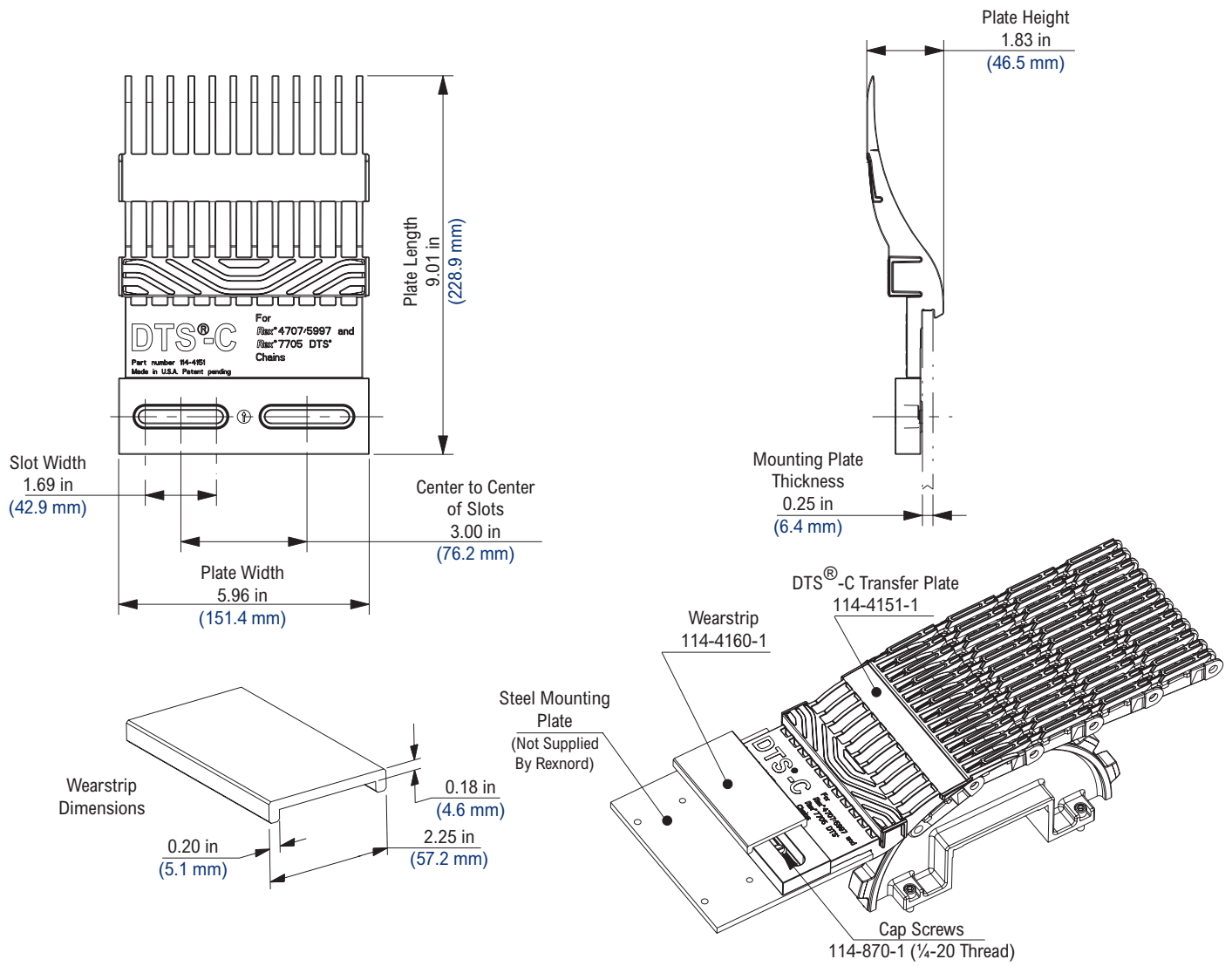
Transfer Comb Kit Number	Transfer Plate Part Number	Screw Part Number	Slot Caps Part Number	Plate Length		Slot Width		Centerline of Slot to Plate Edge		Top of Teeth to Plate Edge		Center to Center of Slots		Approximate Weight	
				in	mm	in	mm	in	mm	in	mm	in	mm	lbs	kg
10131497	10074649	10075965	10069160	7.95	201.9	1.50	38.1	1.00	25.4	4.40	111.8	3.25	82.6	0.53	0.24
10131499	10071978	10075965	10069160	7.95	201.9	1.50	38.1	1.00	25.4	4.40	111.8	3.25	82.6	0.53	0.24

Transfer combs are molded in a proprietary black internally lubricated high temperature material.

Transfer comb kits are supplied with 1/4 x 20 screws and slot caps.

For 5997, 4707 and 9200 chains only.

The 10071978 transfer comb has the bottom rib removed.



DTS-C Component Part Numbers

Component Description	Kit Part Number	Comb Part Number	Screw Part Number	Wearstrip Part Number (10 ft length)	For Use With:		
					Raised Rib Chain	DTS Chain	Takeaway Chain
DTS-C Comb Kit	10131580	10073051	10075965	NA	4707, 5997, 9217, 9227, or 9237	7705DTS-450	7705, 7706 or 1055
Wearstrip		NA		10073065			

Each kit includes one comb and two mounting screws.
Wearstrip is sold in 10 ft (3.048 m) lengths and is sold separately.

Lined area for notes or calculations.


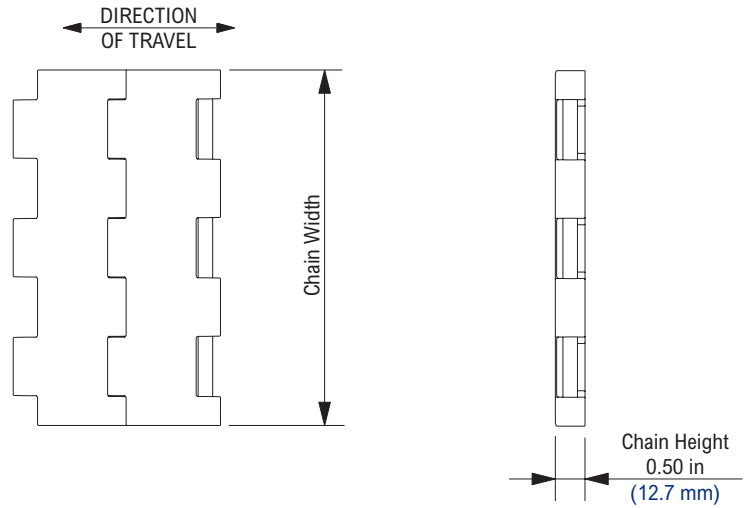


Photo shows 5705 MatTop® Chain molded in High Performance (HP™) material.



Chain Information

Chain Capacity	Number of Sprockets			
	820 Series		4700/5700 Series	
	per ft	per m	per ft	per m
0% - 50%	2	7	2	7
50% - 100%	4	13	4	13

Available Materials

Prefix	Chain Material	Standard Pin Material	Temperature						Chain Strength		Approximate Weight		FDA Approval
			Fahrenheit			Celsius							
			min	max		min	max		lbs/ft	N/m	lbs/ft ²	Kg/m ²	
Standard Materials													
HP™	High Performance	Polyester	-40	180	150	-40	82	66	1,200	17,508	1.86	9.08	Yes
LF	Low Friction	Polyester	-40	180	150	-40	82	66	1,200	17,508	1.86	9.08	Yes
Made-to-Order Materials													
AS	Anti-Static	Polyester	0	180	NR	-18	82	NR	720	10,505	1.86	9.08	No
BLT	Blue Low Temperature	Polyethylene	-100	80	80	-73	27	27	400	5,836	1.38	6.74	Yes
BSM	Black Cut Resistant	Acetal	-40	180	150	-40	82	66	1,200	17,508	1.86	9.08	Yes
BWR	Black Wear Resistant	Polyester	-40	180	NR	-40	82	NR	1,200	17,508	1.86	9.08	No
D	Plain Acetal	Polyester	-40	180	150	-40	82	66	1,200	17,508	1.86	9.08	No
ESD	Electrostatic Dissipative	Polyester	0	180	180	-18	82	82	720	10,505	1.26	6.15	No
FR	Flame Retardant	Polyester	0	180	140	-18	82	60	1,020	14,882	1.86	9.08	No
HT	High Temperature	Polyester	40	220	212	4	104	100	600	8,754	1.26	6.15	Yes
MR	Melt Resistant	Polyester	-80	220	NR	-62	104	NR	1,200	17,508	1.86	9.08	No
P	Chemical Resistant	Polyester	0	180	140	-18	82	60	960	14,006	1.86	9.08	Yes
PS®	Platinum Series®	Polyester	-40	180	150	-40	82	66	1,200	17,508	1.86	9.08	Yes
WHP	White High Performance	Polyester	-40	180	150	-40	82	66	1,200	17,508	1.86	9.08	Yes
WHT	White High Temperature	Polyester	40	220	212	4	104	100	600	8,754	1.26	6.15	Yes
WLF	White Low Friction	Polyester	-40	180	150	-40	82	66	1,200	17,508	1.86	9.08	Yes
WLT	White Low Temperature	Polyethylene	-100	80	80	-73	27	27	400	5,836	1.38	6.74	Yes
WX	Green Abrasion Resistant Polyamide	Acetal	-40	220	NR	-40	104	NR	1,200	17,508	1.86	9.08	No

Regulatory Information

The Food and Drug Administration (FDA) accepts certain materials for direct food contact. FDA approved material is compliant to FDA 21 CFR § 177. Rexnord, TableTop, Platinum Series, HP and PS are trademarks of Rexnord Corporation. All rights reserved.

Additional Notes

MTO (Made-to-Order) products are non-returnable. Minimum order quantity and additional setup charges may also apply. For chain width information see page MT - WIDTH - 1. Open area = 2.1%. Stainless steel pins are available on a made-to-order basis. Chain strength is listed at room temperature. NR = Not Recommended. For additional material information, see material portfolio.

5705 SuperGrip™


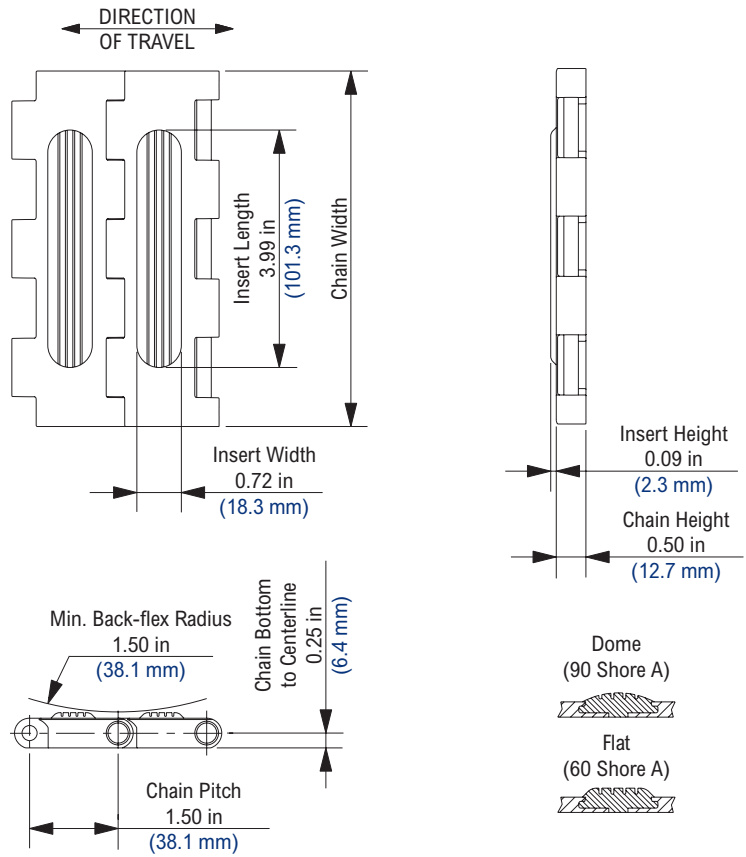


Photo shows 5705 SuperGrip™ MatTop® Chain with High Friction Inserts molded in High Performance (HP™) material.



Chain Information

Chain Capacity	Number of Sprockets			
	820 Series		4700/5700 Series	
	per ft	per m	per ft	per m
0% - 50%	2	7	2	7
50% - 100%	4	13	4	13

Available Materials

Prefix	Chain Material	Standard Pin Material	Temperature						Chain Strength		Approximate Weight		FDA Approval
			Fahrenheit			Celsius							
			min	max		min	max		lbs/ft	N/m	lbs/ft ²	Kg/m ²	
Standard Materials													
HP	High Performance	Polyester	-40	180	150	-40	82	66	1,200	17,508	1.86	9.08	No
Made-to-Order Materials													
HT	High Temperature	Polyester	40	220	212	4	104	100	600	8,754	1.26	6.15	Yes

Regulatory Information

The Food and Drug Administration (FDA) accepts certain materials for direct food contact. FDA approved material is compliant to FDA 21 CFR § 177. Rexnord, MatTop and HP are trademarks of Rexnord Corporation. All rights reserved.

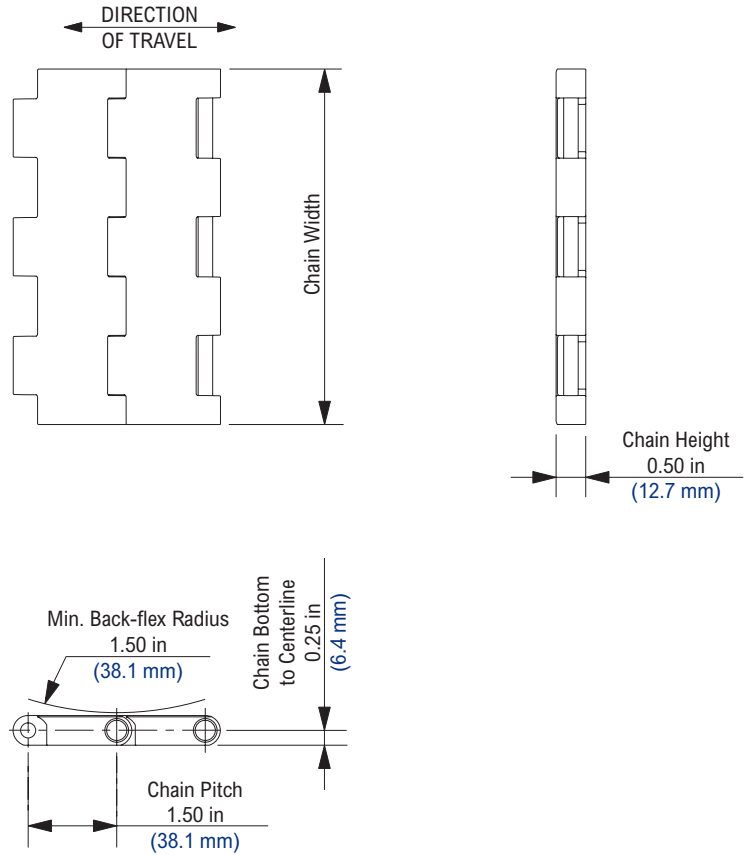
Additional Notes

MTO (Made-to-Order) products are non-returnable. Minimum order quantity and additional setup charges may also apply. For chain width information see page MT - WIDTH - 1. Open area = 2.1%. Stainless steel pins are available on a made-to-order basis. Inserts may be spaced every pitch, every second pitch, etc. FDA approval only applies to 60 Shore A inserts. Chain strength is listed at room temperature. NR = Not Recommended. For additional material information, see material portfolio.

5705 (MTW)



Photo shows 5705 Molded-to-Width (MTW) MatTop® Chain molded in High Performance (HP™) material.



Chain Information

Chain Width			Number of Sprockets		Chain Strength	
desc	in	mm	820	4700/5700	lbs	N
3 1/4	3.25	82.6	NR	1	420	1,868
4 1/2	4.50	114.3	NR	1	420	1,868
6	6.00	152.4	2	2	600	2,669
7 1/2	7.50	190.5	NR	2	800	3,560
15	15.00	381.0	3	3	1,600	7,100

Available Materials

Prefix	Chain Material	Standard Pin Material	Temperature						Approximate Weight		FDA Approval
			Fahrenheit			Celsius					
			min	max	wet	min	max	wet	lbs/ft ²	Kg/m ²	
Standard Materials											
HP™	High Performance	Polyester	-40	180	150	-40	82	66	1.86	9.08	Yes
Made-to-Order Materials											
AS	Anti-Static	Polyester	0	180	NR	-18	82	NR	1.86	9.08	No
HT	High Temperature	Polyester	40	220	212	4	104	100	1.26	6.15	Yes
LF	Low Friction	Polyester	40	180	150	4	82	66	1.86	9.08	Yes
MR	Melt Resistant	Polyester	-80	220	NR	-62	104	NR	1.86	9.08	No
P	Chemical Resistant	Polyester	0	180	140	-18	82	60	1.86	9.08	Yes
PS®	Platinum Series®	Polyester	-40	180	150	-40	82	66	1.86	9.08	Yes
WHT	White High Temperature	Polyester	40	220	212	4	104	100	1.26	6.15	Yes
WX	Green Abrasion Resistant Polyamide	Acetal	-40	220	NR	-40	104	NR	1.86	9.08	No

Regulatory Information

The Food and Drug Administration (FDA) accepts certain materials for direct food contact. FDA approved material is compliant to FDA 21 CFR § 177.

Rexnord, Platinum Series, HP and PS are trademarks of Rexnord Corporation.

All rights reserved.

Additional Notes

MTO (Made-to-Order) products are non-returnable. Minimum order quantity and additional setup charges may also apply.

Stocked in 80 pitch, 10 ft (3.048 m) length strands.

Open area = 2.1%.

Stainless steel pins are available on a made-to-order basis.

Chain strength is based on acetal-based materials and listed at room temperature. NR = Not Recommended.

For additional material information, see material portfolio.

5705 (MTW) PT


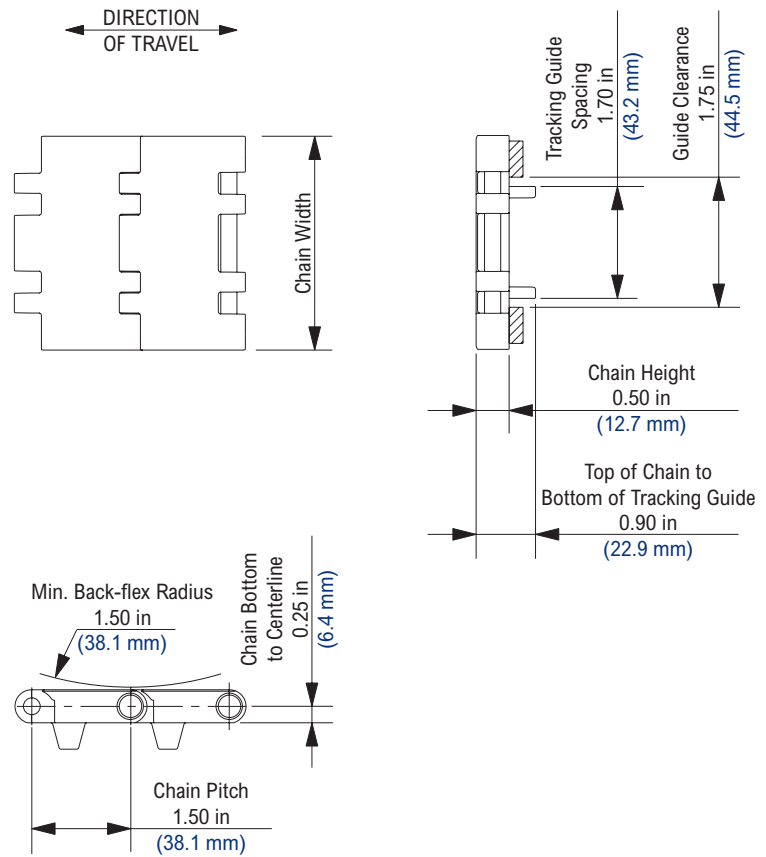


Photo shows 5705 Molded-to-Width (MTW) MatTop® Chain with Positrac™ (PT) Tracking Guides molded in High Performance (HP™) material.



Chain Information

Chain Width			Number of Sprockets		Chain Strength	
desc	in	mm	820	4700/5700	lbs	N
3 1/4	3.25	82.6	NR	1	420	1,868
4 1/2	4.50	114.3	NR	1	420	1,868

Available Materials

Prefix	Chain Material	Standard Pin Material	Temperature						Approximate Weight		FDA Approval
			Fahrenheit			Celsius			lbs/ft ²	Kg/m ²	
			min	max	dry	wet	min	max			
Standard Materials											
HP™	High Performance	Polyester	-40	180	150	-40	82	66	1.86	9.08	Yes
Made-to-Order Materials											
AS	Anti-Static	Polyester	0	180	NR	-18	82	NR	1.86	9.08	No
HT	High Temperature	Polyester	40	220	212	4	104	100	1.26	6.15	Yes
LF	Low Friction	Polyester	-40	180	150	-40	82	66	1.86	9.08	Yes
MR	Melt Resistant	Polyester	-40	220	NR	-40	104	NR	1.86	9.08	No
P	Chemical Resistant	Polyester	0	180	140	-18	82	60	1.86	9.08	Yes
PS®	Platinum Series®	Polyester	-40	180	150	-40	82	66	1.86	9.08	Yes
WHT	White High Temperature	Polyester	40	220	212	4	104	100	1.26	6.15	Yes
WX	Green Abrasion Resistant Polyamide	Acetal	-40	220	NR	-40	104	NR	1.86	9.08	No

Regulatory Information

The Food and Drug Administration (FDA) accepts certain materials for direct food contact. FDA approved material is compliant to FDA 21 CFR § 177.

Rexnord, MatTop, Positrac, Platinum Series, PS and HP are trademarks of Rexnord Corporation.

All rights reserved.

Additional Notes

MTO (Made-to-Order) products are non-returnable. Minimum order quantity and additional setup charges may also apply.

Stocked in 80 pitch, 10 ft (3.048 m) length strands.

Open area = 2.1%.

Stainless steel pins are available on a made-to-order basis.

Same guide clearance as Rexnord® 815, 820 and 831 TableTop® Chains.

Chain strength is based on acetal-based materials and listed at room temperature.

NR = Not Recommended.

For additional material information, see material portfolio.

5705 DTS®PT


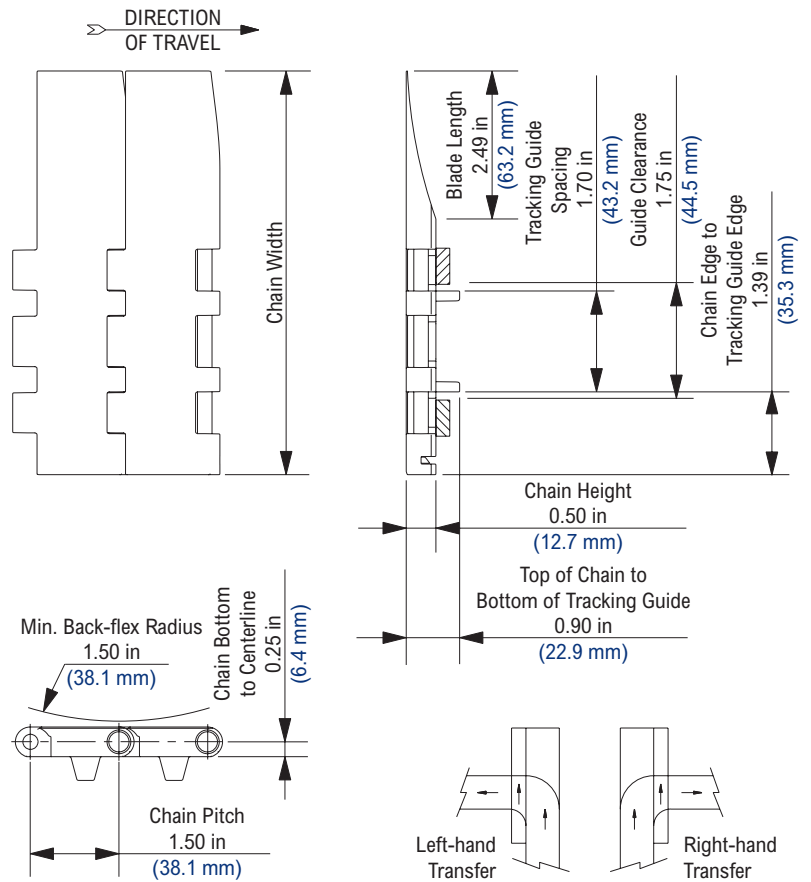


Photo shows 5705 MatTop® Chain with DynamicTransfer System™ (DTS®) with Positrack™ (PT) Tracking Guides molded in High Performance (HP™) material.

Chain Information

Chain Width			Number of Sprockets		Chain Strength	
desc	in	mm	820	4700/5700	lbs	N
4 1/2	6.80	172.7	NR	1	420	1,868



Available Materials

Prefix	Chain Material	Standard Pin Material	Temperature						Approximate Weight		FDA Approval
			Fahrenheit			Celsius					
			min	max dry	max wet	min	max dry	max wet	lbs/ft ²	Kg/m ²	
Standard Materials											
HP™	High Performance	Polyester	-40	180	150	-40	82	66	1.86	9.08	Yes

Regulatory Information

The Food and Drug Administration (FDA) accepts certain materials for direct food contact. FDA approved material is compliant to FDA 21 CFR § 177. Rexnord, MatTop, DynamicTransfer System, DTS, Positrak, Platinum Series, HP and PS are trademarks of Rexnord Corporation. All rights reserved. U.S. Patent: 5634550

Additional Notes

Stocked in 80 pitch, 10 ft (3.048 m) length strands. Available in both left-hand and right-hand modules. Same guide clearance as Rexnord® 815, 820 and 831 TableTop® Chains. Chain strength is based on acetal-based materials and listed at room temperature. NR = Not Recommended. For additional material information, see material portfolio.

5706


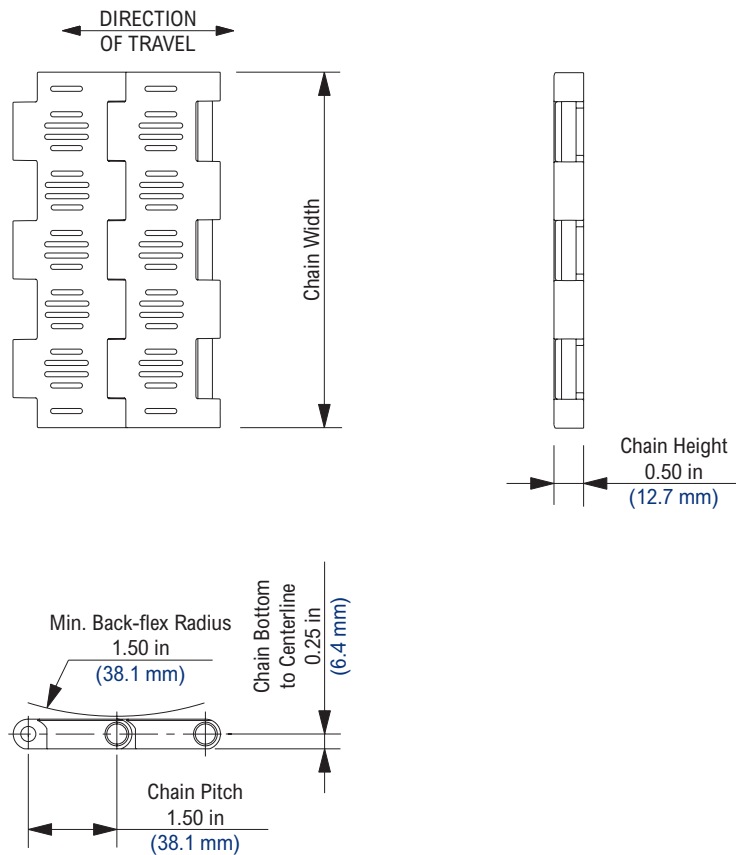


Photo shows 5706 MatTop® Chain molded in High Performance (HP™) material.



Chain Information

Chain Capacity	Number of Sprockets			
	820 Series		4700/5700 Series	
	per ft	per m	per ft	per m
0% - 50%	2	7	2	7
50% - 100%	4	13	4	13

Available Materials

Prefix	Chain Material	Standard Pin Material	Temperature						Chain Strength		Approximate Weight		FDA Approval
			Fahrenheit			Celsius							
			min	max		min	max		lbs/ft	N/m	lbs/ft ²	Kg/m ²	
			dry	wet		dry	wet						
Standard Materials													
HP™	High Performance	Polyester	-40	180	150	-40	82	66	1,200	17,508	1.86	9.08	Yes
LF	Low Friction	Polyester	-40	180	150	-40	82	66	1,200	17,508	1.62	7.91	Yes
Made-to-Order Materials													
CR	Extreme Chemical Resistant	Polypropylene	40	240	212	4	116	100	960	14,006	2.16	10.55	No
DUV	Plain Acetal Ultraviolet Resistant	Polyester	0	180	150	-18	82	66	1,200	17,508	1.62	7.91	No
ESD	Electrostatic Dissipative	Polyester	0	180	150	-18	82	66	960	14,006	1.12	5.47	No
FR	Flame Retardant	Polyester	0	180	140	-18	82	60	1,020	14,882	1.62	7.91	No
HS	Heat Stabilized	Polyester	-40	220	212	-40	104	100	1,200	17,508	1.62	7.91	No
HT	High Temperature	Polyester	40	220	212	4	104	100	600	8,754	1.12	5.47	Yes
HUV	High Temperature Ultraviolet Resistant	Polyester	40	220	180	4	104	82	600	8,754	1.12	5.47	No
LUV	Low Temperature Ultraviolet Resistant	Polyethylene	-40	80	80	-40	27	27	400	5,836	1.23	6.01	No
MR	Melt Resistant	Polyester	-40	220	NR	-40	104	NR	1,200	17,508	1.62	7.91	No
P	Chemical Resistant	Polyester	0	180	140	-18	82	60	960	14,006	1.62	7.91	Yes
PS®	Platinum Series®	Polyester	-40	180	150	-40	82	66	1,200	17,508	1.62	7.91	Yes
WHP	White High Performance	Polyester	-40	180	150	-40	82	66	1,200	17,508	1.62	7.91	Yes
WHT	White High Temperature	Polyester	40	220	212	4	104	100	600	8,754	1.12	5.47	Yes
WLF	White Low Friction	Polyester	-40	180	150	-40	82	66	1,200	17,508	1.62	7.91	Yes

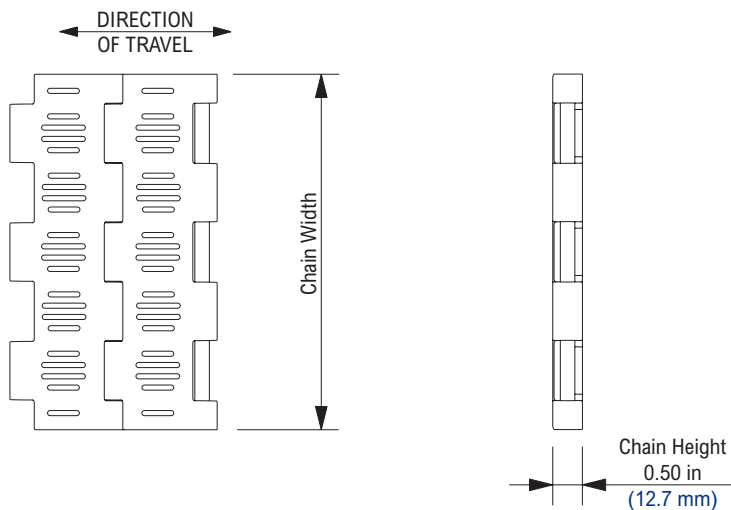
Regulatory Information

The Food and Drug Administration (FDA) accepts certain materials for direct food contact. FDA approved material is compliant to FDA 21 CFR § 177. Rexnord, MatTop, Platinum Series, HP, and PS are trademarks of Rexnord Corporation. All rights reserved.

Additional Notes

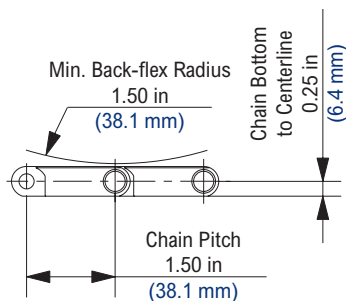
MTO (Made-to-Order) products are non-returnable. Minimum order quantity and additional setup charges may also apply. Stocked in 80 pitch, 10 ft (3.048 m) length strands. Open area = 22.1%. Stainless steel pins are available on a made-to-order basis. Chain strength is listed at room temperature. NR = Not Recommended. For additional material information, see material portfolio.

5706 (MTW)



Chain Information

Chain Width			Number of Sprockets		Chain Strength	
desc	in	mm	820	4700/5700	lbs	N
3 1/4	3.25	82.6	NR	1	420	1,868
4 1/2	4.50	114.3	NR	1	420	1,868
6	6.00	152.4	2	2	600	2,670
7 1/2	7.50	190.5	NR	2	800	3,560
15	15.00	381.0	3	3	1,600	7,117



Available Materials

Prefix	Chain Material	Standard Pin Material	Temperature						Approximate Weight		FDA Approval
			Fahrenheit			Celsius			lbs/ft ²	Kg/m ²	
			min	max	wet	min	max	wet			
Standard Materials											
HP™	High Performance	Polyester	-40	180	150	-40	82	66	1.62	7.91	Yes
Made-to-Order Materials											
CR	Extreme Chemical Resistant	Polyester	40	240	212	4	116	100	2.16	10.55	No
HUV	High Temp. Ultraviolet Resistant	Polyester	40	220	180	4	104	82	1.12	5.47	No
LF	Low Friction	Polyester	-40	180	150	-40	82	66	1.62	7.91	Yes
PS®	Platinum Series®	Polyester	-40	180	150	-40	82	66	1.62	7.91	Yes

Regulatory Information

The Food and Drug Administration (FDA) accepts certain materials for direct food contact. FDA approved material is compliant to FDA 21 CFR § 177.

Rexnord, MatTop, Platinum Series, HP, and PS are trademarks of Rexnord Corporation.

All rights reserved.

Additional Notes

MTO (Made-to-Order) products are non-returnable. Minimum order quantity and additional setup charges may also apply.

Stocked in 80 pitch, 10 ft (3.048 m) length strands.

Open area = 22.1%.

Stainless steel pins are available on a made-to-order basis.

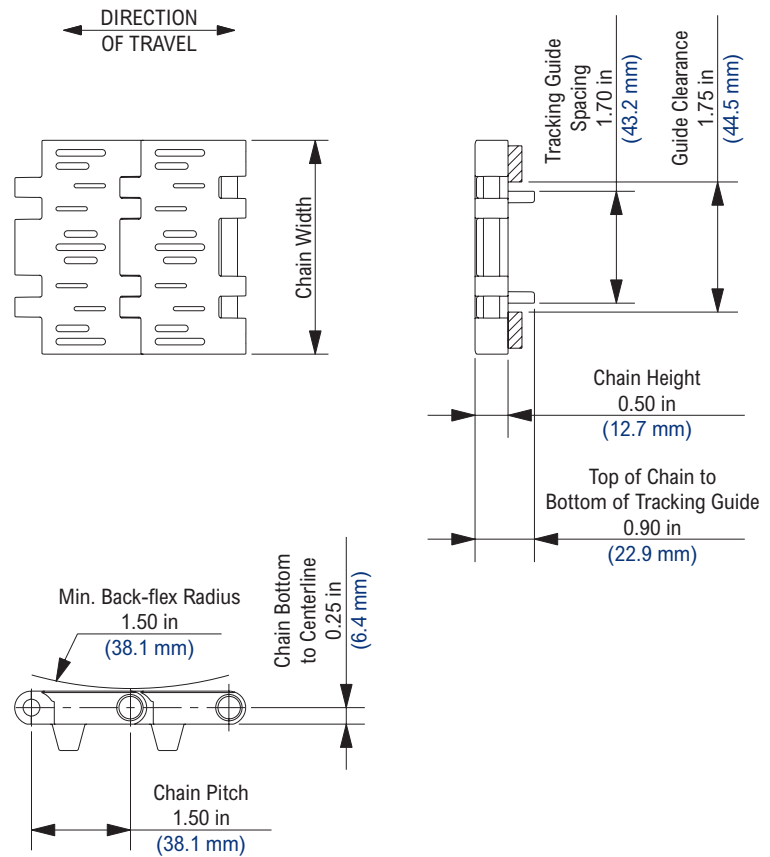
Chain strength is based on acetal-based materials and listed at room temperature. NR = Not Recommended.

For additional material information, see material portfolio.

5706 (MTW) PT



Photo shows 5706 Molded-to-Width (MTW) MatTop® Chain with Positrack™ (PT) Tracking Guides molded in High Performance (HP™) material.



Chain Information

desc	Chain Width		Number of Sprockets		Chain Strength	
	in	mm	820	4700/5700	lbs	N
3 1/4	3.25	82.6	NR	1	420	1,868
4 1/2	4.50	114.3	NR	1	420	1,868

Available Materials

Prefix	Chain Material	Standard Pin Material	Temperature						Approximate Weight		FDA Approval
			Fahrenheit			Celsius					
			min	max dry	max wet	min	max dry	max wet	lbs/ft ²	Kg/m ²	
Standard Materials											
HP™	High Performance	Polyester	-40	180	150	-40	82	66	1.62	7.91	Yes
Made-to-Order Materials											
CR	Extreme Chemical Resistant	Polyester	40	240	212	4	116	100	2.16	10.55	No
HUV	High Temperature Ultraviolet Resistant	Polyester	40	220	180	4	104	82	1.12	5.47	No
LF	Low Friction	Polyester	-40	180	150	-40	82	66	1.62	7.91	Yes
PS®	Platinum Series®	Polyester	-40	180	150	-40	82	66	1.62	7.91	Yes

Regulatory Information

The Food and Drug Administration (FDA) accepts certain materials for direct food contact. FDA approved material is compliant to FDA 21 CFR § 177.

Rexnord, MatTop, Positrak, Platinum Series, PS and HP are trademarks of Rexnord Corporation.

All rights reserved.

Additional Notes

MTO (Made-to-Order) products are non-returnable. Minimum order quantity and additional setup charges may also apply.

Stocked in 80 pitch, 10 ft (3.048 m) length strands.

Open area = 22.1%.

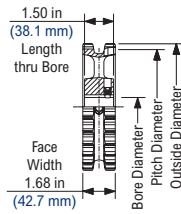
Stainless steel pins are available on a made-to-order basis.

Same guide clearance as Rexnord® 815, 820 and 831 TableTop® Chains.

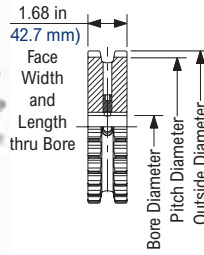
Chain strength is based on acetal-based materials and listed at room temperature. NR = Not Recommended.

For additional material information, see material portfolio.

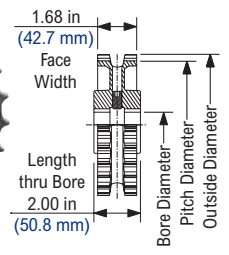
820 Cast Iron Arm Body Sprocket



820 Cast Iron Block Body Sprocket



NS820 Thermoplastic Split Sprocket



820 Cast Iron Arm Body Sprocket Information

Number Of Teeth	Pitch Diameter	Outside Diameter		Bore Diameter (Shaft-Ready)										Bore Diameter (Round)				Approximate Weight	
				Round					Square					in		mm			
				in		mm		in		mm		in		mm		min	max		
actual	effect	in	mm	in	mm	min	max	min	max	min	max	min	max	min	max	min	max	lbs	kg
19	9 1/2	4.622	117.40	4.61	117.1	1	1 1/4	20	30	-	-	-	-	1	1 1/4	20	30	3.28	1.49
20	10	4.854	123.29	4.86	123.4	1	1 1/4	20	30	-	-	-	-	1	1 1/4	20	30	3.81	1.73
21	10 1/2	5.089	129.26	5.12	130.0	1	1 3/4	20	45	-	-	-	-	1	1 3/4	20	45	4.63	2.10
22	11	5.324	135.23	5.35	135.9	1	1 3/4	20	45	-	-	-	-	1	1 3/4	20	45	5.12	2.32
23	11 1/2	5.560	141.22	5.59	142.0	1	1 3/4	20	45	-	-	-	-	1	1 3/4	20	45	5.31	2.41
24	12	5.796	147.22	5.83	148.1	1	1 3/4	20	45	-	-	-	-	1	1 3/4	20	45	5.41	2.45
25	12 1/2	6.032	153.21	6.07	154.2	1	1 3/4	20	45	-	-	-	-	1	1 3/4	20	45	5.57	2.53
27	13 1/2	6.504	165.20	6.56	166.6	1	1 3/4	20	45	-	-	-	-	1	1 3/4	20	45	6.50	2.95
29	14 1/2	6.978	177.24	7.05	179.1	1	1 3/4	20	45	-	-	-	-	1	1 3/4	20	45	6.72	3.05
31	15 1/2	7.452	189.28	7.53	191.3	1	1 3/4	20	45	-	-	-	-	1	1 3/4	20	45	6.86	3.11
41	20 1/2	9.826	249.58	9.93	252.2	1	2 1/2	20	65	-	-	-	-	1	2 1/2	20	65	16.23	7.36

Shaft-ready round bore sprockets are shipped with keyway and setscrew.

820 Cast Iron Block Body Sprocket Information

Number Of Teeth	Pitch Diameter	Outside Diameter		Bore Diameter (Shaft-Ready)										Bore Diameter (Round)				Approximate Weight	
				Round					Square					in		mm			
				in		mm		in		mm		in		mm		min	max		
actual	effect	in	mm	in	mm	min	max	min	max	min	max	min	max	min	max	min	max	lbs	kg
13	6 1/2	3.228	81.99	3.11	79.0	1	1 1/4	20	30	-	-	-	-	1	1 1/4	20	30	2.45	1.11
15	7 1/2	3.688	93.68	3.63	92.2	1	1 1/4	20	30	-	-	-	-	1	1 1/4	20	30	3.57	1.62
17	8 1/2	4.152	105.46	4.12	104.6	1	1 11/16	20	40	-	-	-	-	1	1 11/16	20	40	4.83	2.19
21	10 1/2	5.089	129.26	5.12	130.0	1	2 11/16	20	70	-	-	-	-	1	2 11/16	20	70	4.63	2.10
25	12 1/2	6.032	153.21	6.07	154.2	1	3 7/16	20	90	-	-	-	-	1	3 7/16	20	90	5.57	2.53

Shaft-ready round bore sprockets are shipped with keyway and setscrew.

NS820 Thermoplastic Split Sprocket Information

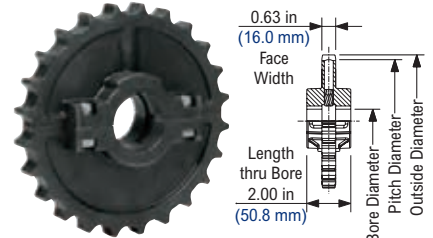
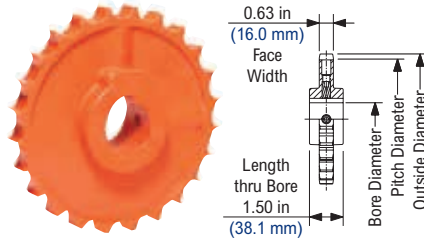
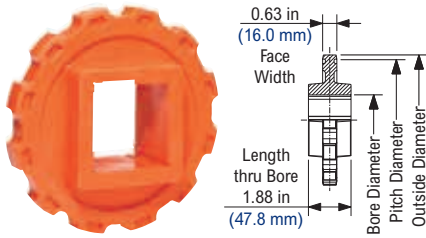
Number Of Teeth	Pitch Diameter	Outside Diameter		Bore Diameter (Shaft-Ready)										Bore Diameter (Idler)				Approximate Weight	
				Round					Square					in		mm			
				in		mm		in		mm		in		mm		min	max		
actual	effect	in	mm	in	mm	min	max	min	max	min	max	min	max	min	max	min	max	lbs	kg
21	10 1/2	5.089	129.26	5.12	130.0	1	1 5/8	25	40	-	-	-	-	1	1 5/8	25	40	1.01	0.46
23	11 1/2	5.560	141.22	5.59	142.0	1	1 5/8	25	40	-	-	-	-	1	1 5/8	25	40	1.19	0.54
25	12 1/2	6.032	153.21	6.07	154.2	1	2	25	50	-	-	-	-	1	2	25	50	1.39	0.63
27	13 1/2	6.504	165.20	6.56	166.6	1	1 5/8	25	40	-	-	-	-	1	1 5/8	25	40	1.76	0.80

Imperial shaft-ready round bore sprockets are shipped with keyway and setscrew. Metric shaft-ready round bore sprockets are shipped with keyway and no setscrew. Idler bores are designed to spin freely on the shaft.

N4700 Thermoplastic Sprocket

N5700 Thermoplastic Sprocket

NS5700 Thermoplastic Split Sprocket



N4700 Thermoplastic Sprocket Imperial Information

Number of Teeth		Pitch Diameter		Outside Diameter		Imperial Square Bore Diameter				Approximate Weight	
actual	effect	in	mm	in	mm	in				lbs	kg
12	12	5.796	147.22	5.75	146.1	1 1/2				0.49	0.22
21	21	10.064	255.63	10.08	256.0	-				0.77	0.35

N4700 Thermoplastic Sprocket Metric Information

Number of Teeth		Pitch Diameter		Outside Diameter		Metric Square Bore Diameter				Approximate Weight	
actual	effect	in	mm	in	mm	mm				lbs	kg
12	12	5.796	147.22	5.75	146.1	65				0.49	0.22
21	21	10.064	255.63	10.08	256.0	65				0.77	0.35

N5700-Thermoplastic Sprocket Imperial Information

Number of Teeth		Pitch Diameter		Outside Diameter		Imperial Round Bore Diameter					Approximate Weight	
actual	effect	in	mm	in	mm	in					lbs	kg
24	12	5.796	147.22	5.80	147.3	1	1 3/16	1 1/4	1 7/16	1 1/2	1.01	0.46

Shaft-ready round bore sprockets are shipped with keyway and setscrew.

N5700 Thermoplastic Sprocket Metric Information

Number of Teeth		Pitch Diameter		Outside Diameter		Metric Round Bore Diameter					Approximate Weight	
actual	effect	in	mm	in	mm	mm					lbs	kg
24	12	5.796	147.22	5.80	147.3	25	30	35	40	45	1.01	0.46

Shaft-ready round bore sprockets are shipped with keyway and setscrew.

NS5700 Thermoplastic Split Sprocket

Number Of Teeth		Pitch Diameter		Outside Diameter		Bore Diameter (Shaft-Ready)								Bore Diameter (Idler)				Approximate Weight	
						Round				Square				Bore Diameter (Idler)					
						in		mm		in		mm		in		mm			
21	10 1/2	5.089	129.26	5.12	130.0	min	max	min	max	min	max	min	max	min	max	min	max	lbs	kg
23	11 1/2	5.560	141.22	5.59	142.0	1	1 1/2	25	35	-	-	-	-	1	1 1/2	25	35	0.91	0.41
24	12	5.796	147.22	5.81	147.6	1	1 1/2	25	35	-	-	-	-	1	1 1/2	25	35	1.01	0.46
25	12 1/2	6.032	153.21	6.07	154.2	1	1 15/16	25	50	-	-	-	-	1	1 15/16	25	50	1.04	0.47
27	13 1/2	6.504	165.20	6.57	166.9	1	1 1/2	25	35	-	-	-	-	1	1 1/2	25	35	1.04	0.47

Imperial shaft-ready round bore sprockets are shipped with keyway and setscrew. Metric shaft-ready round bore sprockets are shipped with keyway and no setscrew. Idler bores are designed to spin freely on the shaft. 24 tooth sprocket has a Length thru Bore of 1.62 in (41.1 mm).

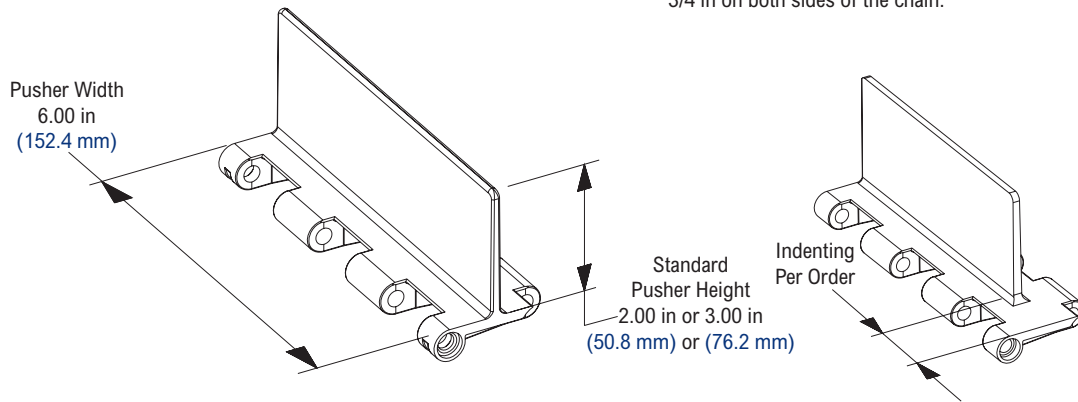
Pusher Attachment (F-Style)

All pusher attachments are molded 6 in (152.4 mm) wide and can be cut down to a minimum height of 1/4 in (6.35 mm).

The F2 designation represents an F-style pusher attachment at a height of 2 in (50.8 mm).

Please indicate if pusher attachments are required every pitch, every second pitch, etc. when ordering. Also, indicate if indents are required in the center, on one or both sides of the chain.

For example, "I would like F2 pusher attachments every 8th pitch indented 3/4 in on both sides of the chain."




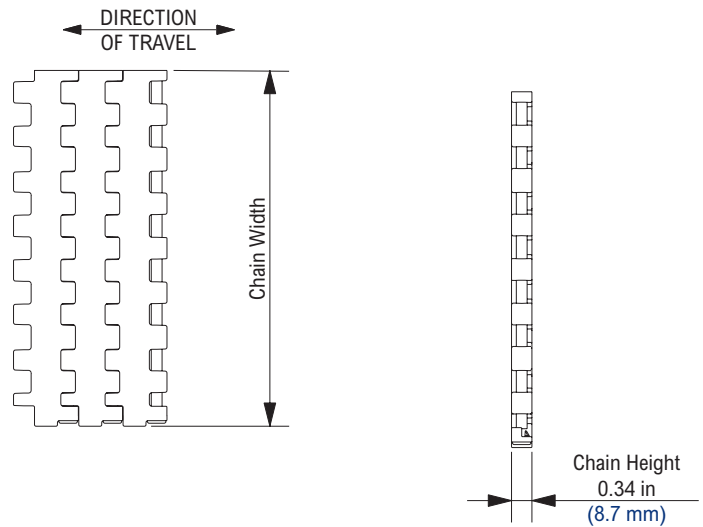


Photo shows 5935 MatTop® Chain molded in Low Friction (LF) material.



Chain Information

Chain Capacity	Number of Sprockets	
	per ft of width	per m of width
0% - 50%	4	13
50% - 75%	6	20
75% - 100%	8	26

Available Materials

Prefix	Chain Material	Standard Pin Material	Temperature						Chain Strength		Approximate Weight		FDA Approval
			Fahrenheit			Celsius							
			min	max		min	max		lbs/ft	N/m	lbs/ft ²	Kg/m ²	
Standard Materials													
HP™	High Performance	Polypropylene	-40	180	150	-40	82	66	900	13,131	1.30	6.35	Yes
HT	High Temperature	Polypropylene	40	220	212	4	104	100	500	7,295	0.92	4.49	Yes
LF	Low Friction	Polypropylene	-40	180	150	-40	82	66	900	13,131	1.30	6.35	Yes
Made-to-Order Materials													
AS	Anti-Static	Polypropylene	0	180	NR	-18	82	NR	540	7,879	1.30	6.35	No
DUV	Plain Acetal Ultraviolet Resistant	Polypropylene	0	180	150	-18	82	66	900	13,131	1.30	6.35	No
FR	Flame Retardant	Polypropylene	0	180	140	-18	82	60	765	11,161	1.30	6.35	No
HUV	High Temp. Ultraviolet Resistant	Polypropylene	40	220	180	4	104	82	500	7,295	0.92	4.49	No
MR	Melt Resistant	Polypropylene	-80	220	NR	-62	104	NR	900	13,131	1.30	6.35	No
P	Chemical Resistant	Polypropylene	0	180	140	-18	82	60	720	10,505	1.30	6.35	Yes
PS®	Platinum Series®	Polypropylene	-40	180	150	-40	82	66	900	13,131	1.30	6.35	Yes
WHP	White High Performance	Polypropylene	-40	180	150	-40	82	66	900	13,131	1.30	6.35	Yes
WHT	White High Temperature	Polypropylene	40	220	212	4	104	100	500	7,295	0.92	4.49	Yes
WLF	White Low Friction	Polypropylene	-40	180	150	-40	82	66	900	13,131	1.30	6.35	Yes

Regulatory Information

The Food and Drug Administration (FDA) accepts certain materials for direct food contact. FDA approved material is compliant to FDA 21 CFR § 177.

Rexnord, MatTop, Platinum Series, HP, and PS are trademarks of Rexnord Corporation.

All rights reserved.

U.S. Patents: 4858753, 5096053, 5020659, 4436200

Additional Notes

MTO (Made-to-Order) products are non-returnable. Minimum order quantity and additional setup charges may also apply.

For chain width information see page MT - WIDTH - 1.

Open area = 2.1%.

Stainless steel pins are available on a made-to-order basis.

Chain strength is listed at room temperature. NR = Not Recommended.

For additional material information, see material portfolio.

5935 V


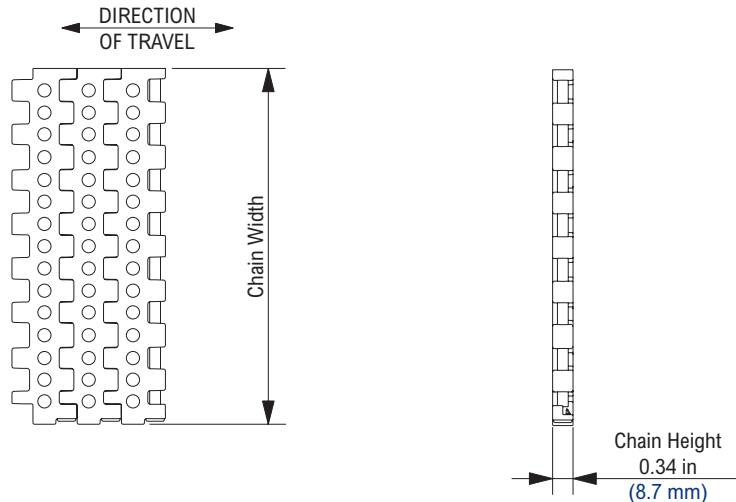
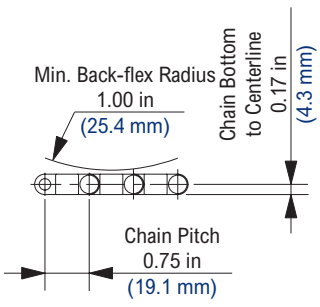


Photo shows 5935 V MatTop® Chain with Vacuum Holes molded in Low Friction (LF) material.



Chain Information

Chain Capacity	Number of Sprockets	
	per ft of width	per m of width
0% - 50%	4	13
50% - 75%	6	20
75% - 100%	8	26



Hole Diameter	Hole Spacing	Holes per Module	Open Area
in	mm	in	mm
1/8	3.18	3/8	9.53
1/8	3.18	3/4	19.05
9/64	3.57	3/4	19.05
9/64	3.57	3/8	9.53
5/32	3.97	3/4	19.05
3/16	4.76	3/4	19.05
7/32	5.56	3/4	19.05
1/4	6.35	3/4	19.05

Standard hole sizes listed per 6 in (152.4 mm) module. All vacuum holes are centered on the chain.

Available Materials

Prefix	Chain Material	Standard Pin Material	Temperature						Chain Strength		Approximate Weight		FDA Approval
			Fahrenheit			Celsius							
			min	max		min	max		lbs/ft	N/m	lbs/ft ²	Kg/m ²	
				dry	wet		dry	wet					
Standard Materials													
LF	Low Friction	Polypropylene	-40	180	150	-40	82	66	900	13,131	1.30	6.35	Yes
Made-to-Order Materials													
FR	Flame Retardant	Polypropylene	0	180	140	-18	82	60	765	11,161	1.30	6.35	No
HP™	High Performance	Polypropylene	-40	180	150	-40	82	66	900	13,131	1.30	6.35	Yes
MR	Melt Resistant	Polypropylene	-80	220	NR	-62	104	NR	900	13,131	1.30	6.35	No
HT	High Temperature	Polypropylene	40	220	212	4	104	100	500	7,295	0.92	4.49	Yes
PS®	Platinum Series®	Polypropylene	-40	180	150	-40	82	66	900	13,131	1.30	6.35	Yes

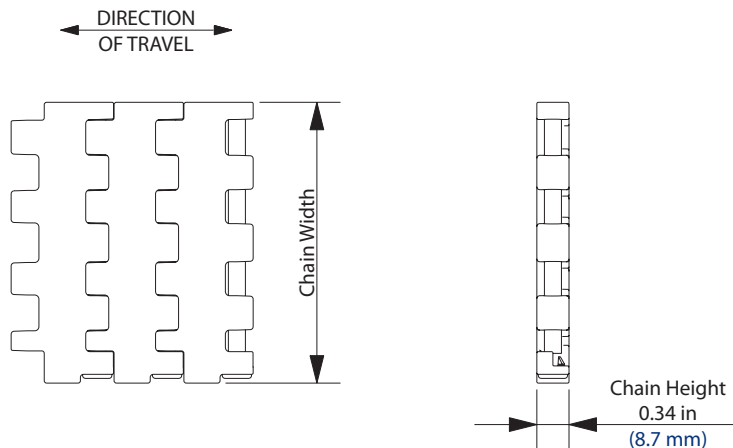

Regulatory Information

The Food and Drug Administration (FDA) accepts certain materials for direct food contact. FDA approved material is compliant to FDA 21 CFR § 177. Rexnord, MatTop, Platinum Series, HP, and PS are trademarks of Rexnord Corporation. All rights reserved. U.S. Patents: 4858753, 5096053, 5020659, 4436200

Additional Notes

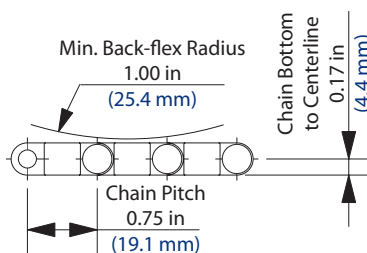
MTO (Made-to-Order) products are non-returnable. Minimum order quantity and additional setup charges may also apply. For chain width information see page MT - WIDTH - 1. Open area is dependent on the number of holes and hole diameters. Number of holes and their location may vary; hole diameters range from 1/16 in (1.6 mm) up to 1/4 in (6.4 mm) diameter in 1/32 in (0.8 mm) increments. Chain strength is listed at room temperature. NR = Not Recommended. For additional material information, see material portfolio.

5935 (MTW)



Chain Information

desc	Chain Width		Number of Sprockets	Chain Strength	
	in	mm		lbs	N
3	3.00	76.2	1	225	1,001



Available Materials

Prefix	Chain Material	Standard Pin Material	Temperature						Approximate Weight		FDA Approval
			Fahrenheit			Celsius					
			min	max dry	max wet	min	max dry	max wet	lbs/ft ²	Kg/m ²	
Standard Materials											
HP™	High Performance	Polypropylene	-40	180	150	-40	82	66	1.30	6.35	Yes
LF	Low Friction	Polypropylene	-40	180	150	-40	82	66	1.30	6.35	Yes
MR	Melt Resistant	Polypropylene	-80	220	NR	-62	104	NR	1.30	6.35	No
Made-to-Order Materials											
HT	High Temperature	Polypropylene	40	220	212	4	104	100	0.92	4.49	Yes
HUV	High Temp. Ultraviolet Resistant	Polypropylene	40	220	180	4	104	82	0.92	4.49	No

Regulatory Information

The Food and Drug Administration (FDA) accepts certain materials for direct food contact. FDA approved material is compliant to FDA 21 CFR § 177.

Rexnord, MatTop, Platinum Series, HP, and PS are trademarks of Rexnord Corporation.

All rights reserved.

U.S. Patents: 4858753, 5096053, 5020659, 4436200

Additional Notes

MTO (Made-to-Order) products are non-returnable. Minimum order quantity and additional setup charges may also apply.

Open area = 2.1%.

Stainless steel pins are available on a made-to-order basis.

Chain strength is listed at room temperature. NR = Not Recommended.

For additional material information, see material portfolio.

5936


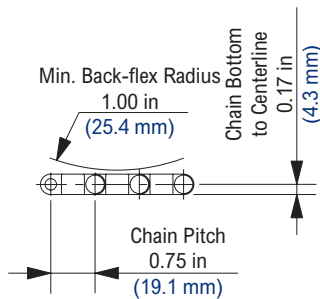
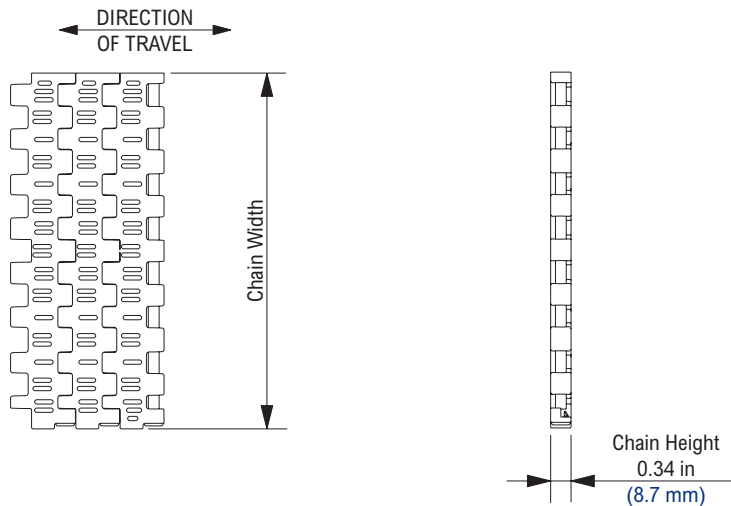


Photo shows 5936 MatTop® Chain molded in Low Friction (LF) material.



Chain Information

Chain Capacity	Number of Sprockets	
	per ft of width	per m of width
0% - 50%	4	13
50% - 75%	6	20
75% - 100%	8	26

Available Materials

Prefix	Chain Material	Standard Pin Material	Temperature						Chain Strength		Approximate Weight		FDA Approval
			Fahrenheit			Celsius							
			min	max		min	max		lbs/ft	N/m	lbs/ft ²	Kg/m ²	
Standard Materials													
HP™	High Performance	Polypropylene	-40	180	150	-40	82	66	900	13,131	1.30	6.35	Yes
HT	High Temperature	Polypropylene	40	220	212	4	104	100	500	7,295	0.92	4.49	Yes
LF	Low Friction	Polypropylene	-40	180	150	-40	82	66	900	13,131	1.30	6.35	Yes
Made-to-Order Materials													
AS	Anti-Static	Polypropylene	0	180	NR	-18	82	NR	540	7,879	1.30	6.35	No
BLT	Blue Low Temperature	Polyethylene	-100	80	80	-73	27	27	250	3,648	1.12	5.47	Yes
DUV	Plain Acetal Ultraviolet Resistant	Polypropylene	0	180	150	-18	82	66	900	13,131	1.30	6.35	No
FR	Flame Retardant	Polypropylene	0	180	140	-18	82	60	765	11,161	1.30	6.35	No
HUV	High Temp. Ultraviolet Resistant	Polypropylene	40	220	180	4	104	82	500	7,295	0.92	4.49	No
MR	Melt Resistant	Polypropylene	-80	220	NR	-62	104	NR	900	13,131	1.30	6.35	No
WHT	White High Temperature	Polypropylene	40	220	212	4	104	100	500	7,295	0.92	4.49	Yes

Regulatory Information

The Food and Drug Administration (FDA) accepts certain materials for direct food contact. FDA approved material is compliant to FDA 21 CFR § 177.

Rexnord, MatTop, Platinum Series, HP, and PS are trademarks of Rexnord Corporation.

All rights reserved.

U.S. Patents: 4858753, 5096053, 5020659, 4436200

Additional Notes

MTO (Made-to-Order) products are non-returnable. Minimum order quantity and additional setup charges may also apply.

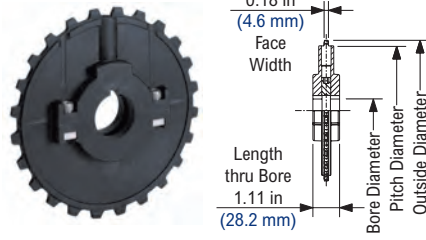
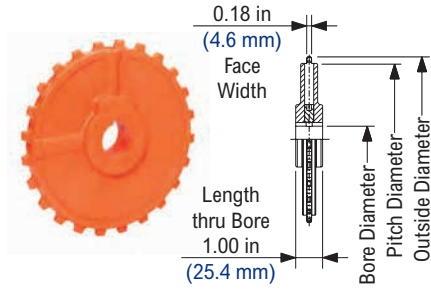
For chain width information see page MT - WIDTH - 1.

Open area = 16.4%.

Stainless steel pins are available on a made-to-order basis.

Chain strength is listed at room temperature. NR = Not Recommended.

For additional material information, see material portfolio.



N5936 Thermoplastic Sprocket Imperial Information

Number of Teeth		Pitch Diameter		Outside Diameter		Hex	Round						Square		Approximate Weight			
actual	effect	in	mm	in	mm		in						lbs	kg				
10	10	2.450	62.23	2.50	63.5	1 1/2	1	-	-	-	-	-	-	-	-	-	0.09	0.04
24	24	5.801	147.35	5.88	149.4	-	1	1 3/16	1 1/4	1 7/16	1 1/2	1 15/16	1 1/2	2	2 1/2	-	0.44	0.20
25	25	6.040	153.42	6.15	156.2	-	-	-	-	-	-	-	-	1 1/2	2	2 1/2	0.48	0.21

Shaft-ready round bore sprockets are shipped with keyway and setscrew.

N5936 Thermoplastic Sprocket Metric Information

Number of Teeth		Pitch Diameter		Outside Diameter		Hex	Round						Square		Approximate Weight			
actual	effect	in	mm	in	mm		mm						lbs	kg				
10	10	2.450	62.23	2.50	63.5	-	25	-	-	-	-	-	-	-	-	-	0.09	0.04
24	24	5.801	147.35	5.88	149.4	-	25	30	35	40	45	50	40	50	-	65	0.44	0.20
25	25	6.040	153.42	6.15	156.2	-	-	-	-	-	-	-	40	50	60	65	0.46	0.21

Shaft-ready round bore sprockets are shipped with keyway and setscrew.

NS5936 Thermoplastic Split Sprocket Information

Number Of Teeth		Pitch Diameter		Outside Diameter		Bore Diameter (Shaft-Ready)								Bore Diameter (Idler)				Approximate Weight	
						Round				Square				in		mm			
						in		mm		in		mm		min	max	min	max		
24	24	5.800	147.32	5.88	149.4	1	2	25	50	1	2 1/2*	25	65*	1	1 15/16	25	50	0.57	0.26

Imperial shaft-ready round bore sprockets are shipped with keyway and setscrew. Metric shaft-ready round bore sprockets are shipped with keyway and no setscrew. Idler bores are designed to spin freely on the shaft.

* The 2-1/2 in and 65 mm bores for the 24 tooth square bore sprocket and all round bore sprockets above 1-15/16 in are supplied as molded bores. All other bores are supplied with split bore adapters.

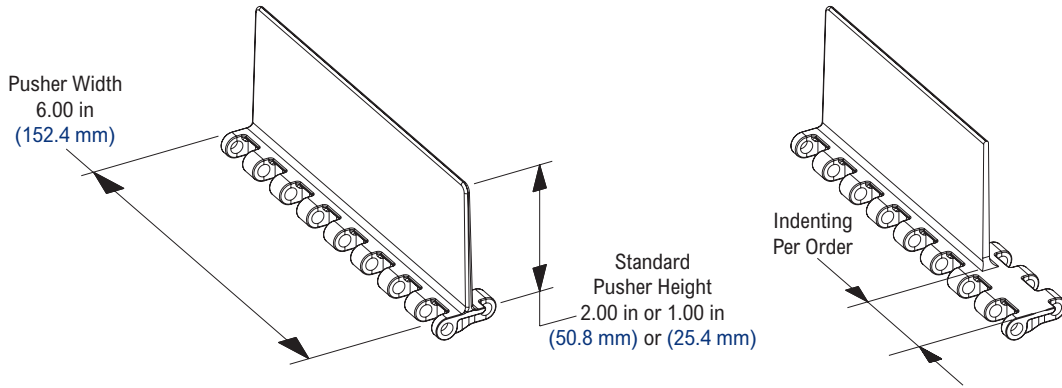
Pusher Attachment (F-Style)

All pusher attachments are molded 6 in (152.4 mm) wide and can be cut down to a minimum height of 1/4 in (6.35 mm).

The F2 designation represents an F-style pusher attachment at a height of 2 in (50.8 mm).

Please indicate if pusher attachments are required every pitch, every second pitch, etc. when ordering. Also, indicate if indents are required in the center, on one or both sides of the chain.

For example, "I would like F2 pusher attachments every 8th pitch indented 3/4 in on both sides of the chain."



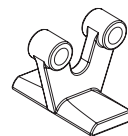
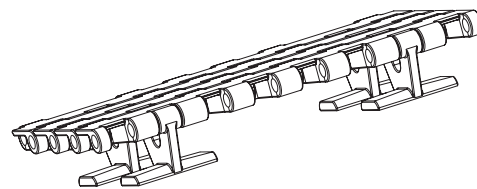
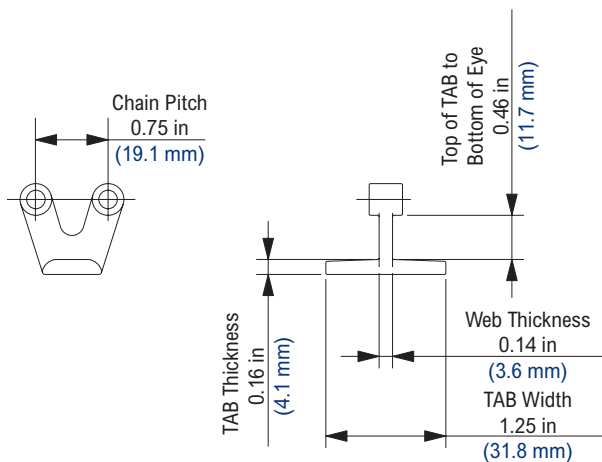
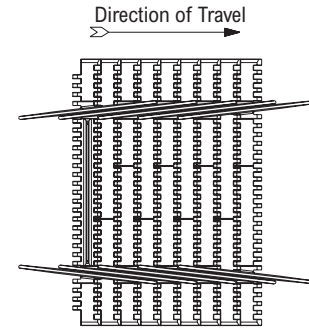
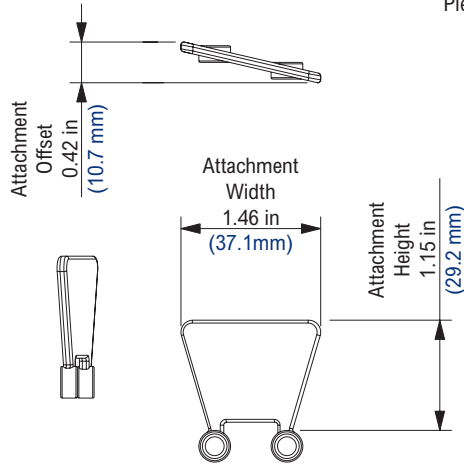
Sideguard Attachment

Please indicate if sideguard attachments are required down one or both sides of the chain when ordering.

Sideguard attachments can be cut down to a minimum height of 1 in (25.4 mm).

If the chain is ordered with both sideguard and pusher attachments, the sideguard attachment will be furnished the same height as the pusher attachment.

Please contact Rexnord if any deviations from this standard are required.



TAB Attachment

Please indicate if hold down TAB attachments are required every second pitch, etc., when ordering.

Please contact Rexnord for specific applications.


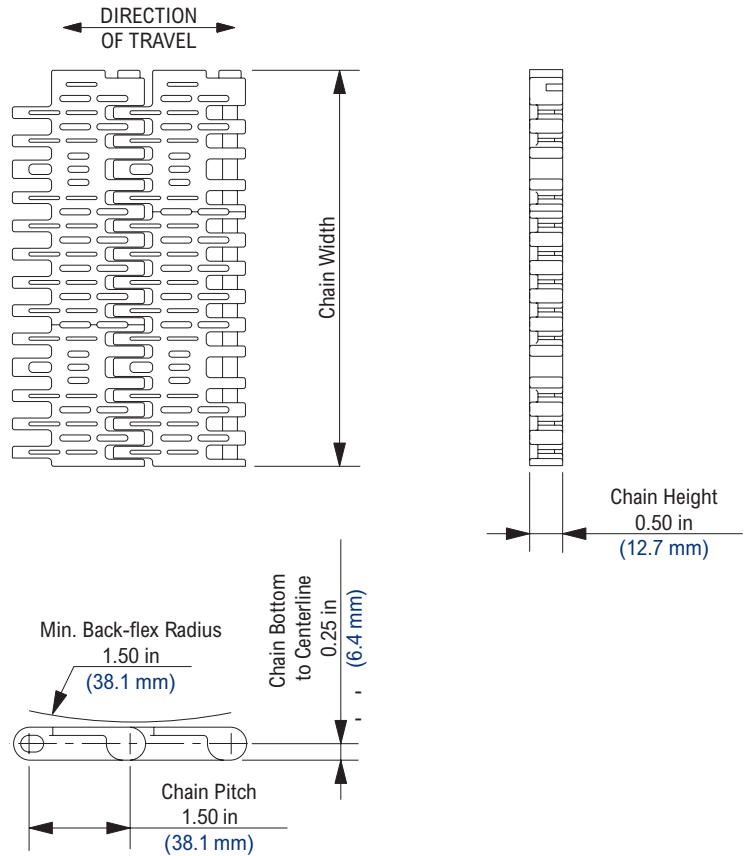


Photo shows 5966 MatTop® Chain molded in White High Temperature (WHT) material.



Chain Information

Chain Capacity	Number of Sprockets	
	per ft of width	per m of width
0% - 50%	2	7
50% - 100%	4	13

Available Materials

Prefix	Chain Material	Standard Pin Material	Temperature						Chain Strength		Approximate Weight		FDA Approval
			Fahrenheit			Celsius							
			min	max dry	max wet	min	max dry	max wet	lbs/ft	N/m	lbs/ft ²	Kg/m ²	
Standard Materials													
LF	Low Friction	Polypropylene	-40	180	150	-40	82	66	1,500	21,885	1.60	7.81	Yes
WHT	White High Temperature	Polypropylene	40	220	212	4	104	100	900	13,131	1.00	4.88	Yes
WLT	White Low Temperature	Polyethylene	-100	80	80	-73	27	27	600	8,754	1.10	5.37	Yes
Made-to-Order Materials													
BLT	Blue Low Temperature	Polyethylene	-100	80	80	-73	27	27	600	8,754	1.10	5.37	Yes
DUV	Plain Acetal Ultraviolet Resistant	Polypropylene	0	180	150	-18	82	66	1,500	21,885	1.60	7.81	No
HUV	High Temp. Ultraviolet Resistant	Polypropylene	40	220	180	4	104	82	900	13,131	1.60	7.81	No
LUV	Low Temp. Ultraviolet Resistant	Polyethylene	-40	80	80	-40	27	27	600	8,754	1.10	5.37	No
RHT	Red High Temperature	Polypropylene	40	220	212	4	104	100	900	13,131	1.00	4.88	Yes

Regulatory Information

The Food and Drug Administration (FDA) accepts certain materials for direct food contact. FDA approved material is compliant to FDA 21 CFR § 177.

Rexnord and MatTop are trademarks of Rexnord Corporation.

All rights reserved.

U.S. Patents: 4858753, 5096053, 5020659

Additional Notes

MTO (Made-to-Order) products are non-returnable. Minimum order quantity and additional setup charges may also apply.

For chain width information see page MT - WIDTH - 1.

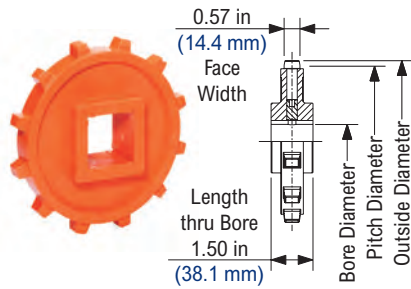
Open area = 30.9%.

Stainless steel pins are available on a made-to-order basis.

Chain strength is listed at room temperature. NR = Not Recommended.

For additional material information, see material portfolio.

N5966 Thermoplastic Sprocket



N5966 Thermoplastic Sprocket Imperial Information

Number Of Teeth		Pitch Diameter		Outside Diameter		Bore Diameter (Shaft-Ready)											Approximate Weight		
						Hex		Round						Square					
actual	effect	in	mm	in	mm	in											lbs	kg	
8	8	4.00	101.6	4.001	101.63	-	-	-	-	-	-	-	-	-	1 1/2	-	-	0.53	0.24
12	12	5.92	150.4	5.915	150.24	1 1/2	2	1	1 3/16	1 1/4	1 7/16	1 1/2	1 15/16	1 1/2	2	2 1/2		0.73	0.33

N5966 Thermoplastic Sprocket Metric Information

Number Of Teeth		Pitch Diameter		Outside Diameter		Bore Diameter (Shaft-Ready)							Approximate Weight	
						Round				Square				
actual	effect	in	mm	in	mm	mm							lbs	kg
8	8	4.00	101.6	4.001	101.63	-	-	-	-	40.00	-	-	0.53	0.24
12	12	5.92	150.4	5.915	150.24	30.00	35.00	40.00	50.00	40.00	50.00	65.00	0.73	0.33

Shaft-ready round bore sprockets are shipped with keyway and setscrew.

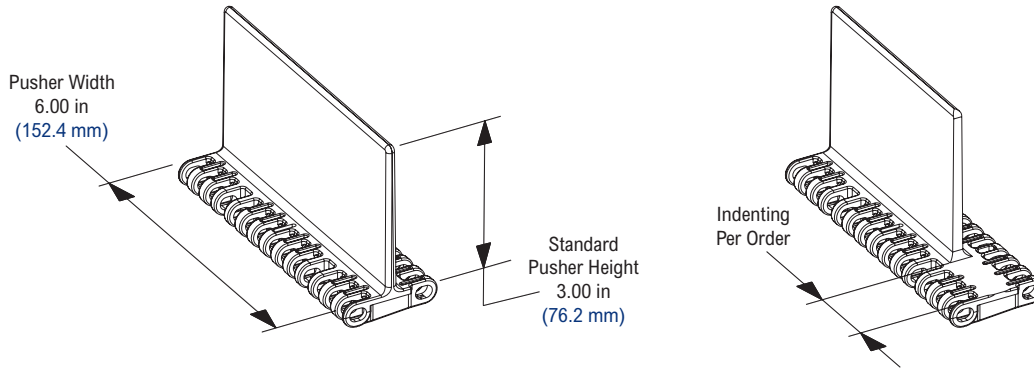
Pusher Attachment (F-Style)

All pusher attachments are molded 6 in (152.4 mm) wide and can be cut down to a minimum height of 1/4 in (6.35 mm).

The F3 designation represents an F-style pusher attachment at a height of 3 in (76.2 mm).

Please indicate if pusher attachments are required every pitch, every second pitch, etc. when ordering. Also, indicate if indents are required in the center, on one or both sides of the chain.

For example, "I would like F3 pusher attachments every 8th pitch indented 3/4 in on both sides of the chain."



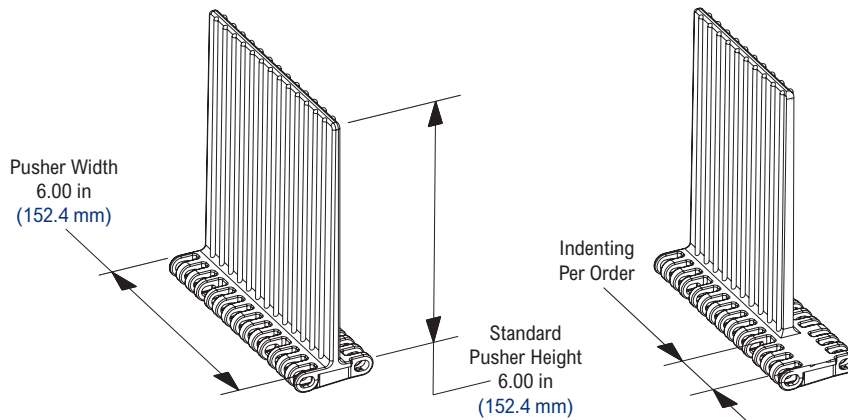
Pusher Attachment (Ribbed)

All pusher attachments are molded 6 in (152.4 mm) wide and can be cut down to a minimum height of 1/4 in (6.35 mm).

The F6 designation represents an F-style pusher attachment at a height of 6 in (152.4 mm).

Please indicate if pusher attachments are required every pitch, every second pitch, etc. when ordering. Also, indicate if indents are required in the center, on one or both sides of the chain.

For example, "I would like F6 pusher attachments every 8th pitch indented 3/4 in on both sides of the chain."



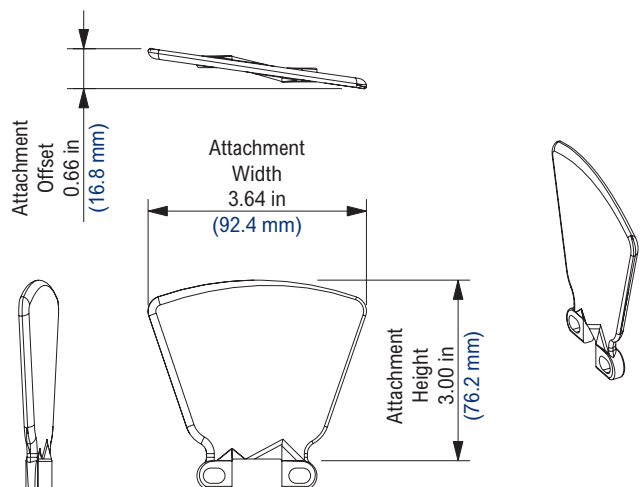
Sideguard Attachment

Please indicate if sideguard attachments are required down one or both sides of the chain when ordering.

Sideguard attachments can be cut down to a minimum height of 1 in (25.4 mm).

If the chain is ordered with both sideguard and pusher attachments, the sideguard attachment will be furnished the same height as the pusher attachment.

Please contact Rexnord if any deviations from this standard are required.



5995


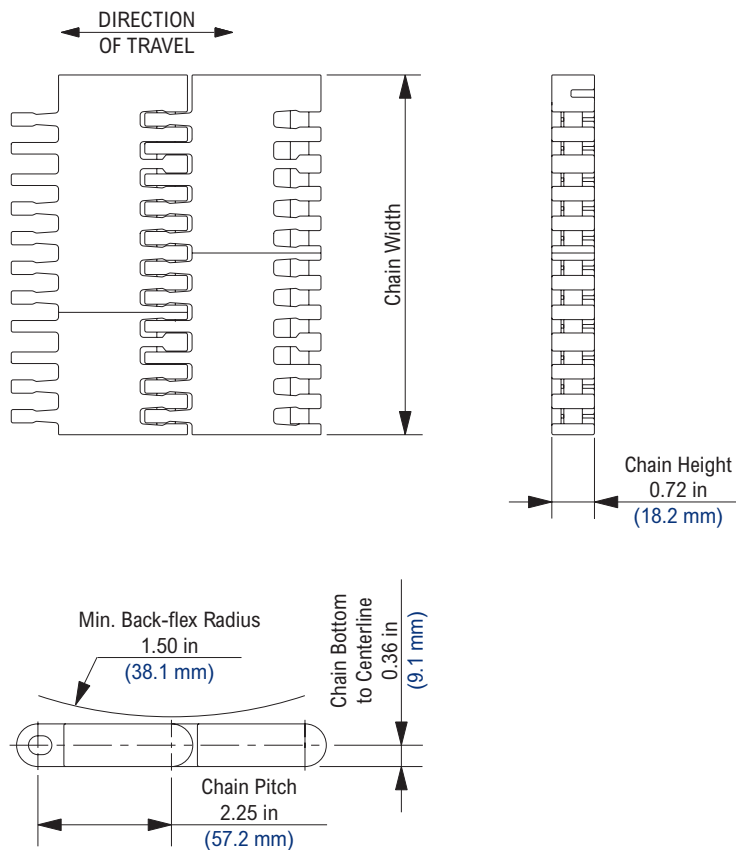


Photo shows 5995 MatTop® Chain molded in White Cut Resistant (WSM) material.



Chain Information

Chain Capacity	Number of Sprockets	
	per ft of width	per m of width
0% - 50%	2	7
50% - 100%	4	13

Available Materials

Prefix	Chain Material	Standard Pin Material	Temperature						Chain Strength		Approximate Weight		FDA Approval
			Fahrenheit			Celsius							
			min	max		min	max		lbs/ft	N/m	lbs/ft ²	Kg/m ²	
			dry	wet		dry	wet						
Standard Materials													
WLT	White Low Temperature	Polyethylene	-100	80	80	-73	27	27	1,600	23,344	2.30	11.23	Yes
WSM	White Cut Resistant	Polypropylene	-40	180	150	-40	82	66	3,500	51,065	3.00	14.65	Yes
Made-to-Order Materials													
DUV	Plain Acetal Ultraviolet Resistant	Polypropylene	0	180	150	-18	82	66	3,500	51,065	3.00	14.65	No
HUV	High Temp. Ultraviolet Resistant	Polypropylene	40	220	180	4	104	82	2,400	35,016	2.20	10.74	No
LF	Low Friction	Polypropylene	-40	180	150	-40	82	66	3,500	51,065	3.00	14.65	Yes
LUV	Low Temp. Ultraviolet Resistant	Polyethylene	-40	80	80	-40	27	27	1,600	23,344	2.30	11.23	No
WHT	White High Temperature	Polypropylene	40	220	212	4	104	100	2,400	35,016	2.20	10.74	Yes

Regulatory Information

The Food and Drug Administration (FDA) accepts certain materials for direct food contact. FDA approved material is compliant to FDA 21 CFR § 177.

Rexnord and MatTop are trademarks of Rexnord Corporation
All rights reserved.

U.S. Patents: 4858753, 5096053, 5020659

Additional Notes

MTO (Made-to-Order) products are non-returnable. Minimum order quantity and additional setup charges may also apply.

For chain width information see page MT - WIDTH - 1.

Open area = 12.0%.

Stainless steel pins are available on a made-to-order basis.

Chain strength is listed at room temperature. NR = Not Recommended.

For additional material information, see material portfolio.

5996


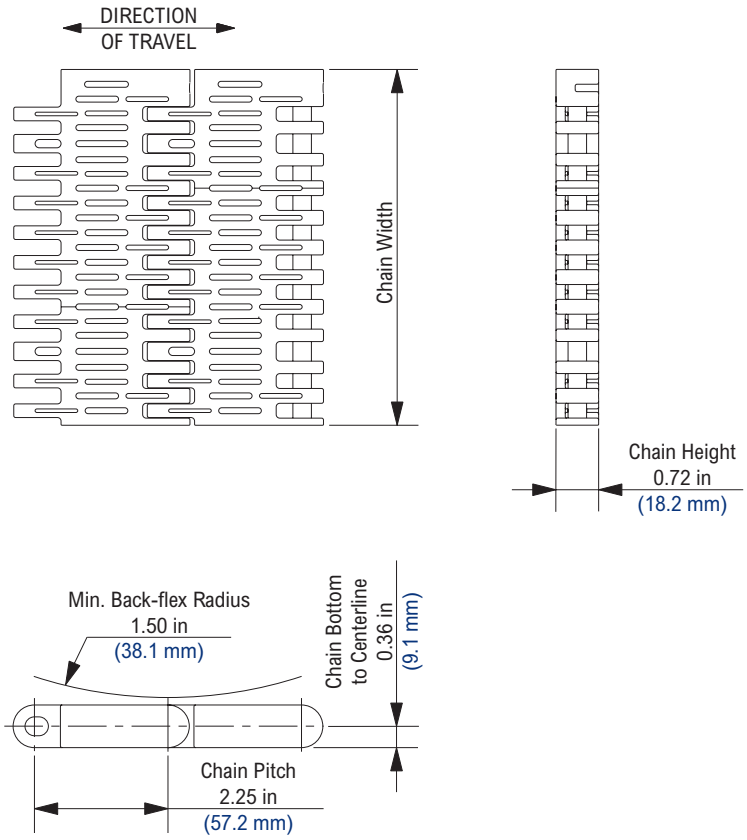


Photo shows 5996 MatTop® Chain molded in Low Friction (LF) material.



Chain Information

Chain Capacity	Number of Sprockets	
	per ft of width	per m of width
0% - 50%	2	7
50% - 100%	4	13

Available Materials

Prefix	Chain Material	Standard Pin Material	Temperature						Chain Strength		Approximate Weight		FDA Approval
			Fahrenheit			Celsius							
			min	max		min	max		lbs/ft	N/m	lbs/ft ²	Kg/m ²	
Standard Materials													
HUV	High Temp. Ultraviolet Resistant	Polypropylene	40	220	180	4	104	82	2,400	35,016	1.70	8.30	No
LF	Low Friction	Polypropylene	-40	180	150	-40	82	66	3,500	51,065	1.60	7.81	Yes
WHT	White High Temperature	Polypropylene	40	220	212	4	104	100	2,400	35,016	1.70	8.30	Yes
WLT	White Low Temperature	Polyethylene	-100	80	80	-73	27	27	1,600	23,344	1.10	5.37	Yes
Made-to-Order Materials													
BLT	Blue Low Temperature	Polyethylene	-100	80	80	-73	27	27	1,600	23,344	1.80	8.79	Yes
BSM	Black Cut Resistant	Polypropylene	-40	180	150	-40	82	66	3,500	51,065	2.30	11.23	Yes
DUV	Plain Acetal Ultraviolet Resistant	Polypropylene	0	180	150	-18	82	66	3,500	51,065	2.30	11.23	No
HP™	High Performance	Polypropylene	-40	180	150	-40	82	66	3,500	51,065	2.30	11.23	Yes
LUV	Low Temp. Ultraviolet Resistant	Polyethylene	-40	80	80	-40	27	27	1,600	23,344	1.80	8.79	No
RHT	Red High Temperature	Polypropylene	40	220	212	4	104	100	2,400	35,016	1.70	8.30	Yes
WLF	White Low Friction	Polypropylene	-40	180	150	-40	82	66	3,500	51,065	2.30	11.23	Yes

Regulatory Information

The Food and Drug Administration (FDA) accepts certain materials for direct food contact. FDA approved material is compliant to FDA 21 CFR § 177.

Rexnord and MatTop are trademarks of Rexnord Corporation.

All rights reserved.

U.S. Patents: 4858753, 5096053, 5020659

Additional Notes

MTO (Made-to-Order) products are non-returnable. Minimum order quantity and additional setup charges may also apply.

For chain width information see page MT - WIDTH - 1.

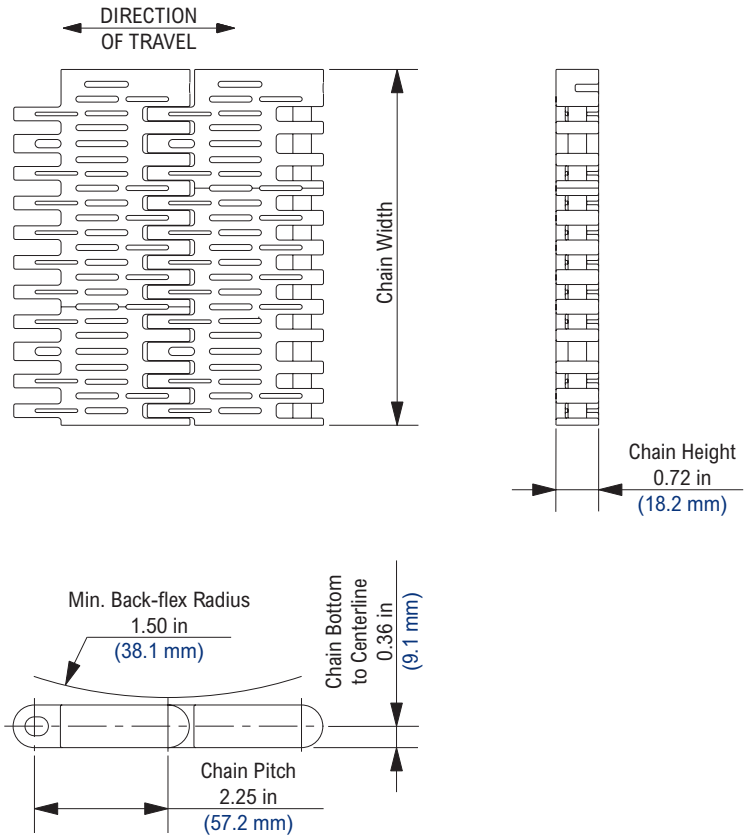
Open area = 22.1%.

Chain strength is listed at room temperature. NR = Not Recommended.

For additional material information, see material portfolio.



Photo shows 5996 MatTop® Chain molded in White Special Acetal Antimicrobial (WSA) material.



Chain Information

Chain Capacity	Number of Sprockets	
	per ft of width	per m of width
0% - 50%	2	7
50% - 100%	4	13

Available Materials

Prefix	Chain Material	Standard Pin Material	Temperature						Chain Strength		Approximate Weight		FDA Approval
			Fahrenheit			Celsius							
			min	max		min	max		lbs/ft	N/m	lbs/ft ²	Kg/m ²	
Made-to-Order Materials													
BLA	Blue Low Temperature Antimicrobial	Polyethylene	-100	80	80	-73	27	27	1,600	23,344	1.80	8.79	***
GLD	Grey Low Temp. Detectable Animicrobial	Polyethylene	-100	80	80	-73	27	27	1,600	23,344	1.80	8.79	***
GSA	Grey Special Acetal Antimicrobial	Polypropylene	-40	180	150	-40	82	66	3,500	51,065	2.30	11.23	***
RLD	Red Low Temp. Detectable Animicrobial	Polyethylene	-100	80	80	-73	27	27	1,600	23,344	1.80	8.79	***
THD	Tan High Temp. Detectable Antimicrobial	Polypropylene	40	220	212	4	104	100	2,400	35,016	1.70	8.30	***
WHA	White High Temperature Antimicrobial	Polypropylene	40	220	212	4	104	100	2,400	35,016	1.70	8.30	***
WLA	White Low Temperature Antimicrobial	Polyethylene	-100	80	80	-73	27	27	1,600	23,344	1.80	8.79	***
WSA	White Special Acetal Antimicrobial	Polypropylene	-40	180	150	-40	82	66	3,500	51,065	2.30	11.23	***



These materials will not protect the user against food-borne illness. Formulated to inhibit the growth of bacteria, mold and mildew that may cause discoloration, odor or degradation of the MatTop® chain. Always maintain good hygiene, proper cleaning procedures are still required. Microban is a registered trademark of Microban Products Company.

Regulatory Information

*** These materials meet the end-test requirements as specified by FDA 21CFR 177.1520 (c), the FDA requirement for polyolefin materials intended for direct food contact. All components of these materials are either compliant for food contact as listed by the FDA or regulated by the EPA.

Rexnord, MatTop and HP are trademarks of Rexnord Corporation.

All rights reserved.

U.S. Patents: 4858753, 5096053, 5020659

Additional Notes

MTO (Made-to-Order) products are non-returnable. Minimum order quantity and additional setup charges may also apply.

For chain width information see page MT - WIDTH - 1.

Open area = 22.1%.

Stainless steel pins are available on a made-to-order basis.

The ability to detect plastic particles will vary due to sensitivity of individual metal detectors. All components may not be detectable.

Chain strength is listed at room temperature. NR = Not Recommended.

For additional material information, see material portfolio.

5997


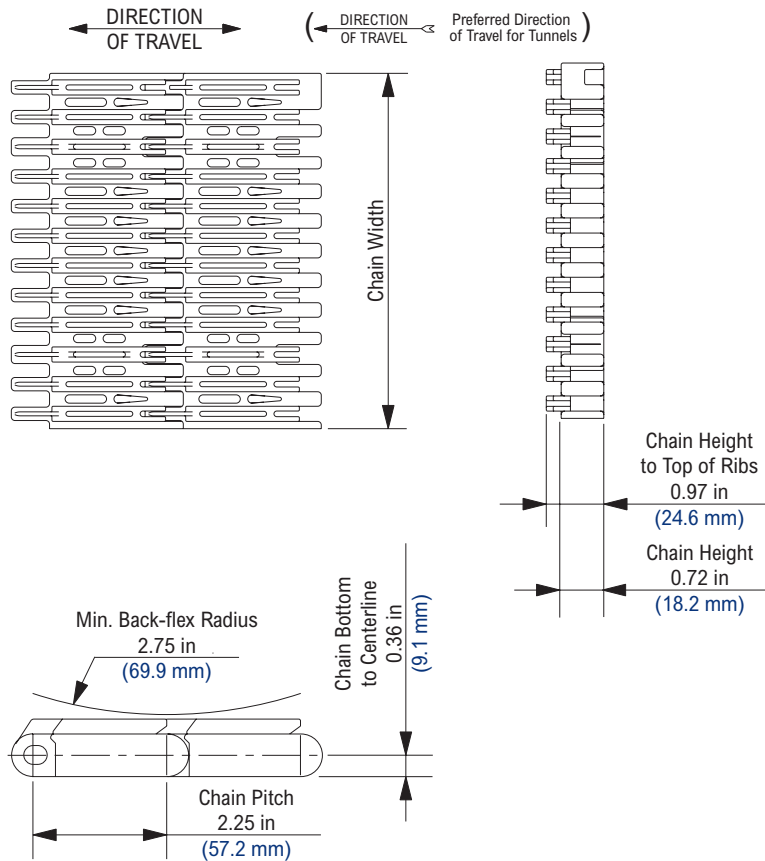


Photo shows 5997 MatTop® Chain, molded in High Temperature (HT) material.



Chain Information

Chain Capacity	Number of Sprockets			
	with Transfer Comb		without Transfer Comb	
	per ft	per m	per ft	per m
0% - 50%	4	13	2	7
50% - 100%	4	13	4	13

Available Materials

Prefix	Chain Material	Standard Pin Material	Temperature						Chain Strength		Approximate Weight		FDA Approval
			Fahrenheit			Celsius							
			min	max		min	max		lbs/ft	N/m	lbs/ft ²	Kg/m ²	
Standard Materials													
HT	High Temperature	Polypropylene	40	220	212	4	104	100	2,400	35,016	2.20	10.74	Yes
USP	Ultra Stabilized Polypropylene	Polypropylene	40	220	212	4	104	100	2,400	35,016	2.20	10.74	Yes
Made-to-Order Materials													
WHT	White High Temperature	Polypropylene	40	220	212	4	104	100	2,400	35,016	2.20	10.74	Yes

Regulatory Information

The Food and Drug Administration (FDA) accepts certain materials for direct food contact. FDA approved material is compliant to FDA 21 CFR § 177.

Rexnord and MatTop are trademarks of Rexnord Corporation.

All rights reserved.

U.S. Patents: 4858753, 5096053, 5020659

Additional Notes

MTO (Made-to-Order) products are non-returnable. Minimum order quantity and additional setup charges may also apply.

For chain width information see page MT - WIDTH - 1.

Open area = 22.3%.

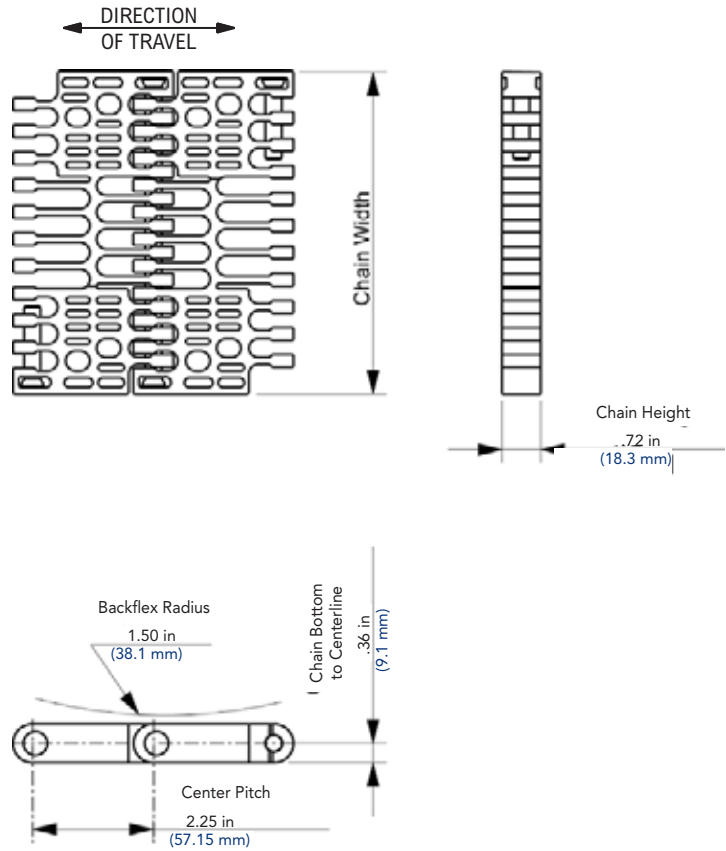
Stainless steel pins are available on a made-to-order basis.

Chain strength is listed at room temperature. NR = Not Recommended.

For additional material information, see material portfolio.



Photo shows 5998 MatTop® Chain molded in White High Temperature (WHT) material.



Chain Information

Chain Capacity	Number of Sprockets	
	per ft of width	per m of width
0% - 50%	2	7
50% - 100%	4	13

Available Materials

Prefix	Chain Material	Standard Pin Material	Temperature						Chain Strength		Approximate Weight		FDA Approval
			Fahrenheit			Celsius							
			min	max		min	max		lbs/ft	N/m	lbs/ft ²	Kg/m ²	
Standard Materials													
HUV	High Temp. Ultraviolet Resistance	Polypropylene	40	220	180	4	104	82	2,400	35,016	1.70	8.30	No
WHT	White High Temperature	Polypropylene	40	220	212	4	104	100	2,400	35,016	1.70	8.30	Yes
WLT	White Low Temperature	Polyethylene	-100	80	80	-73	27	27	1,600	23,344	1.80	8.79	Yes
Made-to-Order Materials													
BLT	Blue Low Temperature	Polyethylene	-100	80	80	-73	27	27	1,600	23,344	1.80	8.79	Yes
DUV	Plain Acetal Ultraviolet Resistant	Polypropylene	0	180	150	-18	82	66	3,500	51,065	2.30	11.23	No
HS	Heat Stabilized	Polypropylene	-40	220	212	-40	104	100	3,500	51,065	2.30	11.23	No
HT	High Temperature	Polypropylene	40	220	212	4	104	100	2,400	35,016	1.70	8.30	Yes
LUV	Low Temp. Ultraviolet Resistant	Polyethylene	-40	80	80	-40	27	27	1,600	23,344	1.80	8.79	No
RHT	Red High Temperature	Polypropylene	40	220	212	4	104	100	2,400	35,016	1.70	8.30	Yes
WD	White Plain Acetal	Polypropylene	-40	180	150	-40	82	66	3,500	51,065	2.30	11.23	Yes

Regulatory Information

The Food and Drug Administration (FDA) accepts certain materials for direct food contact. FDA approved material is compliant to FDA 21 CFR § 177.

Rexnord, MatTop and HP are trademarks of Rexnord Corporation.

All rights reserved.

U.S. Patents: 5816390, 5573106

Additional Notes

MTO (Made-to-Order) products are non-returnable. Minimum order quantity and additional setup charges may also apply.

For chain width information see page MT - WIDTH - 1.

Open area = 45.0%.

Stainless steel pins are available on a made-to-order basis.

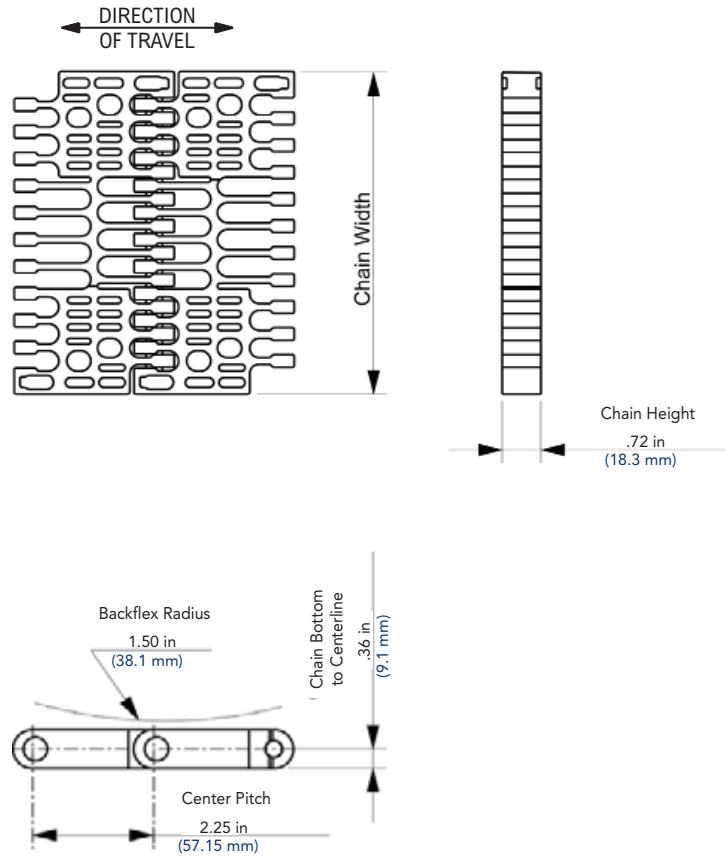
Chain strength is listed at room temperature. NR = Not Recommended.

For additional material information, see material portfolio.

5998



Photo shows 5998 MatTop® Chain molded in White Special Acetal Antimicrobial (WSA) material.



Chain Information

Chain Capacity	Number of Sprockets	
	per ft of width	per m of width
0% - 50%	2	7
50% - 100%	4	13

Available Materials

Prefix	Chain Material	Standard Pin Material	Temperature						Chain Strength		Approximate Weight		FDA Approval
			Fahrenheit			Celsius							
			min	max		min	max		lbs/ft	N/m	lbs/ft ²	Kg/m ²	
Made-to-Order Materials													
BHA	Blue High Temperature Antimicrobial	Polypropylene	40	220	212	4	104	100	2,400	35,016	1.70	8.30	***
BLA	Blue Low Temperature Antimicrobial	Polyethylene	-100	80	80	-73	27	27	1,600	23,344	1.80	8.79	***
RLD	Red Low Temp. Detectable Antimicrobial	Polyethylene	-100	80	80	-73	27	27	1,600	23,344	1.80	8.79	***
WHA	White High Temperature Antimicrobial	Polypropylene	40	220	212	4	104	100	2,400	35,016	1.70	8.30	***
WLA	White Low Temperature Antimicrobial	Polyethylene	-100	80	80	-73	27	27	1,600	23,344	1.80	8.79	***
WSA	White Special Acetal Antimicrobial	Polypropylene	-40	180	150	-40	82	66	3,500	51,065	2.30	11.23	***

Regulatory Information

*** These materials meet the end-test requirements as specified by FDA 21CFR 177.1520 (c), the FDA requirement for polyolefin materials intended for direct food contact. All components of these materials are either compliant for food contact as listed by the FDA or regulated by the EPA.

Rexnord, MatTop and HP are trademarks of Rexnord Corporation.

All rights reserved.

U.S. Patents: 5816390, 5573106

Additional Notes

MTO (Made-to-Order) products are non-returnable. Minimum order quantity and additional setup charges may also apply.

For chain width information see page MT - WIDTH - 1.

Open area = 45.0%.

Stainless steel pins are available on a made-to-order basis.

The ability to detect plastic particles will vary due to sensitivity of individual metal detectors. All components may not be detectable.

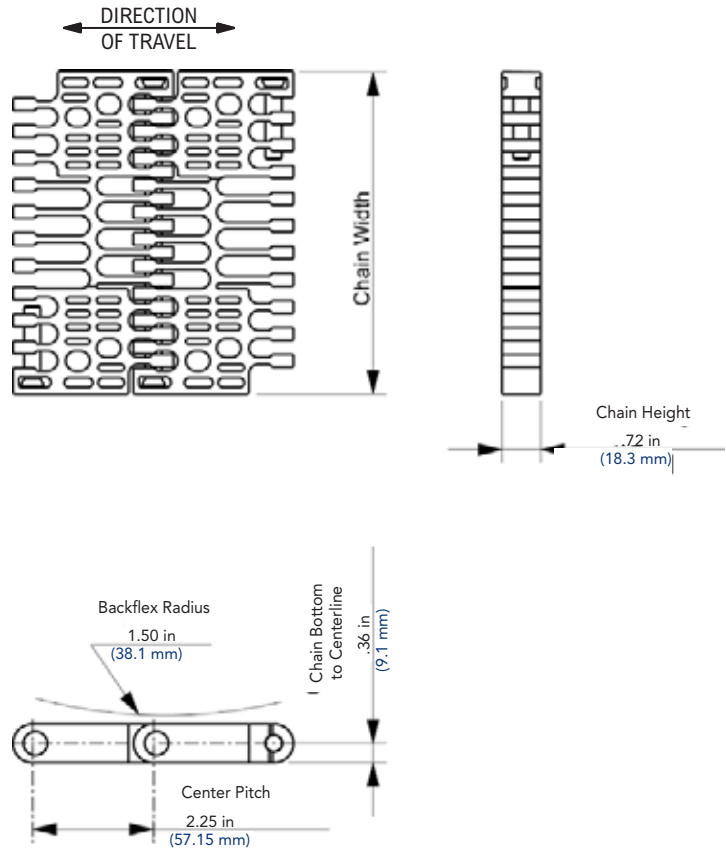
Chain strength is listed at room temperature. NR = Not Recommended.

For additional material information, see material portfolio.

5998 HD



Photo shows 5998 HD MatTop® Chain molded in White High Temperature (WHT) material.



Chain Information

Chain Capacity	Number of Sprockets	
	per ft of width	per m of width
0% - 50%	2	7
50% - 100%	4	13

Available Materials

Prefix	Chain Material	Standard Pin Material	Temperature						Chain Strength		Approximate Weight		FDA Approval
			Fahrenheit			Celsius							
			min	max		min	max		lbs/ft	N/m	lbs/ft ²	Kg/m ²	
Standard Materials													
HUV	High Temp. Ultraviolet Resistance	Polypropylene	40	220	180	4	104	82	2,400	35,016	1.70	8.30	No
WHT	White High Temperature	Polypropylene	40	220	212	4	104	100	2,400	35,016	1.70	8.30	Yes
WLT	White Low Temperature	Polyethylene	-100	80	80	-73	27	27	1,600	23,344	1.80	8.79	Yes
Made-to-Order Materials													
BLT	Blue Low Temperature	Polyethylene	-100	80	80	-73	27	27	1,600	23,344	1.80	8.79	Yes
DUV	Plain Acetal Ultraviolet Resistant	Polypropylene	0	180	150	-18	82	66	3,500	51,065	2.30	11.23	No
HS	Heat Stabilized	Polypropylene	-40	220	212	-40	104	100	3,500	51,065	2.30	11.23	No
HT	High Temperature	Polypropylene	40	220	212	4	104	100	2,400	35,016	1.70	8.30	Yes
LUV	Low Temp. Ultraviolet Resistant	Polyethylene	-40	80	80	-40	27	27	1,600	23,344	1.80	8.79	No
RHT	Red High Temperature	Polypropylene	40	220	212	4	104	100	2,400	35,016	1.70	8.30	Yes
WD	White Plain Acetal	Polypropylene	-40	180	150	-40	82	66	3,500	51,065	2.30	11.23	Yes

Regulatory Information

The Food and Drug Administration (FDA) accepts certain materials for direct food contact. FDA approved material is compliant to FDA 21 CFR § 177.

Rexnord, MatTop and HP are trademarks of Rexnord Corporation.

All rights reserved.

U.S. Patents: 5816390, 5573106

Additional Notes

MTO (Made-to-Order) products are non-returnable. Minimum order quantity and additional setup charges may also apply.

For chain width information see page MT - WIDTH - 1.

Open area = 45.0%.

Stainless steel pins are available on a made-to-order basis.

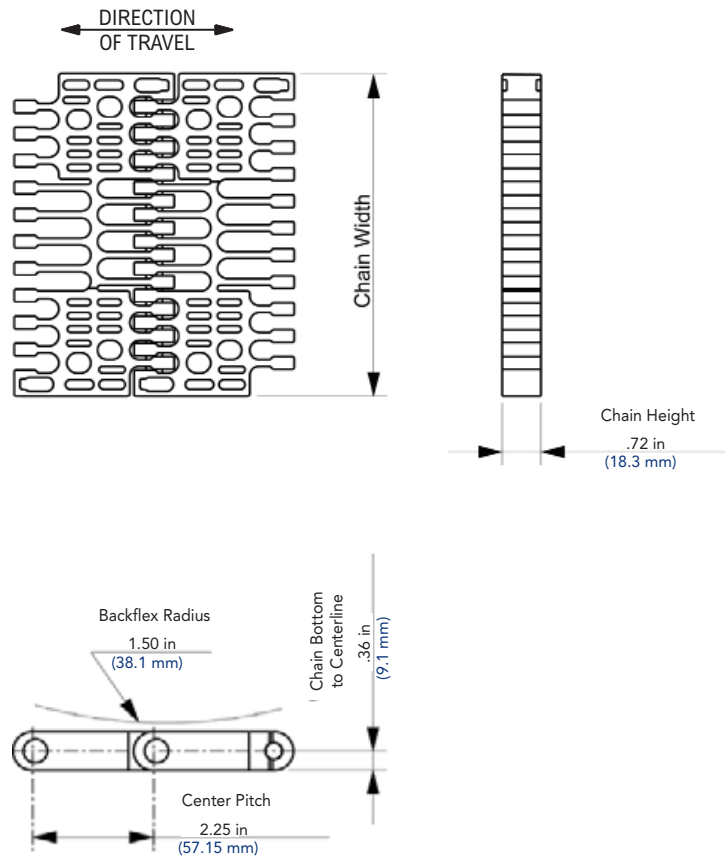
Chain strength is listed at room temperature. NR = Not Recommended.

For additional material information, see material portfolio.

5998 HD



Photo shows 5998 HD MatTop® Chain molded in White Special Acetal Antimicrobial (WSA) material.



Chain Information

Chain Capacity	Number of Sprockets	
	per ft of width	per m of width
0% - 50%	2	7
50% - 100%	4	13

Available Materials

Prefix	Chain Material	Standard Pin Material	Temperature						Chain Strength		Approximate Weight		FDA Approval
			Fahrenheit			Celsius							
			min	max		min	max		lbs/ft	N/m	lbs/ft ²	Kg/m ²	
Made-to-Order Materials													
BHA	Blue High Temperature Antimicrobial	Polypropylene	40	220	212	4	104	100	2,400	35,016	1.70	8.30	***
BLA	Blue Low Temperature Antimicrobial	Polyethylene	-100	80	80	-73	27	27	1,600	23,344	1.80	8.79	***
RLD	Red Low Temp. Detectable Antimicrobial	Polyethylene	-100	80	80	-73	27	27	1,600	23,344	1.80	8.79	***
WHA	White High Temperature Antimicrobial	Polypropylene	40	220	212	4	104	100	2,400	35,016	1.70	8.30	***
WLA	White Low Temperature Antimicrobial	Polyethylene	-100	80	80	-73	27	27	1,600	23,344	1.80	8.79	***
WSA	White Special Acetal Antimicrobial	Polypropylene	-40	180	150	-40	82	66	3,500	51,065	2.30	11.23	***

Regulatory Information

*** These materials meet the end-test requirements as specified by FDA 21CFR 177.1520 (c), the FDA requirement for polyolefin materials intended for direct food contact. All components of these materials are either compliant for food contact as listed by the FDA or regulated by the EPA.

Rexnord, MatTop and HP are trademarks of Rexnord Corporation.

All rights reserved.

U.S. Patents: 5816390, 5573106

Additional Notes

MTO (Made-to-Order) products are non-returnable. Minimum order quantity and additional setup charges may also apply.

For chain width information see page MT - WIDTH - 1.

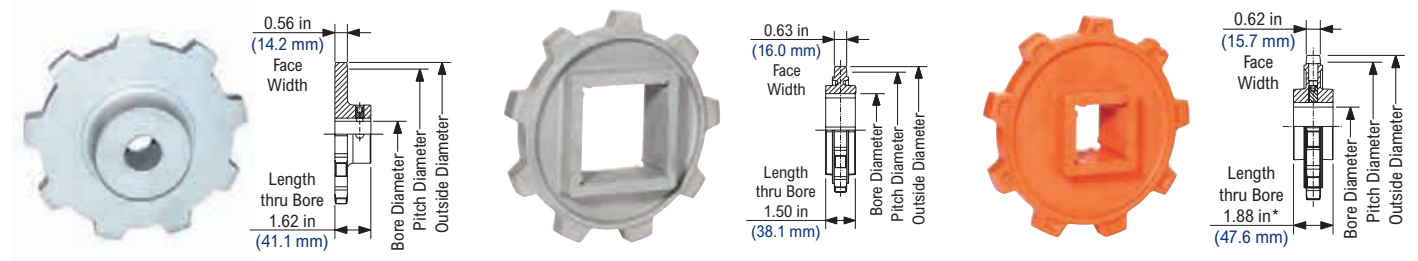
Open area = 45.0%.

Stainless steel pins are available on a made-to-order basis.

The ability to detect plastic particles will vary due to sensitivity of individual metal detectors. All components may not be detectable.

Chain strength is listed at room temperature. NR = Not Recommended.

For additional material information, see material portfolio.



5996 Cast Iron Sprocket Information

Number Of Teeth		Pitch Diameter		Outside Diameter		Bore Diameter (Shaft-Ready)								Bore Diameter (Round)				Approximate Weight	
						Round				Square				in		mm			
						in	mm	in	mm	in	mm	in	mm	min	max	min	max		
actual	effect	in	mm	in	mm	min	max	min	max	min	max	min	max	min	max	min	max	lbs	kg
9	9	6.579	167.11	6.46	164.1	1	2	-	-	-	-	-	-	1	2	-	-	4.08	1.85

Shaft-ready round bore sprockets are shipped with keyway and setscrew.

SS5996 Stainless Steel Sprocket Information

Number Of Teeth		Pitch Diameter		Outside Diameter		Bore Diameter (Shaft-Ready)								Bore Diameter (Round)		Approximate Weight	
						Round				Square				in	mm		
						in	mm	in	mm	in	mm	in	mm				
actual	effect	in	mm	in	mm	in	mm	in	mm	in	mm	in	mm	lbs	kg		
9	9	6.579	167.11	6.46	164.1	-	-	2 1/2	-	-	-	-	-	4.82	2.19		
14	14	10.111	256.82	9.98	253.5	-	-	2 1/2	-	-	-	-	-	7.50	3.40		

N5996 Thermoplastic Sprocket Molded in Acetal (POM) — Imperial Information

Number of Teeth		Pitch Diameter		Outside Diameter		Imperial Bore Diameter														Approximate Weight				
						Hex						Round						Square						
						in	mm	in	mm	in	mm	in	mm	in	mm	in	mm	in	mm					
actual	effect	in	mm	in	mm	in	mm	in	mm	in	mm	in	mm	in	mm	in	mm	in	mm	lbs	kg			
7	7	5.186	131.72	4.94	125.5	-	-	-	-	-	-	-	-	-	-	-	-	1 1/2	-	-	-	0.49	0.22	
9	9	6.579	167.11	6.46	164.1	2	2 1/2	1 3/16	1 1/4	1 3/8	1 7/16	1 1/2	1 3/4	1 15/16	2	-	2 7/16	-	1 1/2	2	2 1/2	3 1/2	0.88	0.40
14	14	10.111	256.82	10.10	256.5	2	2 1/2	-	-	-	-	-	-	2	2 3/16	-	3 7/16	-	2	2 1/2	3 1/2	1.60	0.73	
17	17	12.245	311.02	12.36	313.9	-	-	-	-	-	-	-	-	-	-	-	-	-	-	2 1/2	3 1/2	1.71	0.78	

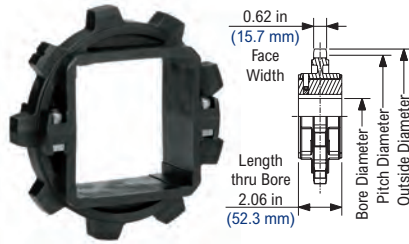
Shaft-ready round bore sprockets are shipped with keyway and setscrew. *17T sprocket length through bore dimension is 2.25 in (57.2 mm).

N5996 Thermoplastic Sprocket Molded in Acetal (POM) — Metric Information

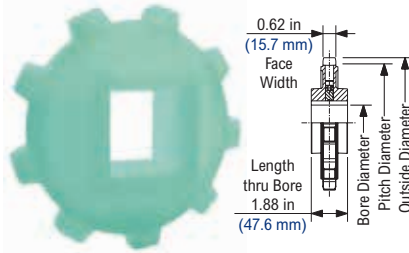
Number of Teeth		Pitch Diameter		Outside Diameter		Metric Bore Diameter								Approximate Weight							
						Hex		Square													
						mm	mm	mm	mm	mm	mm	mm	mm			mm	mm				
actual	effect	in	mm	in	mm	mm	mm	mm	mm	mm	mm	mm	mm	mm	mm	mm	mm	mm	mm	lbs	kg
7	7	5.186	131.72	4.94	125.5	-	-	40	-	-	-	-	-	-	-	-	-	-	-	0.49	0.22
9	9	6.579	167.11	6.46	164.1	-	-	40	50	65	-	-	-	-	-	-	-	-	-	0.88	0.40
14	14	10.111	256.82	10.10	256.5	50	65	40	50	65	90	-	-	-	-	-	-	-	-	1.60	0.73

Shaft-ready round bore sprockets are shipped with keyway and setscrew.

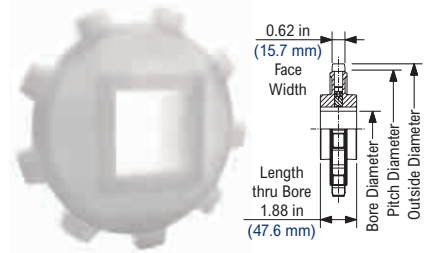
NS5996 Thermoplastic Split Sprocket



N5996 Thermoplastic Sprocket Molded in HS



N5996 Thermoplastic Sprocket Molded in PE



NS5996 Thermoplastic Split Sprocket Information

Number Of Teeth	Pitch Diameter	Outside Diameter	Bore Diameter (Shaft-Ready)										Bore Diameter (Idler)				Approximate Weight		
			Round					Square					in		mm				
			in	mm	in	mm	in	mm	in	mm	min	max	min	max	min	max			
actual	effect	in	mm	in	mm	min	max	min	max	min	max	min	max	min	max	min	max	lbs	kg
9	9	6.579	167.11	6.46	164.1	1	2 5/8	25	70	1	3 1/2*	25	90*	1	2 3/4	25	70	1.68	0.76
12	12	8.693	220.80	8.70	221.0	1	2 3/4	25	70	1	3 1/2*	25	90*	1	2 3/4	25	70	1.98	0.90
14	14	10.111	256.82	10.03	254.8	1	4 1/2	25	120	1	4 1/2**	25	120**	1	3 1/2	25	90	2.12	0.96

* The 3-1/2 in and 90 mm bores for the 9 and 12 tooth square bore sprockets are supplied as molded bores. All other bores are supplied with split bore adapters.

** The 3-1/2 in, 4-1/2 in, 90 mm and 120 mm bores for the 14 tooth square bore sprockets are supplied as molded bores. All other bores are supplied with split bore adapters.

Imperial shaft-ready round bore sprockets are shipped with keyway and setscrew. Metric shaft-ready round bore sprockets are shipped with keyway and no setscrew. Idler bores are designed to spin freely on the shaft. Similar bore sizes are available with the use of split plastic adapters.

N5996 Thermoplastic Sprocket Molded in HS (Heat Stabilized) — Imperial Information

Number of Teeth	Pitch Diameter	Outside Diameter	Imperial Bore Diameter										Approximate Weight									
			Square																			
			in																			
actual	effect	in	mm	in	mm	1 1/2 in					2 in					3 1/2 in					in	mm
9	9	6.579	167.11	6.46	164.1	1 1/2 in					2 in					3 1/2 in					0.88	0.40

Shaft-ready round bore sprockets are shipped with keyway and setscrew.

N5996 Thermoplastic Sprocket Molded in HS (Heat Stabilized) — Metric Information

Number of Teeth	Pitch Diameter	Outside Diameter	Metric Bore Diameter										Approximate Weight				
			Square														
			mm														
actual	effect	in	mm	in	mm	40					-					in	mm
9	9	6.579	167.11	6.46	164.1	40					-					0.88	0.40
14	14	10.111	256.82	10.10	256.5	-					90					1.60	0.73

Shaft-ready round bore sprockets are shipped with keyway and setscrew.

N5996 Thermoplastic Sprocket Molded in PE (Polyethylene) — Imperial Information

Number of Teeth	Pitch Diameter	Outside Diameter	Imperial Bore Diameter										Approximate Weight				
			Round					Square									
			in					in									
actual	effect	in	mm	in	mm	-					1 1/2					lbs	kg
7	7	5.186	131.72	4.94	125.5	-					1 1/2					0.38	0.17
9	9	6.579	167.11	6.46	164.1	-					1 1/2					0.69	0.31

Shaft-ready round bore sprockets are shipped with keyway and setscrew.

5996 Pusher Attachment (F-Style)

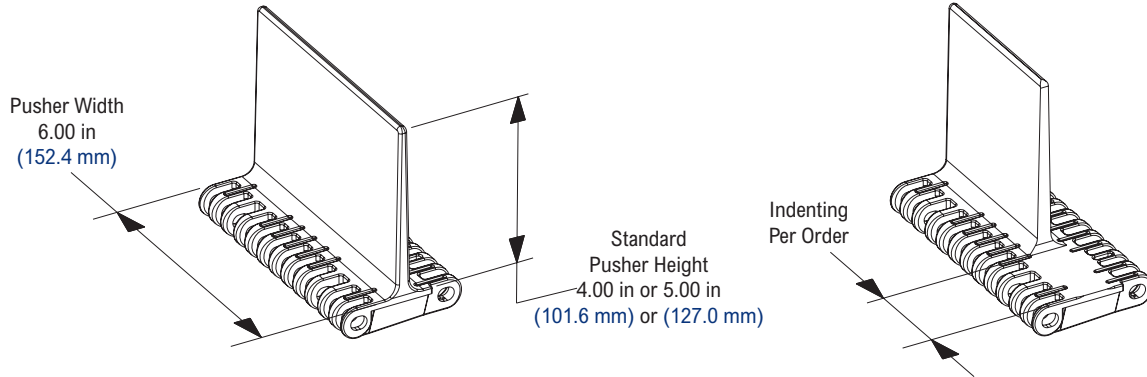
All pusher attachments are molded 6 in (152.4 mm) wide and can be cut down to a minimum height of 1/4 in (6.35 mm).

The F4 designation represents an F-style pusher attachment at a height of 4 in (101.6 mm).

Please indicate if pusher attachments are required every pitch, every second pitch, etc. when ordering. Also, indicate if indents are required in the center, on one or both sides of the chain.

For example, "I would like F4 pusher attachments every 8th pitch indented 3/4 in on both sides of the chain."

For 5996 chain only.



5998 Pusher Attachment (F-Style)

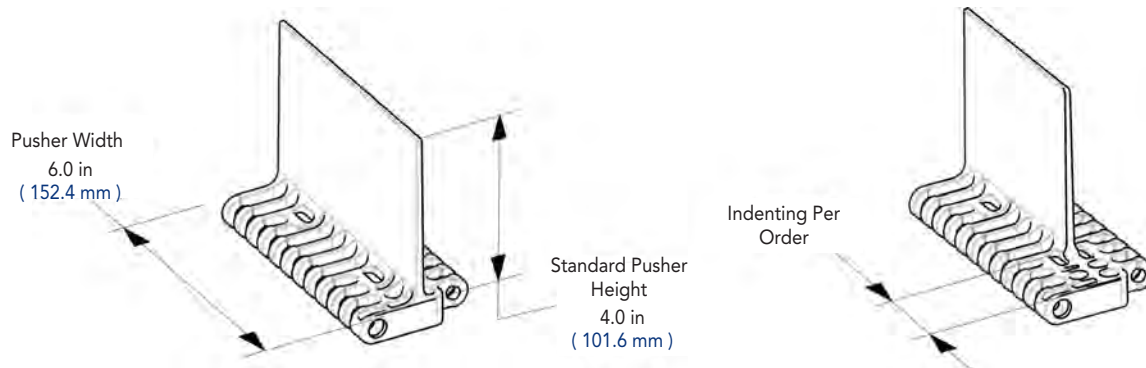
All pusher attachments are molded 6 in (152.4 mm) wide and can be cut down to a minimum height of 1/4 in (6.35 mm).

The F4 designation represents an F-style pusher attachment at a height of 4 in (101.6 mm).

Please indicate if pusher attachments are required every pitch, every second pitch, etc. when ordering. Also, indicate if indents are required in the center, on one or both sides of the chain.

For example, "I would like F4 pusher attachments every 8th pitch indented 3/4 in on both sides of the chain."

For 5998 chain only.



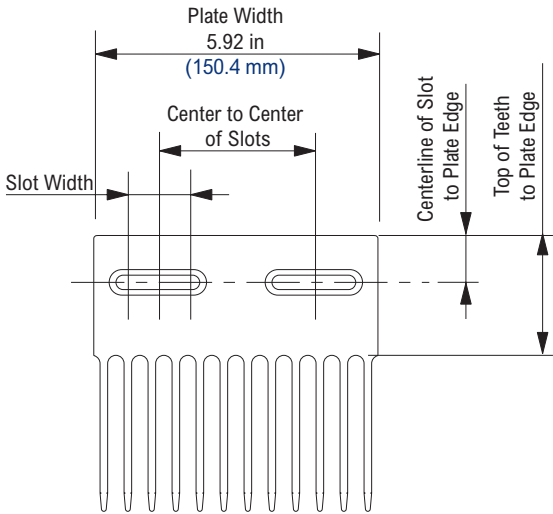
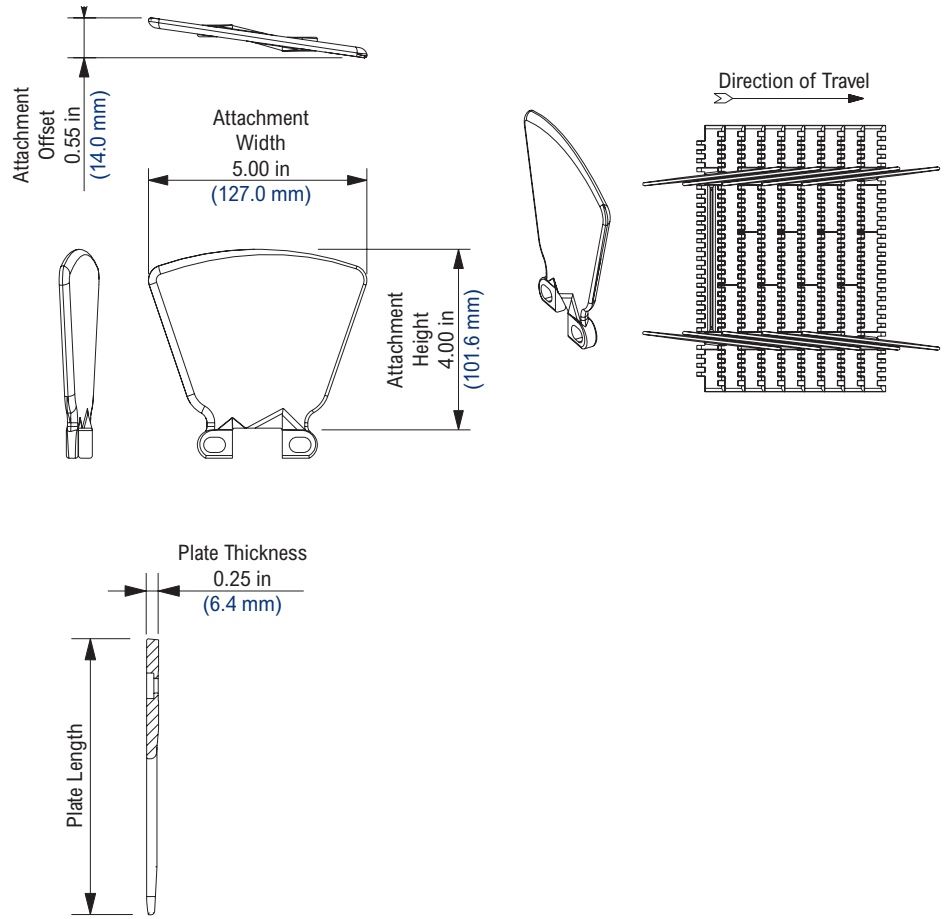
Sideguard Attachment

Please indicate if sideguard attachments are required down one or both sides of the chain when ordering.

Sideguard attachments can be cut down to a minimum height of 1 in (25.4 mm).

If the chain is ordered with both sideguard and pusher attachments, the sideguard attachment will be furnished the same height as the pusher attachment.

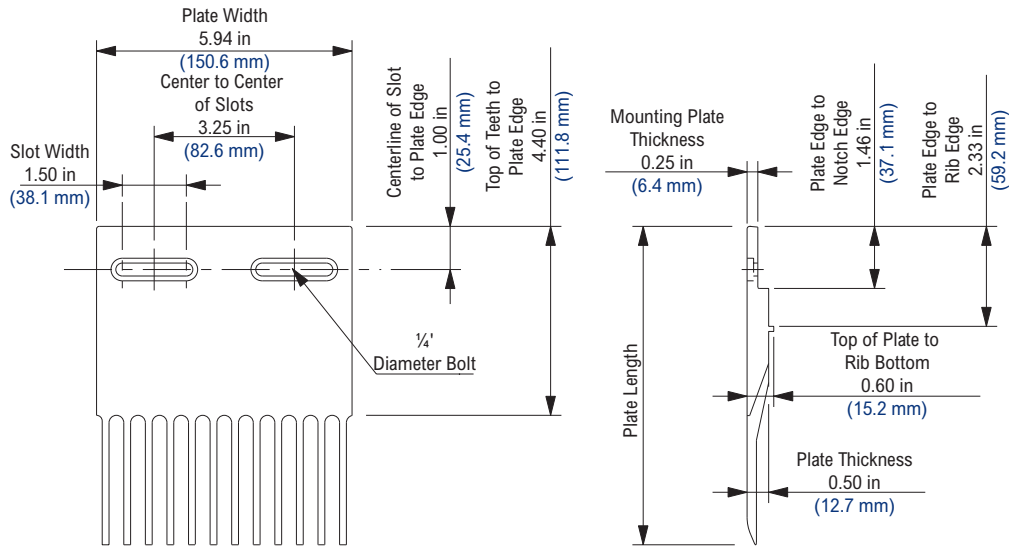
Please contact Rexnord if any deviations from this standard are required.



4707/5997 Transfer Comb Kit

Transfer Comb Kit Number	Transfer Plate Part Number	Screw Part Number	Slot Caps Part Number	Plate Length		Slot Width		Centerline of Slot to Plate Edge		Top of Teeth to Plate Edge		Center to Center of Slots		Approximate Weight	
				in	mm	in	mm	in	mm	in	mm	in	mm	lbs	kg
10131495	10074648	10075965	10069160	6.18	157.0	1.50	38.1	1.00	25.4	4.40	111.8	3.25	82.6	0.48	0.22
10131813	10070598	10075965	10075964	5.75	146.1	0.75	19.1	1.00	25.4	2.24	56.9	4.00	101.6	0.24	0.11
10131834	10075632	10075965	10069160	8.50	215.9	1.50	38.1	2.00	50.8	3.50	88.9	3.25	82.6	0.28	0.13
10131838	10069161	10075965	10069160	7.50	190.5	1.50	38.1	1.00	25.4	2.50	63.5	3.25	82.6	0.30	0.14

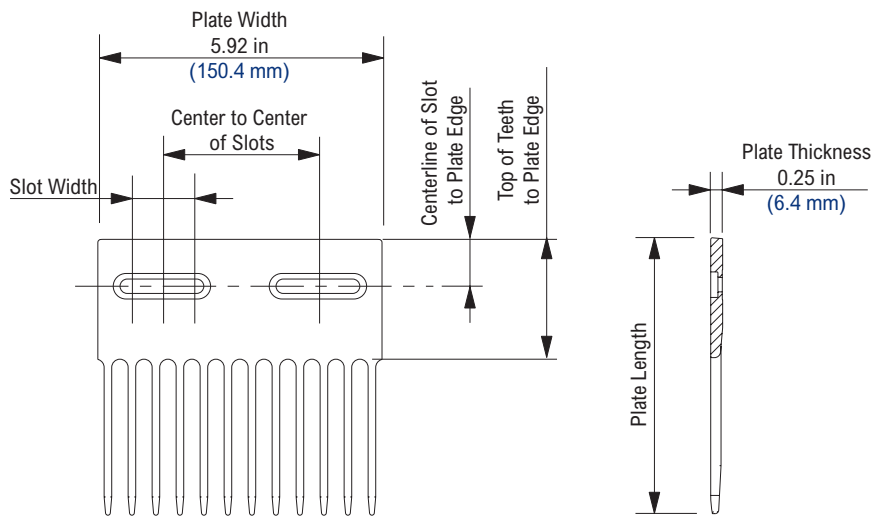
The 10070598 transfer comb is molded in white acetal. The 10075632 and 10069161 transfer combs are molded in a proprietary black internally lubricated high temperature material. Transfer comb kits are supplied with 1/4 x 20 screws and slot caps. For 4707 and 5997 chains only.



4707/5997/Fortex Heavy Duty Transfer Comb Kit

Transfer Comb Kit Number	Transfer Plate Part Number	Screw Part Number	Slot Caps Part Number	Plate Length		Slot Width		Centerline of Slot to Plate Edge		Top of Teeth to Plate Edge		Center to Center of Slots		Approximate Weight	
				in	mm	in	mm	in	mm	in	mm	in	mm	lbs	kg
10131497	10074649	10075965	10069160	7.95	201.9	1.50	38.1	1.00	25.4	4.40	111.8	3.25	82.6	0.53	0.24
10131499	10071978	10075965	10069160	7.95	201.9	1.50	38.1	1.00	25.4	4.40	111.8	3.25	82.6	0.53	0.24

Transfer combs are molded in a proprietary black internally lubricated high temperature material. Transfer comb kits are supplied with 1/4 x 20 screws and slot caps. For 5997, 4707 and 9200 chains only. The 10071978 transfer comb has the bottom rib removed.



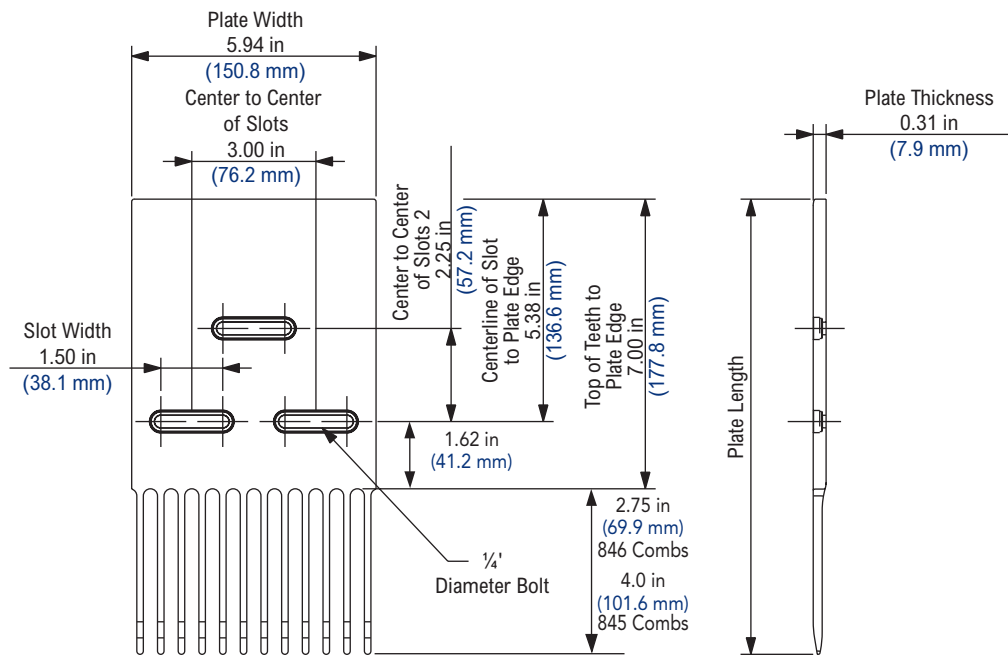
4707/5997 Transfer Comb Kit

Transfer Comb Kit Number	Transfer Plate Part Number	Screw Part Number	Slot Caps Part Number	Plate Length		Slot Width		Centerline of Slot to Plate Edge		Top of Teeth to Plate Edge		Center to Center of Slots		Approximate Weight	
				in	mm	in	mm	in	mm	in	mm	in	mm	lbs	kg
10131813	10070598	10075965	10075964	5.75	146.1	0.75	19.1	1.00	25.4	2.24	56.9	4.00	101.6	0.24	0.11
10131834	10075632	10075965	10069160	8.50	215.9	1.50	38.1	2.00	50.8	3.50	88.9	3.25	82.6	0.28	0.13

The 10070598 transfer comb is molded in white acetal. The 10075632 and 10069161 transfer combs are molded in a proprietary black internally lubricated high temperature material.

Transfer comb kits are supplied with 1/4 x 20 screws and slot caps.

For 997 and 4707 chains only.



4707/5997/Fortrex Retrofit Transfer Comb Kit

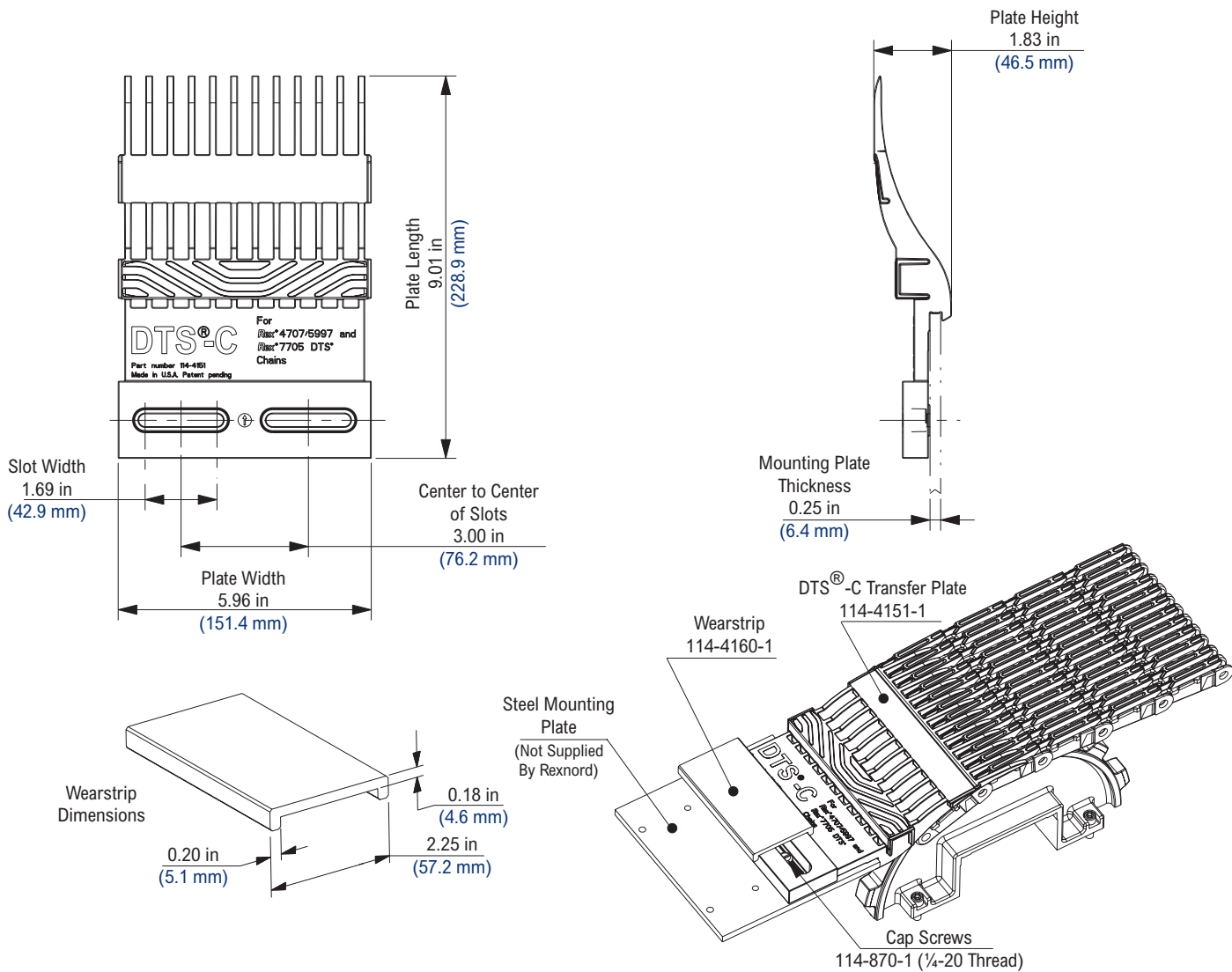
Transfer Comb Kit Number	Transfer Plate Part Number	Screw Part Number	Slot Caps Part Number	Plate Length		Slot Width		Distance From Centerline of Slot to Plate Edge		Distance From Top of Teeth to Plate Edge		Distance Between Center to Center of Slots		Approximate Weight	
				in	mm	in	mm	in	mm	in	mm	in	mm	lbs	kg
10131941	10074860	10075965	10069160	11.00	38.1	1.50	38.1	5.38	136.7	7.00	177.8	3.00	76.2	0.31	0.14
10323925	10074860	10177423	10069160	11.00	38.1	1.50	38.1	5.38	136.7	7.00	177.8	3.00	76.2	0.31	0.14
10131942	10074861	10075965	10069160	9.75	247.7	1.50	38.1	5.38	136.7	7.00	177.8	3.00	76.2	0.28	0.13
10131943	10074861	10177423	10069160	9.75	247.7	1.50	38.1	5.38	136.7	7.00	177.8	3.00	76.2	0.28	0.13

Transfer combs are molded in a proprietary black internally lubricated high temperature material.

The 10131941 and 10131942 transfer comb kits are supplied with 1/4 x 20 screws and slot caps.

The 10323925 and 10131943 transfer comb kits are supplied with M6 x 1 screws and slot caps.

For 5997 and 9200 chains only.



DTS-C Component Part Numbers

Component Description	Kit Part Number	Comb Part Number	Screw Part Number	Wearstrip Part Number (10 ft length)	For Use With:		
					Raised Rib Chain	DTS Chain	Takeaway Chain
DTS-C Comb Kit	10131580	10073051	10075965	NA	4707, 5997, 9217, 9227, or 9237	7705DTS-450	7705, 7706 or 1055
Wearstrip		NA		10073065			

Each kit includes one comb and two mounting screws.
 Wearstrip is sold in 10 ft (3.048 m) lengths and is sold separately.

6085


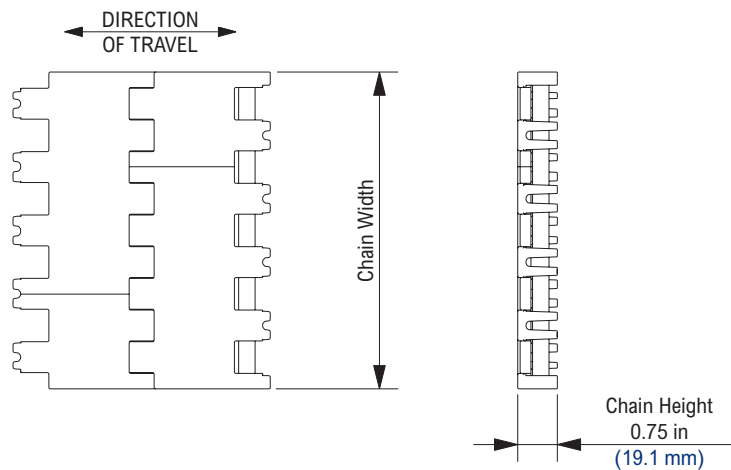
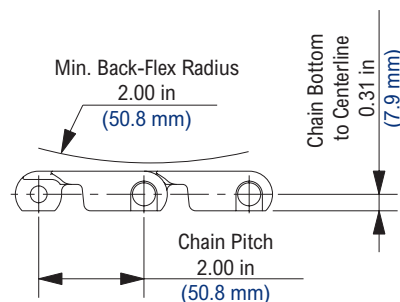


Photo shows 6085 MatTop® Chain molded in White High Temperature (WHT) material.



Chain Information

Chain Capacity	Number of Sprockets	
	per ft of width	per m of width
0% - 100%	3	10



Available Materials

Prefix	Chain Material	Standard Pin Material	Temperature						Chain Strength		Approximate Weight		FDA Approval
			Fahrenheit			Celsius							
			min	max		min	max		lbs/ft	N/m	lbs/ft ²	Kg/m ²	
	dry	wet	dry	wet									
Standard Materials													
LT	White Low Temperature	Polyester	-100	80	80	-73	27	27	500	7,295	2.00	9.76	Yes
WHT	White High Temperature	Polyester	40	220	212	4	104	100	600	8,754	1.80	8.79	Yes
WSM	White Cut Resistant	Polyester	-40	180	150	-40	82	66	1,200	17,508	2.60	12.69	Yes
Made-to-Order Materials													
LUV	Low Temp. Ultraviolet Resistant	Polyester	-40	80	80	-40	27	27	500	7,295	2.00	9.76	No
RHT	Red High Temperature	Polyester	40	220	212	4	104	100	600	8,754	1.80	8.79	Yes

Regulatory Information

The Food and Drug Administration (FDA) accepts certain materials for direct food contact. FDA approved material is compliant to FDA 21 CFR § 177. Rexnord, MatTop, Positrak, Platinum Series, PS and HP are trademarks of Rexnord Corporation. All rights reserved.

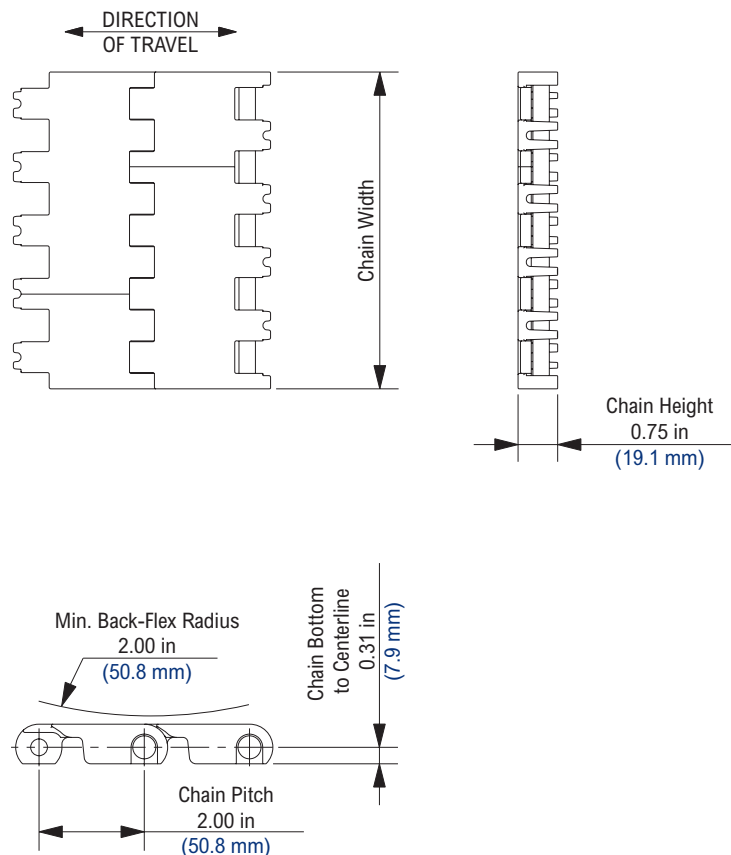
Additional Notes

MTO (Made-to-Order) products are non-returnable. Minimum order quantity and additional setup charges may also apply. For chain width information see page MT - WIDTH - 1. Open area = 0.0%. Stainless steel pins are available on a made-to-order basis. Chain strength is listed at room temperature. NR = Not Recommended. For additional material information, see material portfolio.

6085



Photo shows 6085 MatTop® Chain molded in White Special Acetal Antimicrobial (WSA) material.



Chain Information

Chain Capacity	Number of Sprockets	
	per ft of width	per m of width
0% - 100%	3	10

Available Materials

Prefix	Chain Material	Standard Pin Material	Temperature						Chain Strength		Approximate Weight		FDA Approval
			Fahrenheit			Celsius							
			min	max		min	max		lbs/ft	N/m	lbs/ft2	Kg/m2	
Standard Materials													
GLD	Grey Low Temp. Detectable Antimicrobial	Polyester	-100	80	80	-73	27	27	500	7,295	2.00	9.76	***
THD	Tan High Temp. Detectable Antimicrobial	Polyester	40	220	212	4	104	100	600	8,754	1.80	8.79	***
Made-to-Order Materials													
BHA	Blue High Temperature Antimicrobial	Polyester	40	220	212	4	104	100	600	8,754	1.80	8.79	***
BLA	Blue Low Temperature Antimicrobial	Polyester	-100	80	80	-73	27	27	500	7,295	2.00	9.76	***
GSA	Grey Special Acetal Antimicrobial	Polyester	-40	180	150	-40	82	66	1,200	17,508	2.60	12.69	***
RLD	Red Low Temp. Detectable Antimicrobial	Polyester	-100	80	80	-73	27	27	500	7,295	2.00	9.76	***
WHA	White High Temperature Antimicrobial	Polyester	40	220	212	4	104	100	600	8,754	1.80	8.79	***
WLA	White Low Temperature Antimicrobial	Polyester	-100	80	80	-73	27	27	500	7,295	2.00	9.76	***
WSA	White Special Acetal Antimicrobial	Polyester	-40	180	150	-40	82	66	1,200	17,508	2.60	12.69	***



These materials will not protect the user against food-borne illness. Formulated to inhibit the growth of bacteria, mold and mildew that may cause discoloration, odor or degradation of the MatTop® chain. Always maintain good hygiene, proper cleaning procedures are still required. Microban is a registered trademark of Microban Products Company.

Regulatory Information

*** These materials meet the end-test requirements as specified by FDA 21CFR 177.1520 (c), the FDA requirement for polyolefin materials intended for direct food contact. All components of these materials are either compliant for food contact as listed by the FDA or regulated by the EPA.

Rexnord, MatTop and HP are trademarks of Rexnord Corporation.

All rights reserved.

U.S. Patent: 5125504

Additional Notes

MTO (Made-to-Order) products are non-returnable. Minimum order quantity and additional setup charges may also apply.

For chain width information see page MT - WIDTH - 1.

Open area = 0.0%.

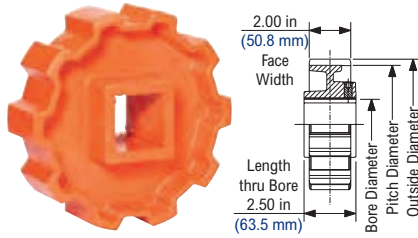
Stainless steel pins are available on a made-to-order basis.

The ability to detect plastic particles will vary due to sensitivity of individual metal detectors. All components may not be detectable.

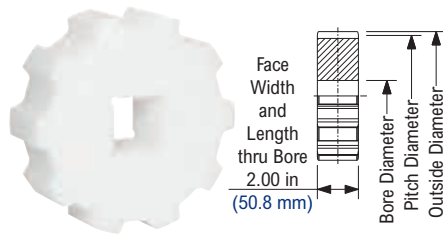
Chain strength is listed at room temperature. NR = Not Recommended.

For additional material information, see material portfolio.

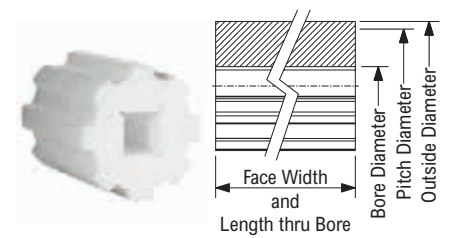
N6085 Thermoplastic Sprocket



KU6085 Thermoplastic Sprocket



KU6085 PosiClean™ Thermoplastic Sprocket



N6085 Thermoplastic Sprocket Imperial Information

Number of Teeth		Pitch Diameter		Outside Diameter		Imperial Square Bore Diameter				Approximate Weight		
actual	effect	in	mm	in	mm	in				lbs	kg	
10	10	6.472	164.39	6.40	162.6	1 1/2				2 1/2	1.24	0.56
16	16	10.252	260.40	10.32	262.1	1 1/2				2 1/2	2.61	1.18

All square bore sprockets are shipped with setscrews. Metric bore sprockets are shipped with metric setscrews.

N6085 Thermoplastic Sprocket Metric Information

Number of Teeth		Pitch Diameter		Outside Diameter		Metric Square Bore Diameter				Approximate Weight		
actual	effect	in	mm	in	mm	mm				lbs	kg	
10	10	6.472	164.39	6.40	162.6	40.00				65.00	1.24	0.56
16	16	10.252	260.40	10.32	262.1	40.00				65.00	2.61	1.18

All square bore sprockets are shipped with setscrews. Metric bore sprockets are shipped with metric setscrews.

KU6085 Thermoplastic Sprocket Information

Number Of Teeth		Pitch Diameter		Outside Diameter		Bore Diameter (Shaft-Ready)								Bore Diameter (Idler)				Approximate Weight		FDA Approval
						Round				Square				Bore Diameter (Idler)						
						in	mm	in	mm	min	max	min	max	min	max	min	max	min	max	
10	10	6.472	164.39	6.39	162.3	1	4 1/4	25	100	1	3 1/2	25	90	1	4 1/2	25	115	1.55	0.70	Yes

Shaft-ready round bore sprockets are shipped with keyway and no setscrew. All square bore sprockets are shipped with setscrew.

KU6085 PosiClean™ Thermoplastic Sprocket Imperial Information

Number of Teeth		Pitch Diameter		Outside Diameter		Imperial Square Bore Diameter				Approximate Weight		FDA Approval
actual	effect	in	mm	in	mm	in				in	mm	
8	8	5.226	132.74	5.10	129.5	1 1/2				6.50	9.81	Yes

Face Width and Length thru Bore equals chain width less 5/8 in (15.88 mm).

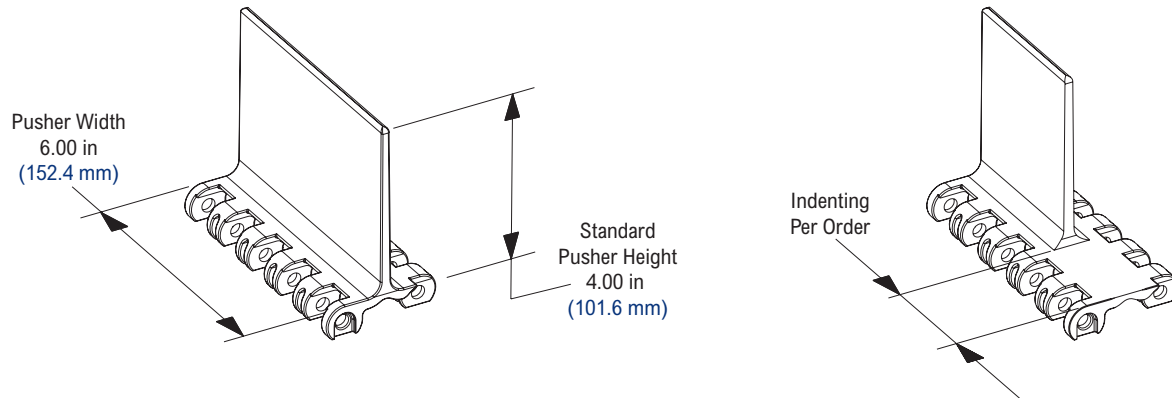
Pusher Attachment (F-Style)

All pusher attachments are molded 6 in (152.4 mm) wide and can be cut down to a minimum height of 1/4 in (6.35 mm).

The F4 designation represents an F-style pusher attachment at a height of 4 in (101.6 mm).

Please indicate if pusher attachments are required every pitch, every second pitch, etc. when ordering. Also, indicate if indents are required in the center, on one or both sides of the chain.

For example, "I would like F4 pusher attachments every 8th pitch indented 3/4 in on both sides of the chain."



Sideguard Attachment

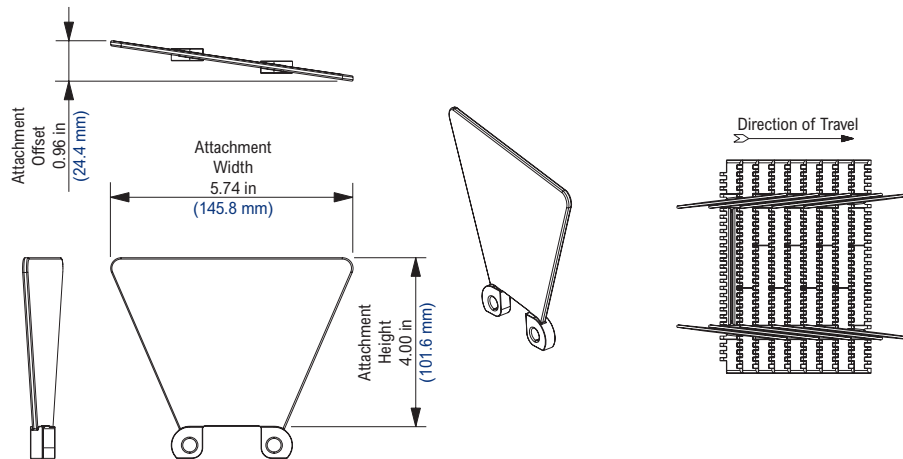
Please indicate if sideguard attachments are required down one or both sides of the chain when ordering.

Sideguard attachments can be cut down to a minimum height of 1 in (25.4 mm).

If the chain is ordered with both sideguard and pusher attachments, the sideguard attachment will be furnished the same height as the pusher attachment.

Side guards are available in the following indents: .1 in, .7 in, 1.3 in, 1.9 in, 2.5 in, 3.1 in, 3.7 in, and so on, in .6 in increments.

Please contact Rexnord Industries, Inc if any deviations from this standard are required.




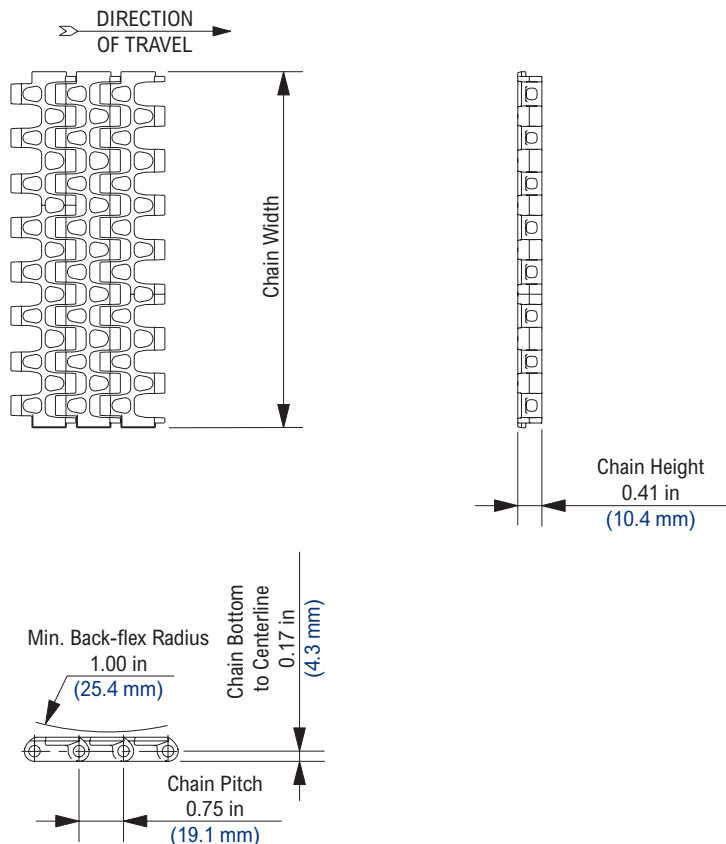


Photo shows 6938 MatTop® Chain molded in Low Friction (LF) material.



Chain Information

Chain Capacity	Number of Sprockets	
	per ft of width	per m of width
0% - 50%	4	13
50% - 75%	6	20
75% - 100%	8	26

Available Materials

Prefix	Chain Material	Standard Pin Material	Temperature						Chain Strength		Approximate Weight		FDA Approval
			Fahrenheit			Celsius							
			min	max		min	max		lbs/ft	N/m	lbs/ft ²	Kg/m ²	
Standard Materials													
LF	Low Friction	Polypropylene	-40	180	150	-40	82	66	800	11,672	1.06	5.18	Yes
WHT	White High Temperature	Polypropylene	40	220	212	4	104	100	500	7,295	0.75	3.66	Yes
WLT	White Low Temperature	Polyethylene	-100	80	80	-73	27	27	400	5,836	0.82	4.00	Yes
Made-to-Order Materials													
AS	Anti-Static	Polypropylene	0	180	NR	-18	82	NR	480	7,003	1.06	5.18	No
HP™	High Performance	Polypropylene	-40	180	150	-40	82	66	800	11,672	1.06	5.18	Yes
HT	High Temperature	Polypropylene	40	220	212	4	104	100	500	7,295	0.75	3.66	Yes
HUV	High Temp. Ultraviolet Resistant	Polypropylene	40	220	180	4	104	82	500	7,295	0.75	3.66	No
MR	Melt Resistant	Polypropylene	-80	220	NR	-62	104	NR	800	11,672	1.06	5.18	No

Regulatory Information

The Food and Drug Administration (FDA) accepts certain materials for direct food contact. FDA approved material is compliant to FDA 21 CFR § 177.

Rexnord, MatTop, Platinum Series, HP, and PS are trademarks of Rexnord Corporation.

All rights reserved.

U.S. Patents: 5253749, 4436200

Additional Notes

MTO (Made-to-Order) products are non-returnable. Minimum order quantity and additional setup charges may also apply.

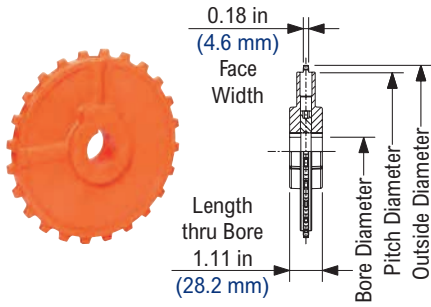
For chain width information see page MT - WIDTH - 1.

Open area = 60.0%.

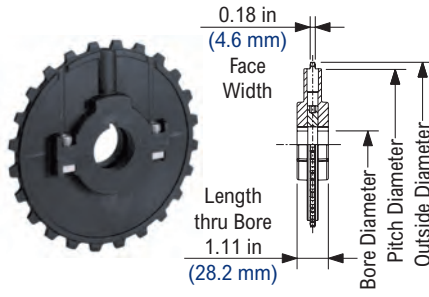
Chain strength is listed at room temperature. NR = Not Recommended.

For additional material information, see material portfolio.

N5936 Thermoplastic Sprocket



NS5936 Thermoplastic Split Sprocket



N5936 Thermoplastic Sprocket Imperial Information

Number Of Teeth		Pitch Diameter		Outside Diameter		Bore Diameter (Shaft-Ready)											Approximate Weight			
						Hex	Round						Square							
actual	effect	in	mm	in	mm	in											lbs	kg		
10	10	2.50	63.5	2.450	62.23	1 1/2	1	-	-	-	-	-	-	-	-	-	-	0.09	0.04	
24	24	5.88	149.4	5.801	147.35	-	1	1 3/16	1 1/4	1 7/16	1 1/2	1 15/16	1 1/2	2 in	2 1/2	-	-	0.44	0.20	
25	25	6.15	156.2	6.040	153.42	-	-	-	-	-	-	-	-	1 1/2	2 in	2 1/2	-	-	0.46	0.21

N5936 Thermoplastic Sprocket Metric Information

Number of Teeth		Pitch Diameter		Outside Diameter		Hex	Round								Square			Approximate Weight		
							mm											lbs	kg	
actual	effect	in	mm	in	mm															
10	10	2.450	62.23	2.50	63.5	35	25	-	-	-	-	-	-	-	-	-	-	-	0.09	0.04
24	24	5.801	147.35	5.88	149.4	-	25	30	35	40	45	50	40	50	-	65	-	-	0.44	0.20
25	25	6.040	153.42	6.15	156.2	-	-	-	-	-	-	-	40	50	60	65	-	-	0.46	0.21

Shaft-ready round bore sprockets are shipped with keyway and setscrew.

NS5936 Thermoplastic Split Sprocket Information

Number Of Teeth		Pitch Diameter		Outside Diameter		Bore Diameter (Shaft-Ready)								Bore Diameter (Idler)				Approximate Weight			
						Round*				Square				in		mm					
						in		mm		in		mm		in		mm				in	
actual	effect	in	mm	in	mm	min	max	min	max	min	max	min	max	min	max	min	max	min	max	lbs	kg
24	24	5.800	147.32	5.88	149.4	1	2	25	50	1	2 1/2*	25	65*	1	1 15/16	25	50	-	-	0.57	0.26

Imperial shaft-ready round bore sprockets are shipped with keyway and setscrew. Metric shaft-ready round bore sprockets are shipped with keyway and no setscrew. Idler bores are designed to spin freely on the shaft. * The 2-1/2 in and 65 mm bores for the 24 tooth square bore sprocket and all round bore sprockets above 1-15/16 in are supplied as molded bores. All other bores are supplied with split bore adapters.

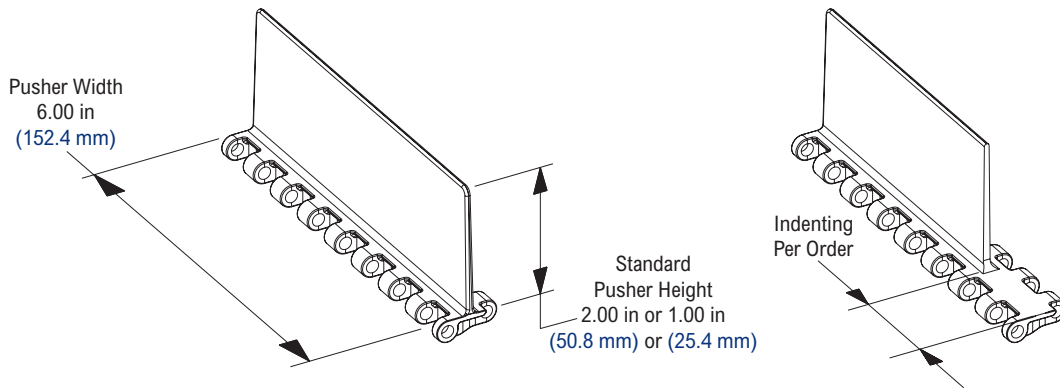
Pusher Attachment (F-Style)

All pusher attachments are molded 6 in (152.4 mm) wide and can be cut down to a minimum height of 1/4 in (6.35 mm).

The F2 designation represents an F-style pusher attachment at a height of 2 in (50.8 mm).

Please indicate if pusher attachments are required every pitch, every second pitch, etc. when ordering. Also, indicate if indents are required in the center, on one or both sides of the chain.

For example, "I would like F2 pusher attachments every 8th pitch indented 3/4 in on both sides of the chain."




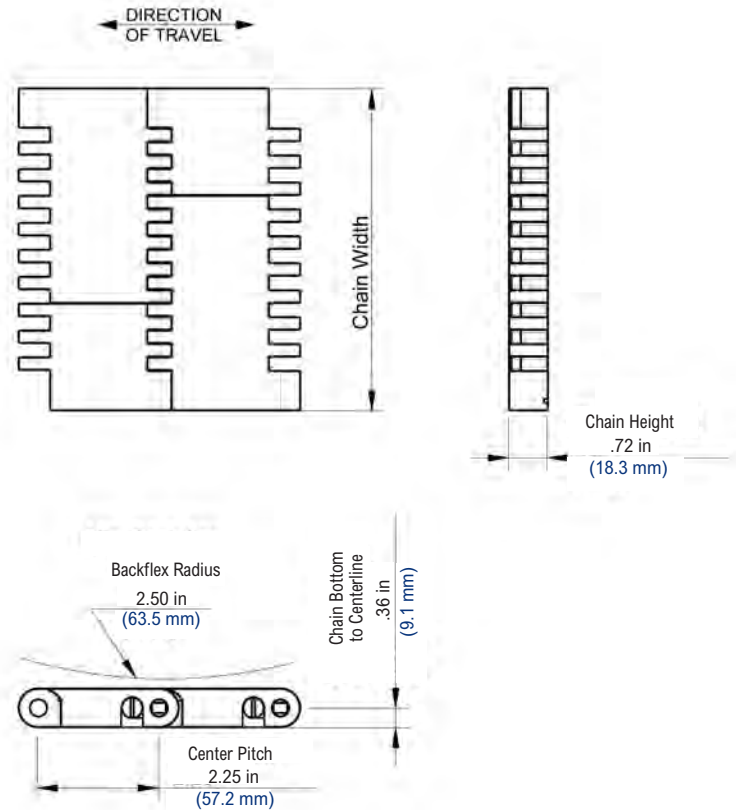


Photo shows 6995 MatTop® chain molded in Blue cut Resistant (SMB) material.



Chain Information

Chain Capacity	Number of Sprockets	
	per ft of width	per m of width
0% - 50%	2	7
50% - 100%	4	13

Available Materials

Prefix	Chain Material	Standard Pin Material	Temperature						Chain Strength		Approximate Weight		FDA Approval
			Fahrenheit			Celsius							
			min	max		min	max		lbs/ft	N/m	lbs/ft2	Kg/m2	
Standard Materials													
BRSM	Black Cut Resistant with Red End Links	Polyester	-40	180	150	-40	82	66	5,000	72,950	3.33	16.26	Yes
BSM	Black Cut Resistant	Polyester	-40	180	150	-40	82	66	5,000	72,950	3.33	16.26	Yes
BYSM	Black Cut Resistant with Yellow End Links	Polyester	-40	180	150	-40	82	66	5,000	72,950	3.33	16.26	Yes
SMB	Blue Cut Resistant	Polyester	-40	180	150	-40	82	66	5,000	72,950	3.33	16.26	Yes
SRMB	Blue Cut Resistant with Red End Links	Polyester	-40	180	150	-40	82	66	5,000	72,950	3.33	16.26	Yes
Made-to-Order Materials													
BUV	Blue Ultraviolet Resistant	Polyester	0	180	150	-18	82	66	5,000	72,950	3.33	16.26	No
DUV	Black Ultraviolet Resistant	Polyester	0	180	150	-18	82	66	5,000	72,950	3.33	16.26	No
HUV	High Temperature Ultraviolet Resistant	Polypropylene	40	220	180	4	104	82	2,700	39,393	2.17	10.59	No
LUV	Low Temperature Ultraviolet Resistant	Polyethylene	-40	80	80	-40	27	27	1,800	26,262	2.17	10.59	No
RSM	Red Cut Resistant	Polyester	-40	180	150	-40	82	66	5,000	72,950	3.33	16.26	Yes
RUV	Red Ultraviolet Resistant	Polyester	0	180	150	-18	82	66	5,000	72,950	3.33	16.26	No
SYMB	Blue Cut Resistant with Yellow End Links	Polyester	-40	180	150	-40	82	66	5,000	72,950	3.33	16.26	Yes
WHT	White High Temperature	Polypropylene	40	220	212	4	104	100	2,700	39,393	2.17	10.59	Yes
YSM	Yellow Cut Resistant	Polyester	-40	180	150	-40	82	66	5,000	72,950	3.33	16.26	Yes
YUV	Yellow Ultraviolet Resistant	Polyester	0	180	150	-18	82	66	5,000	72,950	3.33	16.26	No

Regulatory Information

The Food and Drug Administration (FDA) accepts certain materials for direct food contact. FDA approved material is compliant to FDA 21 CFR § 177. Rexnord and MatTop are trademarks of Rexnord Corporation. All rights reserved.

Additional Notes

MTO (Made-to-Order) products are non-returnable. Minimum order quantity and additional setup charges may also apply. For chain width information see page MT - WIDTH - 1 at end of MatTop® section. Open area = 1.8%. Stainless steel pins are available on a made-to-order basis. Polypropylene pins are standard for acetal chains over 42 in (1.067 m) wide.

6999


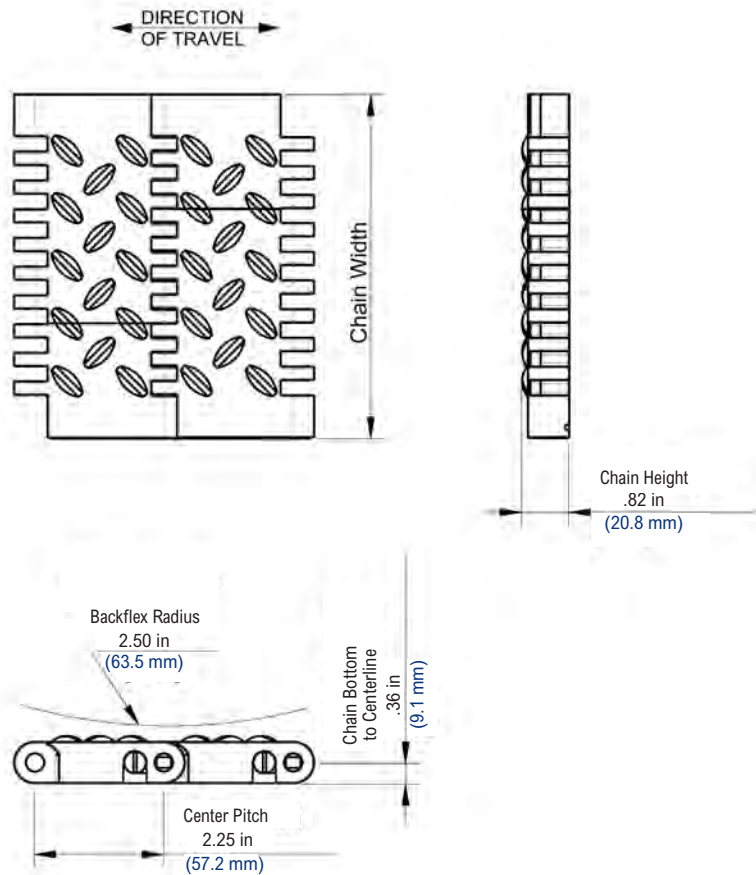


Photo shows 6999 MatTop® chain molded in Black Cut Resistant material with yellow end links (BYSM).



Chain Information

Chain Capacity	Number of Sprockets	
	per ft of width	per m of width
0% - 50%	2	7
50% - 100%	4	13

Available Materials

Prefix	Chain Material	Standard Pin Material	Temperature						Chain Strength		Approximate Weight		FDA Approval
			Fahrenheit			Celsius							
			min	max		min	max		lbs/ft	N/m	lbs/ft2	Kg/m2	
Standard Materials													
BSM	Black Cut Resistant	Polyester	-40	180	150	-40	82	66	5,000	72,950	3.42	16.70	Yes
BYSM	Black Cut Resistant with Yellow End Links	Polyester	-40	180	150	-40	82	66	5,000	72,950	3.42	16.70	Yes
Made-to-Order Materials													
BRSM	Black Cut Resistant with Red End Links	Polyester	-40	180	150	-40	82	66	5,000	72,950	3.42	16.70	Yes
BUV	Blue Ultraviolet Resistant	Polyester	0	180	150	-18	82	66	5,000	72,950	3.42	16.70	No
DUV	Black Ultraviolet Resistant	Polyester	0	180	150	-18	82	66	5,000	72,950	3.42	16.70	No
HUV	High Temperature Ultraviolet Resistant	Polypropylene	40	220	180	4	104	82	2,700	39,393	2.25	10.99	No
LUV	Low Temperature Ultraviolet Resistant	Polyethylene	-40	80	80	-40	27	27	1,800	26,262	2.25	10.99	No
RSM	Red Cut Resistant	Polyester	-40	180	150	-40	82	66	5,000	72,950	3.42	16.70	Yes
RUV	Red Ultraviolet Resistant	Polyester	0	180	150	-18	82	66	5,000	72,950	3.42	16.70	No
SMB	Blue Cut Resistant	Polyester	-40	180	150	-40	82	66	5,000	72,950	3.42	16.70	Yes
SRMB	Blue Cut Resistant with Red End Links	Polyester	-40	180	150	-40	82	66	5,000	72,950	3.42	16.70	Yes
SYMB	Blue Cut Resistant with Yellow End Links	Polyester	-40	180	150	-40	82	66	5,000	72,950	3.42	16.70	Yes
YSM	Yellow Cut Resistant	Polyester	-40	180	150	-40	82	66	5,000	72,950	3.42	16.70	Yes
YUV	Yellow Ultraviolet Resistant	Polyester	0	180	150	-18	82	66	5,000	72,950	3.42	16.70	No

Regulatory Information

The Food and Drug Administration (FDA) accepts certain materials for direct food contact. FDA approved material is compliant to FDA 21 CFR § 177. Rexnord and MatTop are trademarks of Rexnord Corporation. All rights reserved.

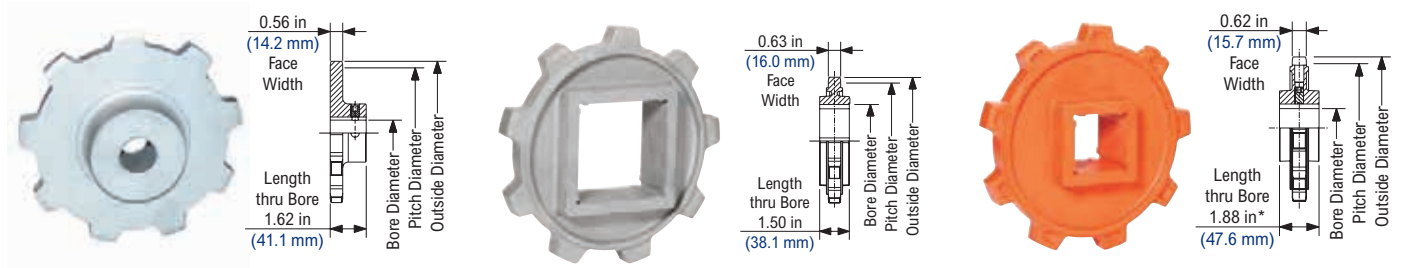
Additional Notes

MTO (Made-to-Order) products are non-returnable. Minimum order quantity and additional setup charges may also apply. For chain width information see page MT - WIDTH - 1 at end of MatTop® section. Open area = 1.8%. Stainless steel pins are available on a made-to-order basis. Polypropylene pins are standard for acetal chains over 42 in (1.067 m) wide.

5996 Cast Iron Sprocket

SS5996 Stainless Steel Sprocket

N5996 Thermoplastic Sprocket



5996 Cast Iron Sprocket Information

Number Of Teeth		Pitch Diameter		Outside Diameter		Bore Diameter (Shaft-Ready)								Bore Diameter (Round)				Approximate Weight	
						Round				Square				in		mm			
						in	mm	in	mm	in	mm	in	mm	min	max	min	max		
actual	effect	in	mm	in	mm	min	max	min	max	min	max	min	max	min	max	min	max	lbs	kg

Shaft-ready round bore sprockets are shipped with keyway and setscrew.

SS5996 Stainless Steel Sprocket Information

Number Of Teeth		Pitch Diameter		Outside Diameter		Bore Diameter (Shaft-Ready)								Bore Diameter (Round)		Approximate Weight			
						Round				Square				in				mm	
						in	mm	in	mm	in	mm	in	mm	in	mm			in	mm
actual	effect	in	mm	in	mm	in	mm	in	mm	in	mm	in	mm	in	mm	lbs	kg		

N5996 Thermoplastic Sprocket Imperial Information

Number of Teeth		Pitch Diameter		Outside Diameter		Imperial Bore Diameter														Approximate Weight				
						Hex	Round										Square							
							in	in										in						
7	7	5.186	131.72	4.94	125.5	-	-	-	-	-	-	-	-	-	-	-	-	1 1/2	-	-	-	0.49	0.22	
9	9	6.579	167.11	6.46	164.1	2	2 1/2	1 3/16	1 1/4	1 3/8	1 7/16	1 1/2	1 3/4	1 15/16	2	-	2 7/16	-	1 1/2	2	2 1/2	3 1/2	0.88	0.40
14	14	10.111	256.82	10.10	256.5	2	2 1/2	-	-	-	-	-	-	-	2	2 3/16	-	3 7/16	-	2	2 1/2	3 1/2	1.60	0.73
17	17	12.245	311.02	12.36	313.9	-	-	-	-	-	-	-	-	-	-	-	-	-	-	2 1/2	3 1/2	1.71	0.78	

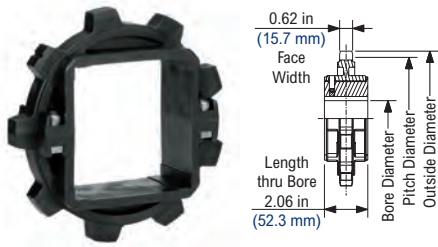
Shaft-ready round bore sprockets are shipped with keyway and setscrew. *17T sprocket length through bore dimension is 2.25 in (57.2 mm).

N5996 Thermoplastic Sprocket Metric Information


Number of Teeth		Pitch Diameter		Outside Diameter		Metric Bore Diameter								Approximate Weight					
						Hex	Square												
							mm	mm											
7	7	5.186	131.72	4.94	125.5	-	-	40	-	-	-	-	-	-	-	-	-	0.49	0.22
9	9	6.579	167.11	6.46	164.1	-	-	40	50	65	-	-	-	-	-	-	-	0.88	0.40
14	14	10.111	256.82	10.10	256.5	50	65	40	50	65	90	-	-	-	-	-	-	1.60	0.73

Shaft-ready round bore sprockets are shipped with keyway and setscrew.

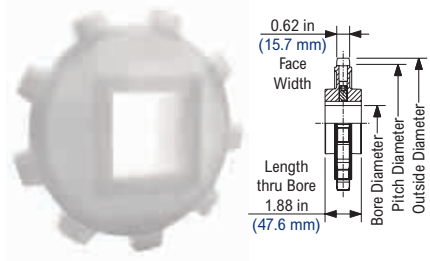
NS5996 Thermoplastic Split Sprocket



HS5996 Thermoplastic Sprocket



PE5996 Thermoplastic Sprocket



NS5996 Thermoplastic Split Sprocket Information

Number Of Teeth	Pitch Diameter	Outside Diameter	Bore Diameter (Shaft-Ready)											Bore Diameter (Idler)				Approximate Weight	
			Round						Square					in		mm			
			in	mm	in	mm	min	max	min	max	min	max	min	max	min	max	min	max	lbs
9	9	6.579	167.11	6.46	164.1	1	2 3/4	25	70	1	3 1/2*	25	90*	1	2 3/4	25	70	1.68	0.76
12	12	8.693	220.80	8.70	221.0	1	2 3/4	25	70	1	3 1/2*	25	90*	1	2 3/4	25	70	1.98	0.90
14	14	10.111	256.82	10.03	254.8	1	4 1/2	25	120	1	4 1/2**	25	120**	1	3 1/2	25	90	2.12	0.96

* The 3-1/2 in and 90 mm bores for the 9 and 12 tooth square bore sprockets are supplied as molded bores. All other bores are supplied with split bore adapters.

** The 3-1/2 in, 4-1/2 in, 90 mm and 120 mm bores for the 14 tooth square bore sprockets are supplied as molded bores.

All other bores are supplied with split bore adapters.

Imperial shaft-ready round bore sprockets are shipped with keyway and setscrew. Metric shaft-ready round bore sprockets are shipped with keyway and no setscrew.

Idler boards are designed to spin freely on the shaft. Similar bore sizes are available with the use of split plastic adapters.

HS5996 Thermoplastic Sprocket Imperial Information

Number of Teeth	Pitch Diameter	Outside Diameter	Imperial Bore Diameter											Approximate Weight				
			Square															
			actual	effect	in	mm	in	mm	in									
9	9	6.579	167.11	6.46	164.1	1 1/2 in					2 in			3 1/2 in			0.88	0.40

Shaft-ready round bore sprockets are shipped with keyway and setscrew.

HS5996 Thermoplastic Sprocket Metric Information

Number of Teeth	Pitch Diameter	Outside Diameter	Metric Bore Diameter											Approximate Weight				
			Square															
			actual	effect	in	mm	in	mm	mm									
9	9	6.579	167.11	6.46	164.1	40					-			90			0.88	0.40
14	14	10.111	256.82	10.10	256.5	-					90			-			1.60	0.73

Shaft-ready round bore sprockets are shipped with keyway and setscrew.

PE5996 Stainless Steel Sprocket Imperial Information

Number of Teeth	Pitch Diameter	Outside Diameter	Imperial Bore Diameter											Approximate Weight					
			Round					Square											
			actual	effect	in	mm	in	mm	in										
7	7	5.186	131.72	4.94	125.5	-	-	-	-	1 1/2	-	-	-	-	-	-	-	0.38	0.17
9	9	6.579	167.11	6.46	164.1	1 3/16	1 1/4	2 7/16	1 1/2	2	2 1/2	-	-	-	-	-	-	0.69	0.31

Shaft-ready round bore sprockets are shipped with keyway and setscrew.

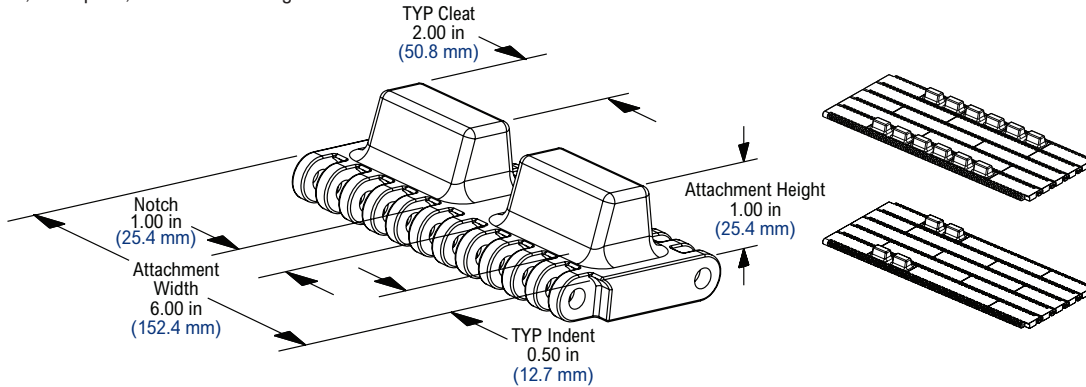
6990 T1 Pusher Attachment (T-Style)

All T1 pusher attachments are molded on a 6 in (152.4 mm) wide link with 0.5 in (12.7mm) indents on both sides.

The T1 designation represents a T-style pusher attachment at a height of 1 in (25.4 mm).

T1 pushers are available in any 3 letter material designation YSM (yellow) is standard.

Please indicate if pusher attachments are required every second pitch, fifth pitch, tenth pitch, etc. when ordering.



Standard indent increment is 3.00 in (76.2 mm) starting at 3.50 in (88.9 mm) placed on required pitch location (i.e. every 2nd, 5th, 10th, etc.).

For example, a 30 in (762.0 mm) wide chain with a 6.50 in (165.1 mm) indent on both sides would result in a centered 17.00 in (431.8 mm) T1 pusher attachment.

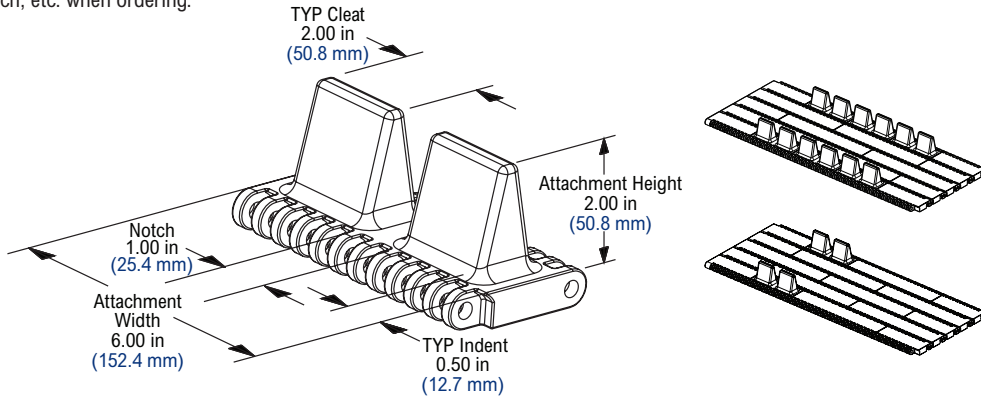
6990 T2 Pusher Attachment (T-Style)

All T2 pusher attachments are molded on a 6 in (152.4 mm) wide link with 0.5 in (12.7mm) indents on both sides.

The T2 designation represents a T-style pusher attachment at a height of 2 in (50.8 mm).

T2 pushers are available in any 3 letter material designation YSM (yellow) is standard.

Please indicate if pusher attachments are required every second pitch, fifth pitch, tenth pitch, etc. when ordering.



Standard indent increment is 3.00 in (76.2 mm) starting at 3.50 in (88.9 mm) placed on required pitch location (i.e. every 2nd, 5th, 10th, etc.).

For example, a 30 in (762.0 mm) wide chain with a 6.50 in (165.1 mm) indent and a 5.00 in (127.0 mm) T2 pusher attachment would result in an 18.50 in (469.9 mm) indent on the other side.

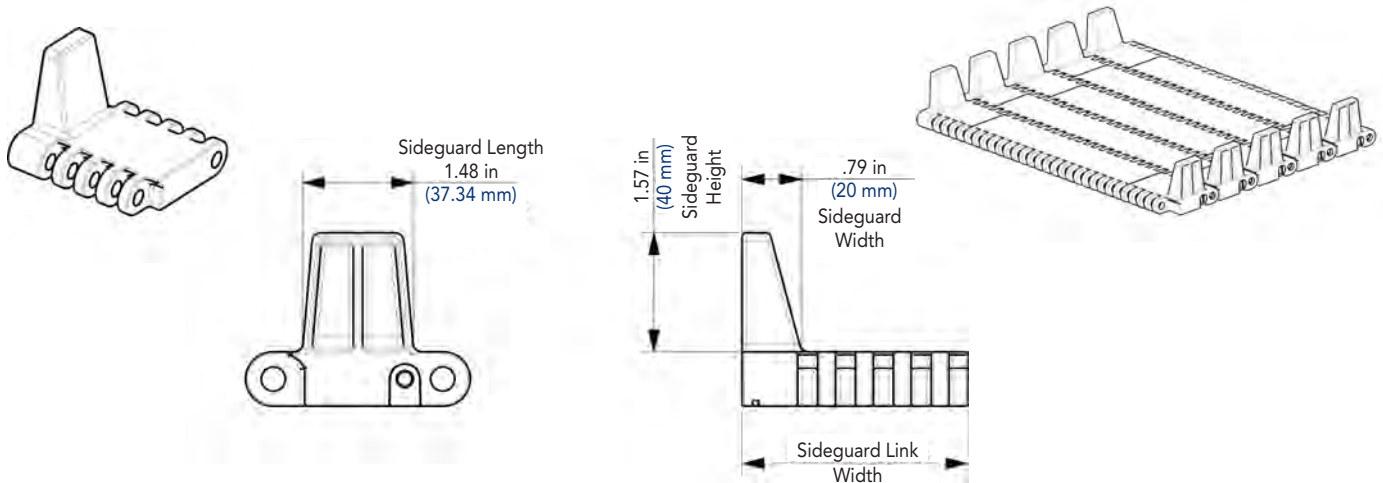
6990 Sideguard Attachment


Sideguard link widths are available in 2 in (50.8 mm) and 3 in (76.2 mm) links to accommodate standard brick patterns.

Sideguard links are end links so no indent is available for the sideguards.

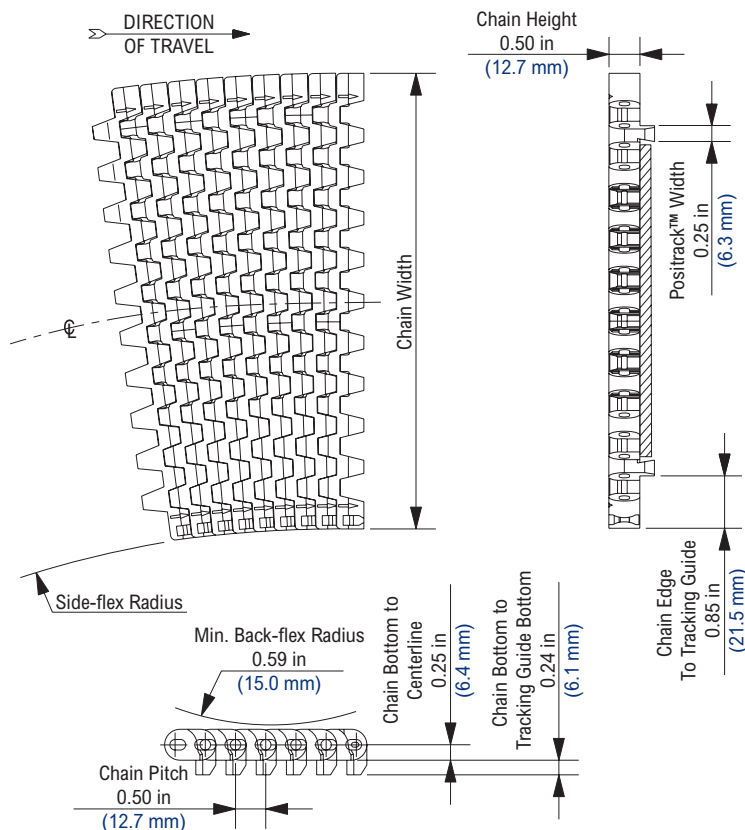
If chain is to have pushers and sideguards, pushers must be placed on even pitch increments.

Please contact Rexnord Industries, Inc. for specific applications.





Chain is shown in High Performance (HP™) material.



Chain Information

Chain Capacity	Number of Sprockets	
	per ft of width	per m of width
Drive Shaft	$(\text{Width} / 3.34\text{in}) + 2$	$(\text{Width} / 85\text{mm}) + 2$
Idler Shaft	$\text{Width} / 3.34\text{in}$	$\text{Width} / 85\text{mm}$

Available Materials

Prefix	Chain Material	Standard Pin Material	Temperature						Chain Strength				Approximate Weight		FDA Approval
			Fahrenheit			Celsius			Straight		Curve		lbs/ft ²	Kg/m ²	
			min	max dry	max wet	min	max dry	max wet	lbs/ft	N/m	lbs	N			
Standard Materials															
XLG	High Performance	GVK	-40	180	150	-40	82	66	617	9,002	75	334	6.67	32.57	Yes
Made-to-Order Materials															
HP™	High Performance	GVK	-40	180	150	-40	82	66	617	9,002	75	334	6.67	32.57	Yes

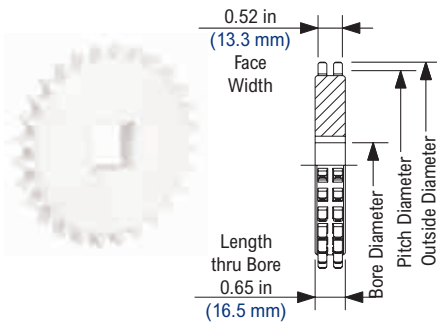
Regulatory Information

The Food and Drug Administration (FDA) accepts certain materials for direct food contact. FDA approved material is compliant to FDA 21 CFR § 177. Rexnord, MatTop, Positrak, Platinum Series, PS and HP are trademarks of Rexnord Corporation. All rights reserved.

Additional Notes

MTO (Made-to-Order) products are non-returnable. Minimum order quantity and additional setup charges may also apply. For chain width information see page MT - WIDTH - 1 at end of MatTop® section. Open area = 39.0%. Minimum Side-flex radius = 2 times the chain width. Chain strength is listed at room temperature. NR = Not Recommended. For additional material information, see material portfolio.

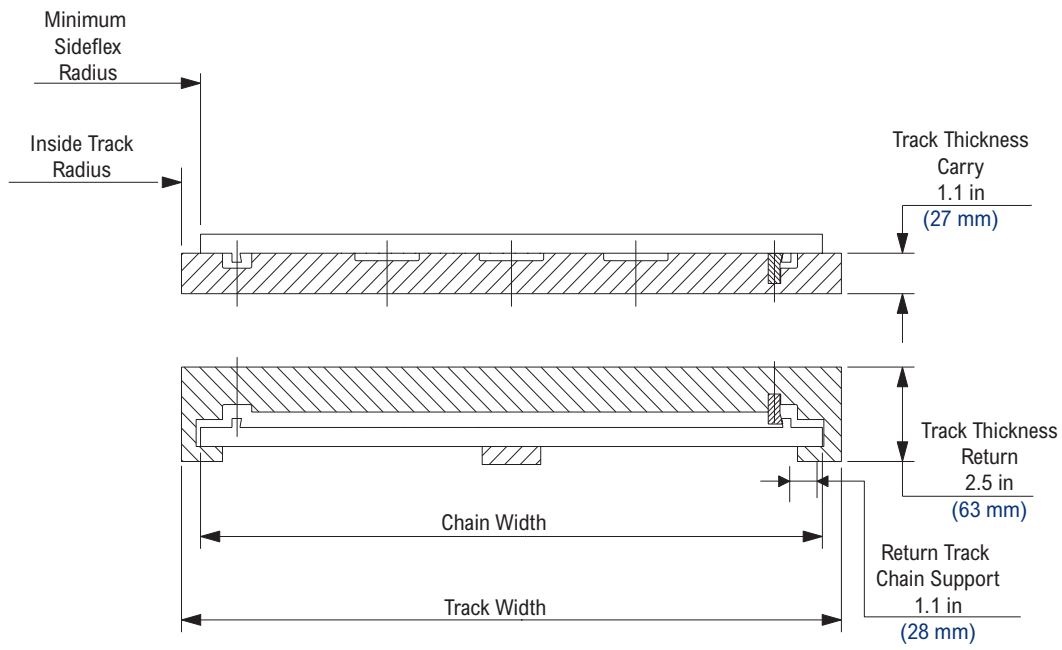
KU7526 Thermoplastic Solid Sprocket



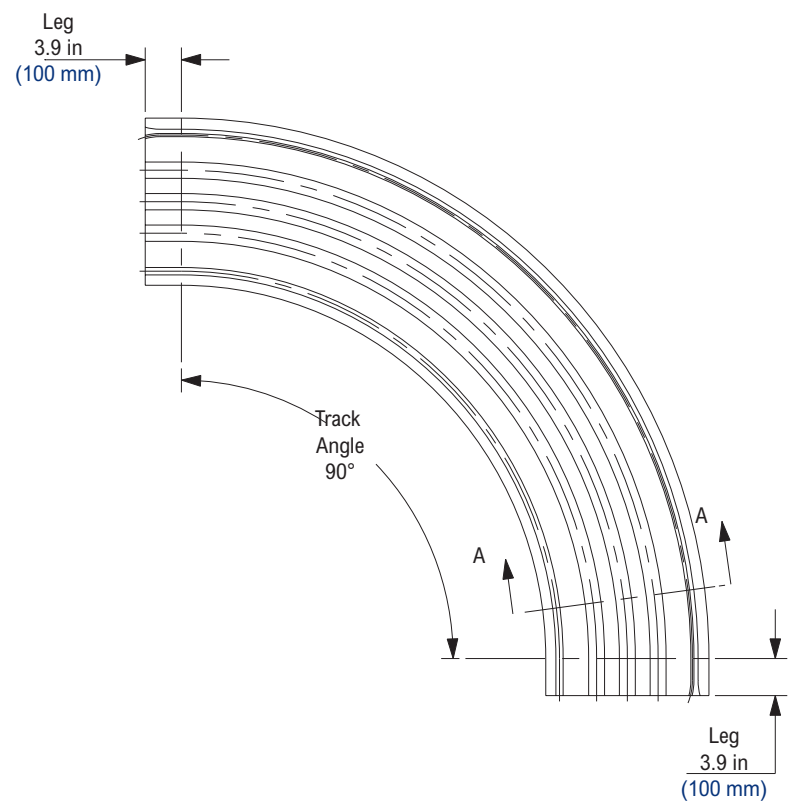
KU7526 Thermoplastic Solid Sprocket Information

Number Of Teeth		Pitch Diameter		Outside Diameter		Bore Diameter (Shaft-Ready)								Bore Diameter (Idler)				Approximate Weight			
						Round				Square				in		mm					
						in	mm	min	max	min	max	min	max	min	max	min	max			min	max
actual	effect	in	mm	in	mm	min	max	min	max	min	max	min	max	min	max	min	max	min	max	lbs	kg
28	28	4.460	113.28	4.46	113.3	1	2 1/2	25	65	1	2	25	50	1	2 1/2	25	65	0.31	0.14		

All sprocket bores are oversized for a sliding fit. See page 5 in the Rexnord 7825/7526 Design Manual for mounting recommendations. Shaft-ready round bores are shipped with one keyway and no setscrews.



Section A - A



Corner Track

Part Number	Chain Width		Track Width		Recommended Side-flex Radius		Inside Track Radius		Material	Color	Return Guide Shoe Part Number	Approximate Weight	
	in	mm	in	mm	in	mm	in	mm				lbs	kg
804.02.01	6.7	170	7.7	196	13.4	340	12.9	328	UHMWPE	Black	759.24.02	28.0	12.7
804.02.02	10	254	11.1	282	20.1	511	19.6	498	UHMWPE	Black	759.24.03	60.6	27.5
804.02.03	13.4	340	14.4	366	26.8	681	26.3	668	UHMWPE	Black	759.24.04	104.8	47.5
804.02.04	16.7	424	17.8	452	33.5	851	33.0	838	UHMWPE	Black	759.24.05	162.0	73.5
804.02.05	20.1	511	21.1	536	40.2	1,021	40.0	1,016	UHMWPE	Black	759.24.06	231.7	105.1
804.02.06	23.4	594	24.5	622	46.9	1,191	46.3	1,176	UHMWPE	Black	759.24.07	311.6	141.3
804.02.07	26.8	681	27.8	706	53.5	1,359	53.1	1,349	UHMWPE	Black	759.24.08	404.6	183.5
804.02.08	30.1	765	31.1	790	60.2	1,529	59.7	1,516	UHMWPE	Black	759.24.09	508.4	230.6

Return side curves do not contain (100 mm) 3.9 in. tangents.
 Return guide shoe or roller should be used to guide chain into return track.


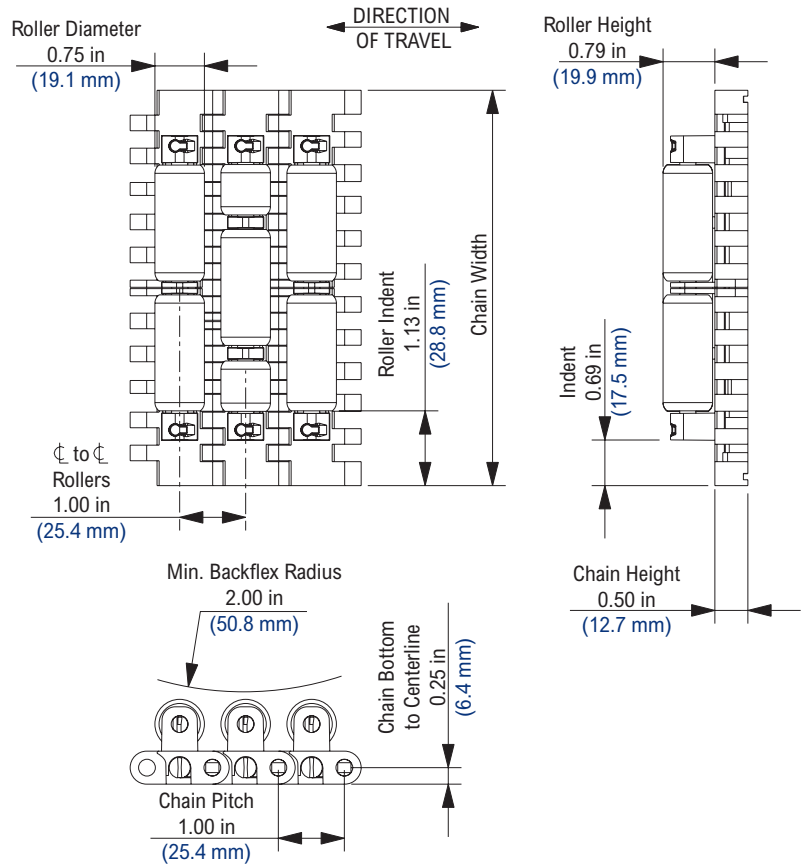


Photo shows 7703 MatTop® Chain molded in High Performance (HP™) material.

Chain Information

Chain Capacity	Number of Sprockets	
	per ft of width	per m of width
0% - 50%	2	7
50% - 100%	4	13



Available Materials

Prefix	Chain Material	Standard Pin Material	Temperature						Chain Strength		Approximate Weight		FDA Approval
			Fahrenheit			Celsius							
			min	max dry	max wet	min	max dry	max wet	lbs/ft	N/m	lbs/ft ²	Kg/m ²	
Standard Materials													
HP™	High Performance	Polyester	-40	180	150	-40	82	66	2,950	43,041	5.10	24.90	Yes
Made-to-Order Materials													
PS®	Platinum Series®	Polyester	-40	180	150	-40	82	66	2,950	43,041	5.10	24.90	Yes
WX	Green Abrasion Resistant Polyamide	Acetal	-40	220	NR	-40	104	NR	2,950	43,041	5.10	24.90	No

Regulatory Information

The Food and Drug Administration (FDA) accepts certain materials for direct food contact. FDA approved material is compliant to FDA 21 CFR § 177. Rexnord, MatTop, TwistLock, Platinum Series, HP and PS are trademarks of Rexnord Corporation. All rights reserved.

Additional Notes

MTO (Made-to-Order) products are non-returnable. Minimum order quantity and additional setup charges may also apply. For chain width information see page MT - WIDTH - 1. Open area = 3.0%. WX chain is assembled with HP™ rollers. Typical coefficient of friction between chain and product = 0.09. Chain strength is listed at room temperature. NR = Not Recommended. For additional material information, see material portfolio.

7705


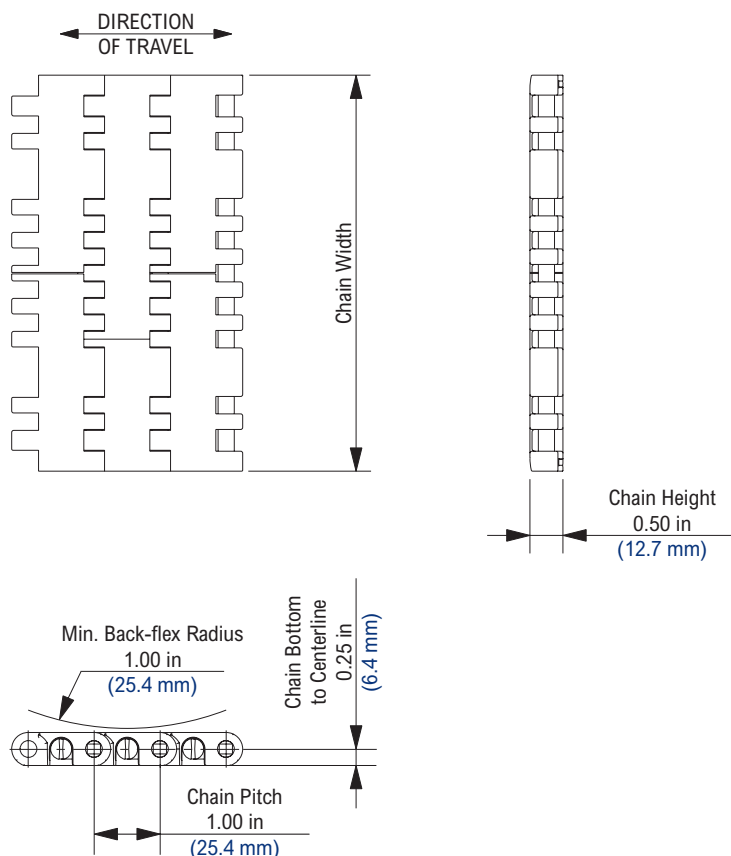


Photo shows 7705 MatTop® Chain molded in High Performance (HP™) material.



Chain Information

Chain Capacity	Number of Sprockets	
	per ft of width	per m of width
0% - 50%	2	7
50% - 100%	4	13

Available Materials

Prefix	Chain Material	Standard Pin Material	Temperature						Chain Strength		Approximate Weight		FDA Approval
			Fahrenheit			Celsius							
			min	max		min	max		lbs/ft	N/m	lbs/ft ²	Kg/m ²	
Standard Materials													
HP™	High Performance	Polyester	-40	180	150	-40	82	66	2,950	43,041	2.76	13.48	Yes
PSX®	Platinum Series X®	Polyester	-40	180	150	-40	82	66	2,950	43,041	2.76	13.48	Yes
WX	Green Abrasion Resistant Polyamide	Acetal	-40	220	NR	-40	104	NR	2,950	43,041	2.76	13.48	No
Made-to-Order Materials													
AS	Anti-Static	Polyester	0	180	NR	-18	82	NR	1,770	25,824	2.76	13.48	No
FR	Flame Retardant	Polyester	0	180	140	-18	82	60	2,508	36,592	2.76	13.48	No
HT	High Temperature	Polypropylene	40	220	212	4	104	100	1,800	26,262	1.85	9.03	Yes
PS®	Platinum Series®	Polyester	-40	180	150	-40	82	66	2,950	43,041	2.76	13.48	Yes
WHP	White High Performance	Polyester	-40	180	150	-40	82	66	2,950	43,041	2.76	13.48	Yes
WHT	White High Temperature	Polypropylene	40	220	212	4	104	100	1,800	26,262	1.85	9.03	Yes
WSM	White Cut Resistant	Polyester	-40	180	150	-40	82	66	2,950	43,041	2.76	13.48	Yes

Regulatory Information

The Food and Drug Administration (FDA) accepts certain materials for direct food contact. FDA approved material is compliant to FDA 21 CFR § 177.

Rexnord, MatTop, TwistLock, Platinum Series, Platinum Series X, HP, PS and PSX are trademarks of Rexnord Corporation.

All rights reserved.

U.S. Patent: 5335768

Additional Notes

MTO (Made-to-Order) products are non-returnable. Minimum order quantity and additional setup charges may also apply.

For chain width information see page MT - WIDTH - 1.

Open area = 3.0%.

Stainless steel pins are available on a made-to-order basis.

Chain strength is listed at room temperature. NR = Not Recommended.

For additional material information, see material portfolio.


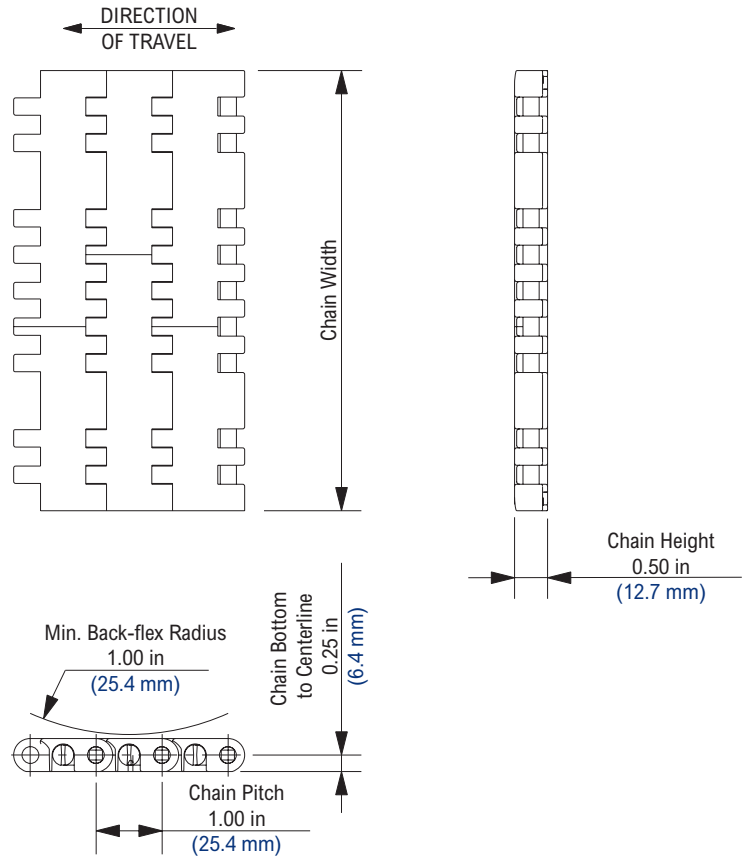


Photo shows Metric 7705 MatTop® Chain molded in High Performance (HP™) material.



Chain Information

Chain Capacity	Number of Sprockets	
	per ft of width	per m of width
50% - 100%	4	13
0% - 50%	2	7

Available Materials

Prefix	Chain Material	Standard Pin Material	Temperature						Chain Strength		Approximate Weight		FDA Approval
			Fahrenheit			Celsius							
			min	max		min	max		lbs/ft	N/m	lbs/ft ²	Kg/m ²	
	dry	wet	dry	wet									
Standard Materials													
HP™	High Performance	Polyester	-40	180	150	-40	82	66	2,950	43,041	2.76	13.48	Yes
PSX®	Platinum Series X®	Polyester	-40	180	150	-40	82	66	2,950	43,041	2.76	13.48	Yes
Made-to-Order Materials													
HT	High Temperature	Polypropylene	40	220	212	4	104	100	2,950	43,041	1.85	9.03	Yes
PS®	Platinum Series®	Polyester	-40	180	150	-40	82	66	2,950	43,041	2.76	13.48	Yes

Regulatory Information

The Food and Drug Administration (FDA) accepts certain materials for direct food contact. FDA approved material is compliant to FDA 21 CFR § 177. Rexnord, MatTop, TwistLock, Platinum Series, Platinum Series X, HP, PS and PSX are trademarks of Rexnord Corporation. All rights reserved. U.S. Patent: 5335768

Additional Notes

MTO (Made-to-Order) products are non-returnable. Minimum order quantity and additional setup charges may also apply. For chain width information see page MT - WIDTH - 1. Open area = 3.0%. Stainless steel pins are available on a made-to-order basis. Metric modules, designated by orange plugs, will not couple with English modules. Also available with PosiTrack™ Tracking Guides; please see accessories for more information. Chain strength is listed at room temperature. NR = Not Recommended. For additional material information, see material portfolio.

7705 (MTW)


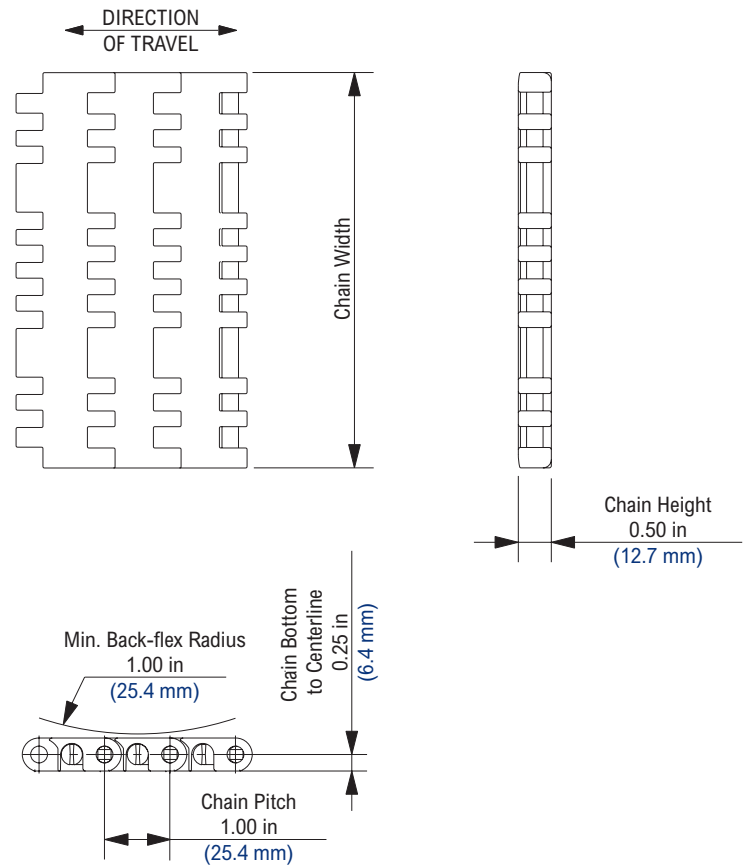


Photo shows 7705 Molded-to-Width (MTW) MatTop® Chain molded in High Performance (HP™) material.



Chain Information

desc	Chain Width		Number of Sprockets	Chain Strength	
	in	mm		lbs	N
3 1/4	3.25	82.6	1	685	3,047
4 1/2	4.50	114.3	1	1,025	4,559
6	6.00	152.4	2	1,475	6,561
7 1/2	7.50	190.5	2	1,750	7,784
15	15.00	381.0	3	3,400	15,124

Available Materials

Prefix	Chain Material	Standard Pin Material	Temperature				Chain Strength		Approximate Weight		FDA Approval
			Fahrenheit		Celsius						
			min	max	min	max	lbs/ft	N/m	lbs/ft ²	Kg/m ²	
Standard Materials											
HP™	High Performance	Polyester	-40	180	150	-40	82	66	2.76	13.48	Yes
PSX®	Platinum Series X®	Polyester	-40	180	150	-40	82	66	2.76	13.48	Yes
WX	Green Abrasion Resistant Polyamide	Acetal	-40	220	NR	-40	104	NR	2.70	13.18	No
Made-to-Order Materials											
AS	Anti-Static	Polyester	0	180	NR	-18	82	NR	2.76	13.48	No
BSM	Black Cut Resistant	Polyester	-40	180	150	-40	82	66	2.76	13.48	Yes
HT	High Temperature	Polypropylene	40	220	212	4	104	100	1.85	9.03	Yes
P	Chemical Resistant	Polyester	0	180	140	-18	82	60	2.76	13.48	Yes
PS®	Platinum Series®	Polyester	-40	180	150	-40	82	66	2.76	13.48	Yes
WHP	White High Performance	Polyester	-40	180	150	-40	82	66	2.76	13.48	Yes

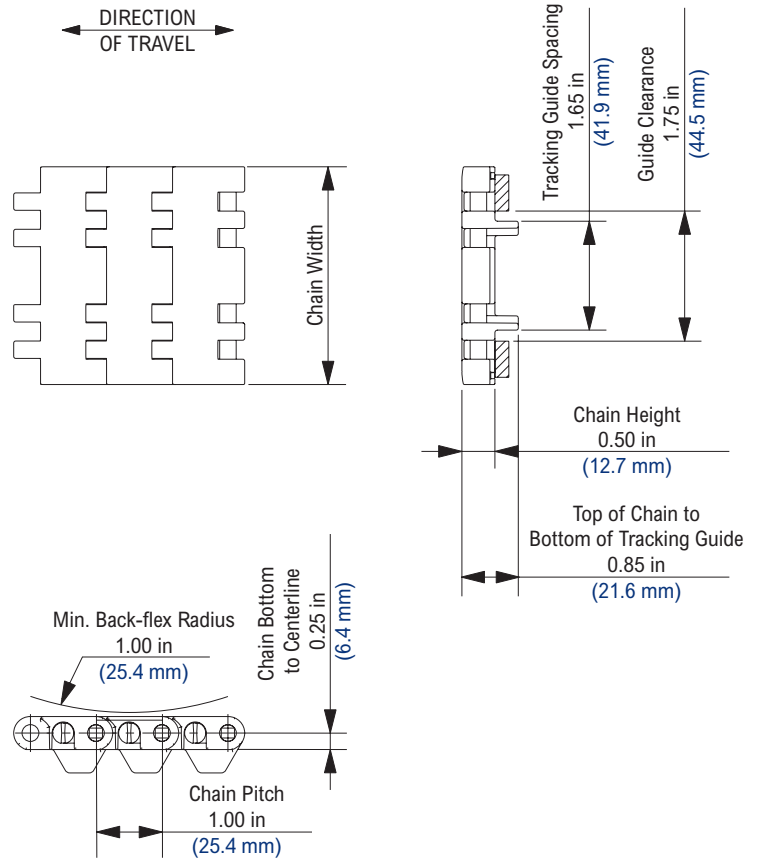

Regulatory Information

The Food and Drug Administration (FDA) accepts certain materials for direct food contact. FDA approved material is compliant to FDA 21 CFR § 177. Rexnord, MatTop, TwistLock, Platinum Series, Platinum Series X, HP, PS and PSX are trademarks of Rexnord Corporation. All rights reserved. U.S. Patent: 5335768

Additional Notes

MTO (Made-to-Order) products are non-returnable. Minimum order quantity and additional setup charges may also apply. Stocked in 120 pitch, 10 ft (3.048 m) length strands. Open area = 3.0%. Stainless steel pins are available on a made-to-order basis. WX7705-15 is supplied as bricked assembly. Chain strength is based on acetal-based materials and listed at room temperature. NR = Not Recommended. For additional material information, see material portfolio.

7705 (MTW) PT



Chain Information

desc	Chain Width		Number of Sprockets	Chain Strength	
	in	mm		lbs	N
3 1/4	3.25	82.6	1	685	3,047
4 1/2	4.50	114.3	1	1,025	4,559
7 1/2	7.50	190.5	2	1,750	7,784

Available Materials

Prefix	Chain Material	Standard Pin Material	Temperature						Approximate Weight		FDA Approval
			Fahrenheit			Celsius					
			min	max dry	max wet	min	max dry	max wet	lbs/ft ²	Kg/m ²	
Standard Materials											
HP™	High Performance	Polyester	-40	180	150	-40	82	66	2.76	13.48	Yes
PSX®	Platinum Series X®	Polyester	-40	180	150	-40	82	66	2.76	13.48	Yes
WX	Green Abrasion Resistant Polyamide	Acetal	-40	220	NR	-40	104	NR	2.70	13.18	No
Made-to-Order Materials											
AS	Anti-Static	Polyester	0	180	NR	-18	82	NR	2.76	13.48	No
BSM	Black Cut Resistant	Polyester	-40	180	150	-40	82	66	2.76	13.48	Yes
HT	High Temperature	Polypropylene	40	220	212	4	104	100	1.85	9.03	Yes
P	Chemical Resistant	Polyester	0	180	140	-18	82	60	2.76	13.48	Yes
PS®	Platinum Series®	Polyester	-40	180	150	-40	82	66	2.76	13.48	Yes
WHP	White High Performance	Polyester	-40	180	150	-40	82	66	2.76	13.48	Yes

Regulatory Information

The Food and Drug Administration (FDA) accepts certain materials for direct food contact. FDA approved material is compliant to FDA 21 CFR § 177.

Rexnord, MatTop, TwistLock, Platinum Series, Platinum Series X, HP, PS and PSX are trademarks of Rexnord Corporation.

All rights reserved.

U.S. Patent: 5335768

Additional Notes

MTO (Made-to-Order) products are non-returnable. Minimum order quantity and additional setup charges may also apply.

Stocked in 120 pitch, 10 ft (3.048 m) length strands.

Open area = 3.0%.

Stainless steel pins are available on a made-to-order basis.

NS7700-21T and NS7700-31T sprockets may not be compatible with 7705/6 MTW PT due to bore adapters that can interfere with the chains' positrack.

Chain strength is based on acetal-based materials and listed at room temperature. NR = Not Recommended.

For additional material information, see material portfolio.

7705 (MTW) PT


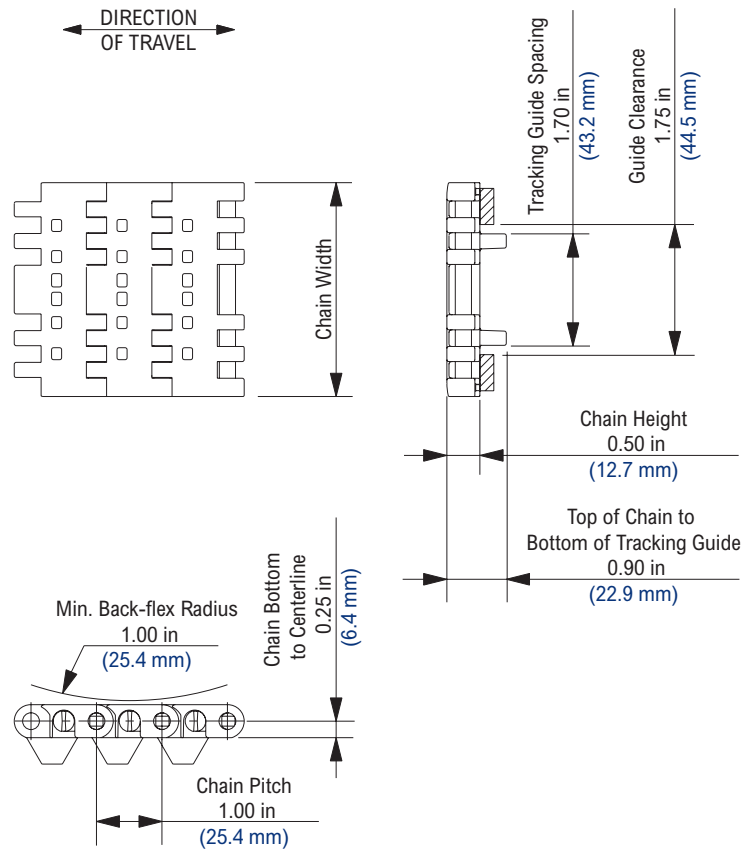


Photo shows Metric 7705 Molded-to-Width (MTW) MatTop® Chain with Positrac™ (PT) Tracking Guides molded in High Performance (HP™) material.

Chain Information

desc	Chain Width		Number of Sprockets	Chain Strength	
	in	mm		lbs	N
84 MM	3.31	84.0	1	685	3,047



Available Materials

Prefix	Chain Material	Standard Pin Material	Temperature						Approximate Weight		FDA Approval
			Fahrenheit			Celsius					
			min	max		min	max		lbs/ft ²	Kg/m ²	
Standard Materials											
HP™	High Performance	Polyester	-40	180	150	-40	82	66	2.76	13.48	Yes
PSX®	Platinum Series X®	Polyester	-40	180	150	-40	82	66	2.76	13.48	Yes
Made-to-Order Materials											
PS®	Platinum Series®	Polyester	-40	180	150	-40	82	66	2.76	13.48	Yes

Regulatory Information

The Food and Drug Administration (FDA) accepts certain materials for direct food contact. FDA approved material is compliant to FDA 21 CFR § 177.

Rexnord, MatTop, Positrac, TwistLock, Platinum Series X, HP, PS, and PSX are trademarks of Rexnord Corporation.

All rights reserved.

U.S. Patent: 5335768

Additional Notes

MTO (Made-to-Order) products are non-returnable. Minimum order quantity and additional setup charges may also apply.

Stocked in 120 pitch, 10 ft (3.048 m) length strands.

Open area = 3.0%.

Stainless steel pins are available on a made-to-order basis.

Metric modules designated by orange plugs.

NS7700-21T and NS7700-31T sprockets may not be compatible with 7705 MTW PT due to bore adapters that can interfere with the chains' positrac.

Chain strength is based on acetal-based materials and listed at room temperature. NR = Not Recommended.

For additional material information, see material portfolio.

7705 RubberTop®


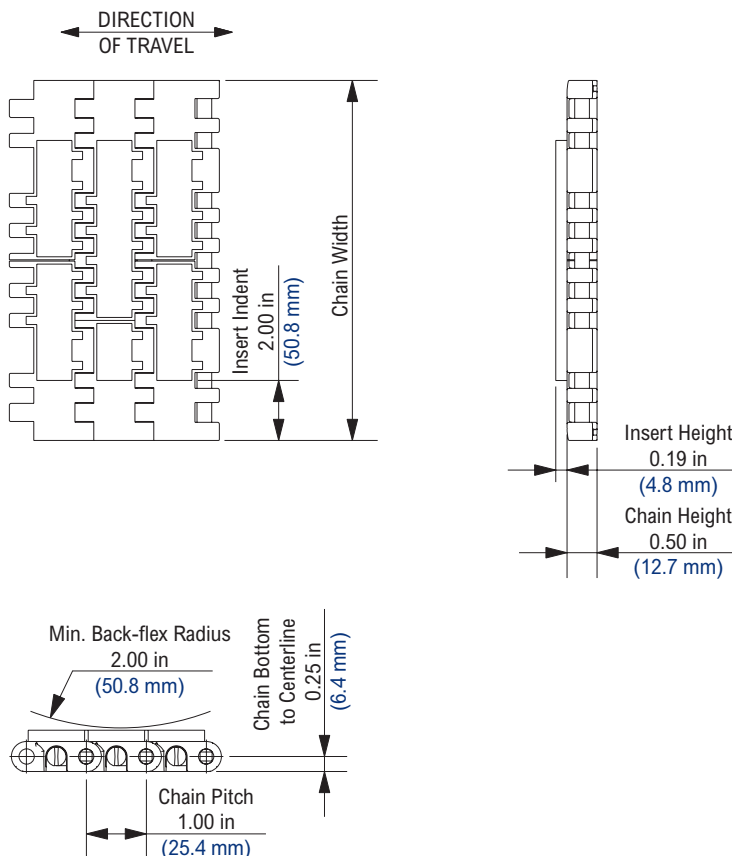


Photo shows 7705 RubberTop® MatTop® Chain molded in High Temperature Friction Top (HTF) material.



Chain Information

Chain Capacity	Number of Sprockets	
	per ft of width	per m of width
0% - 50%	2	7
50% - 100%	4	13

Available Materials

Prefix	Chain Material	Standard Pin Material	Temperature						Approximate Weight		FDA Approval		
			Fahrenheit		Celsius								
			min	max	min	max	dry	wet	lbs/ft ²	Kg/m ²			
Standard Materials													
HT	High Temperature	Polypropylene	40	180	140	4	104	100	1,800	26,262	2.17	10.59	Yes
GTC	Gray Tough Composite	Acetal	0	180	140	-18	82	60	2,200	32,098	2.63	12.84	No

Regulatory Information

The Food and Drug Administration (FDA) accepts certain materials for direct food contact. FDA approved material is compliant to FDA 21 CFR § 177.

Rexnord, MatTop, TwistLock and RubberTop are trademarks of Rexnord Corporation.

All rights reserved.

Additional Notes

For chain width information see page MT - WIDTH - 1.

Open area = 3.0%.

TC links are molded with 50 Shore A urethane friction pads.

HT links are molded with 50 Shore A TPE friction pads.

TCFmodules are designated by black plugs.

Stainless steel pins are available on a made-to-order basis.

Chain strength is listed at room temperature. NR = Not Recommended.

For additional material information, see material portfolio.

7705 SuperGrip™ (MTW)


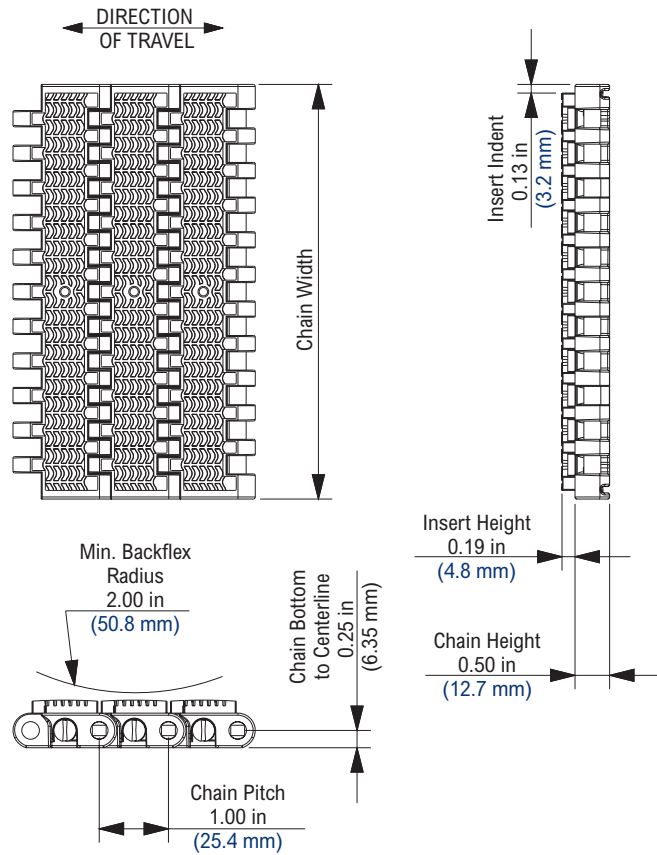


Photo shows 7705 SuperGrip™ Molded-to-Width (MTW) MatTop® Chain molded in Tough Composite Friction Top (TCF) material.



Chain Information

Chain Width			Number of Sprockets	Chain Strength	
desc	in	mm		lbs	N
4	4.00	101.6	1	700	3,144
6	6.00	152.4	2	1,100	4,893

Available Materials

Prefix	Chain Material	Standard Pin Material	Temperature						Approximate Weight		FDA Approval
			Fahrenheit			Celsius					
			min	max		min	max		lbs/ft ²	Kg/m ²	
Standard Materials											
HT	High Temperature	Polypropylene	40	180	140	4	104	100	2.17	10.59	Yes
GTC	Gray Tough Composite	Acetal	0	180	140	-18	82	60	2.63	12.84	No

Regulatory Information

The Food and Drug Administration (FDA) accepts certain materials for direct food contact. FDA approved material is compliant to FDA 21 CFR § 177.

Rexnord, MatTop and TwistLock are trademarks of Rexnord Corporation.

All rights reserved.

U.S. Patent: 5335768

Additional Notes

For chain width information see page MT - WIDTH - 1.

Open area = 3.0%.

GTC links are molded with 50 Shore A urethane friction pads.

HT links are molded with 50 Shore A TPE friction pads.

GTC modules are designated by black plugs.

Stainless steel pins are available on a made-to-order basis.

Chain strength is based on Tough Composite material at room temperature. NR = Not Recommended.

For additional material information, see material portfolio.

7705SG SuperGrip™


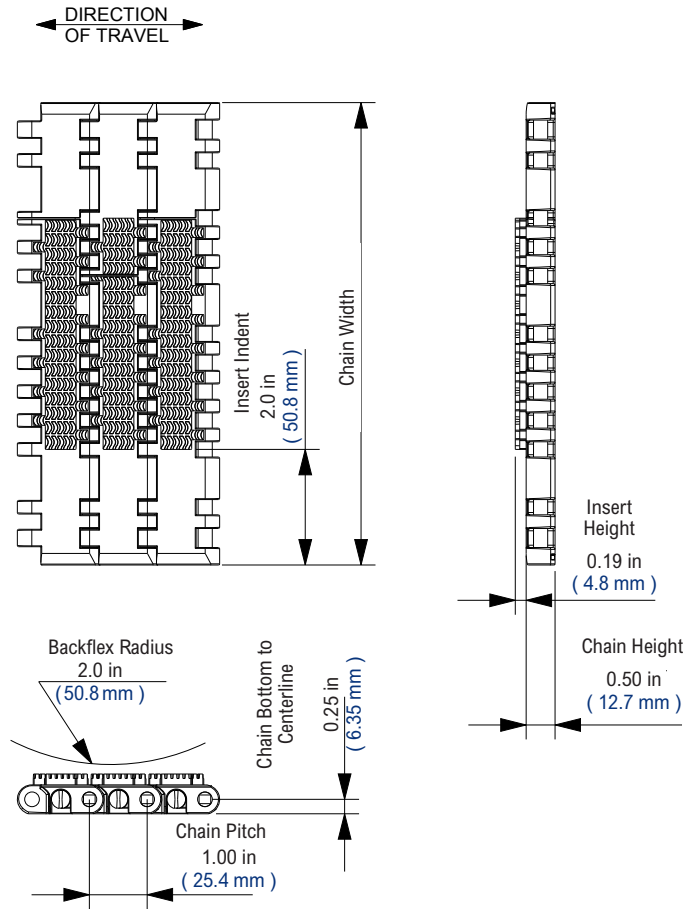


Photo shows 7705SG Assembled-to-Width (ATW) MatTop® Chain molded in High Temperature Friction Top (HTF) material.

Chain Information

Chain Capacity	Number of Sprockets	
	per ft of width	per m of width
0% - 50%	2	7
50% - 100%	4	13



Available Materials

Prefix	Chain Material	Standard Pin Material	Temperature						Chain Strength		Approximate Weight		FDA Approval
			Fahrenheit			Celsius							
			min	max dry	max wet	min	max dry	max wet	lbs/ft	N/m	lbs/ft ²	Kg/m ²	
Standard Materials													
HT	High Temperature	Polypropylene	40	180	140	4	104	100	1,800	26,262	2.17	10.59	Yes
GTC	Gray Tough Composite	Acetal	0	180	140	-18	82	60	2,200	32,098	2.63	12.84	No

Regulatory Information

The Food and Drug Administration (FDA) accepts certain materials for direct food contact. FDA approved material is compliant to FDA 21 CFR § 177.

Rexnord, MatTop, TwistLock and RubberTop are trademarks of Rexnord Corporation.

All rights reserved.

Additional Notes

For chain width information see page MT - WIDTH - 1.

Open area = 3.0%.

TCF links are molded with 50 Shore A urethane friction pads.

HTF links are molded with 50 Shore A TPE friction pads.

TCF modules are designated by black plugs.

Stainless steel pins are available on a made-to-order basis.

Chain strength is listed at room temperature. NR = Not Recommended.

For additional material information, see material portfolio.

7705 DTS®PT


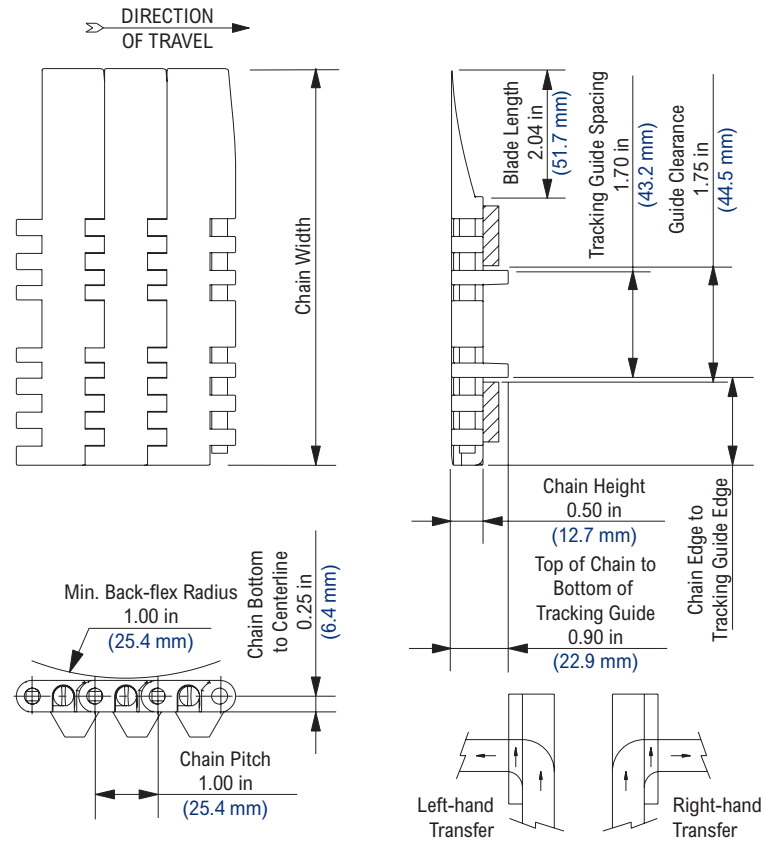


Photo shows 7705 MatTop® Chain with DynamicTransfer System™ (DTS®) and Positrack™ (PT) Tracking Guides molded in High Performance (HP™) material.



Chain Information

desc	Chain Width		Chain Edge to Tracking Guide Edge		Number of Sprockets	Chain Strength	
	in	mm	in	mm		lbs	N
4 1/2	6.30	160.0	1.40	35.6	1	1,025	4,559
7 1/2	9.30	236.2	2.90	73.7	2	1,750	7,784

Available Materials

Prefix	Chain Material	Standard Pin Material	Temperature						Approximate Weight		FDA Approval
			Fahrenheit			Celsius			lbs/ft ²	Kg/m ²	
			min	max dry	max wet	min	max dry	max wet			
Standard Materials											
HP™	High Performance	Polyester	-40	180	150	-40	82	66	2.76	13.48	Yes
PSX®	Platinum Series X®	Polyester	-40	180	150	-40	82	66	2.76	13.48	Yes
Made-to-Order Materials											
HT	High Temperature	Polypropylene	40	220	212	4	104	100	1.85	9.03	Yes
PS®	Platinum Series®	Polyester	-40	180	150	-40	82	66	2.76	13.48	Yes

Regulatory Information

The Food and Drug Administration (FDA) accepts certain materials for direct food contact. FDA approved material is compliant to FDA 21 CFR § 177.

Rexnord, MatTop, DynamicTransfer System, DTS, Positrack, TwistLock, Platinum Series, Platinum Series X, HP, PS and PSX are trademarks of Rexnord Corporation.

All rights reserved.

U.S. Patents: 5335768, 5634550

Additional Notes

MTO (Made-to-Order) products are non-returnable. Minimum order quantity and additional setup charges may also apply.

Stocked in 120 pitch, 10 ft (3.048 m) length strands.


Available in both left-hand and right-hand modules.

Also known as single module DTS®.

Chain strength is based on acetal-based materials and listed at room temperature. NR = Not Recommended.

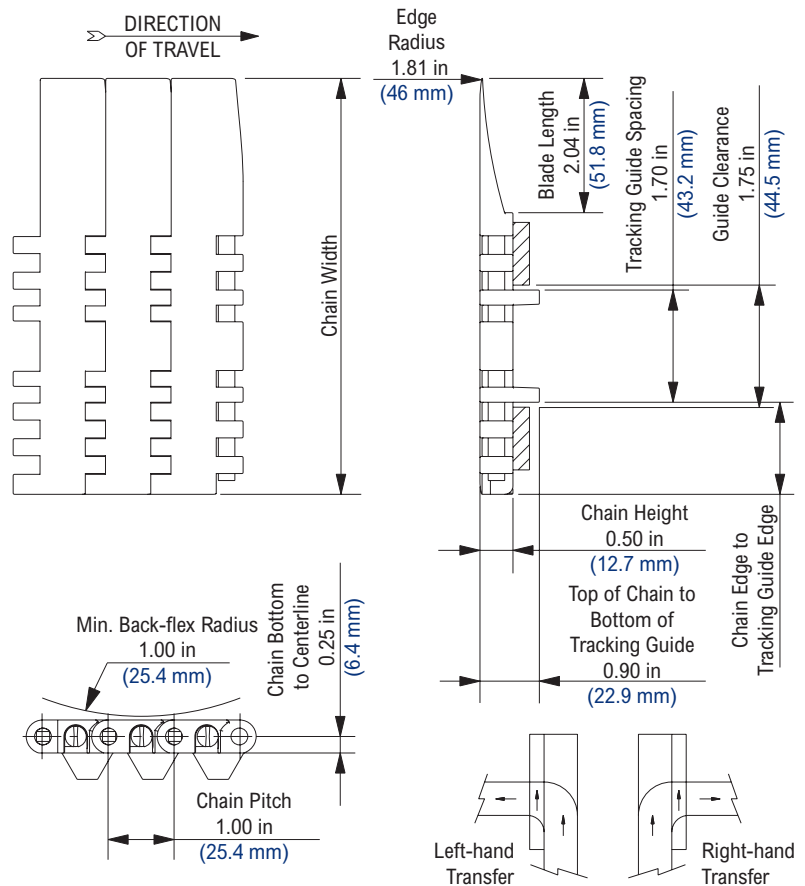
For additional material information, see material portfolio.

7705 DTS®-R PT



Chain Information

Chain Width		Chain Edge to Tracking Guide Edge		Number of Sprockets	Chain Strength		
desc	in	mm	in		mm	lbs	N
4 1/2	6.30	160.0	1.40	35.6	1	1,025	4,559
7 1/2	9.30	236.2	2.90	73.7	2	1,750	7,784



Available Materials

Prefix	Chain Material	Standard Pin Material	Temperature						Approximate Weight	FDA Approval	
			Fahrenheit			Celsius					
			min	max dry	max wet	min	max dry	max wet	lbs/ft ²		Kg/m ²
Standard Materials											
HP™	High Performance	Polyester	-40	180	150	-40	82	66	2.76	13.48	Yes
PSX®	Platinum Series X®	Polyester	-40	180	150	-40	82	66	1.30	6.35	Yes

Regulatory Information

The Food and Drug Administration (FDA) accepts certain materials for direct food contact. FDA approved material is compliant to FDA 21 CFR § 177.

Rexnord, MatTop, DynamicTransfer System, DTS, Positrack, TwistLock, Platinum Series X, HP and PSX are trademarks of Rexnord Corporation.

All rights reserved.

U.S. Patents: 5335768, 5634550

Additional Notes

Stocked in 120 pitch, 10 ft (3.048 m) length strands.

Available in both left-hand and right-hand modules.

DTS-R's radius blade, designated by blue plugs, optimizes the transfer of unstable products when conveying onto blade.

NS7700-21T and NS7700-31T sprockets may not be compatible with 7705 MTW PT due to bore adapters that can interfere with the chains' positrack.

Chain strength is based on acetal-based materials and listed at room temperature. NR = Not Recommended.

For additional material information, see material portfolio.

7706


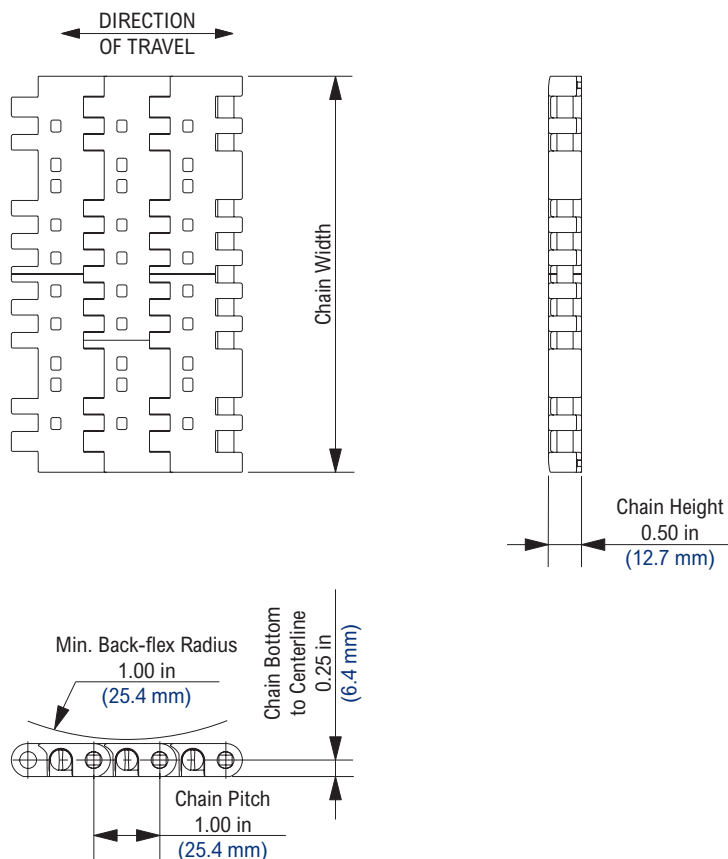


Photo shows 7706 MatTop® Chain molded in High Performance (HP™) material.



Chain Information

Chain Capacity	Number of Sprockets	
	per ft of width	per m of width
0% - 50%	2	7
50% - 100%	4	13

Available Materials

Prefix	Chain Material	Standard Pin Material	Temperature						Chain Strength		Approximate Weight		FDA Approval
			Fahrenheit			Celsius							
			min	max dry	max wet	min	max dry	max wet	lbs/ft	N/m	lbs/ft ²	Kg/m ²	
Standard Materials													
HP™	High Performance	Polyester	-40	180	150	-40	82	66	2,950	43,041	2.70	13.18	Yes
Made-to-Order Materials													
AS	Anti-Static	Polyester	0	180	NR	-18	82	NR	1,770	25,824	2.70	13.18	No
FR	Flame Retardant	Polyester	0	180	140	-18	82	60	2,508	36,592	2.70	13.18	No
HT	High Temperature	Polypropylene	40	220	212	4	104	100	1,800	26,262	1.85	9.03	Yes
P	Chemical Resistant	Polyester	0	180	140	-18	82	60	2,360	34,432	2.70	13.18	Yes
PS®	Platinum Series®	Polyester	-40	180	150	-40	82	66	2,950	43,041	2.70	13.18	Yes
WHP	White High Performance	Polyester	-40	180	150	-40	82	66	2,950	43,041	2.70	13.18	Yes
WHT	White High Temperature	Polypropylene	40	220	212	4	104	100	1,800	26,262	1.85	9.03	Yes
WX	Green Abrasion Resistant Polyamide	Acetal	-40	220	NR	-40	104	NR	2,950	43,041	2.70	13.18	No

Regulatory Information

The Food and Drug Administration (FDA) accepts certain materials for direct food contact. FDA approved material is compliant to FDA 21 CFR § 177.

Rexnord, MatTop, TwistLock, Platinum Series, HP and PS are trademarks of Rexnord Corporation.

All rights reserved.

U.S. Patent: 5335768

Additional Notes

MTO (Made-to-Order) products are non-returnable. Minimum order quantity and additional setup charges may also apply.

For chain width information see page MT - WIDTH - 1.

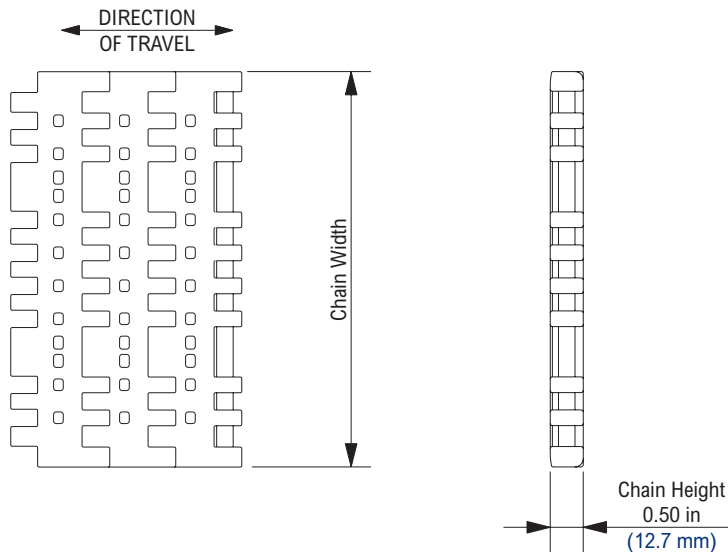
Open area = 8.0%.

Stainless steel pins are available on a made-to-order basis.

Chain strength is listed at room temperature. NR = Not Recommended.

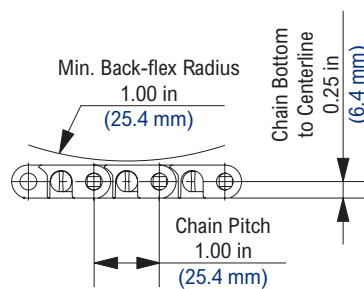
For additional material information, see material portfolio.

7706 (MTW)



Chain Information

Chain Width			Number of Sprockets	Chain Strength	
desc	in	mm		lbs	N
3 1/4	3.25	82.6	1	685	3,047
4 1/2	4.50	114.3	1	1,025	4,559
6	6.00	152.4	2	1,475	6,561
7 1/2	7.50	190.5	2	1,750	7,784
15	15.00	381.0	3	3,400	15,124



Available Materials

Prefix	Chain Material	Standard Pin Material	Temperature						Approximate Weight		FDA Approval
			Fahrenheit			Celsius			lbs/ft ²	Kg/m ²	
			min	max		min	max				
			dry	wet		dry	wet				
Standard Materials											
HP™	High Performance	Polyester	-40	180	150	-40	82	66	2.70	13.18	Yes
Made-to-Order Materials											
AS	Anti-Static	Polyester	0	180	NR	-18	82	NR	2.70	13.18	No
HT	High Temperature	Polypropylene	40	220	212	4	104	100	1.85	9.03	Yes
P	Chemical Resistant	Polyester	0	180	140	-18	82	60	2.70	13.18	Yes
PS®	Platinum Series®	Polyester	-40	180	150	-40	82	66	2.70	13.18	Yes
WHP	White High Performance	Polyester	-40	180	150	-40	82	66	2.70	13.18	Yes
WX	Green Abrasion Resistant Polyamide	Acetal	-40	220	NR	-40	104	NR	2.70	13.18	No

Regulatory Information

The Food and Drug Administration (FDA) accepts certain materials for direct food contact. FDA approved material is compliant to FDA 21 CFR § 177.

Rexnord, MatTop, TwistLock, Platinum Series, HP and PS are trademarks of Rexnord Corporation.

All rights reserved.

U.S. Patent: 5335768

Additional Notes

MTO (Made-to-Order) products are non-returnable. Minimum order quantity and additional setup charges may also apply.

For chain width information see page MT - WIDTH - 1.

Open area = 8.0%.

Stainless steel pins are available on a made-to-order basis.

WX7706-15 is supplied as a bricked assembly.

Chain strength is based on acetal-based materials and listed at room temperature. NR = Not Recommended.

For additional material information, see material portfolio.

7706 (MTW) PT


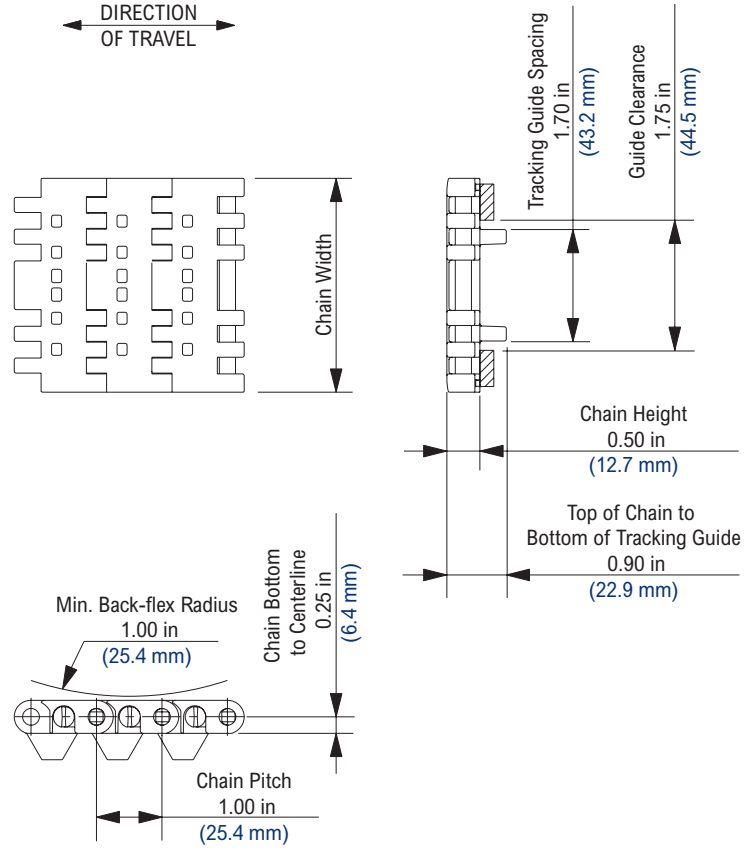


Photo shows 7706 Molded-to-Width (MTW) MatTop® Chain with Positrac™ (PT) Tracking Guides molded in High Performance (HP™) material.

Chain Information

desc	Chain Width		Number of Sprockets	Chain Strength	
	in	mm		lbs	N
3 1/4	3.25	82.6	1	685	3,047
4 1/2	4.50	114.3	1	1,025	4,559
7 1/2	7.50	190.5	2	1,750	7,784



Available Materials

Prefix	Chain Material	Standard Pin Material	Temperature						Approximate Weight		FDA Approval
			Fahrenheit			Celsius					
			min	max		min	max		lbs/ft ²	Kg/m ²	
Standard Materials											
HP™	High Performance	Polyester	-40	180	150	-40	82	66	2.70	13.18	Yes
Made-to-Order Materials											
AS	Anti-Static	Polyester	0	180	NR	-18	82	NR	2.70	13.18	No
HT	High Temperature	Polypropylene	40	220	212	4	104	100	1.85	9.03	Yes
P	Chemical Resistant	Polyester	0	180	140	-18	82	60	2.70	13.18	Yes
PS®	Platinum Series®	Polyester	-40	180	150	-40	82	66	2.70	13.18	Yes
WHP	White High Performance	Polyester	-40	180	150	-40	82	66	2.70	13.18	Yes
WX	Green Abrasion Resistant Polyamide	Acetal	-40	220	NR	-40	104	NR	2.70	13.18	No

Regulatory Information

The Food and Drug Administration (FDA) accepts certain materials for direct food contact. FDA approved material is compliant to FDA 21 CFR § 177.

Rexnord, MatTop, Positrac, TwistLock, Platinum Series, HP and PS are trademarks of Rexnord Corporation.

All rights reserved.

U.S. Patent: 5335768

Additional Notes

MTO (Made-to-Order) products are non-returnable. Minimum order quantity and additional setup charges may also apply.

For chain width information see page MT - WIDTH - 1.

Open area = 8.0%.

Stainless steel pins are available on a made-to-order basis.

NS7700-21T and NS7700-31T sprockets may not be compatible with

7706 MTW PT due to bore adapters that can interfere with the chains' positrac.

Chain strength is based on acetal-based materials and listed at room temperature. NR = Not Recommended.

For additional material information, see material portfolio.


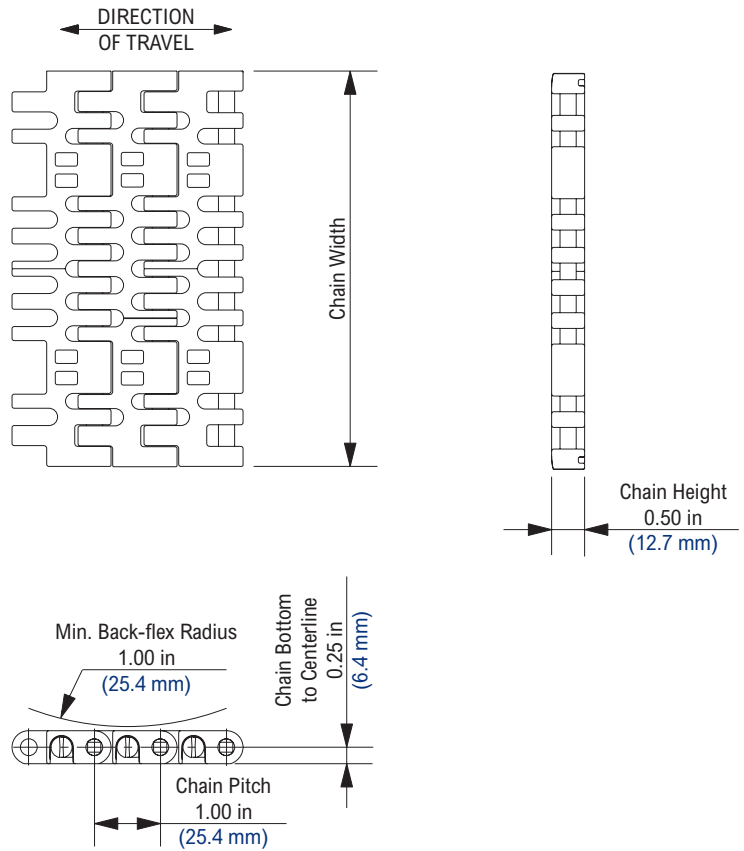


Photo shows 7708 MatTop® Chain molded in High Temperature (HT) material.



Chain Information

Chain Capacity	Number of Sprockets	
	per ft of width	per m of width
0% - 50%	2	7
50% - 100%	4	13

Available Materials

Prefix	Chain Material	Standard Pin Material	Temperature						Chain Strength		Approximate Weight		FDA Approval
			Fahrenheit			Celsius							
			min	max		min	max		lbs/ft	N/m	lbs/ft ²	Kg/m ²	
Standard Materials													
HP™	High Performance	Polyester	-40	180	150	-40	82	66	2,950	43,041	2.38	11.62	Yes
HT	High Temperature	Polypropylene	40	220	212	4	104	100	1,800	26,262	1.60	7.81	Yes
Made-to-Order Materials													
KHT	Khaki High Temperature	Polypropylene	40	220	212	4	104	100	1,800	26,262	1.60	7.81	Yes
PS®	Platinum Series®	Polyester	-40	180	150	-40	82	66	2,950	43,041	2.38	11.62	Yes
USP	Ultra Stabilized Polypropylene	Polypropylene	40	220	212	4	104	100	1,800	26,262	1.60	7.81	No
WHP	White High Performance	Polyester	-40	180	150	-40	82	66	2,950	43,041	2.38	11.62	Yes
WHT	White High Temperature	Polypropylene	40	220	212	4	104	100	1,800	26,262	1.60	7.81	Yes
WLT	White Low Temperature	Polyethylene	-100	80	80	-73	27	27	800	11,672	1.60	7.81	Yes

Regulatory Information

The Food and Drug Administration (FDA) accepts certain materials for direct food contact. FDA approved material is compliant to FDA 21 CFR § 177.

Rexnord, MatTop, TwistLock, Platinum Series, HP and PS are trademarks of Rexnord Corporation.

All rights reserved.

U.S. Patent: 5335768

Additional Notes

MTO (Made-to-Order) products are non-returnable. Minimum order quantity and additional setup charges may also apply.

For chain width information see page MT - WIDTH - 1.

Open area = 20.0%.

Stainless steel pins are available on a made-to-order basis.

Chain strength is listed at room temperature. NR = Not Recommended.

For additional material information, see material portfolio.

7743


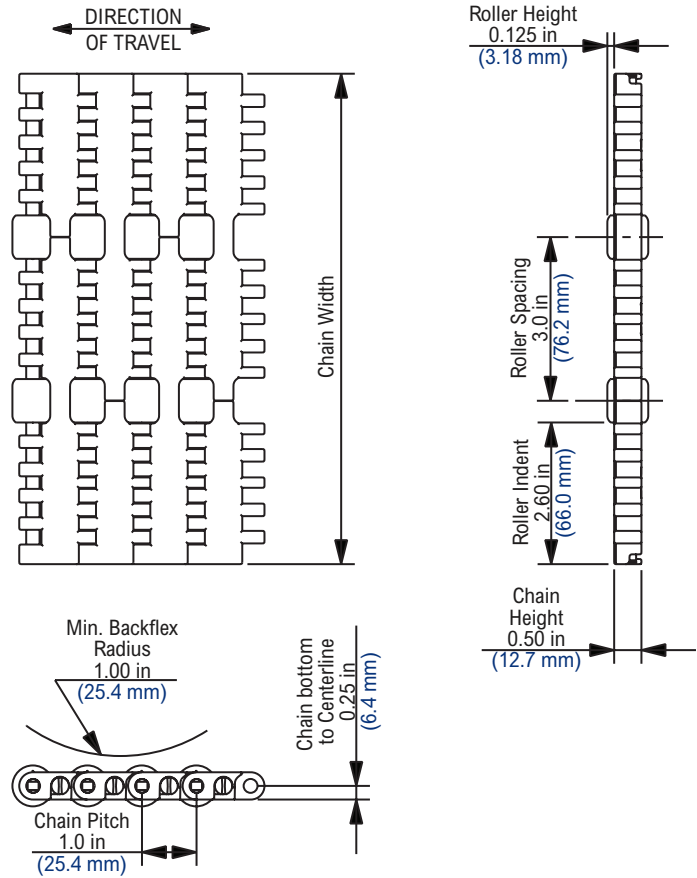


Photo shows 7743 MatTop® Chain molded in High Temperature (HT) material



Chain Information

Chain Capacity	Number of Sprockets	
	per ft of width	per m of width
0% - 50%	2	7
50% - 100%	4	13

Available Materials

Prefix	Chain Material	Standard Pin Material	Temperature						Chain Strength		Approximate Weight		FDA Approval
			Fahrenheit			Celsius							
			min	max		min	max		lbs/ft	N/m	lbs/ft ²	Kg/m ²	
Standard Materials													
HP™	High Performance	Polyester	-40	180	150	-40	82	66	1,925	28,086	2.93	14.31	Yes
HT	High Temperature	Polyester	40	220	212	4	104	100	1,170	17,070	2.29	11.18	Yes

Regulatory Information

The Food and Drug Administration (FDA) accepts certain materials for direct food contact. FDA approved material is compliant to FDA 21 CFR § 177.

Rexnord, MatTop, TwistLock, Platinum Series, HP and PS are trademarks of Rexnord Corporation.

All rights reserved.

Additional Notes

For chain width information see page MT - WIDTH - 1.

Open area = 3.0%.

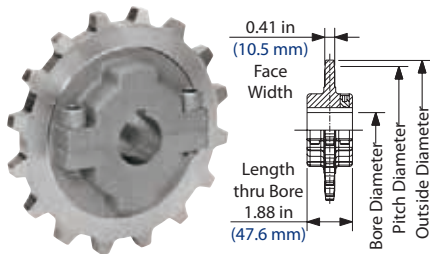
Chain is assembled with HP™ rollers.

Typical coefficient of friction between chain and product = 0.09.

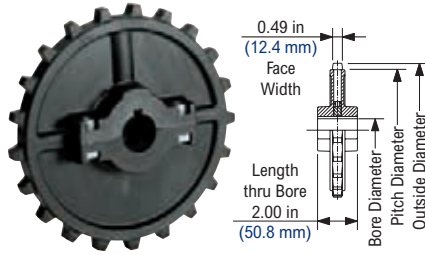
Chain strength is listed at room temperature. NR = Not Recommended.

For additional material information, see material portfolio.

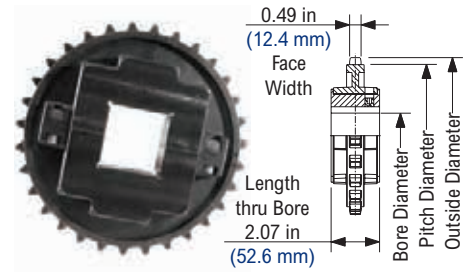
SSS7700 Stainless Steel Split Sprocket



NS7700 Thermoplastic Split Sprocket



NS7700 Thermoplastic Split Sprocket with Adapter



SSS7700 Stainless Steel Split Sprocket Information

Number Of Teeth	Pitch Diameter	Outside Diameter	Bore Diameter (Shaft-Ready)										Bore Diameter (Round)				Approximate Weight		
			Round					Square					in		mm				
			in		mm			in		mm			min	max	min	max			
actual	effect	in	mm	in	mm	min	max	min	max	min	max	min	max	min	max	min	max	lbs	kg
16	16	5.126	130.20	5.14	130.6	1	2	25	50	1	1	25	25	1	2	25	50	3.50	1.59
18	18	5.759	146.28	5.78	146.8	1	2	25	50	1	1	25	25	1	2	25	50	5.00	2.27
21	21	6.710	170.43	6.72	170.7	1	2 1/2	25	60	1	3 1/2*	25	90*	1	3 1/2	25	60	6.00	2.72

Shaft-ready round bore sprockets are shipped with keyway and no setscrew. * The 3-1/2 in and 90 mm bores for the 21 tooth square bore sprocket and all round bore sprockets above 1-1/2 in (40 mm) are supplied as machined bores. All other bores are supplied with split bore adapters.

NS7700 Thermoplastic Split Sprocket Information

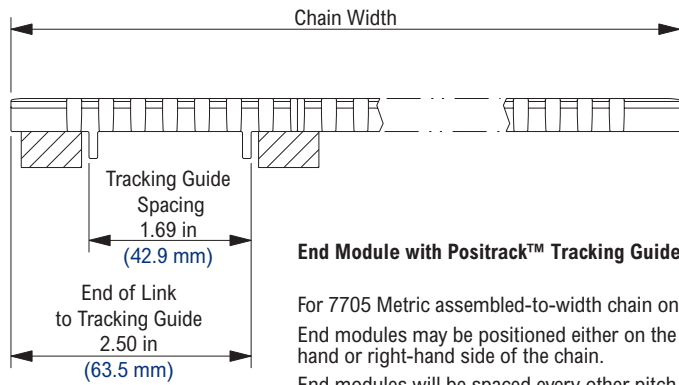
Number Of Teeth	Pitch Diameter	Outside Diameter	Bore Diameter (Shaft-Ready)										Bore Diameter (Idler)				Approximate Weight		
			Round					Square					in		mm				
			in		mm			in		mm			min	max	min	max			
actual	effect	in	mm	in	mm	min	max	min	max	min	max	min	max	min	max	min	max	lbs	kg
16	16	5.126	130.20	5.14	130.6	1	1 5/8	25	40	-	-	-	-	1	1 5/8	25	40	0.73	0.33
18	18	5.759	146.28	5.78	146.8	1	1 5/8	25	40	-	-	-	-	1	1 5/8	25	40	0.84	0.38
21	21	6.710	170.43	6.72	170.7	1	1 5/8	25	40	3 1/2	3 1/2	90	90	1	1 5/8	25	40	0.97	0.44
31	31	9.885	251.08	9.93	252.2	2	4 1/2	50	120	2	4 1/2	50	120	2	4 1/2	50	120	3.72	1.69

Imperial shaft-ready round bore sprockets are shipped with keyway and setscrew. Metric shaft-ready round bore sprockets are shipped with keyway and no setscrew. Idler bores are designed to spin freely on the shaft. * The 3-1/2 in and 90 mm square bore are supplied with bore adapters. 1-1/2 in and 40 mm round bore are supplied with bore adapters.

NS7700 Thermoplastic Split Sprocket with Adapter Information

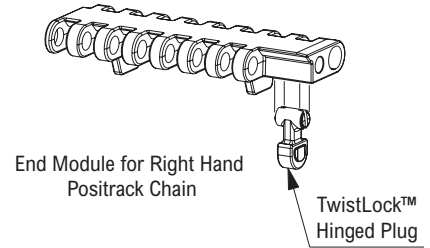
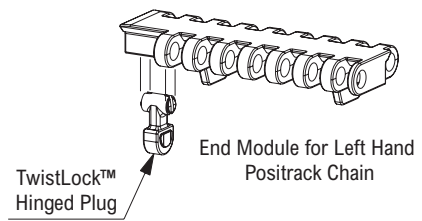
Number Of Teeth	Pitch Diameter	Outside Diameter	Bore Diameter (Shaft-Ready)										Bore Diameter (Idler)				Approximate Weight		
			Round					Square					in		mm				
			in		mm			in		mm			min	max	min	max			
actual	effect	in	mm	in	mm	min	max	min	max	min	max	min	max	min	max	min	max	lbs	kg
21	21	6.710	170.43	6.72	170.7	1 11/16	2 1/2	25	65	1	3	25	75	1 11/16	3	25	75	0.97	0.44
31	31	9.885	251.08	9.93	252.2	1	1 15/16	25	45	1	1 1/2	25	40	1	1 15/16	25	40	3.72	1.69

Imperial shaft-ready round bore sprockets are shipped with keyway and setscrew. Metric shaft-ready round bore sprockets are shipped with keyway and no setscrew. Idler bores are designed to spin freely on the shaft. * The 3-1/2 in and 90 mm square bore are supplied with bore adapters. 1-1/2 in and 40 mm round bore are supplied with bore adapters.

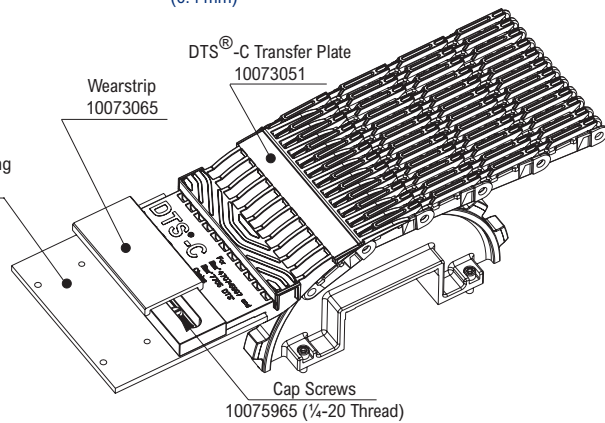
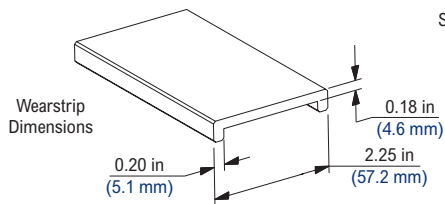
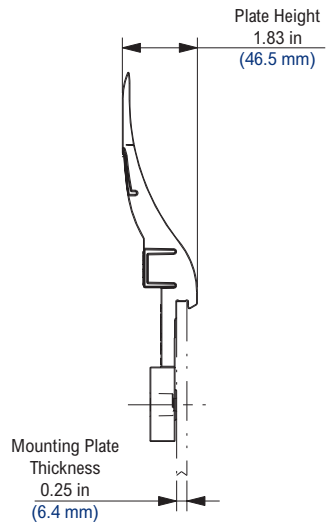
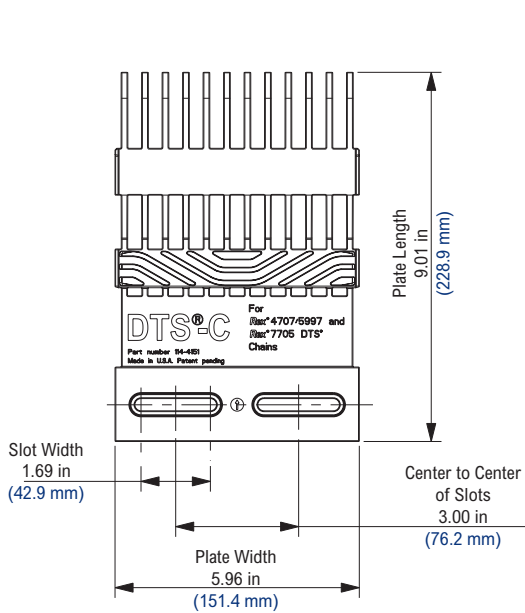


End Module with Positrack™ Tracking Guides

For 7705 Metric assembled-to-width chain only.
End modules may be positioned either on the left-hand or right-hand side of the chain.
End modules will be spaced every other pitch.

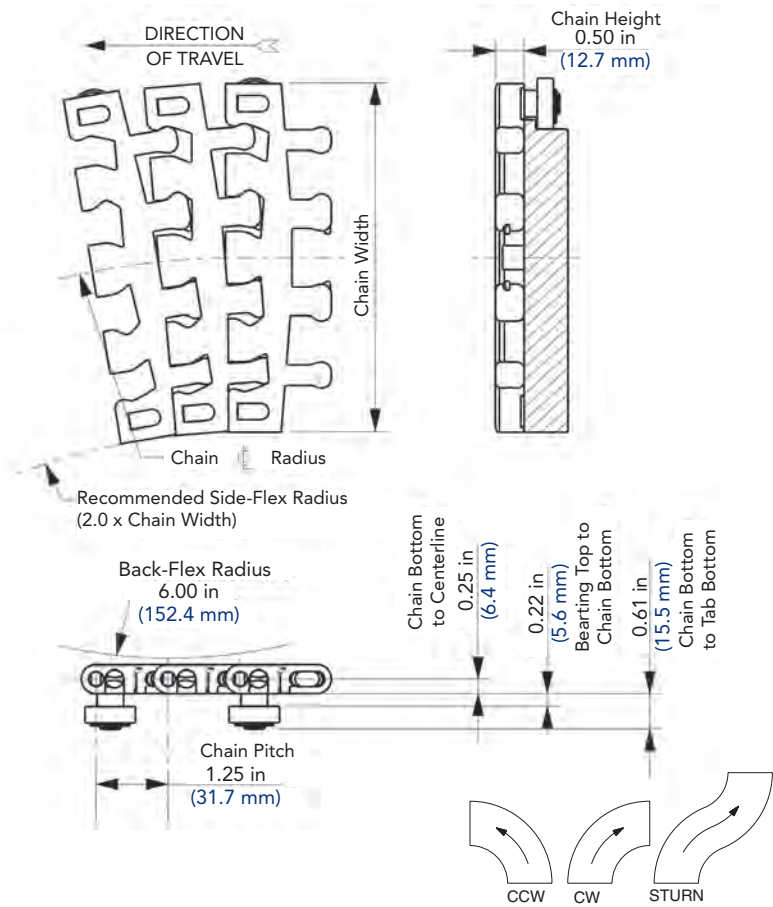



DTS®-C Transfer Comb Kit



Each kit includes one comb and two mounting screws.
Wearstrip is sold in 10 ft (3.048 m) lengths and is sold separately.

7956 B



Chain Information

desc	Chain Width		Guide Width		Number of Sprockets	Chain Strength	
	in	mm	in	mm		lbs	N
6	6.00	152.4	4.22	107.2	1	450	2,002
12	12.00	304.8	10.16	258.1	4	800	3,559
15	15.00	381.0	13.03	331.0	4	900	4,003
18	18.00	457.2	16.09	408.7	4	950	4,226
24	24.00	609.6	22.06	560.3	6	1,000	4,448
30	30.00	762.0	28.16	715.3	8	1,300	5,783

Available Materials

Prefix	Chain Material	Standard Pin Material	Temperature						Approximate Weight		FDA Approval
			Fahrenheit			Celsius					
			min	max dry	max wet	min	max dry	max wet	lbs/ft ²	Kg/m ²	
Standard Materials											
HP™	High Performance	Polyester	-40	180	150	-40	82	66	2.38	11.62	Yes

Regulatory Information

The Food and Drug Administration (FDA) accepts certain materials for direct food contact. FDA approved material is compliant to FDA 21 CFR § 177.

Rexnord, RexFlex, MatTop and HP are trademarks of Rexnord Corporation. All rights reserved Patent Pending

Additional Notes

Stocked in 48 pitch, 5 ft (1.520 m) length strands.

Open area = 16.0%

Stainless steel pins are standard with the 6 in (152.4 mm) width. All other widths come with polyester pins.

Also known as the RexFlex™.

Must specify turn direction i.e. HP7956B-15-ccw.

Carbon steel bearings are standard. Stainless steel bearings are available on a made-to-order basis for wet or high pressure wash applications.

Chain strength is listed at room temperature. NR = Not Recommended.

For CW & CCW chains inside radius supplied with NT Attachment.

7956 GT


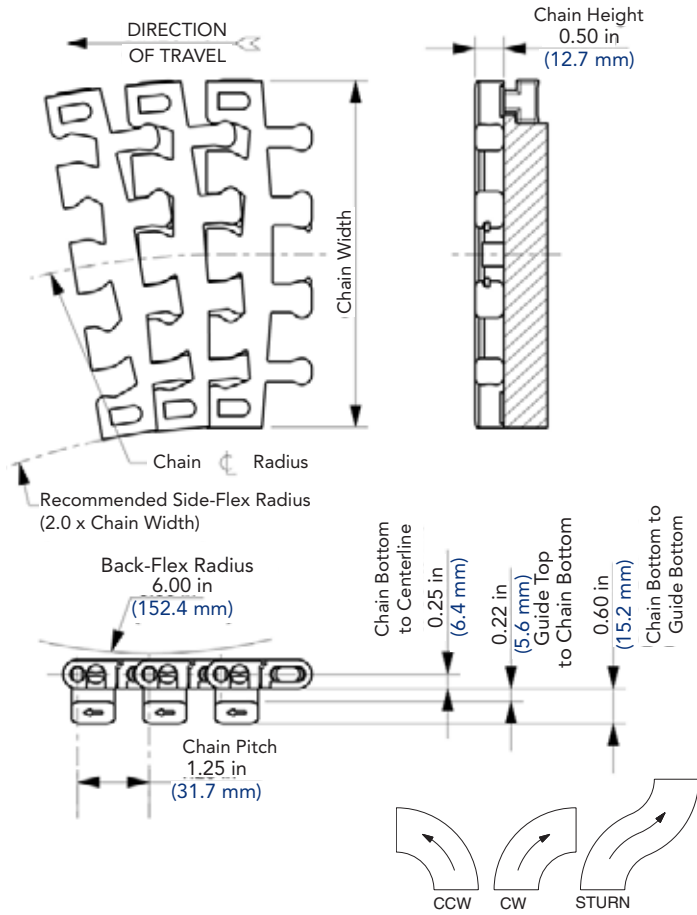


Photo shows 7956 MatTop® Chain with Guide Tabs molded in High Performance (HP™) material.



Chain Information

desc	Chain Width		Guide Width		Number of Sprockets	Chain Strength	
	in	mm	in	mm		lbs	N
6	6.00	152.4	4.34	110.2	1	450	2,002
12	12.00	304.8	10.28	261.1	4	800	3,559
15	15.00	381.0	13.13	335.5	4	900	4,003
18	18.00	457.2	16.19	411.2	4	950	4,226
24	24.00	609.6	22.16	562.9	6	1,000	4,448
30	30.00	762.0	28.28	718.3	8	1,300	5,783

Available Materials

Prefix	Chain Material	Standard Pin Material	Temperature						Approximate Weight		FDA Approval
			Fahrenheit			Celsius					
			min	max dry	max wet	min	max dry	max wet	lbs/ft ²	Kg/m ²	
Standard Materials											
HP™	High Performance	Polyester	-40	180	150	-40	82	66	2.20	10.74	Yes

Regulatory Information

The Food and Drug Administration (FDA) accepts certain materials for direct food contact. FDA approved material is compliant to FDA 21 CFR § 177.

Rexnord, RexFlex, MatTop and HP are trademarks of Rexnord Corporation. All rights reserved Patent Pending

Additional Notes

Stocked in 48 pitch, 5 ft (1.520 m) length strands.

Open area = 16.0%

Stainless steel pins are standard with the 6 in (152.4 mm) width. All other widths come with polyester pins.

Also known as the RexFlex™.

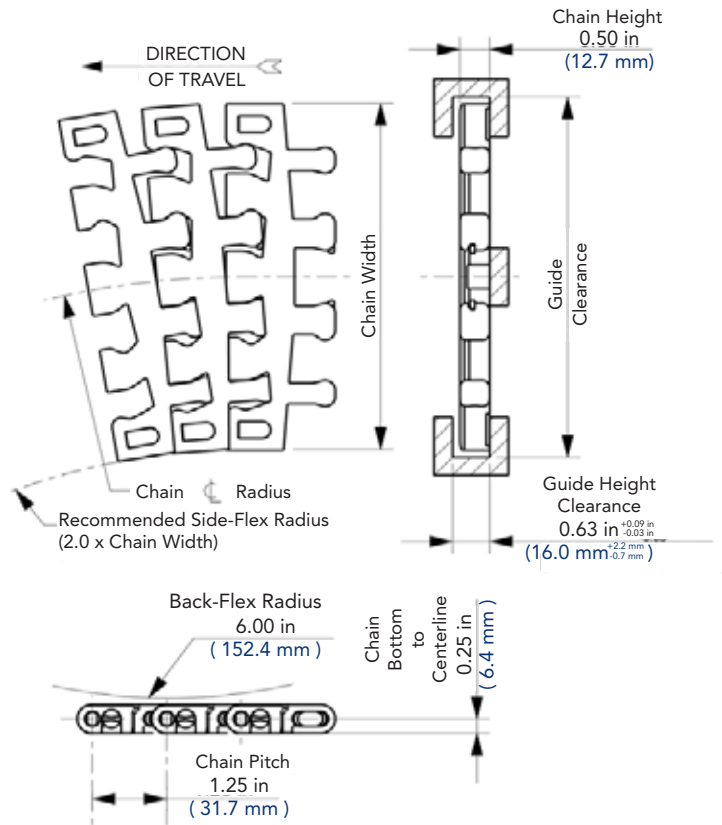

Must specify turn direction i.e. HP7956B-15-ccw.

Carbon steel bearings are standard. Stainless steel bearings are available on a made-to-order basis for wet or high pressure wash applications.

Chain strength is listed at room temperature. NR = Not Recommended.

For CW & CCW chains inside radius supplied with NT Attachment.

7956 NT



Chain Information

desc	Chain Width		Guide Clearance		Number of Sprockets	Chain Strength	
	in	mm	in	mm		lbs	N
6	6.00	152.4	6.19	157.2	1	450	2,002
12	12.00	304.8	12.16	308.9	4	800	3,559
15	15.00	381.0	15.09	383.3	4	900	4,003
18	18.00	457.2	18.19	462.0	4	950	4,226
24	24.00	609.6	24.16	613.7	6	1,000	4,448
30	30.00	762.0	30.16	766.1	8	1,300	5,783

Available Materials

Prefix	Chain Material	Standard Pin Material	Temperature						Approximate Weight		FDA Approval
			Fahrenheit			Celsius					
			min	max dry	max wet	min	max dry	max wet	lbs/ft ²	Kg/m ²	
Standard Materials											
HP™	High Performance	Polyester	-40	180	150	-40	82	66	2.38	11.62	Yes

Regulatory Information

The Food and Drug Administration (FDA) accepts certain materials for direct food contact. FDA approved material is compliant to FDA 21 CFR § 177.

Rexnord, RexFlex, MatTop, Platinum Series, HP and PS are trademarks of Rexnord Corporation.

All rights reserved.

U.S. Patents: 6036001, 4436200

Additional Notes

Stocked in 48 pitch, 5 ft (1.524 m) length strands.

Open area = 16.0%.

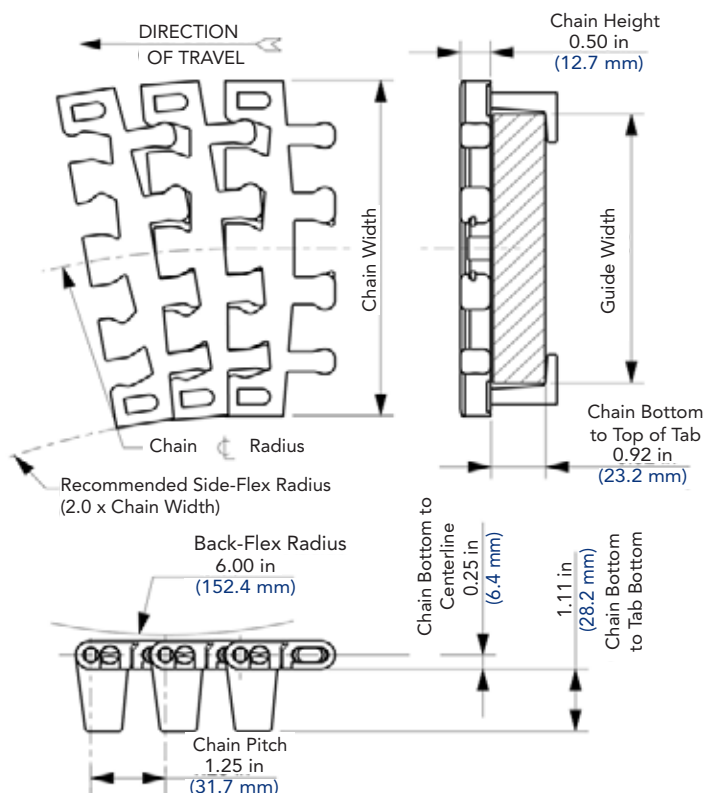

Stainless steel pins are standard with the 6 in (152.4 mm) width.

Also known as RexFlex™ chain.

Chain strength is listed at room temperature. NR = Not Recommended.

For additional material information, see material portfolio.

7956 TAB



Chain Information

desc	Chain Width		Guide Width		Number of Sprockets	Chain Strength	
	in	mm	in	mm		lbs	N
6	6.00	152.4	4.72	119.9	1	450	2,002
12	12.00	304.8	10.66	270.8	4	800	3,559
15	15.00	381.0	13.50	342.9	4	900	4,003
18	18.00	457.2	16.56	420.6	4	950	4,226
24	24.00	609.6	22.53	572.3	6	1,000	4,448
30	30.00	762.0	28.63	727.2	8	1,300	5,783

Available Materials

Prefix	Chain Material	Standard Pin Material	Temperature						Approximate Weight		FDA Approval
			Fahrenheit			Celsius					
			min	max dry	max wet	min	max dry	max wet	lbs/ft ²	Kg/m ²	
Standard Materials											
HP™	High Performance	Polyester	-40	180	150	-40	82	66	2.38	11.62	Yes

Regulatory Information

The Food and Drug Administration (FDA) accepts certain materials for direct food contact. FDA approved material is compliant to FDA 21 CFR § 177.

Rexnord, RexFlex, MatTop and HP are trademarks of Rexnord Corporation.

All rights reserved.

U.S. Patents: 6036001, 4436200

Additional Notes

MTO (Made-to-Order) products are non-returnable. Minimum order quantity and additional setup charges may also apply.

Stocked in 48 pitch, 5 ft (1.524 m) length strands.

Open area = 16.0%.

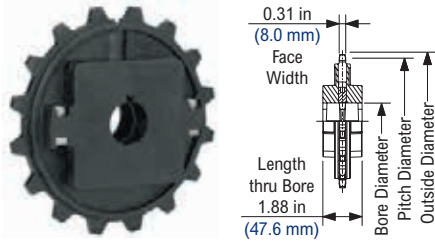
Stainless steel pins are standard with the 6 in (152.4 mm) width.

Also known as RexFlex™ chain.

Chain strength is listed at room temperature. NR = Not Recommended.

For additional material information, see material portfolio.

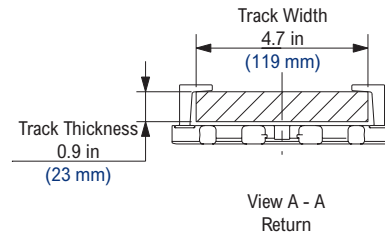
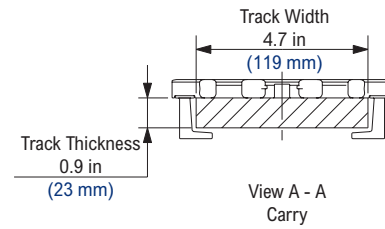
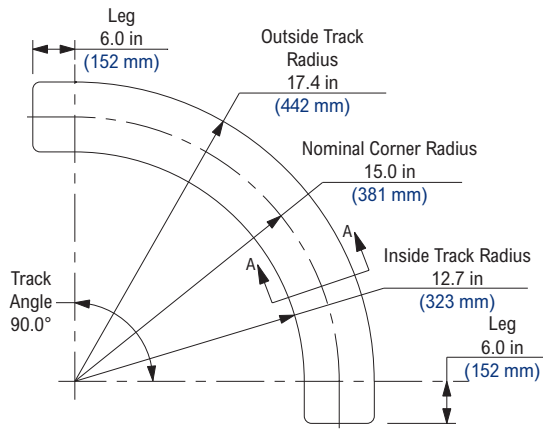
NS7956 Thermoplastic Split Sprocket



NS7956 Thermoplastic Split Sprocket Information

Number Of Teeth		Pitch Diameter		Outside Diameter		Bore Diameter (Shaft-Ready)								Bore Diameter (Idler)				Approximate Weight	
						Round				Square				in		mm			
						min	max	min	max	min	max	min	max	min	max	min	max		
actual	effect	in	mm	in	mm	in	mm	in	mm	in	mm	in	mm	in	mm	in	mm	lbs	kg
16	16	6.407	162.74	6.44	163.6	1	2 1/2	25	60	1 1/2	2 1/2	25	60	1	2 1/2	25	60	0.50	0.23
26	26	10.370	263.40	10.46	265.7	1	2 1/2	25	60	1 1/2	2 1/2	40	60	1	2 1/2	25	60	1.00	0.45

Imperial shaft-ready round bore sprockets are shipped with keyway and setscrew. Metric shaft-ready round bore sprockets are shipped with keyway and no setscrew. Idler bores are designed to spin freely on the shaft. Standard adapter is UHMWPE.

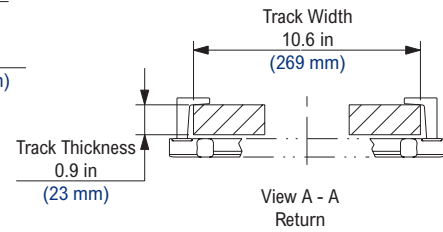
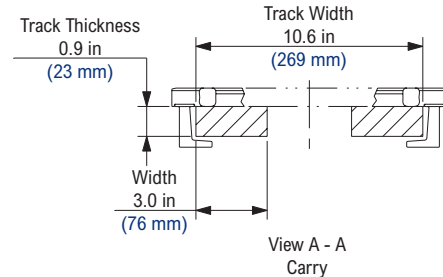
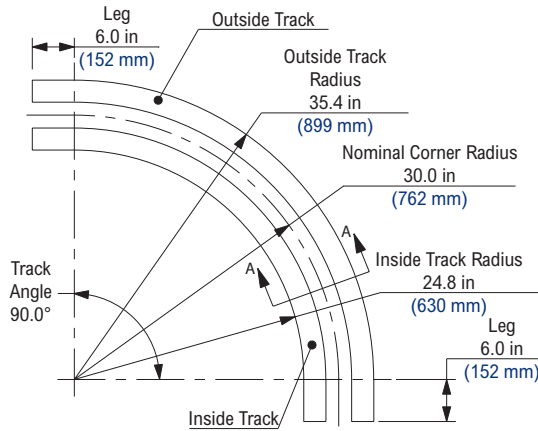


Corner Track (One Piece)

Corner Track Part Number	Corner Track Number	Chain Width		Material	Color	Approximate Weight	
		in	mm			lbs	kg
114-3106-1	N15R7	6	152.4	Nylatron®	Black	8.18	3.71
114-3107-1	U15R7	6	152.4	UHMWPE	White	8.18	3.71

Nylatron® is a registered trademark of Quadrant Engineering Plastics Products.

For 6 in (152.4 mm) chain only.

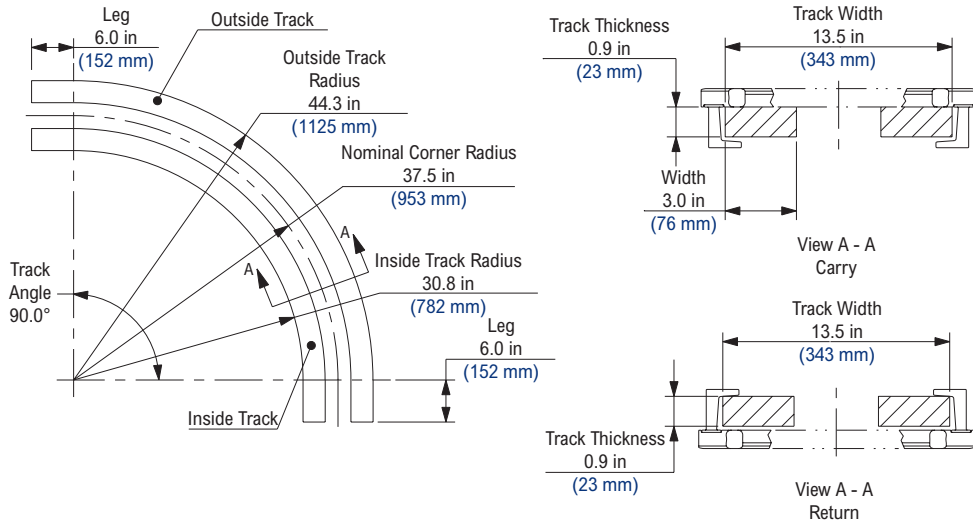


Corner Track (Two Piece)

Corner Track Kit Number	Corner Track Kit Number	Corner Track Number	Chain Width		Track Position	Material	Color	Approximate Weight	
			in	mm				lbs	kg
Carry									
614-482-1	114-4284-1	N30R7	12	304.8	Outside	Nylatron®	Black	6.10	2.77
	114-4285-2	U30R7	12	304.8	Inside	UHMWPE	White	4.20	1.91
Return									
614-483-1	114-4284-2	U30R7	12	304.8	Outside	UHMWPE	White	6.10	2.77
	114-4285-2	U30R7	12	304.8	Inside	UHMWPE	White	4.20	1.91

Nylatron® is a registered trademark of Quadrant Engineering Plastics Products.

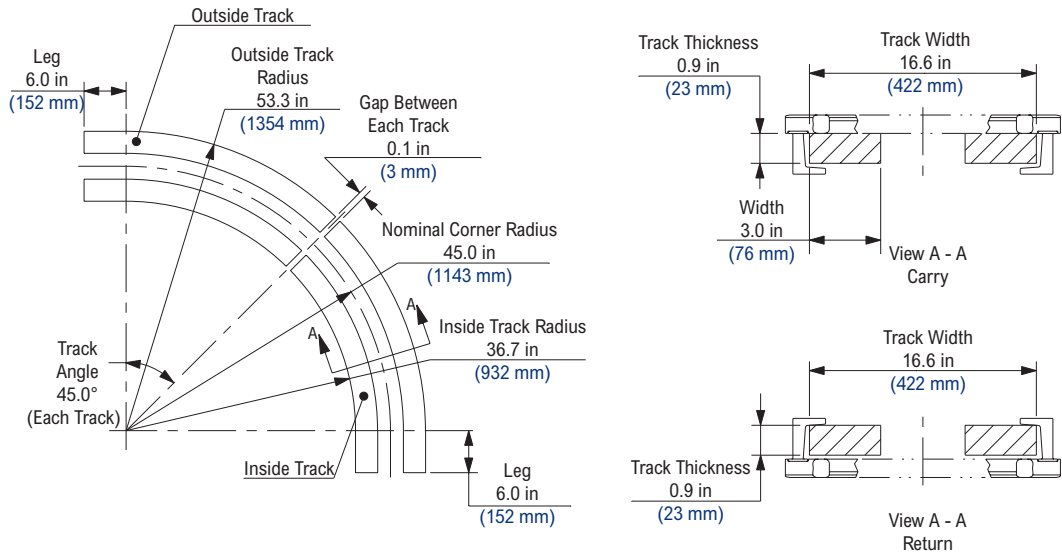
For 12 in (304.8 mm) chain only.



Corner Track (Two Piece)

Corner Track Part Number	Corner Track Part Number	Corner Track Kit Number	Chain Width		Track Position	Material	Color	Approximate Weight	
			in	mm				lbs	kg
Carry									
614-202-1	114-3031-1	N37.5R7	15	381.0	Outside	Nylatron®	Black	7.53	3.42
	114-3007-1	U37.5R7	15	381.0	Inside	UHMWPE	White	5.20	2.36
Return									
614-203-1	114-3008-1	U37.5R7	15	381.0	Outside	UHMWPE	White	7.53	3.42
	114-3007-1	U37.5R7	15	381.0	Inside	UHMWPE	White	5.20	2.36

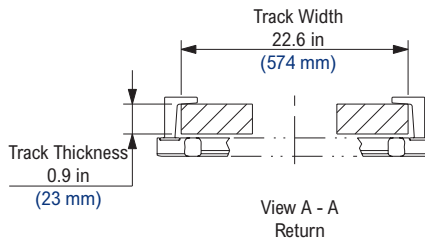
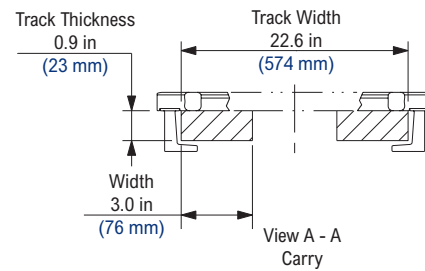
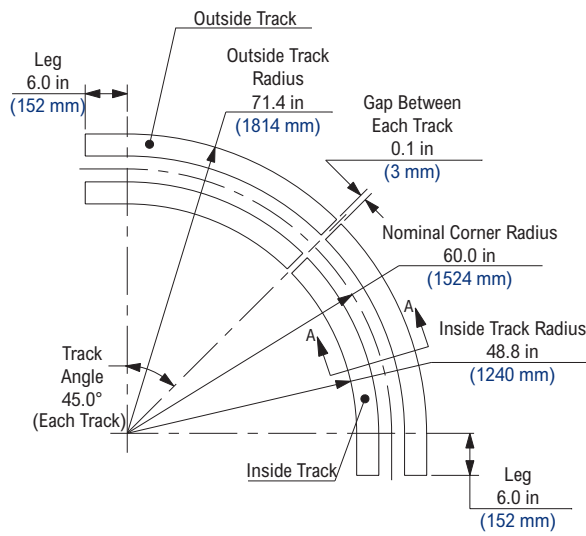
Nylatron® is a registered trademark of Quadrant Engineering Plastics Products.
For 15 in (381.0 mm) chain only.



Corner Track (Four Piece)

Corner Track Part Number	Corner Track Part Number	Corner Track Number	Chain Width		Track Position	Material	Color	Approximate Weight	
			in	mm				lbs	kg
Carry									
614-377-1	114-3571-1	N45R7	18	457.2	Outside	Nylatron®	Black	10.54	4.78
	114-3570-1	U45R7	18	457.2	Inside	UHMWPE	White	6.32	2.87
Return									
614-378-1	114-3572-1	U45R7	18	457.2	Outside	UHMWPE	White	10.54	4.78
	114-3570-1	U45R7	18	457.2	Inside	UHMWPE	White	6.32	2.87

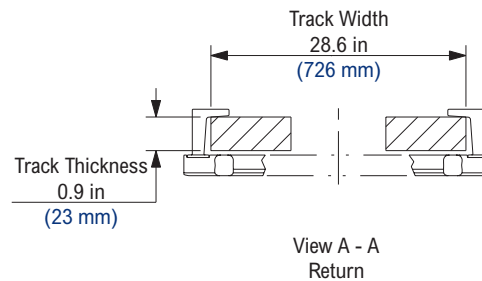
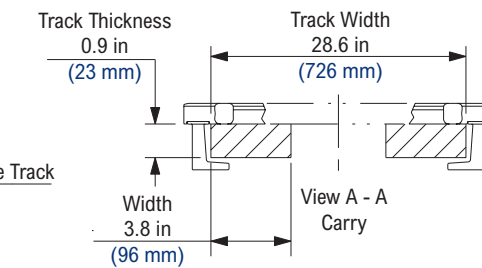
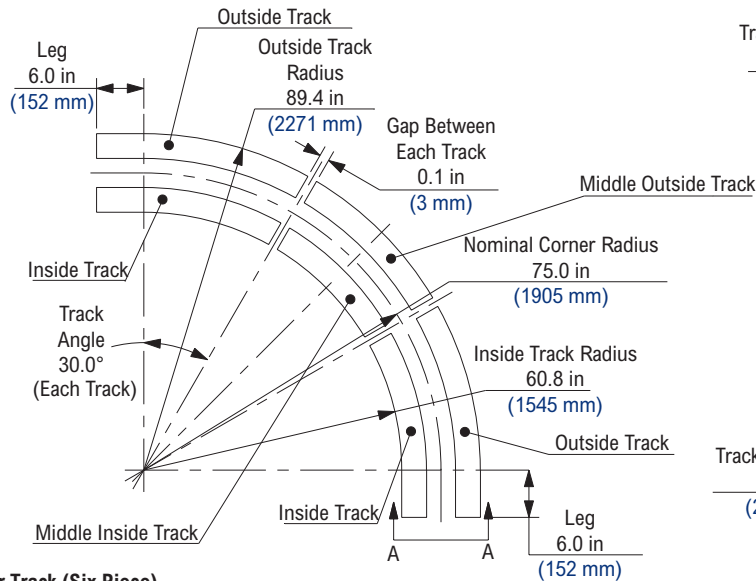
Nylatron® is a registered trademark of Quadrant Engineering Plastics Products.
For 18 in (457.2 mm) chain only.



Corner Track (Four Piece)

Corner Track Part Number	Corner Track Part Number	Corner Track Number	Chain Width		Track Position	Material	Color	Approximate Weight	
			in	mm				lbs	kg
Carry									
614-296-1	114-3390-1	U60R7	24	609.6	Inside	UHMWPE	White	20.40	9.25
	114-3392-1	N60R7	24	609.6	Outside	Nylatron®	Black	20.40	9.25
Return									
614-297-1	114-3390-1	U60R7	24	609.6	Inside	UHMWPE	White	20.40	9.25
	114-3391-1	U60R7	24	609.6	Outside	UHMWPE	White	20.40	9.25

Nylatron® is a registered trademark of Quadrant Engineering Plastics Products.
For 24 in (609.6 mm) chain only.



Corner Track (Six Piece)

Corner Track Part Number	Corner Track Part Number	Corner Track Number	Chain Width		Track Position	Material	Color	Approximate Weight	
			in	mm				lbs	kg
Carry									
614-404-1	114-4012-1	N75R7	30	762.0	Outside	Nylatron®	Black	32.19	14.60
	114-4013-1	N75R7	30	762.0	Middle Outside	Nylatron®	Black	32.19	14.60
	114-4016-2	U75R7	30	762.0	Inside	UHMWPE	White	28.39	12.88
	114-4019-2	U75R7	30	762.0	Middle Inside	UHMWPE	White	28.39	12.88
Return									
614-405-1	114-4012-2	U75R7	30	762.0	Outside	UHMWPE	White	28.39	12.88
	114-4013-2	U75R7	30	762.0	Middle Outside	UHMWPE	White	28.39	12.88
	114-4016-2	U75R7	30	762.0	Inside	UHMWPE	White	28.39	12.88
	114-4019-2	U75R7	30	762.0	Middle Inside	UHMWPE	White	28.39	12.88

Nylatron® is a registered trademark of Quadrant Engineering Plastics Products.
For 30 in (762.0 mm) chain only.

Product Information Unavailable

7963NT


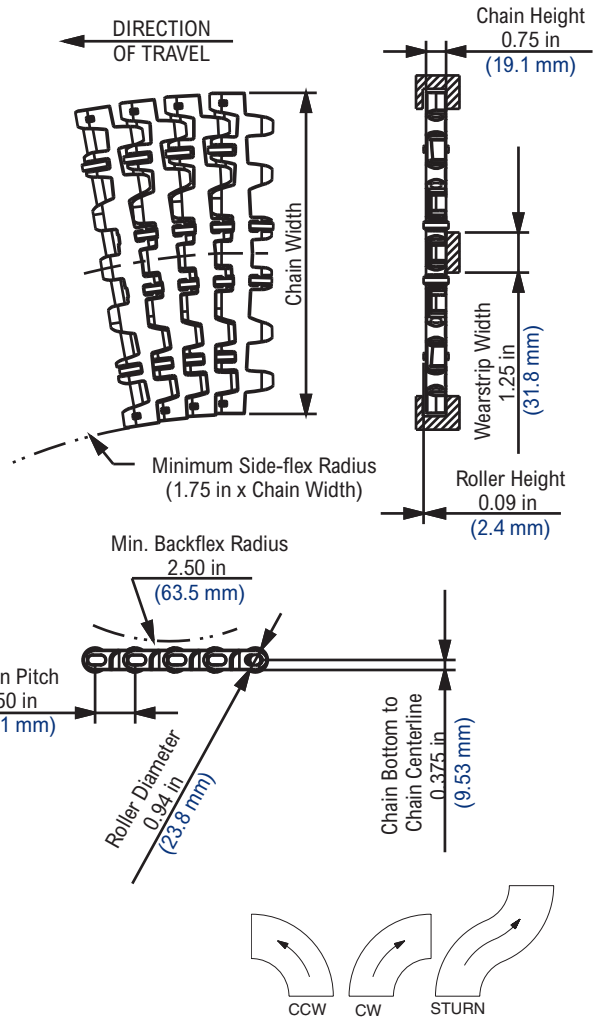


Photo shows 7963NT MatTop® Chain molded in High Performance (HP™) material.

Chain Information

desc	Chain Width		Guide Clearance		Number of Sprockets	Chain Strength	
	in	mm	in	mm		lbs	N
12	12.00	304.8	12.25	311.15	3	650	2,891
13	13.00	330.2	13.25	336.55	3	650	2,891
13.5	13.50	342.9	13.75	349.25	3	650	2,891
14	14.00	355.6	14.25	361.95	3	650	2,891
14.5	14.50	368.3	14.75	374.65	3	650	2,891
15	15.00	381.0	15.25	387.35	3	700	3,114
16	16.00	406.4	16.25	412.75	3	700	3,114
16.5	16.50	419.1	16.75	425.45	3	700	3,114
17	17.00	431.8	17.25	438.15	3	700	3,114
17.5	17.50	444.5	17.75	450.85	3	700	3,114
18	18.00	457.2	18.25	463.55	3	700	3,114



Available Materials

Prefix	Chain Material	Standard Pin Material	Temperature						Approximate Weight		FDA Approval
			Fahrenheit			Celsius					
			min	max		min	max		lbs/ft ²	Kg/m ²	
			dry	wet		dry	wet				
Standard Materials											
HP™	High Performance	Polyester	-40	180	150	-40	82	66	3.09	15.11	Yes
PS	Platinum Series	Polyester	-40	180	150	-40	82	66	3.09	15.11	Yes
WHP	White High Performance	Polyester	-40	180	150	-40	82	66	3.09	15.11	Yes
Made-to-Order Materials											
P	Chemical Resistant	Polyester	0	180	140	-18	82	60	2.89	14.08	Yes

Regulatory Information

The Food and Drug Administration (FDA) accepts certain materials for direct food contact. FDA approved material is compliant to FDA 21 CFR § 177. Rexnord, RexFlex, MatTop, Platinum Series, PS and HP are trademarks of Rexnord Corporation. All rights reserved.

Additional Notes

Stocked in 40 pitch, 5ft (1.52m) length strands
 Open area = 16.0%
 Standard plugs are NT on both inside and outside
 Chain Strength is listed at room temperature. NR = Not Recommended
 For additional material information, see material portfolio

7963ST


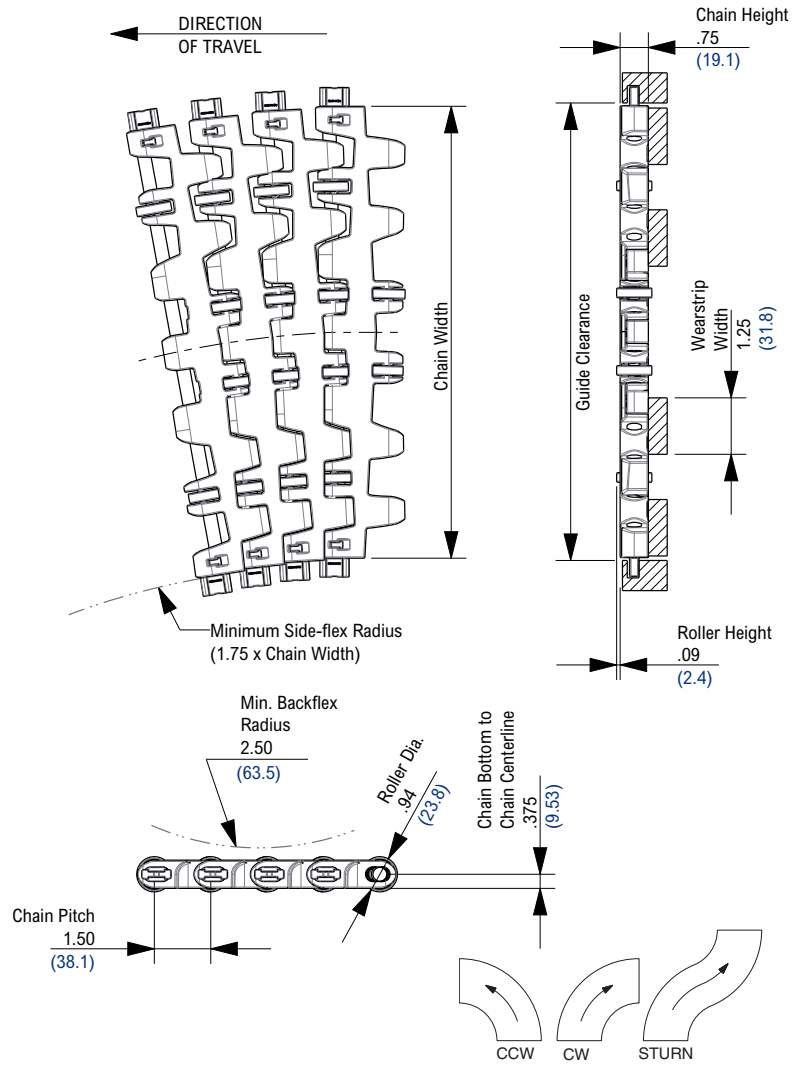


Photo shows 7963ST MatTop® Chain molded in High Performance (HP™) material.

Chain Information

desc	Chain Width		Guide Clearance		Number of Sprockets	Chain Strength	
	in	mm	in	mm		lbs	N
13	13.00	330.2	13.25	336.55	3	650	2,891
13.5	13.50	342.9	13.75	349.25	3	650	2,891
14	14.00	355.6	14.25	361.95	3	650	2,891
14.5	14.50	368.3	14.75	374.65	3	650	2,891
15	15.00	381.0	15.25	387.35	3	700	3,114
16	16.00	406.4	16.25	412.75	3	700	3,114
16.5	16.50	419.1	16.75	425.45	3	700	3,114
17	17.00	431.8	17.25	438.15	3	700	3,114
17.5	17.50	444.5	17.75	450.85	3	700	3,114
18	18.00	457.2	18.25	463.55	3	700	3,114



Available Materials

Prefix	Chain Material	Standard Pin Material	Temperature						Approximate Weight		FDA Approval
			Fahrenheit			Celsius					
			min	max dry	max wet	min	max dry	max wet	lbs/ft ²	Kg/m ²	
Standard Materials											
HP™	High Performance	Polyester	-40	180	150	-40	82	66	3.09	15.11	Yes
PS	Platinum Series	Polyester	-40	180	150	-40	82	66	3.09	15.11	Yes
WHP	White High Performance	Polyester	-40	180	150	-40	82	66	3.09	15.11	Yes
Made-to-Order Materials											
P	Chemical Resistant	Polyester	0	180	140	-18	82	60	2.89	14.08	Yes

Regulatory Information

The Food and Drug Administration (FDA) accepts certain materials for direct food contact. FDA approved material is compliant to FDA 21 CFR § 177. Rexnord, RexFlex, MatTop, Platinum Series, PS and HP are trademarks of Rexnord Corporation. All rights reserved. U.S. Patents: 7527146

Additional Notes

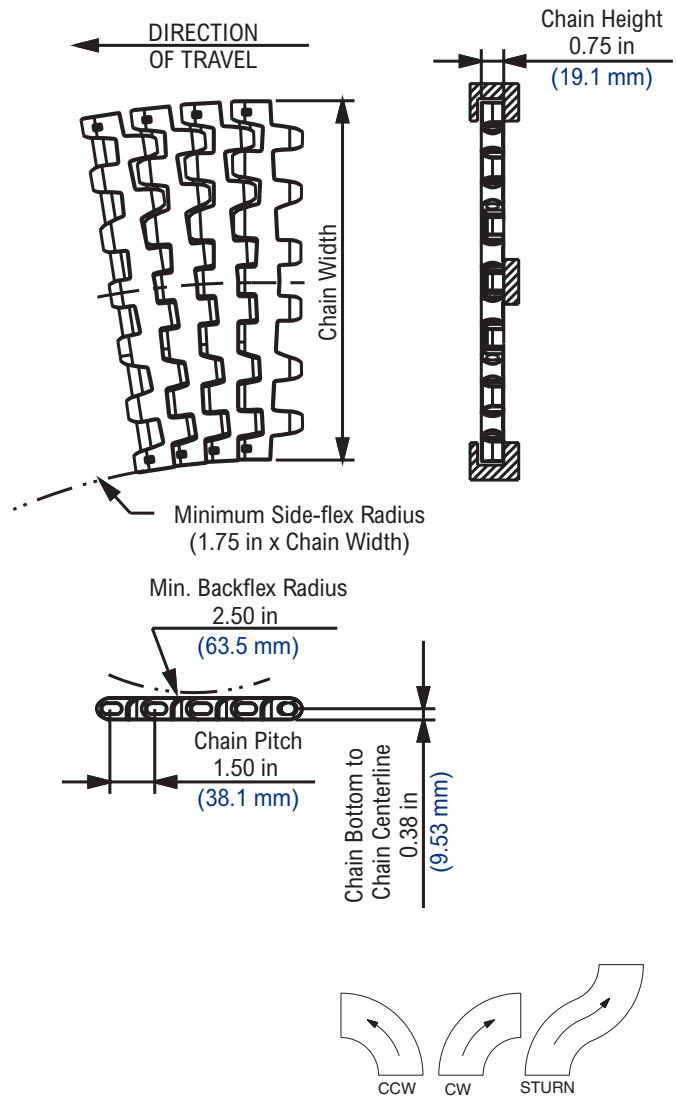
Stocked in 40 pitch, 5ft (1.52m) length strands
 Open area = 16.0%
 Standard plugs are ST on both inside and outside
 Chain Strength is listed at room temperature. NR = Not Recommended
 For additional material information, see material portfolio

Product Information Unavailable

7966NT



Photo shows 7966NT MatTop® Chain molded in High Performance (HP™) material.



Chain Information

desc	Chain Width		Guide Clearance		Number of Sprockets	Chain Strength	
	in	mm	in	mm		lbs	N
12	12.00	304.8	12.25	311.15	3	650	2,891
13	13.00	330.2	13.25	336.55	3	650	2,891
13.5	13.50	342.9	13.75	349.25	3	650	2,891
14	14.00	355.6	14.25	361.95	3	650	2,891
14.5	14.50	368.3	14.75	374.65	3	650	2,891
15	15.00	381.0	15.25	387.35	3	700	3,114
16	16.00	406.4	16.25	412.75	3	700	3,114
16.5	16.50	419.1	16.75	425.45	3	700	3,114
17	17.00	431.8	17.25	438.15	3	700	3,114
17.5	17.50	444.5	17.75	450.85	3	700	3,114
18	18.00	457.2	18.25	463.55	3	700	3,114

Available Materials

Prefix	Chain Material	Standard Pin Material	Temperature						Approximate Weight		FDA Approval
			Fahrenheit			Celsius					
			min	max		min	max		lbs/ft ²	Kg/m ²	
Standard Materials											
HP™	High Performance	Polyester	-40	180	150	-40	82	66	3.09	15.11	Yes
PS	Platinum Series	Polyester	-40	180	150	-40	82	66	3.09	15.11	Yes
WHP	White High Performance	Polyester	-40	180	150	-40	82	66	3.09	15.11	Yes
Made-to-Order Materials											
P	Chemical Resistant	Polyester	0	180	140	-18	82	60	2.89	14.08	Yes

Regulatory Information

The Food and Drug Administration (FDA) accepts certain materials for direct food contact. FDA approved material is compliant to FDA 21 CFR § 177.

Rexnord, RexFlex, MatTop, Platinum Series, PS and HP are trademarks of Rexnord Corporation.

All rights reserved.

U.S. Patents: 7527146

Additional Notes

Stocked in 40 pitch, 5ft (1.52m) length strands

Open area = 16.0%

Standard plugs are NT on both inside and outside

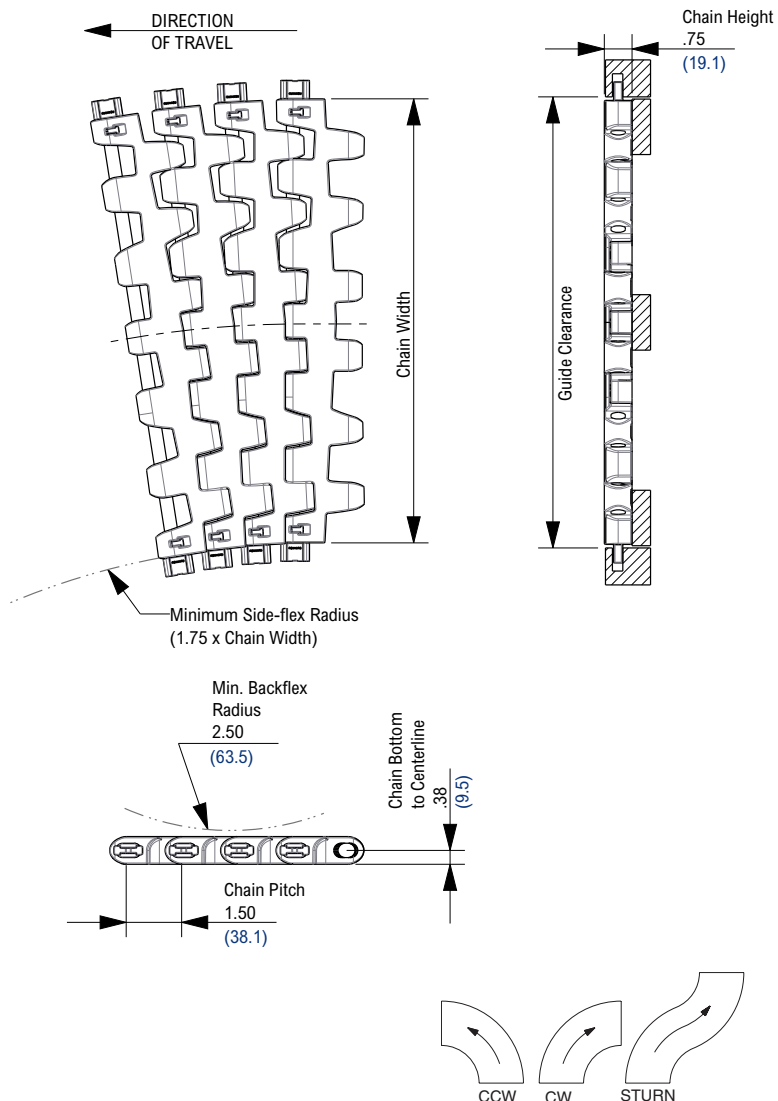
Chain Strength is listed at room temperature. NR = Not Recommended

For additional material information, see material portfolio

7966ST



Photo shows 7966ST MatTop® Chain molded in High Performance (HP™) material.



Chain Information

desc	Chain Width		Guide Clearance		Number of Sprockets	Chain Strength	
	in	mm	in	mm		lbs	N
12	12.00	304.8	12.25	311.15	3	650	2,891
13	13.00	330.2	13.25	336.55	3	650	2,891
13.5	13.50	342.9	13.75	349.25	3	650	2,891
14	14.00	355.6	14.25	361.95	3	650	2,891
14.5	14.50	368.3	14.75	374.65	3	650	2,891
15	15.00	381.0	15.25	387.35	3	700	3,114
16	16.00	406.4	16.25	412.75	3	700	3,114
16.5	16.50	419.1	16.75	425.45	3	700	3,114
17	17.00	431.8	17.25	438.15	3	700	3,114
17.5	17.50	444.5	17.75	450.85	3	700	3,114
18	18.00	457.2	18.25	463.55	3	700	3,114

Available Materials

Prefix	Chain Material	Standard Pin Material	Temperature						Approximate Weight		FDA Approval
			Fahrenheit			Celsius					
			min	max		min	max		lbs/ft ²	Kg/m ²	
			dry	wet		dry	wet				
Standard Materials											
HP™	High Performance	Polyester	-40	180	150	-40	82	66	3.09	15.11	Yes
PS	Platinum Series	Polyester	-40	180	150	-40	82	66	3.09	15.11	Yes
WHP	White High Performance	Polyester	-40	180	150	-40	82	66	3.09	15.11	Yes
Made-to-Order Materials											
P	Chemical Resistant	Polyester	0	180	140	-18	82	60	2.89	14.08	Yes

Regulatory Information

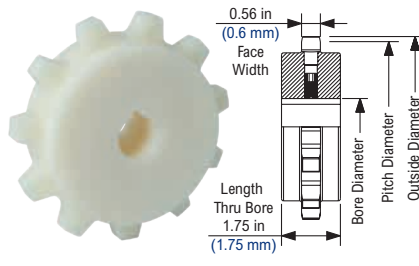
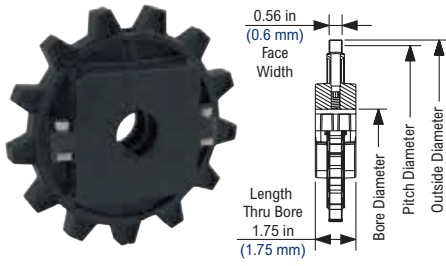
The Food and Drug Administration (FDA) accepts certain materials for direct food contact. FDA approved material is compliant to FDA 21 CFR § 177. Rexnord, RexFlex, MatTop, Platinum Series, PS and HP are trademarks of Rexnord Corporation. All rights reserved.

Additional Notes

Stocked in 40 pitch, 5ft (1.52m) length strands
 Open area = 16.0%
 Standard plugs are ST on both inside and outside
 Chain Strength is listed at room temperature. NR = Not Recommended
 For additional material information, see material portfolio

NS7960 Thermoplastic Split Sprocket

KUS7960 Thermoplastic Split Sprocket



NS7960 Thermoplastic Split Sprocket Information

Number Of Teeth		Pitch Diameter		Outside Diameter		Bore Diameter (Shaft-Ready)								Bore Diameter (Idler)				Approximate Weight	
						Round				Square				in		mm			
						in	mm	min	max	min	max	min	max	min	max	min	max		
actual	effect	in	mm	in	mm	min	max	min	max	min	max	min	max	min	max	min	max	lbs	kg
13	13	6.27	159.21	6.46	164.10	1	2 1/2	25	65	1	2 1/2	25	65	1	2 1/2	25	65	1.07	0.48
16	16	7.69	195.30	7.92	201.17	1	3	25	80	1	3	25	80	1	3	25	80	1.40	0.64

Imperial shaft-ready round bore sprockets are shipped with keyway and setscrew. Metric shaft-ready round bore sprockets are shipped with keyway and no setscrew. Idler bores are designed to spin freely on the shaft. Standard adapter is UHMWPE.

KUS7960 Thermoplastic Split Sprocket Information

Number Of Teeth		Pitch Diameter		Outside Diameter		Bore Diameter (Shaft-Ready)								Bore Diameter (Idler)				Approximate Weight	
						Round				Square				in		mm			
						in	mm	min	max	min	max	min	max	min	max	min	max		
actual	effect	in	mm	in	mm	min	max	min	max	min	max	min	max	min	max	min	max	lbs	kg
11	11	5.324	135.23	5.49	139.44	3/4	2 1/2	20	65	1	2 1/2	20	65	3/4	2 1/2	20	65	1.18	0.54


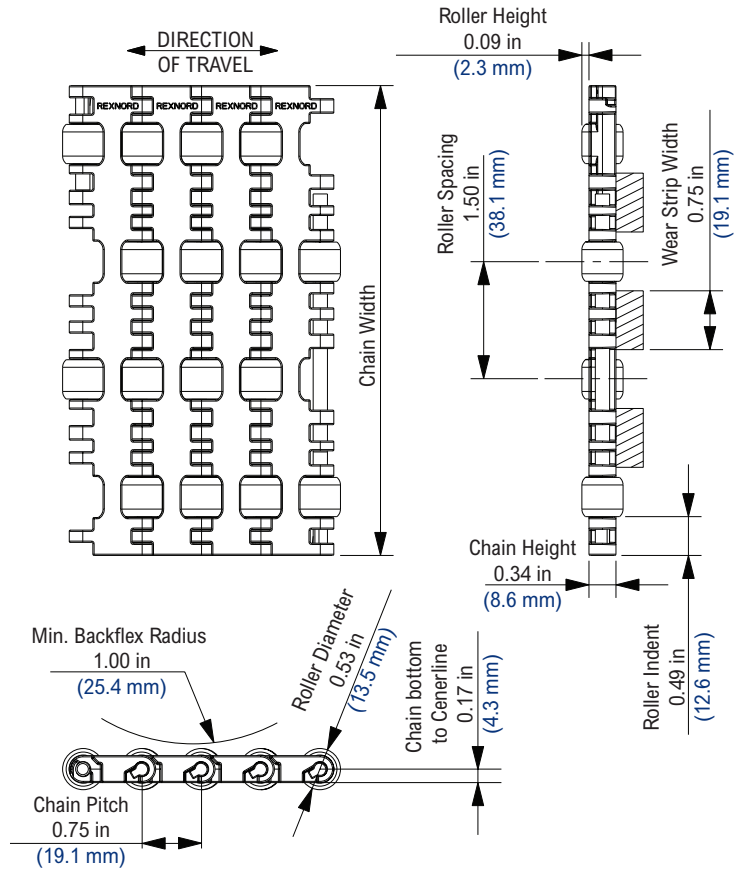


Photo shows 8503 MatTop Chain molded in High Temperature material.

Chain Information

Chain Capacity	Number of Sprockets	
	per ft of width	per m of width
0% - 50%	2	7
50% - 100%	4	13



Available Materials

Prefix	Chain Material	Standard Pin Material	Temperature						Chain Strength		Approximate Weight		FDA Approval
			Fahrenheit			Celsius			lbs/ft	N/m	lbs/ft ²	Kg/m ²	
			min	max dry	max wet	min	max dry	max wet					
Standard Materials													
HT	High Temperature	Polyester	40	220	212	4	104	100	425	6,201	1.58	7.71	Yes
HP™	High Performance	Polyester	40	180	150	4	82	66	775	11,307	2.36	11.52	Yes

Regulatory Information

The Food and Drug Administration (FDA) accepts certain materials for direct food contact. FDA approved material is compliant to FDA 21 CFR § 177.

Rexnord, MatTop, TwistLock and HP are trademarks of Rexnord Corporation.

All rights reserved.

U.S. Patent 7527146

Additional Notes

For chain width information see page MT - WIDTH - 1.

Open area = 6.0%.

Chain is assembled with HP™ rollers.

Typical coefficient of friction between chain and product = 0.09.

Chain strength is listed at room temperature. NR = Not Recommended.

For additional material information, see material portfolio.

8505


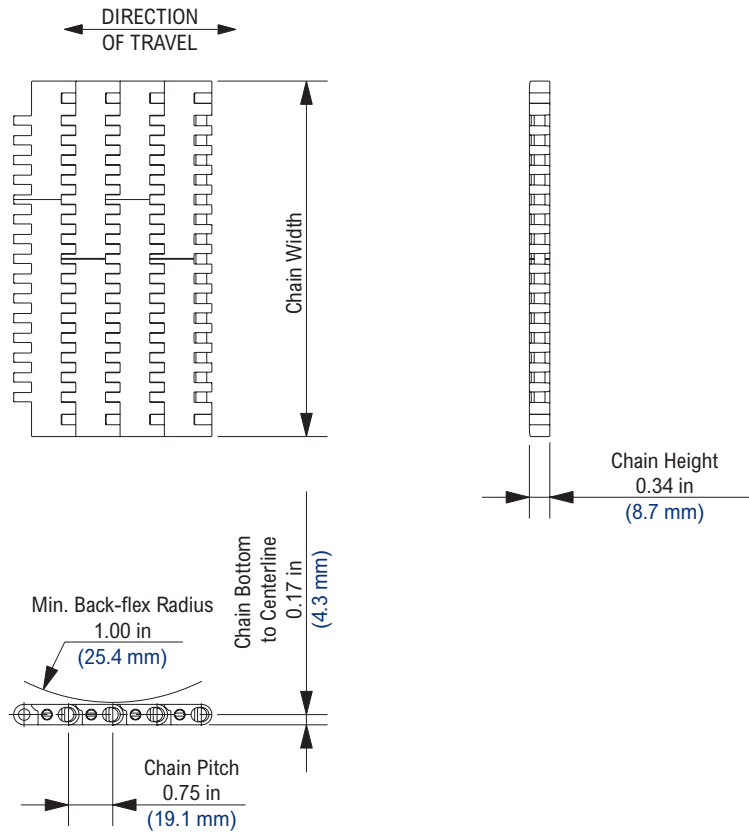


Photo shows 8505 MatTop® Chain molded in High Performance (HP™) material.



Chain Information

Chain Capacity	Number of Sprockets	
	per ft of width	per m of width
0% - 25%	2	7
25% - 75%	4	13
75% - 100%	6	20

Available Materials

Prefix	Chain Material	Standard Pin Material	Temperature						Chain Strength		Approximate Weight		FDA Approval
			Fahrenheit			Celsius							
			min	max		min	max		lbs/ft	N/m	lbs/ft ²	Kg/m ²	
Standard Materials													
AS	Anti-Static	Polyester	0	180	NR	-18	82	NR	1,200	17,508	1.82	8.89	No
HP™	High Performance	Polyester	-40	180	150	-40	82	66	2,000	29,180	1.82	8.89	Yes
KHT	Khaki High Temperature	Polypropylene	40	220	212	4	104	100	900	13,131	1.22	5.96	Yes
PSX®	Platinum Series X®	Polyester	-40	180	150	-40	82	66	2,000	29,180	1.82	8.89	Yes
WHT	White High Temperature	Polypropylene	40	220	212	4	104	100	900	13,131	1.22	5.96	Yes
WLT	White Low Temperature	Polyethylene	-100	80	80	-73	27	27	700	10,213	1.20	5.86	Yes
Made-to-Order Materials													
BSM	Black Cut Resistant	Polypropylene	-40	180	150	-40	82	66	2,000	29,180	1.22	5.96	Yes
DUV	Plain Acetal Ultraviolet Resistant	Polyester	0	180	150	-18	82	66	2,000	29,180	1.82	8.89	No
ESD	Electrostatic Dissipative	Polyester	0	180	180	-18	82	82	900	13,131	1.22	5.96	No
HT	High Temperature	Polypropylene	40	220	212	4	104	100	900	13,131	1.22	5.96	Yes
LF	Low Friction	Polyester	-40	180	150	-40	82	66	2,000	29,180	1.82	8.89	Yes
PS®	Platinum Series®	Polyester	-40	180	150	-40	82	66	2,000	29,180	1.82	8.89	Yes
RHT	Red High Temperature	Polypropylene	40	220	212	4	104	100	900	13,131	1.22	5.96	Yes
WHP	White High Performance	Polyester	-40	180	150	-40	82	66	2,000	29,180	1.82	8.89	Yes
WSM	White Cut Resistant	Polyester	-40	180	150	-40	82	66	2,000	29,180	1.22	5.96	Yes

Regulatory Information

The Food and Drug Administration (FDA) accepts certain materials for direct food contact. FDA approved material is compliant to FDA 21 CFR § 177.

Rexnord, MatTop, TwistLock, Platinum Series, Platinum Series X, HP, PS and PSX are trademarks of Rexnord Corporation.

All rights reserved.

U.S. Patents: 5335768, 4436200

Additional Notes

MTO (Made-to-Order) products are non-returnable. Minimum order quantity and additional setup charges may also apply.

For chain width information see page MT - WIDTH - 1.

Open area = 4.1%.

Stainless steel pins are available on a made-to-order basis.

Chain strength is listed at room temperature. NR = Not Recommended.

For additional material information, see material portfolio.


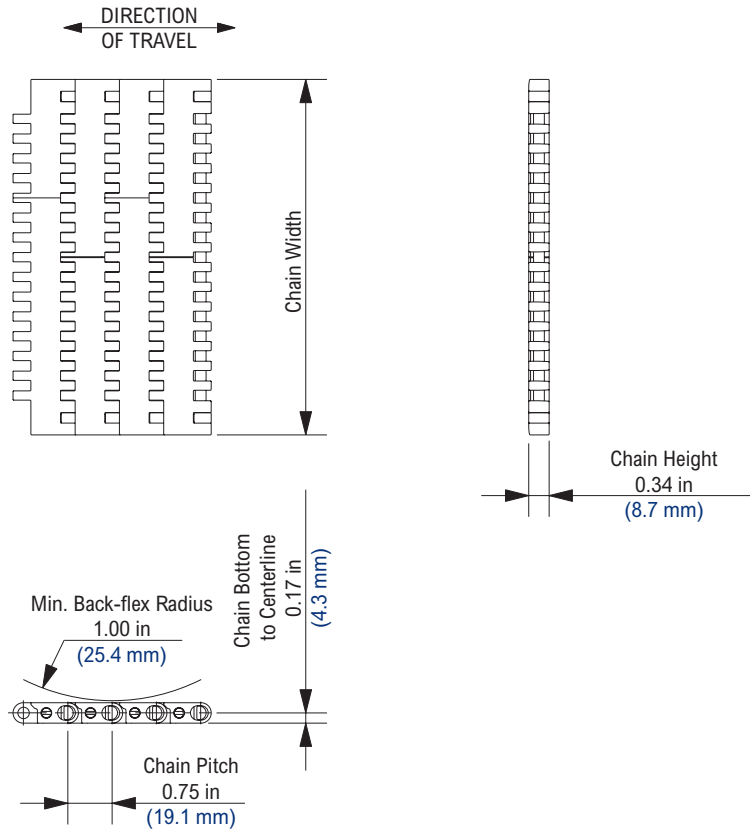


Photo shows Metric 8505 MatTop® Chain molded in High Performance (HP™) material.



Chain Information

Chain Capacity	Number of Sprockets	
	per ft of width	per m of width
0% - 25%	2	7
25% - 75%	4	13
75% - 100%	6	20

Available Materials

Prefix	Chain Material	Standard Pin Material	Temperature						Chain Strength		Approximate Weight		FDA Approval
			Fahrenheit			Celsius							
			min	max dry	max wet	min	max dry	max wet	lbs/ft	N/m	lbs/ft ²	Kg/m ²	
Standard Materials													
HP™	High Performance	Polyester	-40	180	150	-40	82	66	2,000	29,180	1.82	8.89	Yes
PSX®	Platinum Series X®	Polyester	-40	180	150	-40	82	66	2,000	29,180	1.82	8.89	Yes
Made-to-Order Materials													
WHP	White High Performance	Polyester	-40	180	150	-40	82	66	2,000	29,180	1.82	8.89	Yes

Regulatory Information

The Food and Drug Administration (FDA) accepts certain materials for direct food contact. FDA approved material is compliant to FDA 21 CFR § 177.

Rexnord, MatTop, TwistLock, Platinum Series X, HP and PSX are trademarks of Rexnord Corporation.

All rights reserved.

Additional Notes

MTO (Made-to-Order) products are non-returnable. Minimum order quantity and additional setup charges may also apply.

For chain width information see page MT - WIDTH - 1.

Open area = 4.1%.

Stainless steel pins are available on a made-to-order basis.

Chain strength is listed at room temperature. NR = Not Recommended.

For additional material information, see material portfolio.

8505


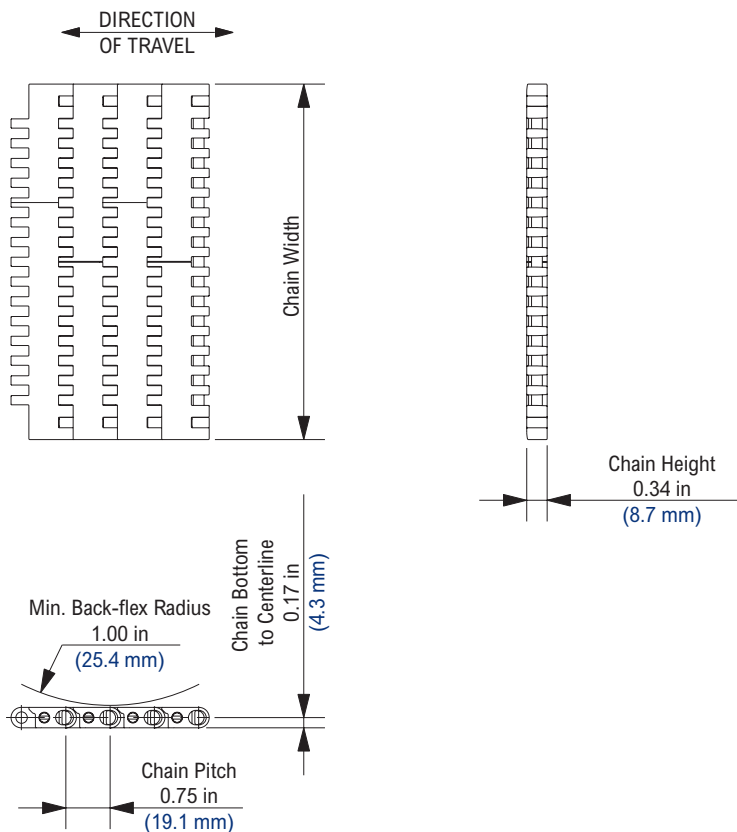


Photo shows 8505 MatTop® Chain molded in White Special Acetal Antimicrobial (WSA) material.



Chain Information

Chain Capacity	Number of Sprockets	
	per ft of width	per m of width
0% - 25%	2	7
25% - 75%	4	13
75% - 100%	6	20

Available Materials

Prefix	Chain Material	Standard Pin Material	Temperature						Chain Strength		Approximate Weight		FDA Approval
			Fahrenheit			Celsius							
			min	max		min	max		lbs/ft	N/m	lbs/ft ²	Kg/m ²	
			dry	wet		dry	wet						
Made-to-Order Materials													
BHA	Blue High Temperature Antimicrobial	Polypropylene	40	220	212	4	104	100	900	13,131	1.22	5.96	***
BLA	Blue Low Temperature Antimicrobial	Polyethylene	-100	80	80	-73	27	27	700	10,213	1.22	5.96	***
GLD	Grey Low Temp. Detectable Animicrobial	Polyethylene	-100	80	80	-73	27	27	700	10,213	1.22	5.96	***
GSA	Grey Special Acetal Antimicrobial	Polyester	-40	180	150	-40	82	66	2,000	29,180	1.82	8.89	***
RLD	Red Low Temp. Detectable Animicrobial	Polyethylene	-100	80	80	-73	27	27	700	10,213	1.22	5.96	***
THD	Tan High Temp. Detectable Antimicrobial	Polypropylene	40	220	212	4	104	100	900	13,131	1.22	5.96	***
WHA	White High Temperature Antimicrobial	Polypropylene	40	220	212	4	104	100	900	13,131	1.22	5.96	***
WLA	White Low Temperature Antimicrobial	Polyethylene	-100	80	80	-73	27	27	700	10,213	1.22	5.96	***
WSA	White Special Acetal Antimicrobial	Polyester	-40	180	150	-40	82	66	2,000	29,180	1.82	8.89	***



These materials will not protect the user against food-borne illness. Formulated to inhibit the growth of bacteria, mold and mildew that may cause discoloration, odor or degradation of the MatTop® chain. Always maintain good hygiene, proper cleaning procedures are still required. Microban is a registered trademark of Microban Products Company.

Regulatory Information

*** These materials meet the end-test requirements as specified by FDA 21CFR 177.1520 (c), the FDA requirement for polyolefin materials intended for direct food contact. All components of these materials are either compliant for food contact as listed by the FDA or regulated by the EPA.

Rexnord, MatTop and HP are trademarks of Rexnord Corporation.

All rights reserved.

U.S. Patents: 5335768, 4436200

Additional Notes

MTO (Made-to-Order) products are non-returnable. Minimum order quantity and additional setup charges may also apply.

For chain width information see page MT - WIDTH - 1.

Open area = 4.1%.

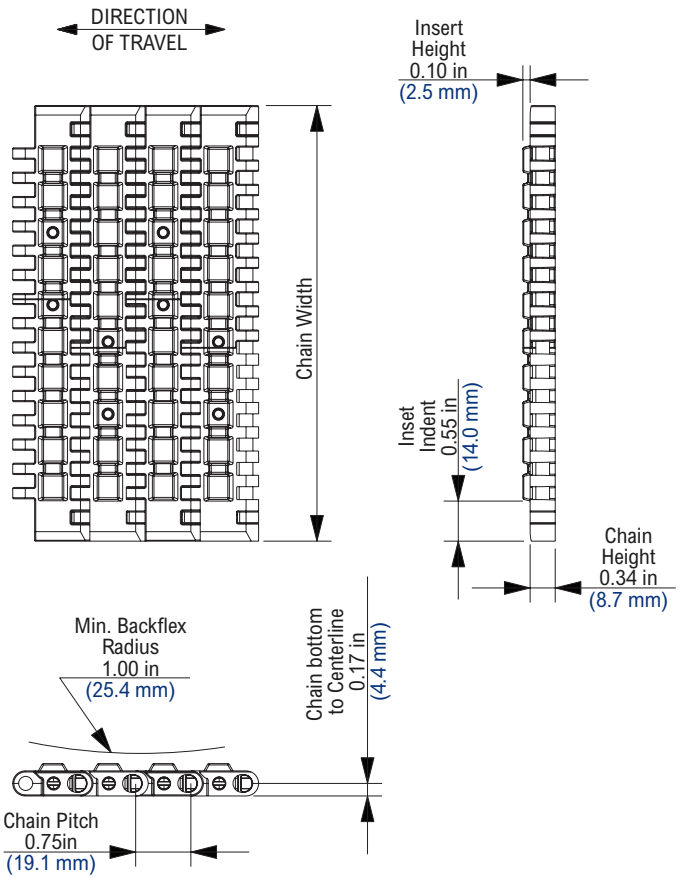

Stainless steel pins are available on a made-to-order basis.

The ability to detect plastic particles will vary due to sensitivity of individual metal detectors. All components may not be detectable.

Chain strength is listed at room temperature. NR = Not Recommended.

For additional material information, see material portfolio.

8505 RubberTop®



Chain Information

Chain Capacity	Number of Sprockets	
	per ft of width	per m of width
0% - 25%	2	7
25% - 75%	4	13
75% - 100%	6	20

Available Materials

Prefix	Chain Material	Standard Pin Material	Temperature						Chain Strength		Approximate Weight		FDA Approval
			Fahrenheit			Celsius							
			min	max dry	max wet	min	max dry	max wet	lbs/ft	N/m	lbs/ft ²	Kg/m ²	
Standard Materials													
HT	High Temperature	Polypropylene	40	180	150	4	82	66	900	13,131	1.47	7.17	Yes
WHT	White High Temperature	Polypropylene	40	180	150	4	82	66	900	13,131	1.47	7.17	Yes
Made-to-Order Materials													
KHT	Khaki High Temperature	Polypropylene	40	180	150	4	82	66	900	13,131	1.47	7.17	Yes

Regulatory Information

The Food and Drug Administration (FDA) accepts certain materials for direct food contact. FDA approved material is compliant to FDA 21 CFR § 177.

Rexnord, MatTop, TwistLock, RubberTop and HP are trademarks of Rexnord Corporation.

All rights reserved.

Additional Notes

MTO (Made-to-Order) products are non-returnable. Minimum order quantity and additional setup charges may also apply.

For chain width information see page MT - WIDTH - 1.

Links are molded with 50 Shore A TPE friction pads.

Open area = 4.1%.

8505 V


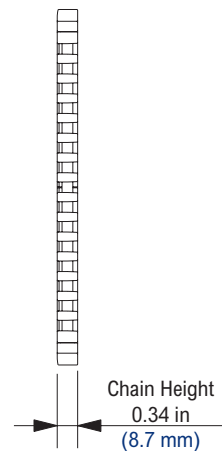
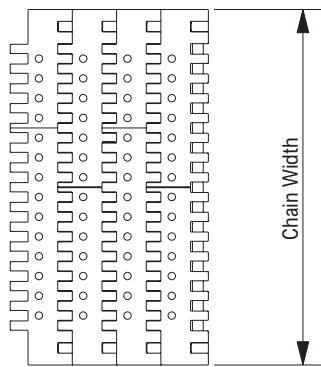


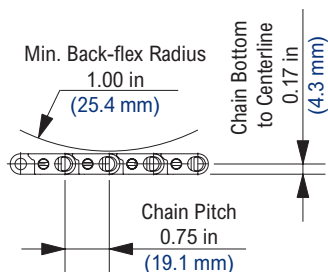
Photo shows 8505 V MatTop® Chain with Vacuum Holes molded in High Performance (HP™) material.

DIRECTION OF TRAVEL →



Chain Information

Chain Capacity	Number of Sprockets	
	per ft of width	per m of width
0% - 25%	2	7
25% - 75%	4	13
75% - 100%	6	20



Hole Diameter	Hole Spacing		Holes per Module	Open Area	
	in	mm			in
1/8	3.2	0.33	8.4	18	9.0 %
1/8	3.2	0.67	17.0	9	6.6 %
1/8	3.2	1.00	25.4	6	5.7 %
1/8	3.2	1.33	33.8	6	5.3 %
1/8	3.2	1.67	42.4	4	5.1 %
1/8	3.2	2.00	50.8	3	4.9 %

Standard hole sizes listed per 6 in (152.4 mm) module. All vacuum holes are centered on the chain.

Available Materials

Prefix	Chain Material	Standard Pin Material	Temperature						Chain Strength		Approximate Weight		FDA Approval
			Fahrenheit			Celsius							
			min	max		min	max		lbs/ft	N/m	lbs/ft ²	Kg/m ²	
Standard Materials													
HP™	High Performance	Polyester	-40	180	150	-40	82	66	2,000	29,180	1.82	8.89	Yes
Made-to-Order Materials													
AS	Anti-Static	Polyester	0	180	NR	-18	82	NR	1,200	17,508	1.82	8.89	No
WHT	White High Temperature	Polypropylene	40	220	212	4	104	100	900	13,131	1.22	5.96	Yes

Regulatory Information

The Food and Drug Administration (FDA) accepts certain materials for direct food contact. FDA approved material is compliant to FDA 21 CFR § 177.

Rexnord, MatTop, TwistLock, and HP are trademarks of Rexnord Corporation.

All rights reserved.

U.S. Patents: 5335768, 4436200

Additional Notes

MTO (Made-to-Order) products are non-returnable. Minimum order quantity and additional setup charges may also apply.

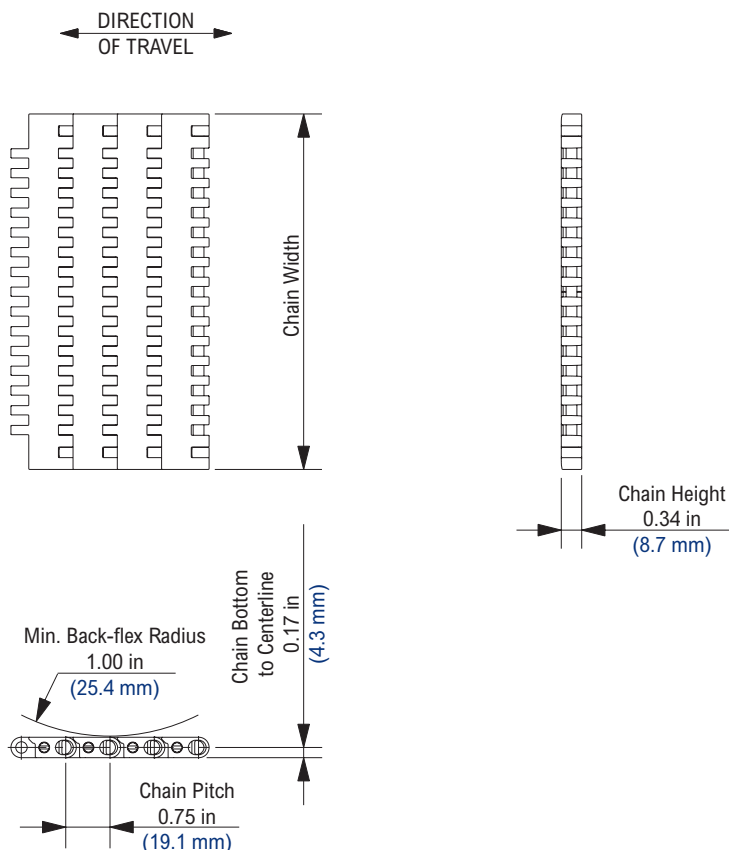

For chain width information see page MT - WIDTH - 1.

Stainless steel pins are available on a made-to-order basis.

Chain strength is listed at room temperature. NR = Not Recommended.

For additional material information, see material portfolio.

8505 (MTW)



Chain Information

desc	Chain Width		Number of Sprockets	Chain Strength	
	in	mm		lbs	N
2 1/3	2.33	59.2	1	225	1,001
3 1/4	3.25	82.6	1	240	1,068
85MM	3.35	85.0	1	240	1,068
4 1/2	4.50	114.3	1	360	1,601
6	6.00	152.4	2	500	2,224
7 1/2	7.50	190.5	2	625	2,780
12	12.00	304.8	4	2,000	8,896

Available Materials

Prefix	Chain Material	Standard Pin Material	Temperature						Approximate Weight		FDA Approval
			Fahrenheit			Celsius					
			min	max		min	max		lbs/ft ²	Kg/m ²	
Standard Materials											
HP™	High Performance	Polyester	-40	180	150	-40	82	66	1.82	8.89	Yes
KHT	Khaki High Temperature	Polypropylene	40	220	212	4	104	100	1.22	5.96	Yes
PSX®	Platinum Series X®	Polyester	-40	180	150	-40	82	66	1.82	8.89	Yes
Made-to-Order Materials											
AS	Anti-Static	Polyester	0	180	NR	-18	82	NR	1.82	8.89	No
HT	High Temperature	Polypropylene	40	220	212	4	104	100	1.22	5.96	Yes
LF	Low Friction	Polyester	-40	180	150	-40	82	66	1.82	8.89	Yes
PS®	Platinum Series®	Polyester	-40	180	150	-40	82	66	1.82	8.89	Yes
WHT	White High Temperature	Polypropylene	40	220	212	4	104	100	1.22	5.96	Yes
WLT	White Low Temperature	Polyethylene	-100	80	80	-73	27	27	1.22	5.96	Yes

Regulatory Information

The Food and Drug Administration (FDA) accepts certain materials for direct food contact. FDA approved material is compliant to FDA 21 CFR § 177.

Rexnord, MatTop, TwistLock, Platinum Series, Platinum Series X, HP, PS and PSX are trademarks of Rexnord Corporation.

All rights reserved.

U.S. Patents: 5335768, 4436200

Additional Notes

MTO (Made-to-Order) products are non-returnable. Minimum order quantity and additional setup charges may also apply.

Stocked in 160 pitch, 10 ft (3.048 m) length strands.

Open Area = 4.1%.

Stainless steel pins are available on a made-to-order basis.

Chain strength is based on acetal-based materials and listed at room temperature. NR = Not Recommended.

For additional material information, see material portfolio.

8505 (MTW) PT


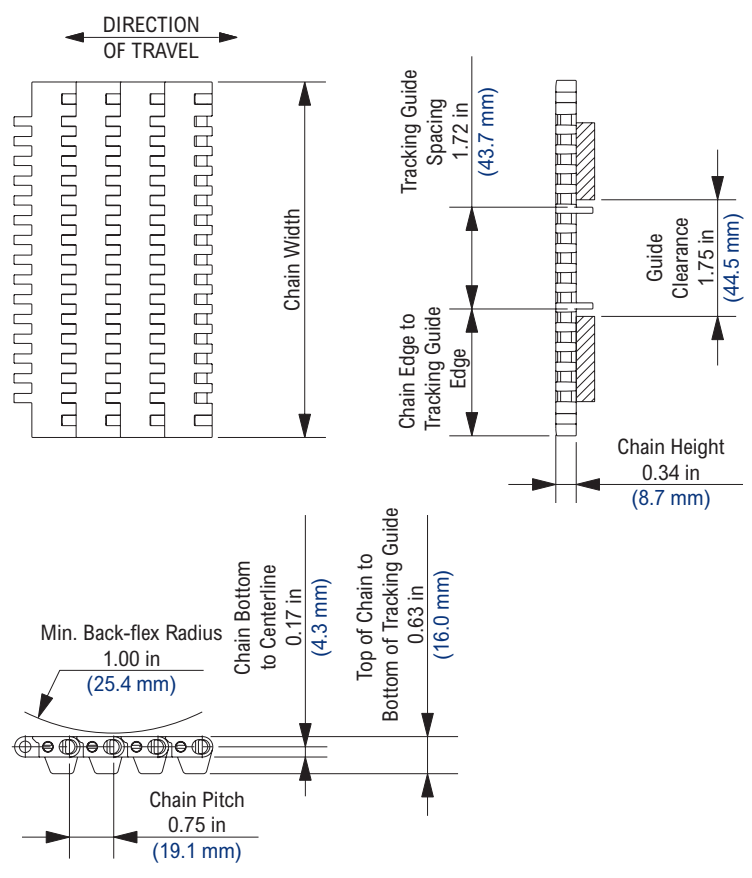


Photo shows 8505 Molded-to-Width (MTW) MatTop® Chain with Positrack™ (PT) Tracking Guides molded in High Performance (HP™) material.



Chain Information

desc	Chain Width		Chain Edge to Tracking Guide Edge		Number of Sprockets	Chain Strength	
	in	mm	in	mm		lbs	N
3 1/4	3.25	82.6	0.76	19.3	1	240	1,068
85MM	3.35	85.0	0.81	20.6	1	240	1,068
4 1/2	4.50	114.3	1.39	35.3	1	360	1,601
6	6.00	152.4	2.14	54.4	1	500	2,224
7 1/2	7.50	190.5	2.89	73.4	1	625	2,780

Available Materials

Prefix	Chain Material	Standard Pin Material	Temperature						Approximate Weight		FDA Approval
			Fahrenheit			Celsius					
			min	max dry	max wet	min	max dry	max wet	lbs/ft ²	Kg/m ²	
Standard Materials											
HP™	High Performance	Polyester	-40	180	150	-40	82	66	1.82	8.89	Yes
KHT	Khaki High Temperature	Polypropylene	40	220	212	4	104	100	1.22	5.96	Yes
PSX®	Platinum Series X®	Polyester	-40	180	150	-40	82	66	1.82	8.89	Yes
Made-to-Order Materials											
AS	Anti-Static	Polyester	0	180	NR	-18	82	NR	1.82	8.89	No
HT	High Temperature	Polypropylene	40	220	212	4	104	100	1.22	5.96	Yes
LF	Low Friction	Polyester	-40	180	150	-40	82	66	1.82	8.89	Yes
PS®	Platinum Series®	Polyester	-40	180	150	-40	82	66	1.82	8.89	Yes
WHT	White High Temperature	Polypropylene	40	220	212	4	104	100	1.22	5.96	Yes

Regulatory Information

The Food and Drug Administration (FDA) accepts certain materials for direct food contact. FDA approved material is compliant to FDA 21 CFR § 177.

Rexnord, MatTop, Positrak, TwistLock, Platinum Series, Platinum Series X, HP, PS and PSX are trademarks of Rexnord Corporation.

All rights reserved.

U.S. Patents: 5335768, 4436200

Additional Notes

MTO (Made-to-Order) products are non-returnable. Minimum order quantity and additional setup charges may also apply.

Stocked in 160 pitch, 10 ft (3.048 m) length strands.

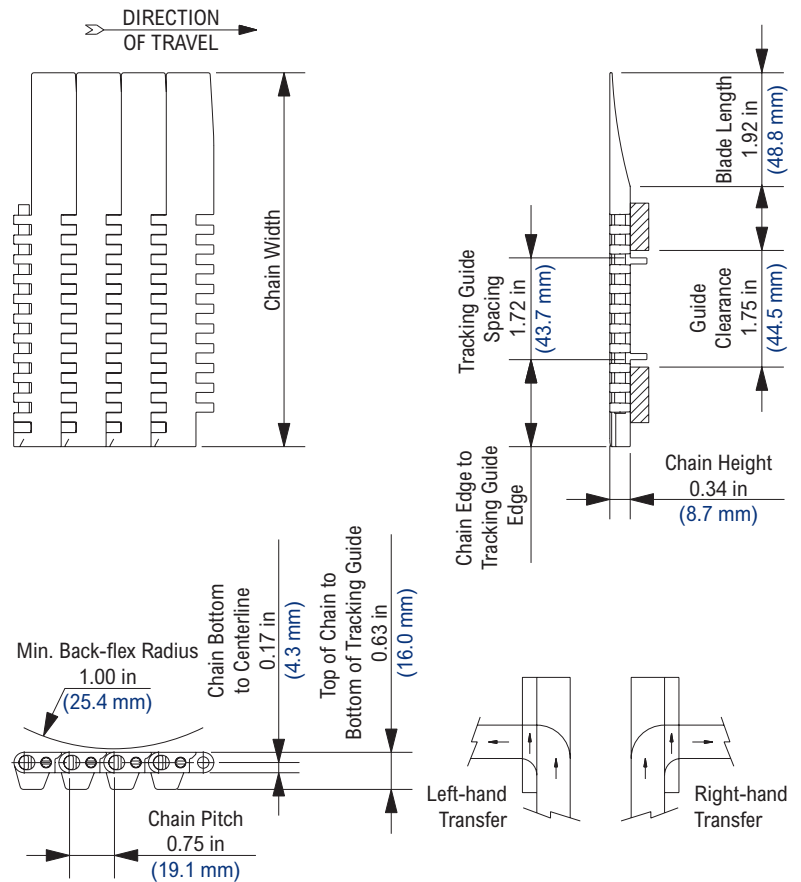

Open Area = 4.1%.

Stainless steel pins are available on a made-to-order basis.

Chain strength is based on acetal-based materials and listed at room temperature. NR = Not Recommended.

For additional material information, see material portfolio.

8505 DTS®PT



Chain Information

Chain Width	Chain Edge to Tracking Guide Edge		Number of Sprockets	Chain Strength	
	in	mm		lbs	N
4 1/2	6.30	160.0	1	360	1,601
7 1/2	9.30	236.2	1	600	2,669

Available Materials

Prefix	Chain Material	Standard Pin Material	Temperature						Approximate Weight		FDA Approval
			Fahrenheit			Celsius					
			min	max dry	max wet	min	max dry	max wet	lbs/ft ²	Kg/m ²	
Standard Materials											
HP™	High Performance	Polyester	-40	180	150	-40	82	66	1.82	8.89	Yes
PSX®	Platinum Series® X	Polyester	-40	180	150	-40	82	66	1.82	8.89	Yes
Made-to-Order Materials											
AS	Anti-Static	Polyester	0	180	NR	-18	82	NR	1.82	8.89	No
HT	High Temperature	Polypropylene	40	220	212	4	104	100	1.22	5.96	Yes
KHT	Khaki High Temperature	Polypropylene	40	220	212	4	104	100	1.22	5.96	Yes
LF	Low Friction	Polyester	-40	180	150	-40	82	66	1.82	8.89	Yes
PS®	Platinum Series®	Polyester	-40	180	150	-40	82	66	1.82	8.89	Yes

Regulatory Information

The Food and Drug Administration (FDA) accepts certain materials for direct food contact. FDA approved material is compliant to FDA 21 CFR § 177.

Rexnord, MatTop, Positrak, TwistLock, Platinum Series, Platinum Series X, HP, PS and PSX are trademarks of Rexnord Corporation.

All rights reserved.

U.S. Patents: 5335768, 5634550, 4436200

Additional Notes

MTO (Made-to-Order) products are non-returnable. Minimum order quantity and additional setup charges may also apply.

Stocked in 160 pitch, 10 ft (3.048 m) length strands.

Available in both left-hand and right-hand modules.

Chain strength is listed at room temperature. NR = Not Recommended.

For additional material information, see material portfolio.

8506


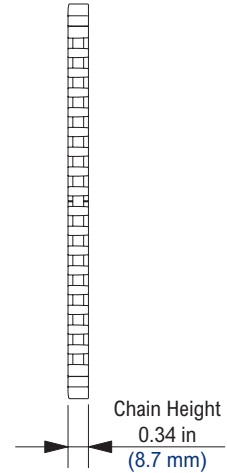
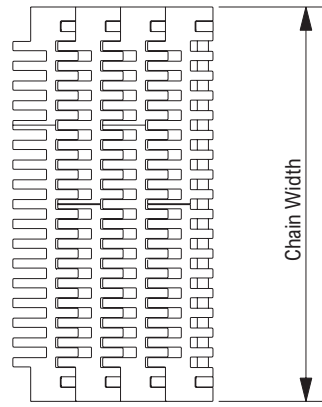


Photo shows 8506 MatTop® Chain molded in High Performance (HP™) material.

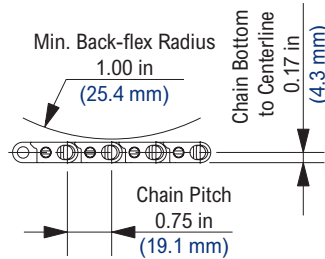
DIRECTION OF TRAVEL



Chain Height
0.34 in
(8.7 mm)

Chain Information

Chain Capacity	Number of Sprockets	
	per ft of width	per m of width
0% - 25%	2	7
25% - 75%	4	13
75% - 100%	6	20



Available Materials

Prefix	Chain Material	Standard Pin Material	Temperature						Chain Strength		Approximate Weight		FDA Approval
			Fahrenheit			Celsius							
			min	max		min	max		lbs/ft	N/m	lbs/ft ²	Kg/m ²	
Standard Materials													
FTR	Fryer Temperature Resistant	Polyester	-80	220	NR	-62	104	NR	2,000	29,180	1.61	7.86	Yes
HP™	High Performance	Polyester	-40	180	150	-40	82	66	2,000	29,180	1.61	7.86	Yes
PS®	Platinum Series®	Polyester	-40	180	150	-40	82	66	2,000	29,180	1.61	7.86	Yes
WHT	White High Temperature	Polypropylene	40	220	212	4	104	100	900	13,131	1.06	5.18	Yes
WLT	White Low Temperature	Polyethylene	-100	80	80	-73	27	27	700	10,213	1.06	5.18	Yes
Made-to-Order Materials													
AS	Anti-Static	Polyester	0	180	NR	-18	82	NR	1,200	17,508	1.61	7.86	No
BLT	Blue Low Temperature	Polyethylene	-100	80	80	-73	27	27	700	10,213	1.06	5.18	Yes
FR	Flame Retardant	Polyester	0	180	140	-18	82	60	900	13,131	1.61	7.86	No
HT	High Temperature	Polypropylene	40	220	212	4	104	100	900	13,131	1.06	5.18	Yes
HUV	High Temp. Ultraviolet Resistant	Polypropylene	40	220	180	4	104	82	900	13,131	1.06	5.18	No
KHT	Khaki High Temperature	Polypropylene	40	220	212	4	104	100	900	13,131	1.06	5.18	Yes
LF	Low Friction	Polyester	-40	180	150	-40	82	66	2,000	29,180	1.61	7.86	Yes
LUV	Low Temp. Ultraviolet Resistant	Polyethylene	-40	80	80	-40	27	27	700	10,213	1.06	5.18	No
RHT	Red High Temperature	Polypropylene	40	220	212	4	104	100	900	13,131	1.06	5.18	Yes
WHP	White High Performance	Polyester	-40	180	150	-40	82	66	2,000	29,180	1.61	7.86	Yes
WSM	White Cut Resistant	Polyester	-40	180	150	-40	82	66	2,000	29,180	1.61	7.86	Yes

Regulatory Information

The Food and Drug Administration (FDA) accepts certain materials for direct food contact. FDA approved material is compliant to FDA 21 CFR § 177.

Rexnord, MatTop, TwistLock, Platinum Series, HP and PS are trademarks of Rexnord Corporation.

All rights reserved.

U.S. Patents: 5335768, 4436200

Additional Notes

MTO (Made-to-Order) products are non-returnable. Minimum order quantity and additional setup charges may also apply.

For chain width information see page MT - WIDTH - 1.

Open area = 21.0%.

Stainless steel pins are available on a made-to-order basis.

Chain strength is listed at room temperature. NR = Not Recommended.

For additional material information, see material portfolio.


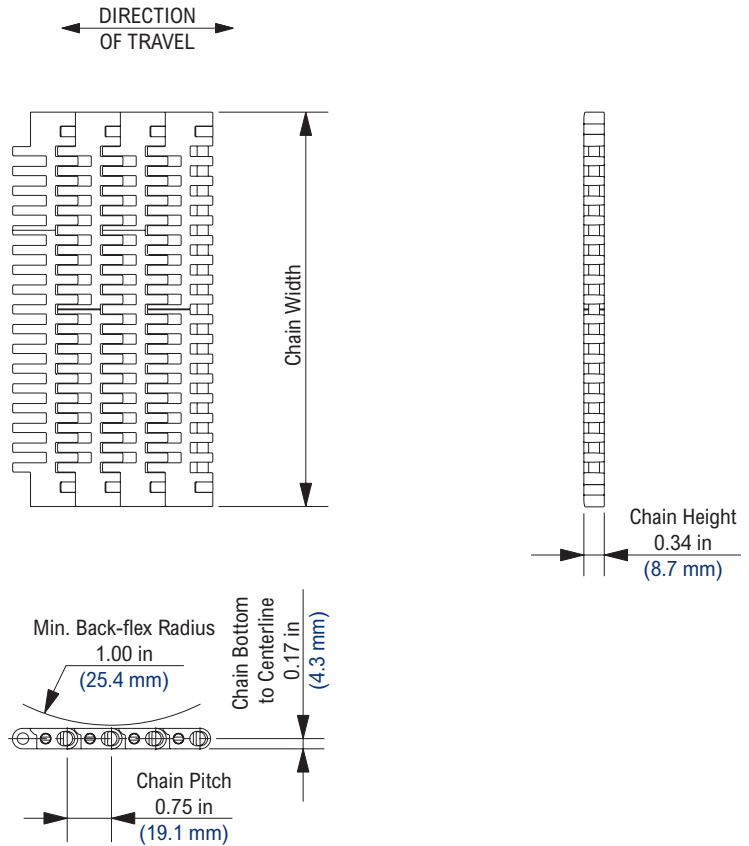


Photo shows 8506 MatTop® Chain molded in White Low Temperature Antimicrobial (WLA) material.



Chain Information

Chain Capacity	Number of Sprockets	
	per ft of width	per m of width
0% - 25%	2	7
25% - 75%	4	13
75% - 100%	6	20

Available Materials

Prefix	Chain Material	Standard Pin Material	Temperature						Chain Strength		Approximate Weight		FDA Approval
			Fahrenheit			Celsius							
			min	max		min	max		lbs/ft	N/m	lbs/ft ²	Kg/m ²	
Made-to-Order Materials													
BHA	Blue High Temperature Antimicrobial	Polypropylene	40	220	212	4	104	100	900	13,131	1.06	5.18	***
BLA	Blue Low Temperature Antimicrobial	Polyethylene	-100	80	80	-73	27	27	700	10,213	1.06	5.18	***
GLD	Grey Low Temp. Detectable Antimicrobial	Polyethylene	-100	80	80	-73	27	27	700	10,213	1.06	5.18	***
RLD	Red Low Temp. Detectable Antimicrobial	Polyethylene	-100	80	80	-73	27	27	700	10,213	2.00	9.76	***
WHA	White High Temperature Antimicrobial	Polypropylene	40	220	212	4	104	100	900	13,131	1.06	5.18	***
WLA	White Low Temperature Antimicrobial	Polyethylene	-100	80	80	-73	27	27	700	10,213	1.06	5.18	***
WSA	White Special Acetal Antimicrobial	Polyester	-40	180	150	-40	82	66	2,000	29,180	1.61	7.86	*



These materials will not protect the user against food-borne illness. Formulated to inhibit the growth of bacteria, mold and mildew that may cause discoloration, odor or degradation of the MatTop® chain. Always maintain good hygiene, proper cleaning procedures are still required. Microban is a registered trademark of Microban Products Company.

Regulatory Information

* All components used in the formulation of Microban Antimicrobial material have federal regulatory approval for direct food contact.
 *** These materials meet the end-test requirements as specified by FDA 21CFR 177.1520 (c), the FDA requirement for polyolefin materials intended for direct food contact. All components of these materials are either compliant for food contact as listed by the FDA or regulated by the EPA.
 Rexnord, MatTop and HP are trademarks of Rexnord Corporation.
 All rights reserved.
 U.S. Patents: 5335768, 4436200

Additional Notes

MTO (Made-to-Order) products are non-returnable. Minimum order quantity and additional setup charges may also apply.
 For chain width information see page MT - WIDTH - 1.
 Open area = 21.0%.
 Stainless steel pins are available on a made-to-order basis.
 The ability to detect plastic particles will vary due to sensitivity of individual metal detectors. All components may not be detectable.
 Chain strength is listed at room temperature. NR = Not Recommended.
 For additional material information, see material portfolio.

8506 (MTW)


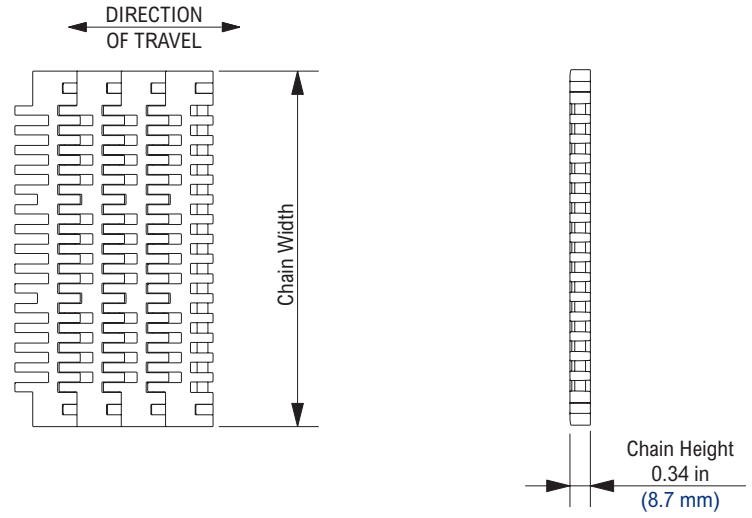


Photo shows 8506 Molded-to-Width (MTW) MatTop® Chain molded in High Performance (HP™) material.



Chain Information

desc	Chain Width		Number of Sprockets	Chain Strength	
	in	mm		lbs	N
2 1/3	2.33	59.2	1	225	1,001
3 1/4	3.25	82.6	1	240	1,068
85MM	3.35	85.0	1	240	1,068
4 1/2	4.50	114.3	1	360	1,601
6	6.00	152.4	2	500	2,224
7 1/2	7.50	190.5	2	625	2,780
12	12.00	304.8	4	2,000	8,896

Available Materials

Prefix	Chain Material	Standard Pin Material	Temperature						Approximate Weight		FDA Approval
			Fahrenheit			Celsius					
			min	max dry	max wet	min	max dry	max wet	lbs/ft ²	Kg/m ²	
Standard Materials											
HP™	High Performance	Polyester	-40	180	150	-40	82	66	1.61	7.86	Yes
PS®	Platinum Series®	Polyester	-40	180	150	-40	82	66	1.61	7.86	Yes
Made-to-Order Materials											
HT	High Temperature	Polypropylene	40	220	212	4	104	100	1.06	5.18	Yes
LF	Low Friction	Polyester	-40	180	150	-40	82	66	1.61	7.86	Yes
WHT	White High Temperature	Polypropylene	40	220	212	4	104	100	1.06	5.18	Yes

Regulatory Information

The Food and Drug Administration (FDA) accepts certain materials for direct food contact. FDA approved material is compliant to FDA 21 CFR § 177.

Rexnord, MatTop, TwistLock, Platinum Series, HP and PS are trademarks of Rexnord Corporation.

All rights reserved.

U.S. Patents: 5335768, 4436200

Additional Notes

MTO (Made-to-Order) products are non-returnable. Minimum order quantity and additional setup charges may also apply.

Stocked in 160 pitch, 10 ft (3.048 m) length strands.

Open Area = 21.0%.

Stainless steel pins are available on a made-to-order basis.

Chain strength is based on acetal-based materials and listed at room temperature. NR = Not Recommended.

For additional material information, see material portfolio.

8506 (MTW) PT


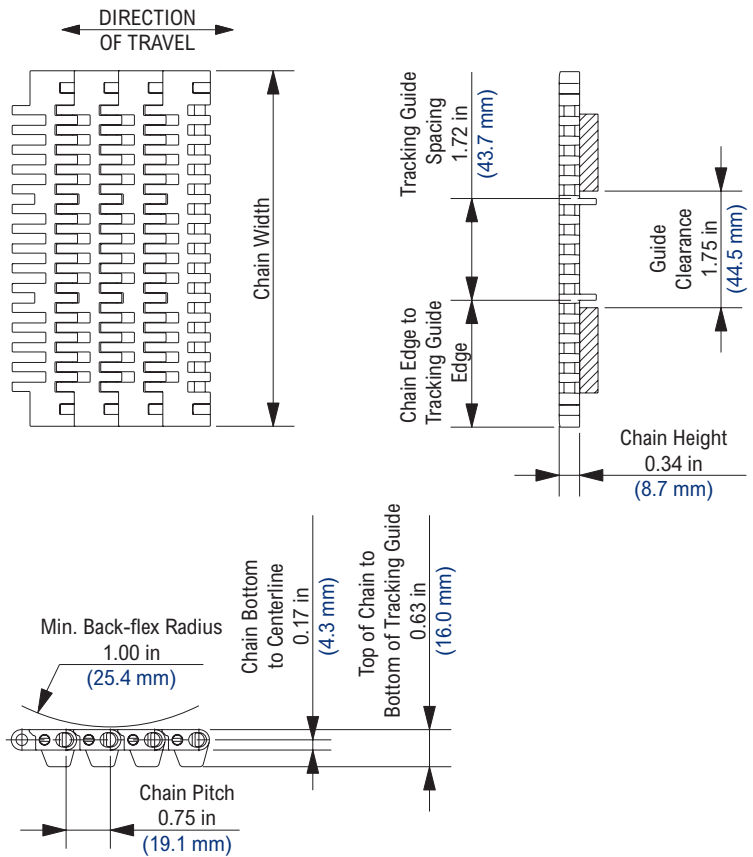


Photo shows 8506 Molded-to-Width (MTW) MatTop® Chain with Positrack™ (PT) Tracking Guides molded in High Performance (HP™) material.



Chain Information

desc	Chain Width		Chain Edge to Tracking Guide Edge		Number of Sprockets	Chain Strength	
	in	mm	in	mm		lbs	N
3 1/4	3.25	82.6	0.76	19.3	1	240	1,068
85MM	3.35	85.0	0.81	20.6	1	240	1,068
4 1/2	4.50	114.3	1.39	35.3	1	360	1,601
6	6.00	152.4	2.14	54.4	1	500	2,224
7 1/2	7.50	190.5	2.89	73.4	1	625	2,780

Available Materials

Prefix	Chain Material	Standard Pin Material	Temperature						Approximate Weight		FDA Approval
			Fahrenheit			Celsius					
			min	max dry	max wet	min	max dry	max wet	lbs/ft ²	Kg/m ²	
Standard Materials											
HP™	High Performance	Polyester	-40	180	150	-40	82	66	1.61	7.86	Yes
PS®	Platinum Series®	Polyester	-40	180	150	-40	82	66	1.61	7.86	Yes
Made-to-Order Materials											
HT	High Temperature	Polypropylene	40	220	212	4	104	100	1.06	5.18	Yes
LF	Low Friction	Polyester	-40	180	150	-40	82	66	1.61	7.86	Yes
WHT	White High Temperature	Polypropylene	40	220	212	4	104	100	1.06	5.18	Yes

Regulatory Information

The Food and Drug Administration (FDA) accepts certain materials for direct food contact. FDA approved material is compliant to FDA 21 CFR § 177.

Rexnord, MatTop, Positrak, TwistLock, Platinum Series, HP and PS are trademarks of Rexnord Corporation.

All rights reserved.

U.S. Patents: 5335768, 4436200

Additional Notes

MTO (Made-to-Order) products are non-returnable. Minimum order quantity and additional setup charges may also apply.

Stocked in 160 pitch, 10 ft (3.048 m) length strands.

Open Area = 21.0%.

Stainless steel pins are available on a made-to-order basis.

Chain strength is based on acetal-based materials and listed at room temperature. NR = Not Recommended.

For additional material information, see material portfolio.

8507


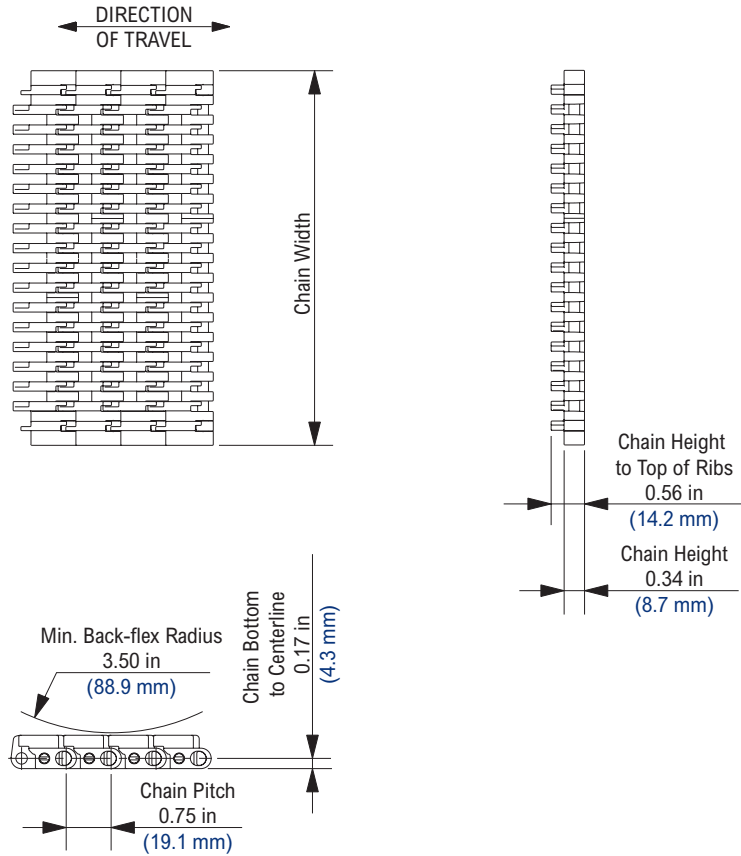


Photo shows 8507 MatTop® Chain molded in High Performance (HP™) material.



Chain Information

Chain Capacity	Number of Sprockets			
	with Transfer Comb		without Transfer Comb	
	per ft	per m	per ft	per m
0% - 25%	4	13	2	7
25% - 75%	6	20	4	13
75% - 100%	6	20	6	20

Available Materials

Prefix	Chain Material	Standard Pin Material	Temperature						Chain Strength		Approximate Weight		FDA Approval
			Fahrenheit			Celsius							
			min	max		min	max		lbs/ft	N/m	lbs/ft ²	Kg/m ²	
		dry	wet		dry	wet							
Standard Materials													
HP™	High Performance	Polyester	-40	180	150	-40	82	66	2,000	29,180	2.27	11.08	Yes
HT	High Temperature	Polypropylene	40	220	212	4	104	100	900	13,131	1.53	7.47	Yes
Made-to-Order Materials													
AS	Anti-Static	Polyester	0	180	NR	-18	82	NR	1,200	17,508	2.27	11.08	No
PS®	Platinum Series®	Polyester	-40	180	150	-40	82	66	2,000	29,180	2.27	11.08	Yes
WHP	White High Performance	Polyester	-40	180	150	-40	82	66	2,000	29,180	2.27	11.08	Yes
WHT	White High Temperature	Polypropylene	40	220	212	4	104	100	900	13,131	1.53	7.47	Yes

Regulatory Information

The Food and Drug Administration (FDA) accepts certain materials for direct food contact. FDA approved material is compliant to FDA 21 CFR § 177.

Rexnord, MatTop, TwistLock, Platinum Series, HP and PS are trademarks of Rexnord Corporation.

All rights reserved.

U.S. Patents: 5335768, 4436200

Additional Notes

MTO (Made-to-Order) products are non-returnable. Minimum order quantity and additional setup charges may also apply.

For chain width information see page MT - WIDTH - 1.

Open area = 20.7%.

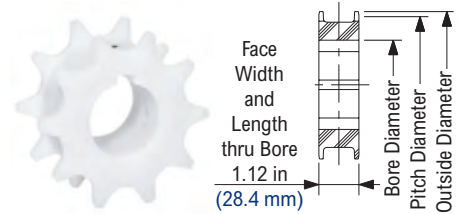
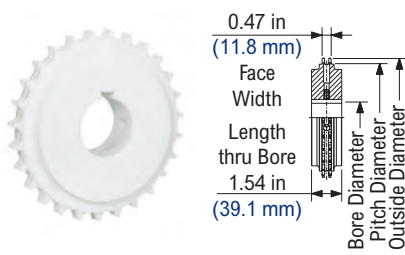
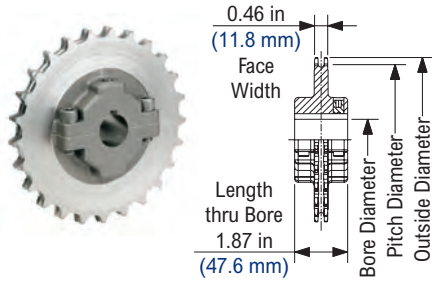
Stainless steel pins are available on a made-to-order basis.

Thermoplastic pins are available upon request.

Chain Load Ratings are listed at room temperature. The derate factor is the amount the chain capacity is reduced in comparison to standard materials.

NR = Not Recommended.

For additional material information, see material portfolio.



SSS8500 Stainless Steel Split Sprocket Information

Number Of Teeth	Pitch Diameter	Outside Diameter	Bore Diameter (Shaft-Ready)												Bore Diameter (Round)				Approximate Weight	
			Round						Square						in		mm			
			in		mm		in		mm		in		mm		in		mm			
actual	effect	min	max	min	max	min	max	min	max	min	max	min	max	min	max	min	max	lbs	kg	
24	24	5.800	147.32	5.84	148.3	1	1 1/2	25	40	1	1	25	25	1	2	25	50	4.77	2.16	
25	25	6.040	153.42	6.09	154.7	1	1 1/2	25	40	1	1	25	25	1	2	25	50	4.97	2.25	
27	27	6.521	165.63	6.57	166.9	1	2 1/2	25	60	1	3 1/2	25	90	1	3 1/2	25	90	5.20	2.36	

Shaft-ready round bore sprockets are shipped with keyway and no setscrew.

* The 3-1/2 in and 90 mm bores for the 27 tooth square bore sprocket and all round bore sprockets above 1-1/2 in (40 mm) are supplied as machined bores. All other bores are supplied with split bore adapters.

KU8500 Thermoplastic Sprocket Information

Number Of Teeth	Pitch Diameter	Outside Diameter	Bore Diameter (Shaft-Ready)												Bore Diameter (Idler)				Approximate Weight		FDA Approval
			Round						Square						in		mm				
			in		mm		in		mm		in		mm		in		mm				
actual	effect	min	max	min	max	min	max	min	max	min	max	min	max	min	max	min	max	lbs	Kg		
10	10	2.450	62.23	2.42	61.5	3/4	1	25	25	1	1	25	25	3/4	1	25	25	0.28	0.13	Yes	
14	14	3.402	86.41	3.40	86.4	1	1 1/4	25	30	1	1 1/2	25	40	1	1 1/4	25	30	0.17	0.08	Yes	
17	17	4.120	104.65	4.15	105.4	1	1 1/2	25	40	1	1 1/2	25	40	1	1 1/2	25	40	0.38	0.17	Yes	
21	21	5.079	129.01	5.12	130.0	1	2 1/2	25	65	1	2 1/2	25	65	1	2 1/2	25	65	0.59	0.27	Yes	
24	24	5.800	147.32	5.84	148.3	1	3 3/8	25	85	1	2 3/4	25	70	1	3 1/2	25	65	0.69	0.31	Yes	
25	25	6.040	153.42	6.09	154.7	1	3 3/4	25	95	1	3	25	75	1	4	25	75	0.75	0.34	Yes	
27	27	6.520	165.61	6.57	166.9	1	3 3/4	25	95	1	3	25	75	1	4	25	75	0.80	0.36	Yes	
28	28	6.760	171.70	6.81	173.0	1	3 3/4	25	95	1	3	25	75	1	4	25	75	0.85	0.39	Yes	

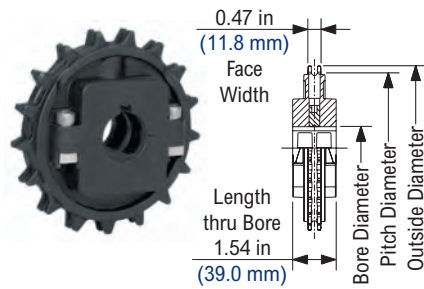
Shaft-ready round bore sprockets are shipped with keyway and no setscrew. Idler bores are designed to spin freely on the shaft. 10 tooth sprocket has a Length thru Bore of 1.38 in (35.1 mm).

KU8500 Thermoplastic "H-Style" Sprocket Information

Number Of Teeth	Pitch Diameter	Outside Diameter	Bore Diameter (Shaft-Ready)												Bore Diameter (Idler)				Approximate Weight		FDA Approval
			Round						Square						in		mm				
			in		mm		in		mm		in		mm		in		mm				
actual	effect	min	max	min	max	min	max	min	max	min	max	min	max	min	max	min	max	lbs	Kg		
14	14	3.402	86.41	3.40	86.4	1	1 1/4	25	30	1	1 1/2	25	40	1	1 1/4	25	30	0.17	0.08	Yes	
17	17	4.120	104.65	4.15	105.4	1	1 1/2	25	40	1	2	25	50	1	1 1/2	25	40	0.34	0.15	Yes	
25	25	6.040	153.42	6.09	154.7	1	3	25	75	1	3	25	80	1	2 1/2	25	65	0.97	0.44	Yes	

Shaft-ready round bore sprockets are shipped with keyway and no setscrew. Idler bores are designed to spin freely on the shaft.

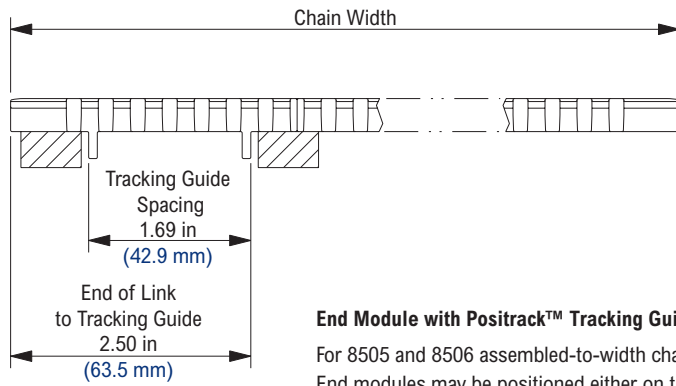
NS8500 Thermoplastic Split Sprocket



NS8500 Thermoplastic Split Sprocket Information

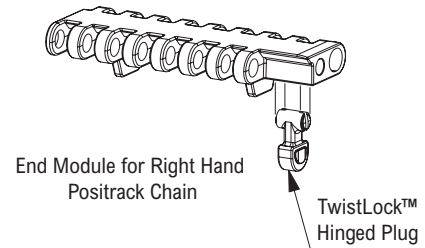
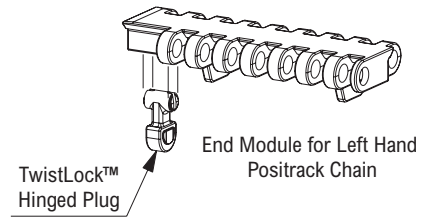
Number Of Teeth		Pitch Diameter		Outside Diameter		Bore Diameter (Shaft-Ready)								Bore Diameter (Idler)				Approximate Weight			
						Round				Square				in		mm					
						in	mm	min	max	min	max	min	max	min	max	min	max			min	max
actual	effect	in	mm	in	mm	min	max	min	max	min	max	min	max	min	max	min	max	min	max	lbs	kg
17	17	4.120	104.65	4.15	105.4	3/4	1 1/2	20	40	1	1 1/2	25	40	1	1 1/2	25	40	0.48	0.22		
21	21	5.079	129.01	5.12	130.0	1	2	25	50	1	2	25	50	1	2	25	50	0.58	0.26		
24	24	5.800	147.32	5.84	148.3	1	2 1/2	25	65	1	2 1/2	25	65	1	2 1/2	25	65	0.68	0.31		
25	25	6.040	153.42	6.09	154.7	1	2 1/2	25	65	1	2 1/2	25	65	1	2 1/2	25	65	0.78	0.35		
27	27	6.521	165.63	6.57	166.9	1	2 5/8	25	65	1	2 1/2	25	65	1	3	25	75	1.18	0.54		

Imperial shaft-ready round bore sprockets are shipped with keyway and setscrew. Metric shaft-ready round bore sprockets are shipped with keyway and no setscrew. Idler bores are designed to spin freely on the shaft.



End Module with Positrack™ Tracking Guides

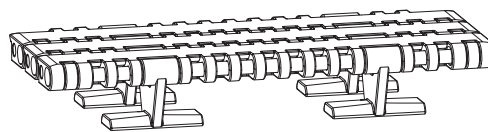
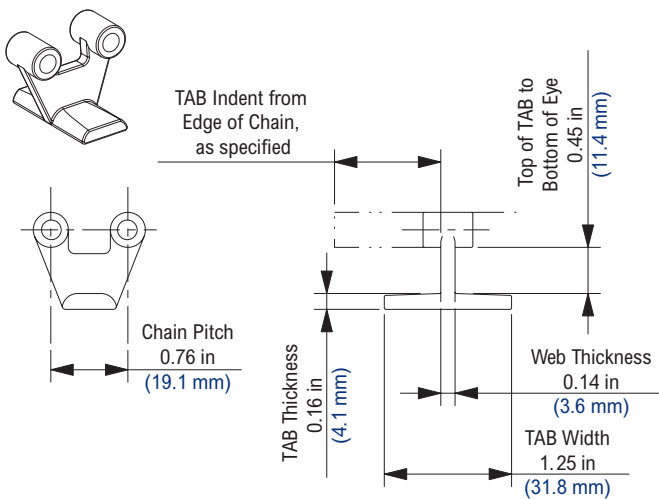
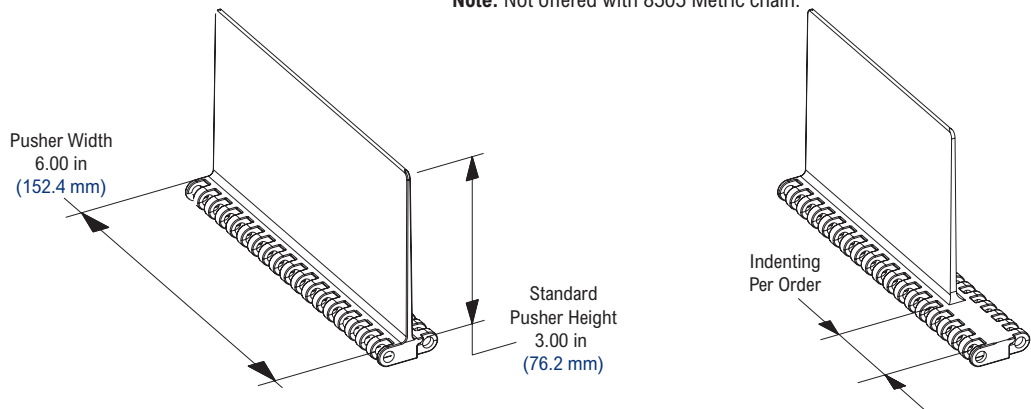
For 8505 and 8506 assembled-to-width chain only.
 End modules may be positioned either on the left-hand or right-hand side of the chain.
 End modules will be spaced every other pitch.



Pusher Attachment (F-Style)

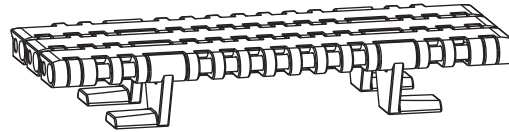
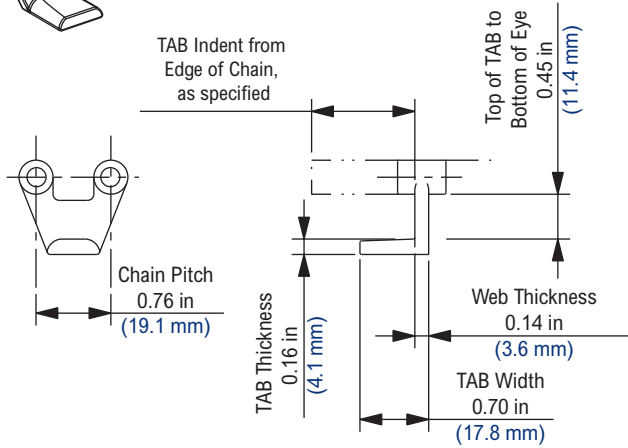
All pusher attachments are molded 6 in (152.4 mm) wide.
 The F3 designation represents an F-style pusher attachment at a height of 3 in (76.2 mm) that can be cut down to a minimum height of 1/4 in (6.35 mm).
 If chain is to have pushers and sideguards, pushers must be spaced on even pitch increments.

Please indicate if pusher attachments are required every pitch, every second pitch, etc. when ordering. Also, indicate if indents are required in the center, on one or both sides of the chain.
 For example, "I would like F3 pusher attachments every 8th pitch indented 3/4 in on both sides of the chain."
Note: Not offered with 8505 Metric chain.



T - TAB Attachment

Minimum TAB indent, from edge of chain, is 0.92 in (23.4 mm) by .33 in (8.4 mm) increments.
 Please indicate if hold down TAB attachments are required every second pitch, etc. when ordering.
 Unless otherwise specified, TABs will be placed at 1.25 in (31.8 mm) indents on both sides.
 For 8505 and 8506 chains only.
Note: Not offered with 8505 Metric chain.
 Please contact Rexnord for specific applications.



L - TAB Attachment

Minimum TAB indent, from edge of chain, is 0.92 in (23.4 mm) by .33 in (8.4 mm) increments.

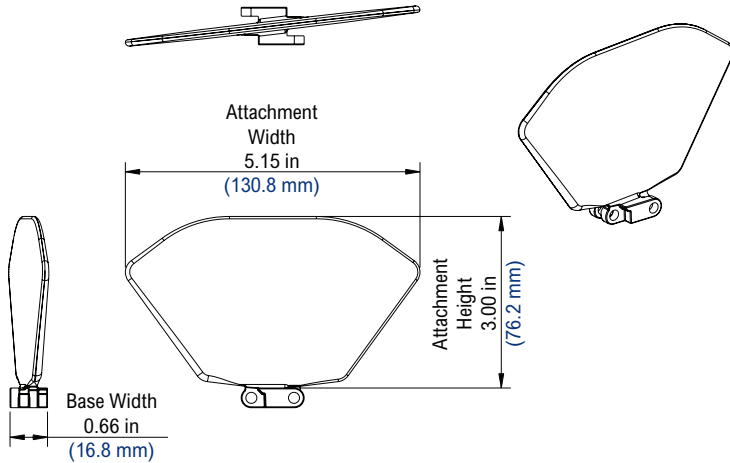
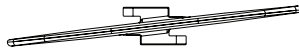
Please indicate if hold down TAB attachments are required every second pitch, etc. when ordering.

Unless otherwise specified, TABs will be placed at 1.25 in (31.8 mm) indents on both sides.

For 8505 and 8506 chains only.

Note: Not offered with 8505 Metric chain.

Please contact Rexnord for specific applications.



Sideguard Attachment

Please indicate if sideguard attachments are required down one or both sides of the chain when ordering.

Available sideguard indents are either 1.50 in (38.1 mm) or 2.25 in (57.2 mm) only.

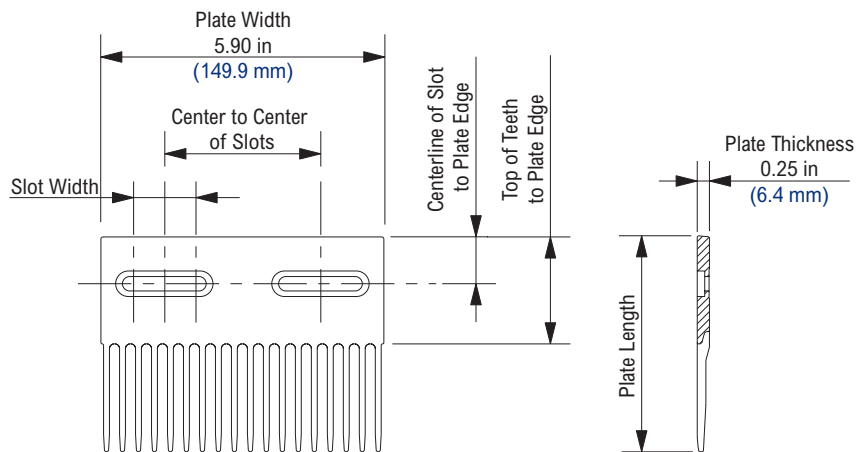
Sideguard attachments can be cut down to a minimum height of 1 in (25.4 mm).

If the chain is ordered with both sideguard and pusher attachments, the sideguard attachment will be furnished the **same height** as the pusher attachment.

If chain is to have pushers and sideguards, pushers must be spaced on even pitch increments.

Please contact if any deviations from this standard are required.

Note: Not offered with 8505 Metric chain.



8507 Transfer Comb Kit

Transfer Comb Kit Number	Transfer Plate Part Number	Screw Part Number	Slot Caps Part Number	Plate Length		Slot Width		Centerline of Slot to Plate Edge		Top of Teeth to Plate Edge		Center to Center of Slots		Approximate Weight	
				in	mm	in	mm	in	mm	in	mm	in	mm	lbs	kg
10131490	10071813	10075965	10069160	4.50	114.3	1.45	36.8	1.00	25.4	2.25	57.2	3.25	82.6	0.20	0.09
10131492	10071814	10075965	10069160	7.50	190.5	1.45	36.8	2.00	50.8	4.25	108.0	3.25	82.6	0.40	0.18

Transfer combs are molded of a proprietary black internally lubricated high temperature material.

Transfer comb kits are supplied with screws and slot caps.

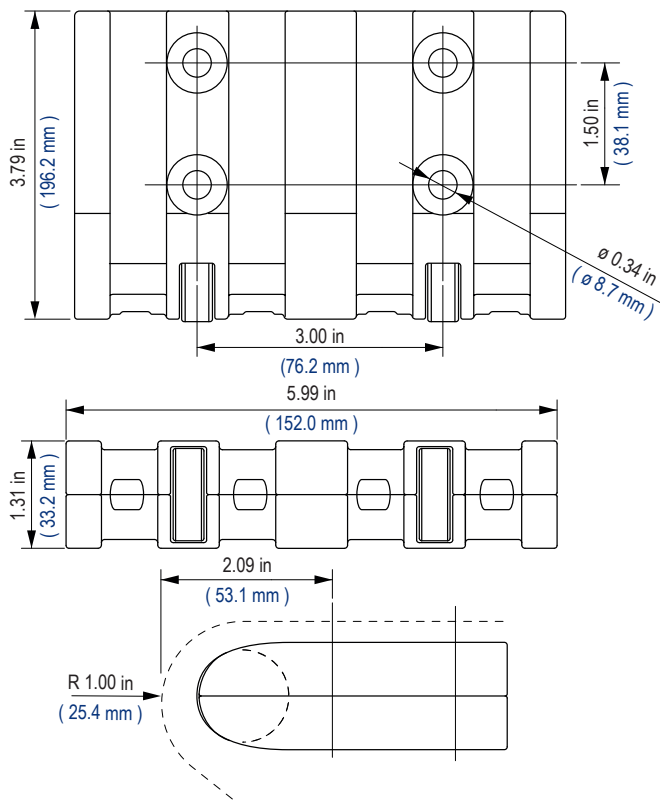
For 8507 chain only.



Dynamic Nose-Over Bar For 8500 Series Chains

Material: Nose-over bar in polyamide (PA). Steel bearings

Usage: For 8503, 8505 and 8507 MatTop® chains



Dynamic Nose-Over Bar

Overall Length		Part Number
in	mm	
6.00	152.4	10193110


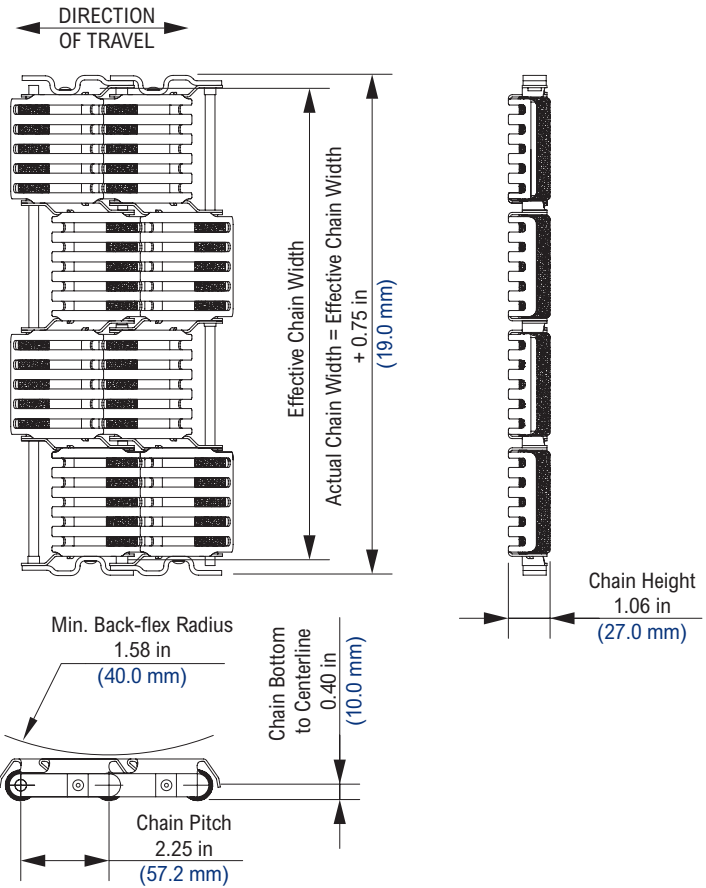


Photo shows an assembled-to-width 9217 chain, molded in Stainless Steel (SS) material

Chain Information

Chain Capacity	Number of Sprockets	
	per ft of width	per m of width
0% - 100%	2	7



Available Materials

Prefix	Chain Material	Standard Pin Material	Temperature						Chain Strength		Approximate Weight		FDA Approval
			Fahrenheit			Celsius			lbs/ft	N/m	lbs/ft ²	Kg/m ²	
			min	max dry	max wet	min	max dry	max wet					
Standard Materials													
SS	Stainless Steel	Stainless Steel	0	212	212	-18	100	100	*	*	5.02	24.50	No

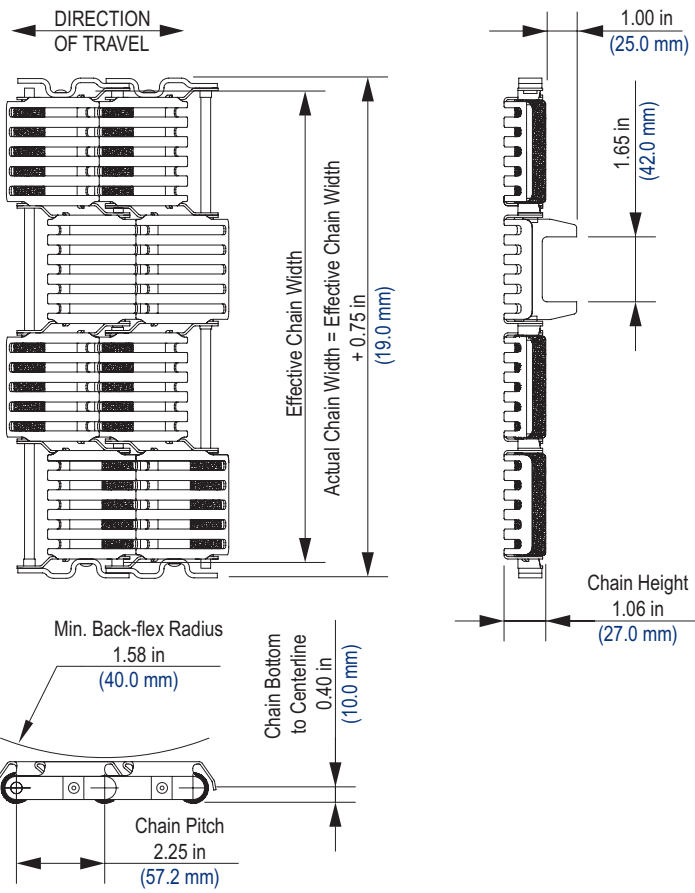

Regulatory Information

The Food and Drug Administration (FDA) accepts certain materials for direct food contact. FDA approved material is compliant to FDA 21 CFR § 177. Rexnord and MatTop are trademarks of Rexnord Corporation. All rights reserved.

Additional Notes

Open area = 50.0%.
 Actual Chain Width = Nominal Chain Width + 0.75in (19.0mm).
 *Fortrex chain strength capable for machines up to 141 ft (43 m) length and 58 lb/ft² (285 kg/m²) product load.
 For chain width information see page MT - WIDTH - 1.

9217 PT



Chain Information

Chain Capacity	Number of Sprockets	
	per ft of width	per m of width
0% - 100%	2	7

Available Materials

Prefix	Chain Material	Standard Pin Material	Temperature						Chain Strength		Approximate Weight		FDA Approval
			Fahrenheit			Celsius							
			min	max dry	max wet	min	max dry	max wet	lbs/ft	N/m	lbs/ft ²	Kg/m ²	
Standard Materials													
SS	Stainless Steel	Stainless Steel	0	212	212	-18	100	100	*	*	5.02	24.50	No

Regulatory Information

The Food and Drug Administration (FDA) accepts certain materials for direct food contact. FDA approved material is compliant to FDA 21 CFR § 177. Rexnord and MatTop are trademarks of Rexnord Corporation. All rights reserved.

Additional Notes

Open area = 50.0%.
 Actual Chain Width = Nominal Chain Width + 0.75in (19.0mm).
 *Fortrex chain strength capable for machines up to 141 ft (43 m) length and 58 lb/ft² (285 kg/m²) product load.
 For chain width information see page MT - WIDTH - 1.


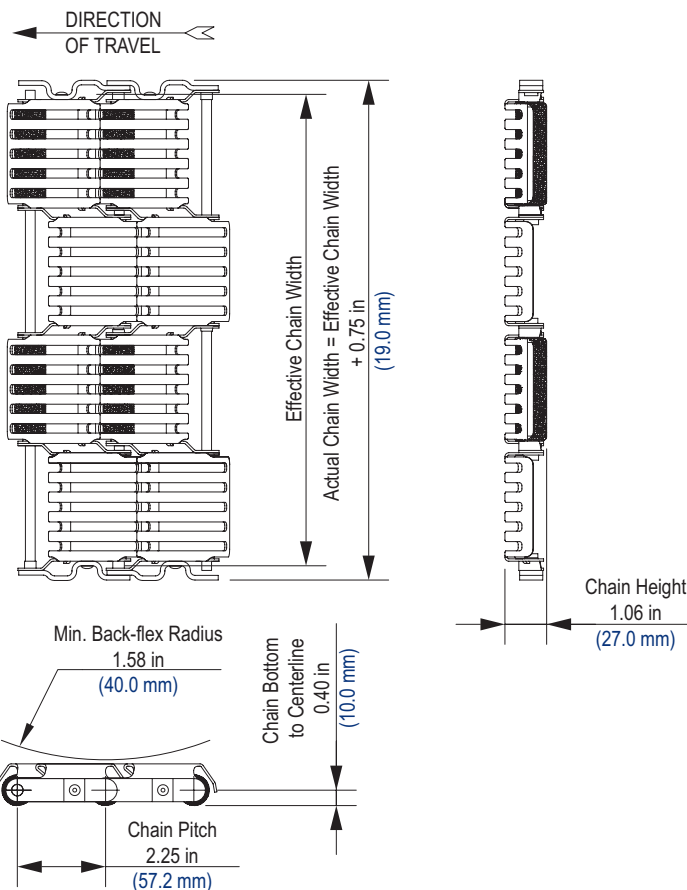


Photo shows an assembled-to-width 9227 chain, molded in Stainless Steel (SS) material



Chain Information

Chain Capacity	Number of Sprockets	
	per ft of width	per m of width
0% - 100%	2	7

Available Materials

Prefix	Chain Material	Standard Pin Material	Temperature						Chain Strength		Approximate Weight		FDA Approval
			Fahrenheit			Celsius							
			min	max dry	max wet	min	max dry	max wet	lbs/ft	N/m	lbs/ft ²	Kg/m ²	
Standard Materials													
SS	Stainless Steel	Stainless Steel	0	212	212	-18	100	100	*	*	4.82	23.50	No

Regulatory Information

The Food and Drug Administration (FDA) accepts certain materials for direct food contact. FDA approved material is compliant to FDA 21 CFR § 177. Rexnord and MatTop are trademarks of Rexnord Corporation. All rights reserved.

Additional Notes

Open area = 50.0%.
 Actual Chain Width = Nominal Chain Width + 0.75in (19.0mm).
 *Fortrex chain strength capable for machines up to 141 ft (43 m) length and 58 lb/ft² (285 kg/m²) product load.
 For chain width information see page MT - WIDTH - 1.

9227 PT


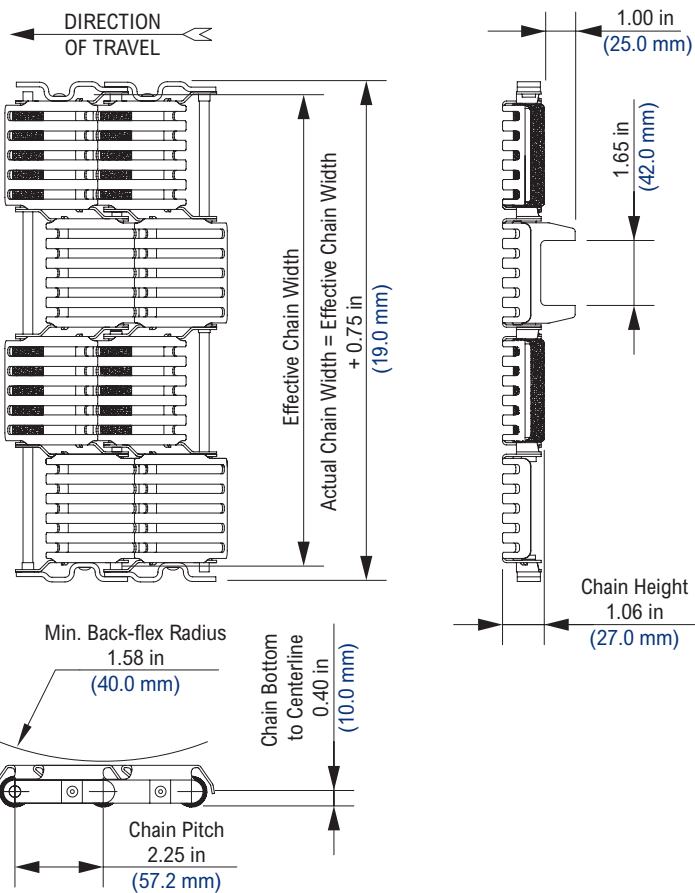


Photo shows an assembled-to-width 9227 chain with Positrack™ Tracking Guides, molded in Stainless Steel (SS) material



Chain Information

Chain Capacity	Number of Sprockets	
	per ft of width	per m of width
0% - 100%	2	7

Available Materials

Prefix	Chain Material	Standard Pin Material	Temperature						Chain Strength		Approximate Weight		FDA Approval
			Fahrenheit			Celsius							
			min	max		min	max		lbs/ft	N/m	lbs/ft ²	Kg/m ²	
Standard Materials													
SS	Stainless Steel	Stainless Steel	0	212	212	-18	100	100	*	*	4.82	23.50	No


Regulatory Information

The Food and Drug Administration (FDA) accepts certain materials for direct food contact. FDA approved material is compliant to FDA 21 CFR § 177. Rexnord and MatTop are trademarks of Rexnord Corporation. All rights reserved.


Additional Notes

Open area = 50.0%.
 Actual Chain Width = Nominal Chain Width + 0.75in (19.0mm).
 *Fortrex chain strength capable for machines up to 141 ft (43 m) length and 58 lb/ft² (285 kg/m²) product load.
 For chain width information see page MT - WIDTH - 1.

KUS9200 Thermoplastic Split Sprocket



KSXT9200 Thermoplastic Split Idler Wheel



KUS9200 Thermoplastic Split Sprocket Information

Number Of Teeth		Pitch Diameter		Outside Diameter		Bore Diameter (Shaft-Ready)								Bore Diameter (Idler)				Approximate Weight		FDA Approval
						Round				Square				in		mm				
						min	max	min	max	min	max	min	max	min	max	min	max			
actual	effect	in	mm	in	mm	2 1/2	4 1/2	65	120	2 1/2	4 1/2	65	120	-	-	-	-	lbs	kg	Yes
14	14	10.111	256.82	10.661	270.80													7.00	3.18	

KSXT9200 Thermoplastic Split Idler Wheel Information

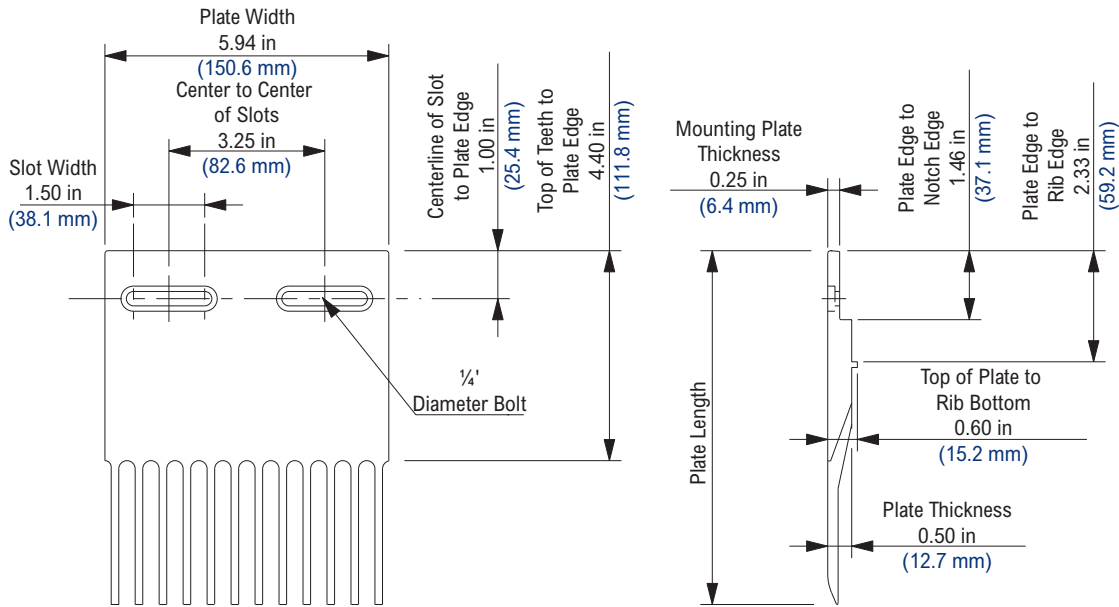
Number Of Teeth		Pitch Diameter		Outside Diameter		Bore Diameter (Shaft-Ready)								Bore Diameter (Idler)				Approximate Weight		FDA Approval
						Round				Square				in		mm				
						min	max	min	max	min	max	min	max	min	max	min	max			
actual	effect	in	mm	in	mm	2 1/2	4 1/2	65	120	2 1/2	4 1/2	65	120	-	-	-	-	lbs	kg	Yes
14	14	10.111	256.82	9.290	236.00													7.00	3.18	



9200 Series Chain Assembly Tool

Chain Number	Puller Width	Part Number
	in	
9227, 9237	26.50	10289499

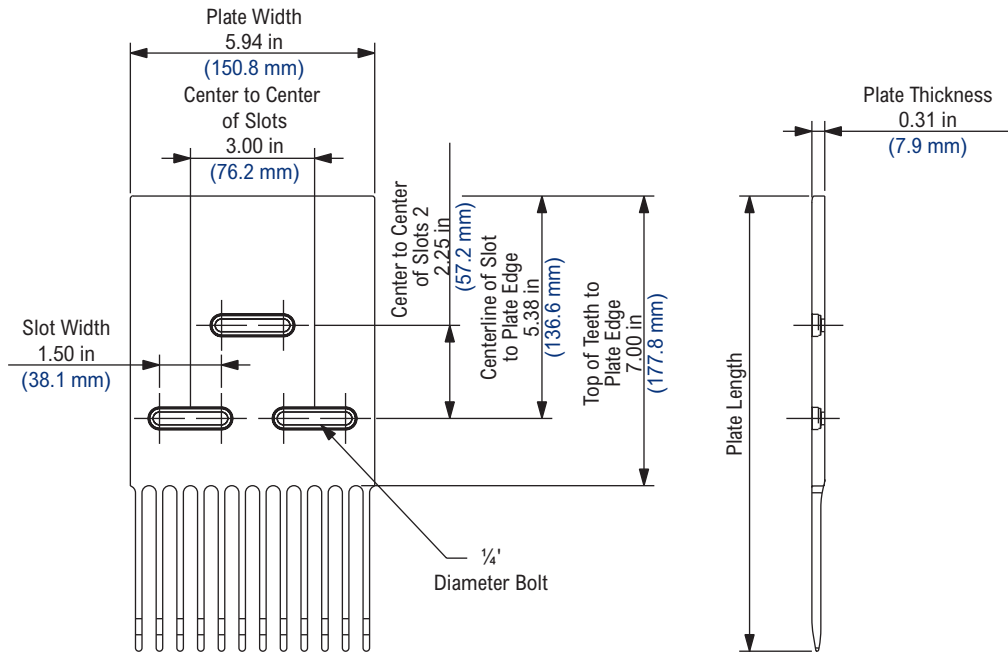
The chain assembly tool is designed to ease installation of 9200 MatTop® chains on long or wide conveyors.



4707/5997/Fortrex Heavy Duty Transfer Comb

Transfer Comb Kit Number	Transfer Plate Part Number	Screw Part Number	Slot Caps Part Number	Plate Length		Slot Width		Centerline of Slot to Plate Edge		Top of Teeth to Plate Edge		Center to Center of Slots		Approximate Weight	
				in	mm	in	mm	in	mm	in	mm	in	mm	lbs	kg
10131497	10074649	10075965	10069160	7.95	201.9	1.50	38.1	1.00	25.4	4.40	111.8	3.25	82.6	0.53	0.24
10131499	10071978	10075965	10069160	7.95	201.9	1.50	38.1	1.00	25.4	4.40	111.8	3.25	82.6	0.53	0.24

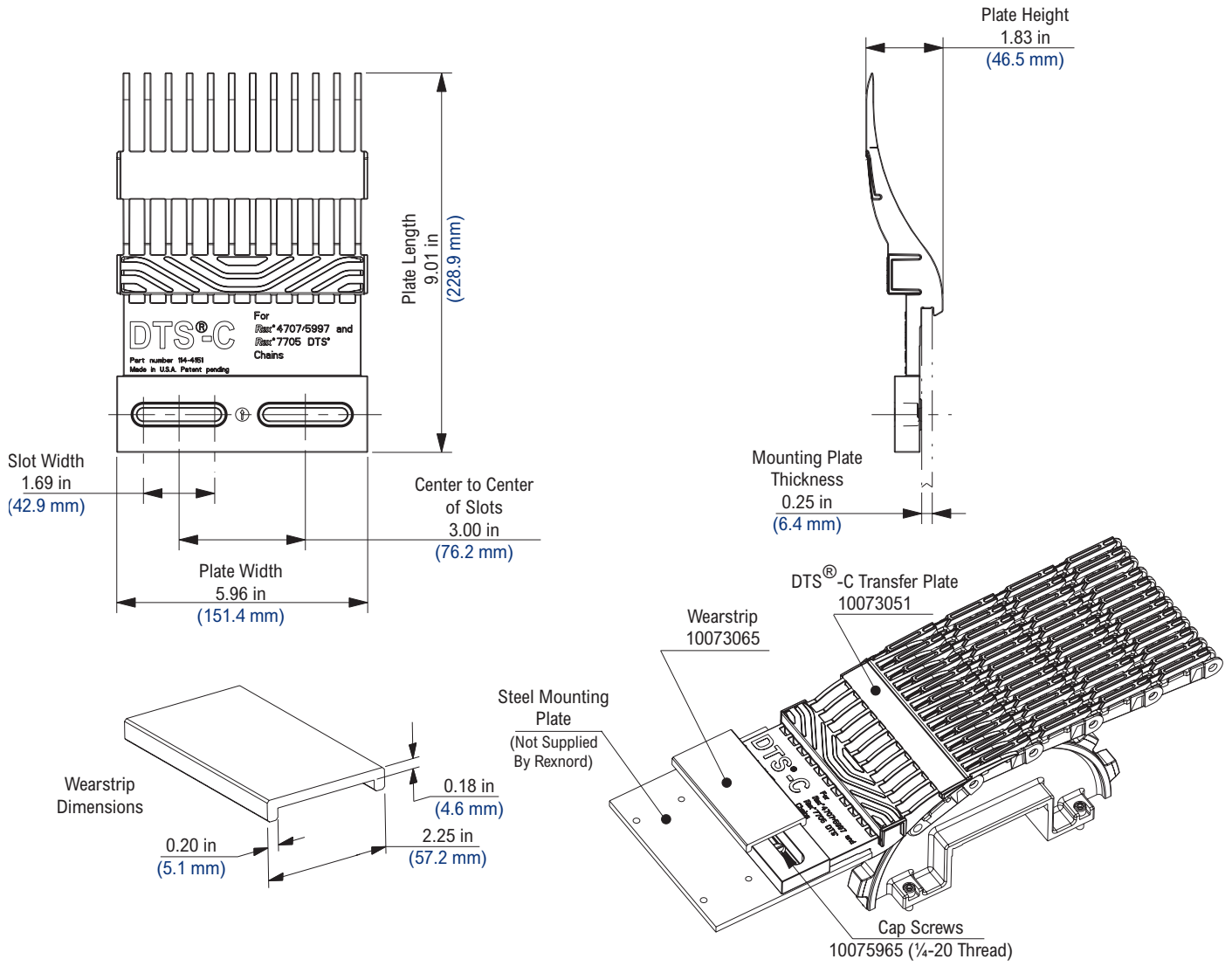
Transfer combs are molded in a proprietary black internally lubricated high temperature material. Transfer comb kits are supplied with 1/4 x 20 screws and slot caps. For 5997, 4707 and 9200 chains only. The 10071978 transfer comb has the bottom rib removed.



4707/5997/Fortrex Retrofit Transfer Comb Kit

Transfer Comb Kit Number	Transfer Plate Part Number	Screw Part Number	Slot Caps Part Number	Plate Length		Slot Width		Distance From Centerline of Slot to Plate Edge		Distance From Top of Teeth to Plate Edge		Distance Between Center to Center of Slots		Approximate Weight	
				in	mm	in	mm	in	mm	in	mm	in	mm	lbs	kg
10131941	10074860	10075965	10069160	11.00	38.1	1.50	38.1	5.38	136.7	7.00	177.8	3.00	76.2	0.31	0.14
10323925	10074860	10177423	10069160	11.00	38.1	1.50	38.1	5.38	136.7	7.00	177.8	3.00	76.2	0.31	0.14
10131942	10074861	10075965	10069160	9.75	247.7	1.50	38.1	5.38	136.7	7.00	177.8	3.00	76.2	0.28	0.13
10131943	10074861	10177423	10069160	9.75	247.7	1.50	38.1	5.38	136.7	7.00	177.8	3.00	76.2	0.28	0.13

Transfer combs are molded in a proprietary black internally lubricated high temperature material. The 10131941 and 10131942 transfer comb kits are supplied with 1/4 x 20 screws and slot caps. The 10323925 and 10131943 transfer comb kits are supplied with M6 x 1 screws and slot caps. For 5997 and 9200 chains only.



DTS-C Component Part Numbers

Component Description	Kit Part Number	Comb Part Number	Screw Part Number	Wearstrip Part Number (10 ft length)	For Use With:		
					Raised Rib Chain	DTS Chain	Takeaway Chain
DTS-C Comb Kit	10131580	10073051	10075965	NA	4707, 5997, 9217, 9227, or 9237	7705DTS-450	7705,7706 or 1055
Wearstrip		NA		10073065			

Each kit includes one comb and two mounting screws.
 Wearstrip is sold in 10 ft (3.048 m) lengths and is sold separately.



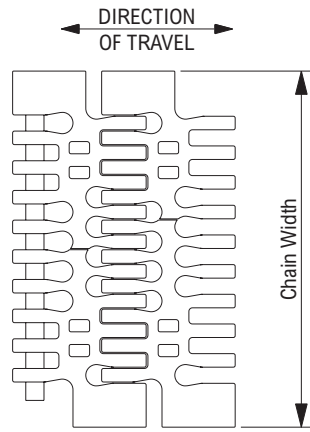
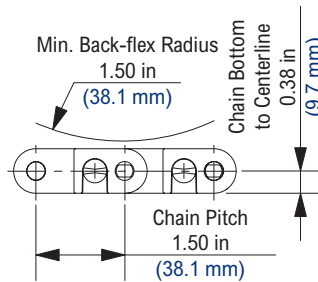


Photo shows 9608 MatTop® Chain molded in Ultra High Strength (UHS™) material.



Chain Information

Chain Capacity	Number of Sprockets	
	per ft of width	per m of width
0% - 100%	4	13



Available Materials

Prefix	Chain Material	Standard Pin Material	Temperature					Chain Strength		Approximate Weight		FDA Approval	
			Fahrenheit			Celsius							
			min	max dry	max wet	min	max dry	max wet	lbs/ft	N/m	lbs/ft ²		Kg/m ²
Standard Materials													
UHS™	Ultra High Strength	Co-extruded Polypropylene	40	220	212	4	104	100	4,000	58,360	2.67	13.04	No

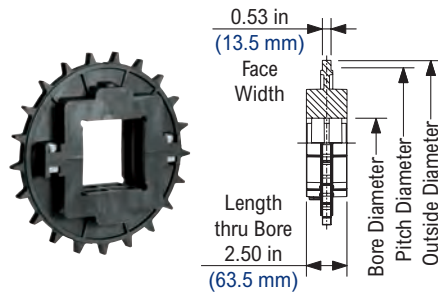
Regulatory Information

Rexnord, MatTop and UHS are trademarks of Rexnord Corporation. All rights reserved.
 U.S. Patents: 5335768, 6164439, 6247582, 6360881

Additional Notes

For chain width information see page MT - WIDTH - 1 at end of MatTop® section.
 Open area = 20.0%.
 Chain strength is listed at room temperature. NR = Not Recommended.
 For additional material information, see material portfolio.

NS9608 Thermoplastic Split Sprocket



NS9608 Thermoplastic Split Sprocket Information

Number Of Teeth		Pitch Diameter		Outside Diameter		Bore Diameter (Shaft-Ready)								Bore Diameter (Idler)				Approximate Weight	
						Round				Square				in		mm			
						in	mm	min	max	min	max	min	max	min	max	min	max		
actual	effect	in	mm	in	mm	2 1/2	4 1/2	70	120	2 1/2	4 1/2	70	120	2 1/2	4 1/2	70	120	3.22	1.46

Imperial shaft-ready round bore sprockets are shipped with keyway and setscrew. Metric shaft-ready round bore sprockets are shipped with keyway and no setscrew. Idler bores are designed to spin freely on the shaft. Double keys are available upon request.

Rexnord® Chain Width Table (MTW vs Standard Vs Nonstandard)

Chain Series	MTW Molded to Width Chains	Standard (uncut)				Nonstandard (cut)				Accessories						
		Minimum Chain Width		Chain Width Increment		Minimum Chain Width		Chain Width Increment		Pushers	Curved Pushers	Buckets	Sideguards	DTS®-C	Hold Down TAB's	Vacuum Holes
		(in)	(mm)	(in)	(mm)	(in)	(mm)	(in)	(mm)							
1000 FG/FT Metric	84mm	3.35	85	3.35	85	0.98	25	0.20	5							
1000 FFTP/FFGP FreeFlow Metric	85mm	3.35	85	3.35	85	0.98	25	0.20	5							
1000 RRR	38mm	-----	-----	-----	-----	-----	-----	-----	-----							
1015	24in	24	609.6	-----	-----	4 (1/2 increments up to 24)		1 in (1 in increments 24 in and wider)		■						
1503	-----	12	304.8	6	152.4	6	152.4	3	76.2							
1505 / 1506	3in, 4.5in, 6in, 38mm, 46mm	3	76.2	3	76.2	4.5	114.3	0.75	19.05	■			■			
1505 RubberTop®	-----	3	76.2	3	76.2	4.5	114.3	0.75	19.05							
1505 DTS® (w/PT)	6.3in	-----	-----	-----	-----	-----	-----	-----	-----							
1625B-TAB	-----	12	304.8	3	76.2	-----	-----	-----	-----						■	
2011	-----	8	203.2	2	50.8	6	152.4	2/3	16.93	■	■	■	■			
2015	-----	6	152.4	2	50.8	4 2/3	118.53	2/3	16.93	■	■	■	■			
2016	-----	8	203.2	2	50.8	6	152.4	2/3	16.93	■	■	■	■			
3000	-----	4.5	114.3	1.5	38.1	-----	-----	-----	-----							
3125 / 3129	4in, 8in	4	101.6	4	101.6	6	152.4	2	50.8	■			■			
3185	3.2in	-----	-----	-----	-----	-----	-----	-----	-----							
3185 RubberTop®	3.2in	-----	-----	-----	-----	-----	-----	-----	-----							
4705	6in	6	152.4	6	152.4	2	50.8	Any width possible		■			■		■	■
4706	6in	6	152.4	6	152.4	2	50.8	Any width possible		■			■			
4707	6in	6	152.4	6	152.4	2	50.8	1	25.4					■		
5705 / 5706	3.25in, 4.5in, 6in, 7.5in, 15in	6	152.4	3	76.2	3	76.2	1	25.4	■						
5705 RubberTop®	-----	6	152.4	3	76.2	3	76.2	1	25.4							
5705 / 5706 (w/PT)	3.25in, 4.5in	-----	-----	-----	-----	-----	-----	-----	-----							
5705 DTS® (w/PT)	6.8in	-----	-----	-----	-----	-----	-----	-----	-----							
5935	3in	9	228.6	3	76.2	3	76.2	0.75	19.05	■			■		■	■
5936	-----	18	457.2	6	152.4	2.25	57.15	0.75	19.05	■			■		■	■
5966	-----	18	457.2	6	152.4	4-11/16 in (3 in possible)		Contact Rexnord Engineering		■			■			
5995	-----	9	228.6	3	76.2	3	76.2	0.5	12.7							
5996	-----	18	457.2	6	152.4	4.5	114.3	0.5	12.7	■			■			
5997	-----	18	457.2	6	152.4	4.5	114.3	0.5	12.7					■		
5998	-----	18	457.2	6	152.4	5	127	0.5	12.7	■			■			
6085	3in, 6in	3	76.2	3	76.2	3 3/5	91.44	3/5	15.24	■			■			
6938	3in, 6in	3	76.2	3	76.2	3.75	95.25	0.75	19.05	■			■			
6995 / 6999	-----	18	457.2	6	152.4	3	76.2	0.5	12.7	■			■			
7526 Metric	-----	10.04	255	3.34	85	6.69	170	0.66	17							
7703	-----	9	228.6	3	76.2	5in (3in possible)		1	25.4							
7705 / 7706	3.25in, 4.5in, 6in, 7.5in, 15in	6	152.4	3	76.2	5in (3in possible)		0.5	12.7							
7705 (w/PT)	3.25in, 4.5in, 7.5in, 84mm	-----	-----	-----	-----	-----	-----	-----	-----							
7706 (w/PT)	3.25in, 4.5in, 7.5in	-----	-----	-----	-----	-----	-----	-----	-----							
7705 DTS® (w/PT)	6.3in, 9.3in	-----	-----	-----	-----	-----	-----	-----	-----							
7705 DTS®-R (w/PT)	6.3in, 9.3in	-----	-----	-----	-----	-----	-----	-----	-----							
7705 / 7706 Metric	-----	10.04	255	3.34	85	5.59	142	Contact Rexnord Engineering								
7705 Metric (w/PT)	-----	10.04	255	3.34	85	5.59	142	Contact Rexnord Engineering								
7705 RubberTop®	-----	9	228.6	3	76.2	9.5	241.3	0.5	12.7							
7705 SuperGrip™	4in, 6in	9	228.6	3	76.2	9.5	241.3	0.5	12.7							
7708	-----	9	228.6	3	76.2	5in (3in possible)		0.5	12.7							
7743	-----	9	228.6	3	76.2	-----	-----	-----	-----							
7956	6in, 12in, 15in, 18in, 24in, 30in	-----	-----	-----	-----	-----	-----	-----	-----							Bearing, GT, TAB
7963/7966	12in, 15in	12	304.8	0.5	12.7	-----	-----	-----	-----							NT, ST
8503	-----	3	76.2	3	76.2	-----	-----	-----	-----							
8505	2.33in, 3.25in, 85mm, 4.5in, 6in, 7.5in, 12in	9	228.6	3	76.2	2 1/3	59.26	1/3	8.5	■			■		■	■
8505 DTS® (w/PT)	6.3in, 9.3in	-----	-----	-----	-----	-----	-----	-----	-----							
8505 Metric	-----	10.04	255	3.34	85	3.34	85	1/3	8.5							
8505 RubberTop®	-----	9	228.6	3	76.2	2 1/3	59.26	1/3	8.5							
8506	2.33in, 3.25in, 85mm, 4.5in, 6in, 7.5in, 12in	9	228.6	3	76.2	2 1/3	59.26	1/3	8.5	■			■		■	■
8505 / 8506 (w/PT)	2.33in, 3.25in, 85mm, 4.5in, 6in, 7.5in, 12in	9	228.6	3	76.2	2 1/3	59.26	1/3	8.5	■			■		■	■
8507	-----	18	457.2	6	152.4	3	76.2	1/3	8.5							
9608	-----	18	457.2	6	152.4	5	127	0.5	12.7							
9217, 9227, 9237 *	-----	36	914.4	3	76.2	-----	-----	-----	-----						■	

* Actual Chain Width = Effective (or Nominal) Chain Width (Multiples of 3 in (76.2 mm))+ 0.75 in (19.0 mm)



All Rexnord® Chains are formed or molded from the highest quality materials available. From low friction to high temperature, we offer the widest selection of materials specifically tailored around the needs of our customers. We are committed to ongoing research and development allowing us to adapt to our customers and their demanding application requirements.

Rexnord® Materials

MATERIAL INDEX

Material Prefix	Description	Page	Primary Components	FDA Approved
AS	Anti-Static	MA - 1	Electrically conductive acetal (POM)	No
BHA	Blue High Temperature Antimicrobial	MA - 36	Polypropylene (PP) Microban® antimicrobial product protection	***
BHT	Blue High Temperature	MA - 17	Polypropylene (PP)	Yes
BIR	Black Impact Resistant	MA - 2	Impact resistant nylon (PA)	No
BLA	Blue Low Temperature Antimicrobial	MA - 37	Polyethylene (HDPE) Microban® antimicrobial product protection	Yes
BLT	Blue Low Temperature	MA - 21	Polyethylene (HDPE)	***
BRSM	Black Cut Resistant with Red Links	MA - 3	Cut and abrasive wear resistant acetal (POM)	Yes
BSA	Blue Special Acetal Antimicrobial	MA - 38	Cut resistant acetal (POM) Microban® antimicrobial product protection	***
BSM	Black Cut Resistant	MA - 39	Cut and abrasive wear resistant acetal (POM)	Yes
BUV	Blue Acetal Ultraviolet Resistant	MA - 7	Ultraviolet resistant acetal (POM)	No
BWR	Black Wear Resistant	MA - 4	Wear resistant nylon (PA) composite	No
BYSM	Black Cut Resistant with Yellow End Links	MA - 3	Cut and abrasive wear resistant acetal (POM)	Yes
CR	Extreme Chemical Resistant	MA - 5	Fluorinated polymer	Yes
D	Plain Acetal	MA - 6	Acetal (POM)	No
DUV	Plain Acetal Ultraviolet Resistant	MA - 7	Ultraviolet resistant acetal (POM)	No
EPDM	Ethylene Propylene Rubber	MA - 8	Ethylene Propylene Rubber	No
ESD	Electrostatic Dissipative	MA - 9	Electrically conductive polypropylene (PP)	No
FR	Flame Retardant	MA - 10	Flame retardant polyester (PBT)	No
FR-ESD	Flame Retardant Electrostatic Dissipative	MA - 45	Flame retardant electrostatic dissipative Nylon (PA)	No
FTR	Fryer Temperature Resistant (Black)	MA - 11	Fryer Temperature Resistant Nylon (PA).	Yes
GLD	Grey Low Temperature Detectable Antimicrobial	MA - 12	Polyethylene (HDPE) and nonferrous metal particulate Microban® antimicrobial product protection	***
GSA	Grey Special Acetal Antimicrobial	MA - 38	Cut resistant acetal (POM) Microban® antimicrobial product protection	***
GTC	Grey Tough Composite	MA - 13	High strength, impact modified composite.	No
HCAS	High Capacity Anti-static (Black)	MA - 43	High capacity Anti-static acetal (POM)	No
HC-ESD	High Capacity Electrostatic Dissipative	MA - 44	High capacity electrostatic dissipative acetal (POM)	No
HP	High Performance	MA - 14	High performance, internally lubricated acetal (POM)	Yes
HS	Heat Stabilized	MA - 16	Heat stabilized nylon (PA)	No
HT	High Temperature	MA - 17	Polypropylene (PP)	Yes
HTB	Black High Temperature	MA - 17	Polypropylene (PP)	Yes
HTF	High Temperature Friction Top	MA - 18	High temperature polypropylene with TPE high friction pads	No
HUV	High Temperature Ultraviolet Resistant	MA - 19	Ultraviolet resistant polypropylene (PP)	No
KHT	Khaki High Temperature	MA - 17	Polypropylene (PP)	Yes
LF	Low Friction	MA - 20	Low friction acetal (POM)	Yes
LT	Low Temperature (natural)	MA - 21	Low friction acetal (POM)	Yes
LUV	Low Temperature Ultraviolet Resistant	MA - 22	Ultraviolet resistant polyethylene (HDPE)	No
MLF	Medium Duty Low Friction (Tan)	MA - 23	Low friction acetal (POM)	No
MR	Melt Resistant	MA - 24	Melt resistant nylon (PA)	No
Neoprene	Neoprene	MA - 25	Neoprene	No
P	Chemical Resistant	MA - 26	Polyester (PBT)	Yes
PS®	Platinum Series	MA - 27	High speed, Platinum Series internally lubricated acetal (POM)	Yes
PSX®	Platinum Series	MA - 28	High speed, Platinum Series internally lubricated acetal (POM)	Yes
RHT	Red High Temperature	MA - 17	Polypropylene (PP)	Yes
RLD	Red Low Temperature Detectable Antimicrobial	MA - 12	Polyethylene (HDPE) and nonferrous metal particulate Microban® antimicrobial product protection	***
RSM	Red Cut Resistant	MA - 39	Cut and abrasive wear resistant acetal (POM)	Yes
RUV	Red Acetal Ultraviolet Resistant	MA - 7	Ultraviolet resistant acetal (POM)	No
S	Carbon Steel	MA - 29	Carbon steel	No
SMB	Blue Cut Resistant	MA - 39	Cut and abrasive wear resistant acetal (POM)	Yes
SRMB	Blue Cut Resistant with Red End Links	MA - 3	Cut and abrasive wear resistant acetal (POM)	Yes
SS	Stainless Steel	MA - 30	Austenitic stainless steel	Yes
SSB	Stainless Steel Low Magnetic	MA - 31	Low ferromagnetic austenitic stainless steel	Yes
SYMB	Blue Cut Resistant with Yellow End Links	MA - 3	Cut and abrasive wear resistant acetal (POM)	Yes
THD	Tan High Temperature Detectable Antimicrobial	MA - 33	Polypropylene (PP) and nonferrous metal particulate	***
UHS	Ultra High Strength	MA - 34	High strength polypropylene (PP) composite	No
USP	Ultra Stabilized Polypropylene	MA - 35	Polypropylene (PP) and Chemical Stabilizers	Yes
WD	White Plain Acetal	MA - 6	Acetal (POM)	No
WHA	White High Temperature Antimicrobial	MA - 36	Polypropylene (PP)	***
WHP	White High Performance	MA - 14	High performance, internally lubricated acetal (POM)	Yes
WHT	White High Temperature	MA - 17	Polypropylene (PP)	Yes
WLA	White Low Temperature Antimicrobial	MA - 37	Polyethylene (HDPE)	***
WLF	White Low Friction	MA - 20	Low friction acetal (POM)	Yes
WLT	White Low Temperature	MA - 21	Polyethylene (HDPE)	Yes
WSA	White Special Acetal Antimicrobial	MA - 38	Cut resistant acetal (POM)	***
WSM	White Cut Resistant	MA - 39	Cut and abrasive wear resistant acetal (POM)	Yes
WX	Green Abrasion Resistant Polymaide	MA - 40	Abrasion Resistant Polymaide (PA) Composite	No
XLA	Internally Lubricated Polyacetal (Grey)	MA - 41	Internally lubricated polyacetal (POM)	Yes
XLG	Low Friction Acetal (Green)	MA - 42	Internally lubricated polyacetal (POM)	Yes
YSM	Yellow Cut Resistant	MA - 39	Cut and abrasive wear resistant acetal (POM)	Yes
YUV	Yellow Acetal Ultraviolet Resistant	MA - 7	Ultraviolet resistant acetal (POM)	No

***These materials meet the end-test requirements as specified by FDA 21 CFR 177.1520 (c), the FDA requirement for polyolefin materials intended for direct food contact. All components of these materials are either compliant for food contact as listed by the FDA or regulated by the EPA.



Brief Description

Formulated to reduce or eliminate nuisance static buildup that can occur while conveying products or during product accumulation. Used to dissipate nuisance sparks for Class II type static environments only. Please contact Application Engineering at 262.376.4800 for specific uses for this material.

Primary Components

Electrically conductive acetal (POM)

General Information

Prefix	Material	Temperature						FDA Approval
		Fahrenheit			Celsius			
		min	max		min	max		
		dry	wet		dry	wet		
AS	Anti-Static (Black)	0	+180	NR	-18	+82	NR	No

Friction Factors Between Material and Product

Operating Condition	Product Material						
	Aluminum	Returnable Glass Bottles**	Non-Returnable Glass Bottles	Paper	Plastic (crates, shrink wrap, etc)	PET	Steel
Dry	0.25	0.27	0.20	0.33	0.25	0.25	0.30
Water	NR	NR	NR	NR	NR	NR	NR
Soap and Water	NR	NR	NR	NR	NR	NR	NR
Oil	NR	NR	NR	NR	NR	NR	NR

Friction Factors Between Material and Wearstrips

Operating Condition	Wearstrip Material			
	Carbon and Stainless Steel	UHMWPE	Nylatron®	ULF™
Dry	0.30	0.25	0.25	0.20
Water	NR	NR	NR	NR
Soap and Water	NR	NR	NR	NR
Oil	NR	0.10	0.10	0.10

Regulatory Information

Rexnord and TableTop are trademarks of Rexnord Corporation.

All rights reserved.

Nylatron is a registered trademark of Quadrant Engineering Plastics Products.

1. Types of Static Environments:

Class I: Static spark causes explosion. Use stainless steel chain materials.

Class II: Static spark is a nuisance charge causing slight shock, possible circuit damage or electrical malfunction.

2. Electrical Properties: Surface resistivity = $10^3 \Omega/\text{sq}$.

3. Wearstrip Recommendations: Wearstrips must be grounded to the conveyor frame and must be electrically conductive to be effective. The conveyor frame should also be externally grounded.

4. Strength Considerations:

- Rexnord® TableTop® & MatTop® Chains molded from anti-static material must be derated 40% from their acetal counterparts.

- Pressure-Velocity (PV) Limits: PV Limit of Rexnord® TableTop® Chains molded from anti-static material must be derated 40% from acetal materials. PV Limits relate to the speed and tension exerted as the chain travels around the corners.

5. Depending on application requirements, the entire conveyor chain can be comprised of anti-static material or sections of antistatic material can be interspersed at various intervals.

6. AS friction factor should be used when interspersing AS links into any other material.

NR denotes "not recommended", Dash denotes "combination not tested"

**Friction of returnable bottles will vary depending on the quality of the glass, the amount of roughed up surface, etc.

BIR



Brief Description

BIR is an impact resistant material specifically formulated to take constant impact. It has excellent impact resistance as well as good chemical resistance.

Primary Components

Impact resistant nylon (PA)

General Information

Prefix	Material	Temperature						FDA Approval				
		Fahrenheit			Celsius							
		min	max		min	max						
BIR	Black Impact Resistant	-40	dry	wet	+180	NR	-40	dry	wet	+82	NR	No

Friction Factors Between Material and Product

Operating Condition	Product Material						
	Aluminum	Returnable Glass Bottles**	Non-Returnable Glass Bottles	Paper	Plastic (crates, shrink wrap, etc)	PET	Steel
Dry	0.25	0.27	0.20	0.33	0.25	0.25	0.30
Water	NR	NR	NR	NR	NR	NR	NR
Soap and Water	NR	NR	NR	NR	NR	NR	NR
Oil	---	---	---	NR	---	---	0.10

Friction Factors Between Material and Wearstrips

Operating Condition	Wearstrip Material			
	Carbon and Stainless Steel	UHMWPE	Nylatron®	ULF™
Dry	0.28	0.22	0.22	0.20
Water	NR	NR	NR	NR
Soap and Water	NR	NR	NR	NR
Oil	0.10	0.10	0.10	0.10

1. Strength Considerations:

- Pressure-Velocity (PV) Limits: PV Limit of Rexnord® TableTop® Chains molded from impact resistant material must be derated 20% from acetal materials. PV Limits relate to the speed and tension exerted as the chain travels around the corners.

2. It is important to lubricate side-flexing chains in the corners to reduce noise levels at speeds in excess of 100FPM; water lubrication is unacceptable because it will cause melt resistant material to swell and lose strength.

3. Not intended for wet applications due to expansion

Regulatory Information

Rexnord and TableTop are trademarks of Rexnord Corporation.

All rights reserved.

Nylatron is a registered trademark of Quadrant Engineering Plastics Products.

NR denotes "not recommended", Dash denotes "combination not tested"

**Friction of returnable bottles will vary depending on the quality of the glass, the amount of roughed up surface, etc.

BRSM



BYSM



SRMB



SYMB



Brief Description

Automotive handling applications require chains to be assembled with different color end links to provide contrast. These are the same chain modules molded in wear and cut resistant materials (BSM, SMB, RSM and YSM) only assembled in the same chain. Can be used in both dry and wet conditions and in applications where abrasive wear due to products or environment is a concern. Has good impact resistance and is as strong as standard acetal materials.

Primary Components

Cut and abrasive wear resistant acetal (POM)

General Information

Prefix	Material	Temperature						FDA Approval
		Fahrenheit			Celsius			
		min	max		min	max		
		dry	wet		dry	wet		
BRSM	Black Cut Resistant with Red End Links	-40	+180	+150	-40	+82	+66	Yes
BYSM	Black Cut Resistant with Yellow End Links	-40	+180	+150	-40	+82	+66	Yes
SRMB	Blue Cut Resistant with Red End Links	-40	+180	+150	-40	+82	+66	Yes
SYMB	Blue Cut Resistant with Yellow End Links	-40	+180	+150	-40	+82	+66	Yes

Friction Factors Between Material and Product

Operating Condition	Product Material						
	Aluminum	Returnable Glass Bottles**	Non-Returnable Glass Bottles	Paper	Plastic (crates, shrink wrap, etc)	PET	Steel
Dry	0.25	0.27	0.20	0.33	0.25	0.25	0.30
Water	NR	NR	NR	NR	NR	NR	NR
Soap and Water	NR	NR	NR	NR	NR	NR	NR
Oil	---	---	---	NR	---	---	0.10

Friction Factors Between Material and Wearstrips

Operating Condition	Wearstrip Material			
	Carbon and Stainless Steel	UHMWPE	Nylatron®	ULF™
Dry	0.30	0.25	0.25	0.20
Water	0.23	0.21	0.21	0.18
Soap and Water	0.15	0.15	0.15	0.15
Oil	0.10	0.10	0.10	0.10

1. Not available for Rexnord® TableTop® and Multiflex chains.

Regulatory Information

The Food and Drug Administration (FDA) accepts certain materials for direct food contact. FDA approved material is compliant to FDA 21 CFR § 177.

Rexnord is a trademark of Rexnord Corporation.

All rights reserved.

Nylatron is a registered trademark of Quadrant Engineering Plastics Products.

BWR



Brief Description

Formulated to be used in applications where chain is subjected to very abrasive product surfaces. Used to convey irregularly shaped products such as castings and machined steel parts. May extend chain wear life up to five times compared to acetal materials.

Primary Components

Wear resistant nylon (PA)

General Information

Prefix	Material	Temperature						FDA Approval
		Fahrenheit			Celsius			
		min	max		min	max		
			dry	wet		dry	wet	
BWR	Black Wear Resistant	-40	+180	NR	-40	+82	NR	No

Friction Factors Between Material and Product

Operating Condition	Product Material						
	Aluminum	Returnable Glass Bottles**	Non-Returnable Glass Bottles	Paper	Plastic (crates, shrink wrap, etc)	PET	Steel
Dry	0.25	0.27	0.20	0.33	0.25	0.25	0.30
Water	NR	NR	NR	NR	NR	NR	NR
Soap and Water	NR	NR	NR	NR	NR	NR	NR
Oil	---	---	---	NR	---	---	0.10

Friction Factors Between Material and Wearstrips

Operating Condition	Wearstrip Material			
	Carbon and Stainless Steel	UHMWPE	Nylatron®	ULF™
Dry	0.28	0.22	0.22	0.20
Water	NR	NR	NR	NR
Soap and Water	NR	NR	NR	NR
Oil	0.10	0.10	0.10	0.10

1. Strength Considerations:

- Pressure-Velocity (PV) Limits: PV Limit of Rexnord® TableTop® Chains molded from wear resistant material must be derated 20% from acetal materials. PV Limits relate to the speed and tension exerted as the chain travels around the corners.

2. It is important to lubricate side-flexing chains in the corners to reduce noise levels at speeds in excess of 100FPM; water lubrication is unacceptable because it will cause melt resistant material to swell and lose strength.

3. Not intended for wet applications due to expansion

Regulatory Information

Rexnord and TableTop are trademarks of Rexnord Corporation.

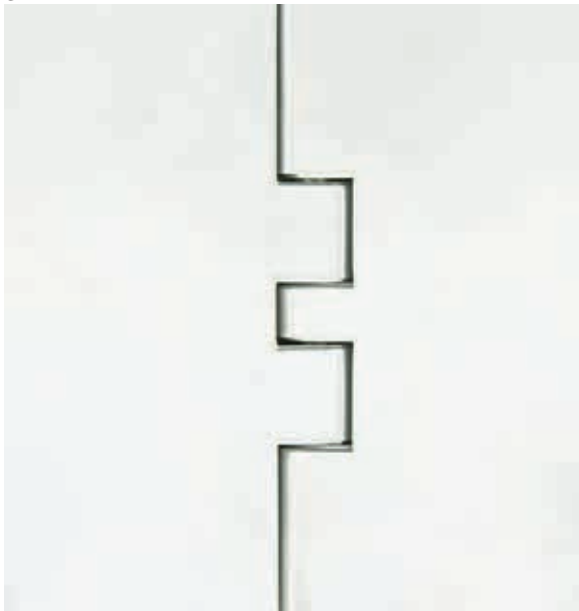
All rights reserved.

Nylatron is a registered trademark of Quadrant Engineering Plastics Products.

NR denotes "not recommended", Dash denotes "combination not tested"

**Friction of returnable bottles will vary depending on the quality of the glass, the amount of roughed up surface, etc.

CR



Brief Description

Able to withstand nearly any harsh chemical environment, including applications where strong oxidizing agents, acids and bases such as sodium hydroxide, sulfuric acid, hydrochloric acid, hydrofluoric acid and iodine are present. Please contact Rexnord at (262) 376-4800 for specific uses for this material.

Primary Components

Fluorinated polymer

General Information

Prefix	Material	Temperature						FDA Approval
		Fahrenheit			Celsius			
		min	max		min	max		
		dry	wet		dry	wet		
CR	Extreme Chemical Resistant (White)	+40	+240	+212	+4	+116	+100	Yes

Friction Factors Between Material and Product

Operating Condition	Product Material						
	Aluminum	Returnable Glass Bottles**	Non-Returnable Glass Bottles	Paper	Plastic (crates, shrink wrap, etc)	PET	Steel
Dry	0.25	0.27	0.20	0.33	0.25	0.25	0.30
Water	0.17	0.18	0.15	NR	0.20	0.20	0.22
Soap and Water	0.12	0.14	0.10	NR	0.15	0.15	0.15
Oil	---	---	---	NR	---	---	0.10

Friction Factors Between Material and Wearstrips

Operating Condition	Wearstrip Material			
	Carbon and Stainless Steel	UHMWPE	Nylatron®	ULF™
Dry	0.30	0.25	0.25	0.22
Water	0.23	0.21	0.21	0.20
Soap and Water	0.15	0.15	0.15	0.15
Oil	0.10	0.10	0.10	0.10

Regulatory Information

The Food and Drug Administration (FDA) accepts certain materials for direct food contact. FDA approved material is compliant to FDA 21 CFR § 177.

Rexnord and TableTop are trademarks of Rexnord Corporation.

All rights reserved.



Nylatron is a registered trademark of Quadrant Engineering Plastics Products.

1. Strength Considerations:

- Rexnord® TableTop® Chains molded from extreme chemical resistant material (with stainless steel pins) must be derated 20% from their acetal counterparts (with stainless steel pins).
- Rexnord® TableTop® Chains molded from extreme chemical resistant material (with plastic pins) must be derated 40% from their acetal counterparts (with stainless steel pins).
- Rexnord® MatTop® Chains molded from extreme chemical resistant material must be derated 20% from their acetal counterparts.
- Pressure-Velocity (PV) Limits: PV Limit of Rexnord® TableTop® Chains molded from extreme chemical resistant material must be derated 20% from acetal materials. PV Limits relate to the speed and tension exerted as the chain travels around the corners.

NR denotes "not recommended", Dash denotes "combination not tested"

**Friction of returnable bottles will vary depending on the quality of the glass, the amount of roughed up surface, etc.



Brief Description

A general-purpose conveyor chain material which has low friction, high strength, excellent wear life, superior fatigue resistance and is chemical resistant in a wide range of environments.

Primary Components

Acetal (POM)

General Information

Prefix	Material	Temperature						FDA Approval
		Fahrenheit			Celsius			
		min	max		min	max		
			dry	wet		dry	wet	
D	Plain Acetal (Gray)	-40	+180	+150	-40	+82	+66	No
WD	White Plain Acetal	-40	+180	+150	-40	+82	+66	No

Friction Factors Between Material and Product

Operating Condition	Product Material						
	Aluminum	Returnable Glass Bottles**	Non-Returnable Glass Bottles	Paper	Plastic (crates, shrink wrap, etc)	PET	Steel
Dry	0.25	0.27	0.20	0.33	0.25	0.25	0.30
Water	0.17	0.20	0.15	NR	0.20	0.20	0.22
Soap and Water	0.12	0.14	0.10	NR	0.15	0.15	0.15
Oil	---	---	---	NR	---	---	0.10

Friction Factors Between Material and Wearstrips

Operating Condition	Wearstrip Material			
	Carbon and Stainless Steel	UHMWPE	Nylatron®	ULF™
Dry	0.30	0.25	0.25	0.20
Water	0.23	0.21	0.21	0.18
Soap and Water	0.15	0.15	0.15	0.15
Oil	0.10	0.10	0.10	0.10

Regulatory Information

The Food and Drug Administration (FDA) accepts certain materials for direct food contact. FDA approved material is compliant to FDA 21 CFR § 177.

Rexnord is a trademark of Rexnord Corporation.

All rights reserved.

Nylatron is a registered trademark of Quadrant Engineering Plastics Products.

NR denotes "not recommended", Dash denotes "combination not tested"

**Friction of returnable bottles will vary depending on the quality of the glass, the amount of roughed up surface, etc.


DUV



BUV



YUV



RUV



Brief Description

Formulated to reduce or eliminate material degradation in applications where ultraviolet radiation exposure is a concern. Retains its mechanical integrity when exposed to direct sunlight (outdoor applications) as well as in applications that use ultraviolet radiation to run a process. Has the same strength and wear properties as plain acetal material.

Primary Components

Ultraviolet resistant acetal (POM)

General Information

Prefix	Material	Temperature						FDA Approval
		Fahrenheit			Celsius			
		min	max		min	max		
			dry	wet		dry	wet	
DUV	Acetal Ultraviolet Resistant (Black)	0	+180	+150	-18	+82	+66	No
BUV	Blue Acetal Ultraviolet Resistant	0	+180	+150	-18	+82	+66	No
RUV	Red Acetal Ultraviolet Resistant	0	+180	+150	-18	+82	+66	No
YUV	Yellow Acetal Ultraviolet Resistant	0	+180	+150	-18	+82	+66	No

Friction Factors Between Material and Product

Operating Condition	Product Material						
	Aluminum	Returnable Glass Bottles**	Non-Returnable Glass Bottles	Paper	Plastic (crates, shrink wrap, etc)	PET	Steel
Dry	0.25	0.27	0.20	0.33	0.25	0.25	0.30
Water	0.17	0.18	0.15	NR	0.20	0.20	0.22
Soap and Water	0.12	0.14	0.10	NR	0.15	0.15	0.15
Oil	---	---	---	NR	---	---	0.10

Friction Factors Between Material and Wearstrips

Operating Condition	Wearstrip Material			
	Carbon and Stainless Steel	UHMWPE	Nylatron®	ULF™
Dry	0.30	0.25	0.25	0.20
Water	0.23	0.21	0.21	0.18
Soap and Water	0.15	0.15	0.15	0.15
Oil	0.10	0.10	0.10	0.10

Regulatory Information

Rexnord is a trademark of Rexnord Corporation.


All rights reserved.

Nylatron is a registered trademark of Quadrant Engineering Plastics Products.

NR denotes "not recommended", Dash denotes "combination not tested"

**Friction of returnable bottles will vary depending on the quality of the glass, the amount of roughed up surface, etc.

EPDM (Black)



EPDM (White)



Brief Description

EPDM is used as a gripper material that has outstanding resistance to oxygen and ozone. It also has good resistance to the very hot water used in many SideGrip™ rinser applications. It is available in several different durometers (or hardness) for different applications.

Primary Components

Ethylene propylene rubber

General Information

Prefix	Material	Temperature						FDA Approval
		Fahrenheit			Celsius			
		min	max		min	max		
			dry	wet		dry	wet	
-	EPDM	-58	+302	+302	-50	+150	+150	No

Friction Factors Between Material and Product

Operating Condition	Product Material						
	Aluminum	Returnable Glass Bottles**	Non-Returnable Glass Bottles	Paper	Plastic (crates, shrink wrap, etc)	PET	Steel
Dry	NR	NR	NR	NR	NR	NR	NR
Water	NR	NR	NR	NR	NR	NR	NR
Soap and Water	NR	NR	NR	NR	NR	NR	NR
Oil	NR	NR	NR	NR	NR	NR	NR

Friction Factors Between Material and Wearstrips

Operating Condition	Wearstrip Material			
	Carbon and Stainless Steel	UHMWPE	Nylatron®	ULF™
Dry	NR	NR	NR	NR
Water	NR	NR	NR	NR
Soap and Water	NR	NR	NR	NR
Oil	NR	NR	NR	NR

1. This material is not available in TableTop®, MatTop®, or Multiflex chains. It is only available as a gripper material for SideGrip™ chains.
2. The temperature range for standard 50 shore EPDM grippers. Other hardnesses will affect the operating temperature.
3. Color may be black or white depending on chain series. See specific chain series in Product Catalog for color.

Regulatory Information

Rexnord, TableTop and MatTop is a trademark of Rexnord Corporation.

All rights reserved.

Nylatron is a registered trademark of Quadrant Engineering Plastics Products.



Brief Description

A proprietary compound formulated for conveying sensitive products, such as electronics and computer chips, where controlling static charge and static decay are of critical importance. Meets the ESD Association Draft Standard DS 4.1 - 1995. Used to dissipate static charges that may occur while conveying products or during product accumulation. Also used to dissipate nuisance sparks for Class II type static environments only. Please contact Application Engineering at 262.376.4800 for specific uses for this material.

Primary Components

Electrically conductive polypropylene (PP)

General Information

Prefix	Material	Temperature						FDA Approval
		Fahrenheit			Celsius			
		min	max		min	max		
		dry	wet		dry	wet		
ESD	Electrostatic Dissipative (Black)	0	+180	+180	-18	+82	+82	No

Friction Factors Between Material and Product

Operating Condition	Product Material						
	Aluminum	Returnable Glass Bottles**	Non-Returnable Glass Bottles	Paper	Plastic (crates, shrink wrap, etc)	PET	Steel
Dry	0.28	0.29	0.22	0.35	0.30	0.30	0.35
Water	0.19	0.21	0.17	NR	0.25	0.25	0.25
Soap and Water	0.16	0.12	0.10	NR	0.20	0.20	0.20
Oil	---	---	---	NR	---	---	0.10

Friction Factors Between Material and Wearstrips

Operating Condition	Wearstrip Material			
	Carbon and Stainless Steel	UHMWPE	Nylatron®	ULF™
Dry	0.35	0.30	0.30	0.26
Water	0.25	0.25	0.25	0.22
Soap and Water	0.20	0.20	0.20	0.19
Oil	0.10	0.10	0.10	0.10

Regulatory Information

Rexnord, TableTop and MatTop is a trademark of Rexnord Corporation.


Nylatron is a registered trademark of Quadrant Engineering Plastics Products.

- Types of Static Environments:
Class I: Static spark causes explosion. Use stainless steel chain materials.
Class II: Static spark is a nuisance charge causing slight shock, possible circuit damage or electrical malfunction.
- Electrical Properties: Surface resistivity = 105 to 109 Ω/sq.
- Wearstrip Recommendations: Wearstrips must be grounded to the conveyor frame and must be electrically conductive to be effective. The conveyor frame should also be externally grounded.
- Strength Considerations:
 - Rexnord® TableTop® & MatTop® Chains molded from ESD material must be derated 40% from their acetal counterparts.
 - Pressure-Velocity (PV) Limits: PV Limit of Rexnord® TableTop® Chains molded from ESD material must be derated 40% from acetal materials. PV Limits relate to the speed and tension exerted as the chain travels around the corners.
- Depending on application requirements, the entire conveyor chain can be comprised of anti-static material or sections of antistatic material can be interspersed at various intervals.
- Electrostatic dissipative material is only available in Rexnord® MatTop® and plastic

NR denotes "not recommended", Dash denotes "combination not tested"

**Friction of returnable bottles will vary depending on the quality of the glass, the amount of roughed up surface, etc.

FR



Brief Description

Formulated to eliminate the possibility of sustained combustion should the chain be accidentally ignited. Will self extinguish per the UL Standard 94 V-0 standard when the source of ignition or flame is removed.

Primary Components

Flame retardant polyester (PBT)

General Information

Prefix	Material	Temperature						FDA Approval
		Fahrenheit			Celsius			
		min	max		min	max		
		dry	wet		dry	wet		
FR	Flame Retardant (Gray)	0	+180	+140	-18	+82	+60	No

Friction Factors Between Material and Product

Operating Condition	Product Material						
	Aluminum	Returnable Glass Bottles**	Non-Returnable Glass Bottles	Paper	Plastic (crates, shrink wrap, etc)	PET	Steel
Dry	0.25	0.27	0.20	0.33	0.25	0.25	0.30
Water	0.17	0.18	0.15	NR	0.20	0.20	0.22
Soap and Water	0.12	0.14	0.10	NR	0.15	0.15	0.15
Oil	---	---	---	NR	---	---	0.10

Friction Factors Between Material and Wearstrips

Operating Condition	Wearstrip Material			
	Carbon and Stainless Steel	UHMWPE	Nylatron®	ULF™
Dry	0.30	0.25	0.25	0.22
Water	0.23	0.21	0.21	0.20
Soap and Water	0.15	0.15	0.15	0.15
Oil	0.10	0.10	0.10	0.10

Regulatory Information

Rexnord, TableTop and MatTop is a trademark of Rexnord Corporation.

Nylatron is a registered trademark of Quadrant Engineering Plastics Products.

1. Strength Considerations:

- Rexnord® TableTop® Chains molded from flame retardant material must be derated 40% from their acetal counterparts.
- Rexnord® MatTop® Chains molded from flame retardant material must be derated 15% from their acetal counterparts.
- Pressure-Velocity (PV) Limits: PV Limit of Rexnord® TableTop® Chains molded from flame retardant material must be derated 20% from acetal materials. PV Limits relate to the speed and tension exerted as the chain travels around the corners.

2. Flame retardant material is not recommended for high temperature applications.

NR denotes "not recommended", Dash denotes "combination not tested"

**Friction of returnable bottles will vary depending on the quality of the glass, the amount of roughed up surface, etc.

FTR

**Brief Description**

Formulated to be used in oven / fryer discharge conveyor applications where the chain is exposed to high temperatures. Used to convey high temperature products such as chips.

Primary Components

Fryer temperature resistant nylon (PA)

General Information

Prefix	Material	Temperature						FDA Approval	
		Fahrenheit			Celsius				
		min	max		min	max			
		dry	wet		dry	wet			
FTR	Fryer Temperature Resistant (Black)	-80	+220	NR		-62	+104	NR	Yes

Friction Factors Between Material and Product

Operating Condition	Product Material						
	Aluminum	Returnable Glass Bottles**	Non-Returnable Glass Bottles	Paper	Plastic (crates, shrink wrap, etc)	PET	Steel
Dry	0.25	0.27	0.20	0.33	0.25	0.25	0.30
Water	NR	NR	NR	NR	NR	NR	NR
Soap and Water	NR	NR	NR	NR	NR	NR	NR
Oil	NR	NR	NR	NR	NR	NR	NR

Friction Factors Between Material and Wearstrips

Operating Condition	Wearstrip Material			
	Carbon and Stainless Steel	UHMWPE	Nylatron®	ULF™
Dry	0.30	0.28	0.28	0.25
Water	NR	NR	NR	NR
Soap and Water	NR	NR	NR	NR
Oil	0.10	0.10	0.10	0.10

Regulatory Information

The Food and Drug Administration (FDA) accepts certain materials for direct food contact. FDA approved material is compliant to FDA 21 CFR § 177.

Rexnord, TableTop and MatTop is a trademark of Rexnord Corporation.

Nylatron is a registered trademark of Quadrant Engineering Plastics Products.

1. Strength Considerations:


- Pressure-Velocity (PV) Limits: PV Limit of Rexnord® TableTop® Chains molded from melt resistant material must be derated 20% from acetal materials. PV Limits relate to the speed and tension exerted as the chain travels around the corners.

2. It is important to lubricate side-flexing chains in the corners to reduce noise levels at speeds in excess of 100FPM; water lubrication is unacceptable because it will cause melt resistant material to swell and lose strength.

3. Only available in 8505/8506 MatTop® chain series.

4. All applications must come through Application Engineering.

GLD



RLD



Brief Description

A patented blend of the Rexnord® Low Temperature Antimicrobial material. Formulated to inhibit the growth of bacteria, mold and mildew that may cause discoloration, odor or degradation of the Rexnord® MatTop® chain. Allows detection as it passes through a metal detector. Formulated for detection in dry food and frozen food. Retains toughness, impact strength and ductility in both dry and wet conditions to temperatures as low as -100°F (-73°C). While not as impact resistant as the WLT material, it still has excellent impact resistance. Chemical resistant to most bleaches, bases, acids and hydrocarbons. Developed specifically for chains used in dry snack food and frozen food processing.

Primary Components

Polyethylene (HDPE) and non ferrous metal particulate
Microban® Antimicrobial Product Protection

General Information

Prefix	Material	Temperature						FDA Approval
		Fahrenheit			Celsius			
		min	max		min	max		
		dry	wet	min	dry	wet		
GLD	Grey Low Temperature Detectable Antimicrobial	-100	+80	+80	-73	+27	+27	***
RLD	Red Low Temperature Detectable Antimicrobial	-100	+80	+80	-73	+27	+27	***

Friction Factors Between Material and Product

Operating Condition	Product Material						
	Aluminum	Returnable Glass Bottles**	Non-Returnable Glass Bottles	Paper	Plastic (crates, shrink wrap, etc)	PET	Steel
Dry	0.22	0.24	0.18	0.30	0.22	0.22	0.28
Water	0.17	0.17	0.14	NR	0.18	0.18	0.22
Soap and Water	0.12	0.14	0.10	NR	0.15	0.15	0.15
Oil	---	---	---	NR	---	---	0.10

Friction Factors Between Material and Wearstrips

Operating Condition	Wearstrip Material			
	Carbon and Stainless Steel	UHMWPE	Nylatron®	ULF™
Dry	0.28	0.23	0.23	0.21
Water	0.22	0.20	0.20	0.19
Soap and Water	0.15	0.15	0.15	0.14
Oil	0.10	0.10	0.10	0.10

1. Buoyant in water.
2. Not available for Rexnord® TableTop® and Multiflex chains.
3. The ability to detect plastic particles will vary due to sensitivity of individual metal detectors.

Regulatory Information

***These materials meet the end-test requirements as specified by FDA 21 CFR 177.1520 (c), the FDA requirement for polyolefin materials intended for direct food contact. All components of these materials are either compliant for food contact as listed by the FDA or regulated by the EPA.

Rexnord and TableTop are trademarks of Rexnord Corporation.
All rights reserved.

This material will not protect the user against food-borne illness. Always maintain good hygiene, proper cleaning procedures are still required.
Microban is a registered trademark of Microban Products Company.


Nylatron is a registered trademark of
Quadrant Engineering Plastics Products.

U.S. Patent 6177113

NR denotes "not recommended", Dash denotes "combination not tested"

**Friction of returnable bottles will vary depending on the quality of the glass, the amount of roughed up surface, etc.

GTC



Brief Description

GTC is a high strength, toughened composite material specifically formulated to take constant impact. It's combination of high strength and low stretch make it an excellent material for high speed case incline (or decline) conveyors. Has excellent impact resistance as well as good chemical resistance.

Primary Components

High strength, impact modified composite

General Information

Prefix	Material	Temperature						FDA Approval
		Fahrenheit			Celsius			
		min	max		min	max		
			dry	wet		dry	wet	
GTC	Grey Tough Composite	0	+180	+140	-18	+82	+60	No

Friction Factors Between Material and Product

Operating Condition	Product Material						
	Aluminum	Returnable Glass Bottles**	Non-Returnable Glass Bottles	Paper	Plastic (crates, shrink wrap, etc)	PET	Steel
Dry	0.25	0.27	0.20	0.33	0.25	0.25	0.30
Water	0.17	0.18	0.15	NR	0.21	0.21	0.23
Soap and Water	0.12	0.14	0.10	NR	0.15	0.15	0.15
Oil	---	---	---	NR	0.10	0.10	0.10

Friction Factors Between Material and Wearstrips

Operating Condition	Wearstrip Material			
	Carbon and Stainless Steel	UHMWPE	Nylatron®	ULF™
Dry	0.30	0.25	0.25	0.22
Water	0.23	0.21	0.21	0.20
Soap and Water	0.15	0.15	0.15	0.15
Oil	0.10	0.10	0.10	0.10

Regulatory Information

The Food and Drug Administration (FDA) accepts certain materials for direct food contact. FDA approved material is compliant to FDA 21 CFR § 177.

Rexnord and TableTop are trademarks of Rexnord Corporation.

All rights reserved.

Nylatron is a registered trademark of Quadrant Engineering Plastics Products.

Patent Pending.


NR denotes "not recommended", Dash denotes "combination not tested"

**Friction of returnable bottles will vary depending on the quality of the glass, the amount of roughed up surface, etc.

HP™



WHP



Brief Description

Patented Rexnord® High Performance Material has the lowest coefficient of friction of any chain or belt material. Extensive testing has proven that new high performance materials can reduce wear up to 40% over plain acetal and 25% over low friction acetal. Ideal for dry running applications and will permit greater operating speeds for aggressive applications in the beverage and container industry. Used to lower product backline pressure and to minimize conveyor pulsation resulting in reduced chain flight wear and reduced chain elongation.

Primary Components

High performance, internally lubricated acetal (POM)

General Information

Prefix	Material	Temperature						FDA Approval				
		Fahrenheit			Celsius							
		min	max		min	max						
HP™	High Performance (Brown)	-40	dry	wet	+180	+150	-40	dry	wet	+82	+66	Yes
WHP	White High Performance	-40	dry	wet	+180	+150	-40	dry	wet	+82	+66	Yes

Friction Factors Between Material and Product

Operating Condition	Product Material						
	Aluminum	Returnable Glass Bottles**	Non-Returnable Glass Bottles	Paper	Plastic (crates, shrink wrap, etc)	PET	Steel
Dry	0.18	0.20	0.12	0.23	0.18	0.18	0.18
Water	0.14	0.18	0.11	NR	0.16	0.16	0.16
Soap and Water	0.12	0.14	0.10	NR	0.14	0.14	0.13
Oil	---	---	---	NR	---	---	0.10

Friction Factors Between Material and Wearstrips

Operating Condition	Wearstrip Material			
	Carbon and Stainless Steel	UHMWPE	Nylatron®	ULF™
Dry	0.22	0.18	0.18	0.14
Water	0.20	0.16	0.16	0.12
Soap and Water	0.15	0.14	0.14	0.11
Oil	0.10	0.10	0.10	0.10

Regulatory Information

The Food and Drug Administration (FDA) accepts certain materials for direct food contact. FDA approved material is compliant to FDA 21 CFR § 177.

Rexnord and HP are trademarks of Rexnord Corporation.

All rights reserved.

Nylatron is a registered trademark of Quadrant Engineering Plastics Products.

U.S. Patent: 4436200

NR denotes "not recommended", Dash denotes "combination not tested"

**Friction of returnable bottles will vary depending on the quality of the glass, the amount of roughed up surface, etc.

HP RubberTop® / SuperGrip™



Brief Description

HP™ RubberTop® and SuperGrip™ are specifically formulated for general high friction applications. The high performance HP™ base links in conjunction with molded high friction pads make it ideal for high speed incline or decline conveyors.

Primary Components

High performance HP™ with molded high friction pads

General Information

Prefix	Material	Temperature						FDA Approval
		Fahrenheit			Celsius			
		min	max		min	max		
		dry	wet		dry	wet		
HP	High Performance Friction Top	-40	+180	+150	-40	+82	+66	No

Friction Factors Between Material and Product

Operating Condition	Product Material						
	Aluminum	Returnable Glass Bottles	Non-Returnable Glass Bottles	Paper	Plastic (crates, shrink wrap, etc)	PET	Steel
Dry	NR	NR	NR	NR	NR	NR	NR
Water	NR	NR	NR	NR	NR	NR	NR
Soap and Water	NR	NR	NR	NR	NR	NR	NR
Oil	NR	NR	NR	0.87***	0.85***	NR	NR

Friction Factors Between Material and Wearstrips

Operating Condition	Wearstrip Material			
	Carbon and Stainless Steel	UHMWPE	Nylatron®	ULF™
Dry	0.22	0.18	0.18	0.14
Water	0.20	0.16	0.16	0.12
Soap and Water	0.15	0.14	0.14	0.11
Oil	0.10	0.10	0.10	0.10

Regulatory Information


***It is not recommended to accumulate on RubberTop® products; however, these values can be utilized when determining brake belt or "hold back" calculations.

Rexnord is a trademark of Rexnord Corporation.

All rights reserved.

Nylatron is a registered trademark of Quadrant Engineering Plastics Products.

HS

**Brief Description**

Formulated to retain strength and resist degradation and swelling in hot, wet environments. Can be used in demanding high temperature applications such as bottle rinsers, sterilizers, warmers and pasteurizers.

Primary Components

Heat stabilized nylon (PA)

General Information

Prefix	Material	Temperature						FDA Approval				
		Fahrenheit			Celsius							
		min	max		min	max						
HS	Heat Stabilized (Green)	-40	dry	wet	+220	+212	-40	dry	wet	+104	+100	No

Friction Factors Between Material and Product

Operating Condition	Product Material						
	Aluminum	Returnable Glass Bottles**	Non-Returnable Glass Bottles	Paper	Plastic (crates, shrink wrap, etc)	PET	Steel
Dry	0.25	0.27	0.20	0.33	0.25	0.25	0.30
Water	0.17	0.18	0.15	NR	0.20	0.20	0.22
Soap and Water	0.12	0.14	0.10	NR	0.15	0.15	0.15
Oil	---	---	---	NR	---	---	0.10

Friction Factors Between Material and Wearstrips

Operating Condition	Wearstrip Material			
	Carbon and Stainless Steel	UHMWPE	Nylatron®	ULF™
Dry	0.30	0.28	0.28	0.25
Water	0.25	0.23	0.23	0.22
Soap and Water	0.18	0.18	0.18	0.18
Oil	0.10	0.10	0.10	0.10

1. Strength Considerations:


- Pressure-Velocity (PV) Limits: PV Limit of Rexnord® TableTop® Chains molded from heat stabilized material must be derated 20% from acetal materials. PV Limits relate to the speed and tension exerted as the chain travels around the corners.

2. Heat stabilized material, unlike other nylon materials, can be used in wet environments without the risk of swelling.**Regulatory Information**

Rexnord and TableTop are trademarks of Rexnord Corporation.

All rights reserved.

Nylatron is a registered trademark of Quadrant Engineering Plastics Products.



Brief Description

Formulated to be used in both high temperature and general applications in both dry and wet conditions. A good general purpose conveyor chain material and in addition has excellent resistance to chemicals including salts, alcohol, bases and many acids.

Primary Components

Polypropylene (PP)

General Information

Prefix	Material	Temperature						FDA Approval
		Fahrenheit			Celsius			
		min	max dry	wet	min	max dry	wet	
HT	High Temperature (Beige)	+40	+220	+212	+4	+104	+100	Yes
WHT	White High Temperature	+40	+220	+212	+4	+104	+100	Yes
RHT	Red High Temperature	+40	+220	+212	+4	+104	+100	Yes
KHT	Khaki High Temperature	+40	+220	+212	+4	+104	+100	Yes
BHT	Blue High Temperature	+40	+220	+212	+4	+104	+100	Yes
HTB	Black High Temperature	+40	+220	+212	+4	+104	+100	Yes

Friction Factors Between Material and Product

Operating Condition	Product Material						
	Aluminum	Returnable Glass Bottles**	Non-Returnable Glass Bottles	Paper	Plastic (crates, shrink wrap, etc)	PET	Steel
Dry	0.29	0.29	0.24	0.35	0.32	0.28	0.31
Water	0.19	0.21	0.18	NR	0.24	0.20	0.25
Soap and Water	0.15	0.14	0.10	NR	0.19	0.15	0.17
Oil	---	---	---	NR	---	---	0.10

Friction Factors Between Material and Wearstrips

Operating Condition	Wearstrip Material			
	Carbon and Stainless Steel	UHMWPE	Nylatron®	ULF™
Dry	0.35	0.30	0.30	0.26
Water	0.30	0.25	0.25	0.22
Soap and Water	0.25	0.20	0.20	0.19
Oil	0.10	0.10	0.10	0.10

1. Buoyant in water.
2. Not available for Rexnord® TableTop® and Multiflex chains.

Regulatory Information

The Food and Drug Administration (FDA) accepts certain materials for direct food contact. FDA approved material is compliant to FDA 21 CFR § 177.

Rexnord and TableTop are trademarks of Rexnord Corporation.


All rights reserved.

Nylatron is a registered trademark of Quadrant Engineering Plastics Products.


NR denotes "not recommended", Dash denotes "combination not tested"

**Friction of returnable bottles will vary depending on the quality of the glass, the amount of roughed up surface, etc.

HT RubberTop® / SuperGrip™



KHT



WHT



Brief Description

HT is specifically formulated for general high friction applications. The polypropylene base links in conjunction with high friction surface make it ideal for incline or decline conveyors

Primary Components

High temperature polypropylene with high friction pads

General Information

Prefix	Material	Temperature						FDA Approval
		Fahrenheit			Celsius			
		min	max dry	wet	min	max dry	wet	
HT	High Temperature	+40	+180	+140	+4	+82	+60	Yes
KHT	Khaki High Temperature	+40	+180	+140	+4	+82	+60	Yes
WHT	White High Temperature	+40	+180	+140	+4	+82	+60	Yes

Friction Factors Between Material and Product

Operating Condition	Product Material						
	Aluminum	Returnable Glass Bottles	Non-Returnable Glass Bottles	Paper	Plastic (crates, shrink wrap, etc)	PET	Steel
Dry	NR	NR	NR	NR	NR	NR	NR
Water	NR	NR	NR	NR	NR	NR	NR
Soap and Water	NR	NR	NR	NR	NR	NR	NR
Oil	NR	NR	NR	0.87***	0.85***	NR	NR

Friction Factors Between Material and Wearstrips

Operating Condition	Wearstrip Material			
	Carbon and Stainless Steel	UHMWPE	Nylatron®	ULF™
Dry	0.35	0.30	0.30	0.26
Water	0.30	0.25	0.25	0.22
Soap and Water	0.25	0.20	0.20	0.19
Oil	0.10	0.10	0.10	0.10

1. Buoyant in water.
2. Not available for Rexnord® TableTop® and Multiflex chains.

Regulatory Information

***It is not recommended to accumulate on RubberTop® products; however, these values can be utilized when determining brake belt or "hold back" calculations.

Rexnord is a trademark of Rexnord Corporation.

All rights reserved.

Nylatron is a registered trademark of Quadrant Engineering Plastics Products.

HUV



Brief Description

Formulated to reduce or eliminate material degradation in applications where ultraviolet radiation exposure is a concern. Retains its mechanical integrity when exposed to direct sunlight (outdoor applications) as well as in applications that use ultraviolet radiation to run a process. Has excellent resistance to chemicals including salts, alcohol, bases and many acids.

Primary Components

Polypropylene (PP)

General Information

Prefix	Material	Temperature						FDA Approval
		Fahrenheit			Celsius			
		min	max		min	max		
		dry	wet		dry	wet		
HUV	High Temperature Ultraviolet Resistant (Black)	+40	+220	+180	+4	+104	+82	No

Friction Factors Between Material and Product

Operating Condition	Product Material						
	Aluminum	Returnable Glass Bottles**	Non-Returnable Glass Bottles	Paper	Plastic (crates, shrink wrap, etc)	PET	Steel
Dry	0.28	0.29	0.22	0.35	0.30	0.30	0.35
Water	0.19	0.21	0.17	NR	0.25	0.25	0.25
Soap and Water	0.16	0.14	0.10	NR	0.20	0.20	0.20
Oil	---	---	---	NR	---	---	0.10

Friction Factors Between Material and Wearstrips

Operating Condition	Wearstrip Material			
	Carbon and Stainless Steel	UHMWPE	Nylatron®	ULF™
Dry	0.35	0.30	0.30	0.26
Water	0.24	0.16	0.16	0.22
Soap and Water	0.20	0.20	0.20	0.19
Oil	0.10	0.10	0.10	0.10

1. Buoyant in water.
2. Not available for Rexnord® TableTop® and Multiflex chains.


Regulatory Information

Rexnord and TableTop are trademarks of Rexnord Corporation.


All rights reserved.

Nylatron is a registered trademark of Quadrant Engineering Plastics Products.

LF



WLF



Brief Description

An excellent conveyor chain material with a low coefficient of friction between a variety of materials. Extensive testing has proven that low friction materials can reduce wear up to 15% over plain acetal. Ideal for dry running applications and will permit greater operating speeds. Used to lower product backline pressure and minimize conveyor pulsation resulting in reduced chain flight wear and reduced chain elongation.

Primary Components

Patented blend of low friction acetal (POM) and lubricants

General Information

Prefix	Material	Temperature						FDA Approval
		Fahrenheit			Celsius			
		min	max		min	max		
		dry	wet		dry	wet		
LF	Low Friction (Tan)	-40	+180	+150	-40	+82	+66	Yes
WLF	White Low Friction	-40	+180	+150	-40	+82	+66	Yes

Friction Factors Between Material and Product

Operating Condition	Product Material						
	Aluminum	Returnable Glass Bottles**	Non-Returnable Glass Bottles	Paper	Plastic (crates, shrink wrap, etc)	PET	Steel
Dry	0.20	0.20	0.15	0.30	0.20	0.20	0.25
Water	0.15	0.18	0.13	NR	0.18	0.18	0.20
Soap and Water	0.12	0.14	0.10	NR	0.15	0.15	0.15
Oil	---	---	---	NR	---	---	0.10

Friction Factors Between Material and Wearstrips

Operating Condition	Wearstrip Material			
	Carbon and Stainless Steel	UHMWPE	Nylatron®	ULF™
Dry	0.25	0.20	0.20	0.16
Water	0.20	0.18	0.18	0.14
Soap and Water	0.15	0.15	0.15	0.13
Oil	0.10	0.10	0.10	0.10

Regulatory Information

The Food and Drug Administration (FDA) accepts certain materials for direct food contact. FDA approved material is compliant to FDA 21 CFR § 177.

Rexnord is a trademark of Rexnord Corporation.

All rights reserved.


Nylatron is a registered trademark of Quadrant Engineering Plastics Products.

U.S. Patent: 4436200

NR denotes "not recommended", Dash denotes "combination not tested"

**Friction of returnable bottles will vary depending on the quality of the glass, the amount of roughed up surface, etc.


WLT



BLT



LT



Brief Description

Formulated to retain toughness, impact strength and ductility in both dry and wet conditions. Retains its properties in temperatures as low as -100 °F (-73 °C). Has excellent impact resistance, and because of its inherent ductility, is excellent in applications where other materials may chip or fracture. Is also chemical resistant to most bleaches, bases, acids and hydrocarbons.

Primary Components

Polyethylene (HDPE)

General Information

Prefix	Material	Temperature						FDA Approval
		Fahrenheit			Celsius			
		min	max		min	max		
		dry	wet		dry	wet		
WLT	White Low Temperature	-100	+80	+80	-73	+27	+27	Yes
BLT	Blue Low Temperature	-100	+80	+80	-73	+27	+27	Yes
LT	Low Temperature (natural)	-100	+80	+80	-73	+27	+27	Yes

Friction Factors Between Material and Product

Operating Condition	Product Material						
	Aluminum	Returnable Glass Bottles**	Non-Returnable Glass Bottles	Paper	Plastic (crates, shrink wrap, etc)	PET	Steel
Dry	0.22	0.24	0.18	0.30	0.22	0.22	0.28
Water	0.17	0.17	0.14	NR	0.18	0.18	0.22
Soap and Water	0.12	0.14	0.10	NR	0.15	0.15	0.15
Oil	---	---	---	NR	---	---	0.10

Friction Factors Between Material and Wearstrips

Operating Condition	Wearstrip Material			
	Carbon and Stainless Steel	UHMWPE	Nylatron®	ULF™
Dry	0.28	0.23	0.23	0.21
Water	0.22	0.20	0.20	0.19
Soap and Water	0.15	0.15	0.15	0.14
Oil	0.10	0.10	0.10	0.10

1. Buoyant in water.
2. Not available for Rexnord® TableTop® and Multiflex chains.

Regulatory Information

The Food and Drug Administration (FDA) accepts certain materials for direct food contact. FDA approved material is compliant to FDA 21 CFR § 177.

Rexnord and TableTop are trademarks of Rexnord Corporation.

All rights reserved.

Nylatron is a registered trademark of Quadrant Engineering Plastics Products.

NR denotes "not recommended", Dash denotes "combination not tested"

**Friction of returnable bottles will vary depending on the quality of the glass, the amount of roughed up surface, etc.

LUV

**Brief Description**

Formulated to reduce or eliminate material degradation in applications where ultraviolet radiation exposure is a concern. Retains its mechanical integrity when exposed to direct sunlight (outdoor applications) as well as in applications that use ultraviolet radiation to run a process. Also retains toughness, impact strength and ductility in both dry and wet conditions and in temperatures as low as -40 °F (-40 °C). Has excellent impact resistance and because of its inherent ductility, is excellent in applications where other materials may chip or fracture. Chemical resistant to most bleaches, bases, acids and hydrocarbons.

Primary Components

Ultraviolet resistant polyethylene (HDPE)

General Information

Prefix	Material	Temperature						FDA Approval
		Fahrenheit			Celsius			
		min	max dry	wet	min	max dry	wet	
LUV	Low Temperature Ultraviolet Resistant (Black)	-100	+80	+80	-73	+27	+27	No

Friction Factors Between Material and Product

Operating Condition	Product Material						
	Aluminum	Returnable Glass Bottles**	Non-Returnable Glass Bottles	Paper	Plastic (crates, shrink wrap, etc)	PET	Steel
Dry	0.22	0.24	0.28	0.30	0.22	0.22	0.28
Water	0.17	0.17	0.14	NR	0.18	0.18	0.22
Soap and Water	0.12	0.14	0.10	NR	0.15	0.15	0.10
Oil	---	---	---	NR	---	---	0.10

Friction Factors Between Material and Wearstrips

Operating Condition	Wearstrip Material			
	Carbon and Stainless Steel	UHMWPE	Nylatron®	ULF™
Dry	0.28	0.23	0.23	0.21
Water	0.22	0.20	0.20	0.19
Soap and Water	0.15	0.15	0.15	0.14
Oil	0.10	0.10	0.10	0.10

1. Buoyant in water.
2. Not available for Rexnord® TableTop® and Multiflex chains.


Regulatory Information

Rexnord and TableTop are trademarks of Rexnord Corporation.

All rights reserved.

Nylatron is a registered trademark of Quadrant Engineering Plastics Products.

MLF



Brief Description

A cost-effective general purpose conveyor chain material which has low friction, high strength, excellent wear life, superior fatigue resistance and is chemical resistant in a wide range of environments

Primary Components

Low friction acetal (POM)

General Information

Prefix	Material	Temperature						FDA Approval
		Fahrenheit			Celsius			
		min	max		min	max		
		dry	wet		dry	wet		
MLF	Medium Duty Low Friction (Tan)	-40	+180	+150	-40	+82	+66	No

Friction Factors Between Material and Product

Operating Condition	Product Material						
	Aluminum	Returnable Glass Bottles**	Non-Returnable Glass Bottles	Paper	Plastic (crates, shrink wrap, etc)	PET	Steel
Dry	0.25	0.27	0.20	0.33	0.25	0.25	0.30
Water	0.17	0.20	0.15	NR	0.20	0.20	0.22
Soap and Water	0.12	0.14	0.10	NR	0.15	0.15	0.15
Oil	---	---	---	NR	---	---	0.10

Friction Factors Between Material and Wearstrips

Operating Condition	Wearstrip Material			
	Carbon and Stainless Steel	UHMWPE	Nylatron®	ULF™
Dry	0.30	0.25	0.25	0.20
Water	0.23	0.21	0.21	0.18
Soap and Water	0.15	0.15	0.15	0.15
Oil	0.10	0.10	0.10	0.10

1. Only available in selected Rexnord® TableTop® and Multiflex chains.

Regulatory Information

Rexnord and TableTop are trademarks of Rexnord Corporation.
 All rights reserved.
 Nylatron is a registered trademark of
 Quadrant Engineering Plastics Products.

NR denotes "not recommended", Dash denotes "combination not tested"

**Friction of returnable bottles will vary depending on the quality of the glass, the amount of roughed up surface, etc.

MR

**Brief Description**

Formulated to be used in applications where conveying hot products may cause chain top surface to melt. Can resist contact temperatures up to 375 °F (190 °C). Used to convey high temperature products such as hot cans and hot pans in container manufacturing and industrial part processing applications

Primary Components

Melt resistant nylon (PA)

General Information

Prefix	Material	Temperature						FDA Approval
		Fahrenheit			Celsius			
		min	max		min	max		
		dry	wet		dry	wet		
MR	Melt Resistant (Black)	-80	+220	NR	-62	+104	NR	No

Friction Factors Between Material and Product

Operating Condition	Product Material						
	Aluminum	Returnable Glass Bottles**	Non-Returnable Glass Bottles	Paper	Plastic (crates, shrink wrap, etc)	PET	Steel
Dry	0.25	0.27	0.20	0.33	0.25	0.25	0.30
Water	NR	NR	NR	NR	NR	NR	NR
Soap and Water	NR	NR	NR	NR	NR	NR	NR
Oil	---	---	---	NR	---	---	0.10

Friction Factors Between Material and Wearstrips

Operating Condition	Wearstrip Material			
	Carbon and Stainless Steel	UHMWPE	Nylatron®	ULF™
Dry	0.30	0.28	0.28	0.25
Water	NR	NR	NR	NR
Soap and Water	NR	NR	NR	NR
Oil	0.10	0.10	0.10	0.10

1. Strength Considerations:

- Pressure-Velocity (PV) Limits: PV Limit of Rexnord® TableTop® Chains molded from melt resistant material must be derated 20% from acetal materials. PV Limits relate to the speed and tension exerted as the chain travels around the corners.

2. It is important to lubricate side-flexing chains in the corners to reduce noise levels at speeds in excess of 100 FPM; water lubrication is unacceptable because it will cause melt resistant material to swell and lose strength.


Regulatory Information

Rexnord and TableTop are trademarks of Rexnord Corporation.

All rights reserved.

Nylatron is a registered trademark of
Quadrant Engineering Plastics Products.

Neoprene (Black)



Neoprene (White)



Brief Description

Neoprene is used as a gripper material that has good resistance to gasoline, sunlight, ozone & oxidation. It is available in several different durometers (or hardness) for different applications.

Primary Components

Neoprene

General Information

Prefix	Material	Temperature						FDA Approval
		Fahrenheit			Celsius			
		min	max		min	max		
		dry	wet		dry	wet		
-	Neoprene	-40	+212	+200	-40	+100	+93	No

Friction Factors Between Material and Product

Operating Condition	Product Material						
	Aluminum	Returnable Glass Bottles	Non-Returnable Glass Bottles	Paper	Plastic (crates, shrink wrap, etc)	PET	Steel
Dry	NR	NR	NR	NR	NR	NR	NR
Water	NR	NR	NR	NR	NR	NR	NR
Soap and Water	NR	NR	NR	NR	NR	NR	NR
Oil	NR	NR	NR	NR	NR	NR	NR

Friction Factors Between Material and Wearstrips

Operating Condition	Wearstrip Material			
	Carbon and Stainless Steel	UHMWPE	Nylatron®	ULF™
Dry	NR	NR	NR	NR
Water	NR	NR	NR	NR
Soap and Water	NR	NR	NR	NR
Oil	NR	NR	NR	NR

1. This material is not available in TableTop®, MatTop®, or Multiflex chains. It is only available as a gripper material for SideGrip™ chains.
2. The temperature range for standard 40 shore Neoprene grippers. Other hardnesses will affect the operating temperature.
3. Color may be black or white depending on chain series. See specific chain series in Product Catalog for color.


Regulatory Information

Rexnord, TableTop and MatTop are trademarks of Rexnord Corporation.

All rights reserved.

Nylatron is a registered trademark of Quadrant Engineering Plastics Products.

P



Brief Description

Formulated to reduce or eliminate material degradation in applications where chemicals such as chlorine and phosphorous are present at moderate concentrations

Primary Components

Polyester (PBT)

General Information

Prefix	Material	Temperature						FDA Approval
		Fahrenheit			Celsius			
		min	max		min	max		
		dry	wet		dry	wet		
P	Chemical Resistant (White)	0	+180	+140	-18	+82	+60	Yes

Friction Factors Between Material and Product

Operating Condition	Product Material						
	Aluminum	Returnable Glass Bottles**	Non-Returnable Glass Bottles	Paper	Plastic (crates, shrink wrap, etc)	PET	Steel
Dry	0.25	0.27	0.20	0.33	0.25	0.25	0.30
Water	0.17	0.18	0.15	NR	0.21	0.21	0.22
Soap and Water	0.12	0.14	0.10	NR	0.15	0.10	0.15
Oil	---	---	---	NR	---	---	0.10

Friction Factors Between Material and Wearstrips

Operating Condition	Wearstrip Material			
	Carbon and Stainless Steel	UHMWPE	Nylatron®	ULF™
Dry	0.30	0.25	0.25	0.22
Water	0.23	0.21	0.21	0.20
Soap and Water	0.15	0.15	0.15	0.15
Oil	0.10	0.10	0.10	0.10

Regulatory Information

The Food and Drug Administration (FDA) accepts certain materials for direct food contact. FDA approved material is compliant to FDA 21 CFR § 177.

Rexnord, TableTop and MatTop are trademarks of Rexnord Corporation.

All rights reserved.


Nylatron is a registered trademark of Quadrant Engineering Plastics Products.

1. Strength Considerations:

- Rexnord® TableTop® Chains molded from chemical resistant material (with stainless steel pins) must be derated 20% from their acetal counterparts (with stainless steel pins).
- Rexnord® TableTop® Chains molded from chemical resistant material (with plastic pins) must be derated 40% from their acetal counterparts (with stainless steel pins).
- Rexnord® MatTop® Chains molded from chemical resistant material must be derated 20% from their acetal counterparts.
- Pressure-Velocity (PV) Limits: PV Limit of Rexnord® TableTop® Chains molded from chemical resistant material must be derated 20% from acetal materials. PV Limits relate to the speed and tension exerted as the chain travels around the corners.

NR denotes "not recommended", Dash denotes "combination not tested"

**Friction of returnable bottles will vary depending on the quality of the glass, the amount of roughed up surface, etc.



Brief Description

Platinum Series® PS® material is a specially formulated material especially suited for high speed conveying. PS® material can decrease high speed wear by as much as 5 times. Side-flexing PV limits are also increased which means that a side-flexing chain molded in PS® can be run 200% faster than the same chain in acetal, or 150% faster than the same chain in HP™! "Optimized for PET" means that PET bottles running on PS® chains exhibit the lowest friction available. Low coefficients of friction reduce product backline pressures and minimize pulsations.

Primary Components

High speed Platinum Series® internally lubricated acetal (POM)

General Information

Prefix	Material	Temperature						FDA Approval
		Fahrenheit			Celsius			
		min	max		min	max		
		dry	wet	min	dry	wet		
PS®	Platinum Series® (Silver)	-40	+180	+150	-40	+82	+66	Yes

Friction Factors Between Material and Product

Operating Condition	Product Material						
	Aluminum	Returnable Glass Bottles**	Non-Returnable Glass Bottles	Paper	Plastic (crates, shrink wrap, etc)	PET	Steel
Dry	0.18	0.20	0.12	0.23	0.18	0.16	0.18
Water	0.14	0.18	0.11	NR	0.16	0.15	0.16
Soap and Water	0.12	0.14	0.10	NR	0.14	0.14	0.13
Oil	---	---	---	NR	---	---	0.10

Friction Factors Between Material and Wearstrips

Operating Condition	Wearstrip Material			
	Carbon and Stainless Steel	UHMWPE	Nylatron®	ULF™
Dry	0.22	0.18	0.18	0.12
Water	0.20	0.16	0.16	0.11
Soap and Water	0.15	0.14	0.14	0.11
Oil	0.10	0.10	0.10	0.10

Regulatory Information


The Food and Drug Administration (FDA) accepts certain materials for direct food contact. FDA approved material is compliant to FDA 21 CFR § 177.

Rexnord, Platinum Series, PS and HP are trademarks of Rexnord Corporation.

All rights reserved.

Nylatron is a registered trademark of Quadrant Engineering Plastics Products.

PSX®

**Brief Description**

Platinum Series X® PSX® material is an advanced performance polymer alloy engineered specifically for run dry applications. PSX® material minimizes the amount of conveyor lubrication needed, and in many cases offers a completely run dry solution. PSX® material also minimizes the dusting phenomena in dry running conditions.

Primary Components

Advanced performance polymer alloy designed specifically for run dry applications

General Information

Prefix	Material	Temperature						FDA Approval
		Fahrenheit			Celsius			
		min	max		min	max		
		dry	wet		dry	wet		
PSX®	Platinum Series X® (Gray)	-40	+180	+150	-40	+82	+66	Yes

Friction Factors Between Material and Product

Operating Condition	Product Material						
	Aluminum	Returnable Glass Bottles**	Non-Returnable Glass Bottles	Paper	Plastic (crates, shrink wrap, etc)	PET	Steel
Dry	0.16	0.20	0.12	0.23	0.18	0.16	0.16
Water	0.13	0.18	0.11	NR	0.16	0.15	0.14
Soap and Water	0.12	0.14	0.10	NR	0.14	0.14	0.12
Oil	---	---	---	NR	---	---	0.10

Friction Factors Between Material and Wearstrips

Operating Condition	Wearstrip Material			
	Carbon and Stainless Steel	UHMWPE	Nylatron®	ULF™
Dry	0.22	0.18	0.16	0.12
Water	0.20	0.16	0.14	0.11
Soap and Water	0.15	0.14	0.12	0.11
Oil	0.10	0.10	0.10	0.10

Regulatory Information

The Food and Drug Administration (FDA) accepts certain materials for direct food contact. FDA approved material is compliant to FDA 21 CFR § 177.

Rexnord, Platinum Series, Platinum Series X, PS, PSX and HP are trademarks of Rexnord Corporation.

All rights reserved.

S

**Brief Description**

A strong, abrasion resistant, fine grained, hardened carbon steel with a smooth surface finish. Used in applications requiring high strength, impact resistance and hardened chain surface such as parts handling.

Primary Components

Carbon steel

General Information

Prefix	Material	Temperature						FDA Approval
		Fahrenheit			Celsius			
		min	max		min	max		
		dry	wet		dry	wet		
S	Carbon Steel	-40	+350	NR	-40	+177	NR	No

Friction Factors Between Material and Product

Operating Condition	Product Material						
	Aluminum	Returnable Glass Bottles**	Non-Returnable Glass Bottles	Paper	Plastic (crates, shrink wrap, etc)	PET	Steel
Dry	0.34	0.35	0.33	0.43	0.31	0.30	0.38
Water	NR	NR	NR	NR	NR	NR	NR
Soap and Water	NR	NR	NR	NR	NR	NR	NR
Oil	0.10	0.10	NR	NR	NR	NR	0.10

Friction Factors Between Material and Wearstrips

Operating Condition	Wearstrip Material			
	Carbon and Stainless Steel	UHMWPE	Nylatron®	ULF™
Dry	0.40	0.30	0.30	0.30
Water	NR	NR	NR	NR
Soap and Water	NR	NR	NR	NR
Oil	0.10	0.10	0.10	0.10

1. It is important to lubricate side-flexing chains in the corners to reduce noise levels; water lubrication is unacceptable due to the potential for corrosion and rusting. Melt resistant material to swell and lose strength.
2. Not available for Rexnord® MatTop® and Multiflex chains.

Regulatory Information

Rexnord and MatTop are trademarks of Rexnord Corporation.

All rights reserved.

Nylatron is a registered trademark of Quadrant Engineering Plastics Products.

SS

**Brief Description**

Has excellent corrosion and abrasion resistance. Possess resistance to acids, have non-magnetic qualities, good impact resistance, good surface hardness and smooth surface finish. Used in applications requiring corrosion and abrasion resistance, including glass containers and parts handling where water or lubricants are used. The chain life of Rexnord® TableTop® Chains made with austenitic stainless steel material have been demonstrated to have more than 2x the wear life than competitive chains made with ferritic stainless steel.

Primary Components

Austenitic stainless steel

General Information

Prefix	Material	Temperature						FDA Approval
		Fahrenheit			Celsius			
		min	max		min	max		
		dry	wet	min	dry	wet		
SS	Stainless Steel	-100	+800	+212	-73	+427	+100	Yes

Friction Factors Between Material and Product

Operating Condition	Product Material						
	Aluminum	Returnable Glass Bottles**	Non-Returnable Glass Bottles	Paper	Plastic (crates, shrink wrap, etc)	PET	Steel
Dry	0.34	0.35	0.33	0.43	0.31	0.30	0.38
Water	0.27	0.30	0.29	NR	0.22	0.21	0.30
Soap and Water	0.14	0.15	0.15	NR	0.15	0.14	0.15
Oil	---	---	---	NR	---	---	---

Friction Factors Between Material and Wearstrips

Operating Condition	Wearstrip Material			
	Carbon and Stainless Steel	UHMWPE	Nylatron®	ULF™
Dry	0.40	0.30	0.30	0.30
Water	0.35	0.22	0.22	0.22
Soap and Water	0.15	0.15	0.15	0.15
Oil	0.15	0.10	0.10	0.10

1. It is important to lubricate side-flexing chains in the corners to reduce noise levels.
2. Not available for Rexnord® MatTop® and Multiflex chains.

Regulatory Information

Based on the material chemistries, industry standards, and the documentation in the Federal Registry, it is the opinion of Rexnord that the Rexnord® TableTop® stainless steel chains can be considered GRAS for direct food contact.

Rexnord, TableTop and MatTop are trademarks of Rexnord Corporation.

All rights reserved.

Nylatron is a registered trademark of Quadrant Engineering Plastics Products.

SSB



Brief Description

A special austenitic stainless steel used in applications that require the chain to allow magnetic fields to pass through. In some applications, magnets are used to stabilize or hold products that are conveyed on the top of the chain. Allows magnets to interact with the product without increasing chain tension or drive requirements. Can also be used in mechanical applications where magnetism introduced into the system can cause component malfunction. Has excellent corrosion, abrasion and impact resistance. Also has good surface hardness and a smooth surface finish. Used in corrosive environments where strong acids or bases are present.

Primary Components

Low ferromagnetic austenitic stainless steel

General Information

Prefix	Material	Temperature						FDA Approval
		Fahrenheit			Celsius			
		min	max		min	max		
		dry	wet	dry	wet			
SSB	Stainless Steel	-100	+800	+212	-73	+427	+100	Yes

Friction Factors Between Material and Product

Operating Condition	Product Material						
	Aluminum	Returnable Glass Bottles**	Non-Returnable Glass Bottles	Paper	Plastic (crates, shrink wrap, etc)	PET	Steel
Dry	0.28	0.47	0.35	0.40	0.30	0.30	0.35
Water	0.19	0.31	0.25	NR	0.20	0.20	0.25
Soap and Water	0.12	0.21	0.15	NR	0.10	0.10	0.15
Oil	---	---	---	NR	---	---	0.15

Friction Factors Between Material and Wearstrips

Operating Condition	Wearstrip Material			
	Carbon and Stainless Steel	UHMWPE	Nylatron®	ULF™
Dry	0.50	0.40	0.40	0.40
Water	0.40	0.30	0.30	0.30
Soap and Water	0.20	0.20	0.20	0.20
Oil	0.20	0.10	0.10	0.10

1. It is important to lubricate side-flexing chains in the corners to reduce noise levels.
2. Not available for Rexnord® MatTop® and Multiflex chains.

Regulatory Information

Based on the material chemistries, industry standards, and the documentation in the Federal Registry, it is the opinion of Rexnord that the Rexnord® TableTop® stainless steel chains can be considered GRAS for direct food contact.

Rexnord, TableTop and MatTop are trademarks of Rexnord Corporation.


All rights reserved.

Nylatron is a registered trademark of Quadrant Engineering Plastics Products.

NR denotes "not recommended", Dash denotes "combination not tested"

**Friction of returnable bottles will vary depending on the quality of the glass, the amount of roughed up surface, etc.

GTC RubberTop® / SuperGrip™

**Brief Description**

GTC is a high strength, toughened composite material specifically formulated to take constant impact. It's combination of high strength and low stretch along with high friction surface make it excellent for high speed case incline (or decline) conveyors. Has excellent impact resistance as well as good chemical resistance.

Primary Components

High strength, impact modified composite with high friction pads

General Information

Prefix	Material	Temperature						FDA Approval				
		Fahrenheit			Celsius							
		min	max		min	max						
GTC	Gray Tough Composite	0	dry	wet	+180	+140	-18	dry	wet	+82	+60	No

Friction Factors Between Material and Product

Operating Condition	Product Material						
	Aluminum	Returnable Glass Bottles	Non-Returnable Glass Bottles	Paper	Plastic (crates, shrink wrap, etc)	PET	Steel
Dry	NR	NR	NR	NR	NR	NR	NR
Water	NR	NR	NR	NR	NR	NR	NR
Soap and Water	NR	NR	NR	NR	NR	NR	NR
Oil	NR	NR	NR	0.87***	0.85***	NR	NR

Friction Factors Between Material and Wearstrips

Operating Condition	Wearstrip Material			
	Carbon and Stainless Steel	UHMWPE	Nylatron®	ULF™
Dry	0.30	0.25	0.25	0.22
Water	0.23	0.21	0.21	0.20
Soap and Water	0.15	0.15	0.15	0.15
Oil	0.10	0.10	0.10	0.10

1. Not available for Rexnord® TableTop® and Multiflex chains.

Regulatory Information

***It is not recommended to accumulate on RubberTop® products; however, these values can be utilized when determining brake belt or "hold back" calculations.


Rexnord is trademark of Rexnord Corporation.

All rights reserved.

Nylatron is a registered trademark of Quadrant Engineering Plastics Products.

Patent Pending.

THD



Brief Description

A patented blend of the Rexnord® High Temperature Antimicrobial material. Formulated to inhibit the growth of bacteria, mold and mildew that may cause discoloration, odor or degradation of the Rexnord® MatTop® chain. Allows detection as it passes through a metal detector. Formulated for detection in dry food and frozen food. Retains physical properties at elevated temperatures in both wet and dry environments. A good general purpose conveyor chain material with excellent resistance to chemicals including salts, alcohol, bases and many acids. Developed specifically for chains used in dry snack food and frozen food processing.

Primary Components

Polypropylene (PP) and nonferrous metal particulate
Microban® Antimicrobial Product Protection

General Information

Prefix	Material	Temperature						FDA Approval
		Fahrenheit			Celsius			
		min	max		min	max		
		dry	wet		dry	wet		
THD	Tan High Temperature Detectable Antimicrobial	+40	+220	+212	+4	+104	+100	***

Friction Factors Between Material and Product

Operating Condition	Product Material						
	Aluminum	Returnable Glass Bottles**	Non-Returnable Glass Bottles	Paper	Plastic (crates, shrink wrap, etc)	PET	Steel
Dry	0.28	0.29	0.22	0.35	0.30	0.30	0.35
Water	0.19	0.21	0.17	NR	0.25	0.25	0.25
Soap and Water	0.16	0.14	0.10	NR	0.20	0.20	0.20
Oil	---	---	---	NR	---	---	0.10

Friction Factors Between Material and Wearstrips

Operating Condition	Wearstrip Material			
	Carbon and Stainless Steel	UHMWPE	Nylatron®	ULF™
Dry	0.35	0.30	0.30	0.26
Water	0.25	0.25	0.25	0.22
Soap and Water	0.20	0.20	0.20	0.19
Oil	0.10	0.10	0.10	0.10

1. Buoyant in water.
2. Not available for Rexnord® TableTop® and Multiflex chains.
3. The ability to detect plastic particles will vary due to sensitivity of individual metal detectors.

Regulatory Information

***These materials meet the end-test requirements as specified by FDA 21 CFR 177.1520 (c), the FDA requirement for polyolefin materials intended for direct food contact. All components of these materials are either compliant for food contact as listed by the FDA or regulated by the EPA.

Rexnord, TableTop and MatTop are trademarks of Rexnord Corporation.

All rights reserved.

This material will not protect the user against food-borne illness. Always maintain good hygiene, proper cleaning procedures are still required.

Microban is a registered trademark of Microban Products Company.

Nylatron is a registered trademark of Quadrant Engineering Plastics Products.

U.S. Patent 6177113



NR denotes "not recommended", Dash denotes "combination not tested"

**Friction of returnable bottles will vary depending on the quality of the glass, the amount of roughed up surface, etc.

UHS™

**Brief Description**

Patented Rexnord® Ultra High Strength Material is specially formulated to be used in heavy-duty applications such as pasteurizers, sterilizers and coolers. Has excellent chemical resistance and can be used in high temperature applications in both dry and wet environments.

Primary Components

High strength polypropylene (PP) composite

General Information

Prefix	Material	Temperature						FDA Approval
		Fahrenheit			Celsius			
		min	max		min	max		
		dry	wet		dry	wet		
UHS™	Ultra High Strength (Black)	+40	+220	+212	+4	+104	+100	No

Friction Factors Between Material and Product

Operating Condition	Product Material						
	Aluminum	Returnable Glass Bottles**	Non-Returnable Glass Bottles	Paper	Plastic (crates, shrink wrap, etc)	PET	Steel
Dry	0.30	0.29	0.25	0.35	0.32	0.30	0.35
Water	0.19	0.21	0.19	NR	0.24	0.25	0.25
Soap and Water	0.16	0.14	0.10	NR	0.19	0.20	0.20
Oil	---	---	---	NR	---	---	0.10

Friction Factors Between Material and Wearstrips

Operating Condition	Wearstrip Material			
	Carbon and Stainless Steel	UHMWPE	Nylatron®	ULF™
Dry	0.35	0.30	0.30	0.26
Water	0.30	0.25	0.25	0.22
Soap and Water	0.25	0.20	0.20	0.19
Oil	0.10	0.10	0.10	0.10

1. Not buoyant in water.
2. Not available for Rexnord® TableTop® and Multiflex chains.

Regulatory Information

Rexnord, TableTop and UHS are trademarks of Rexnord Corporation.

All rights reserved.

Nylatron is a registered trademark of Quadrant Engineering Plastics Products.



Brief Description

USP is specifically formulated for chemically aggressive pasteurizer, warmer and cooler applications. USP offers advantages that include superior resistance to chemicals used in cleaning and boil-out as well as extended chain life in high-temperature environments. USP material remains stronger and more flexible than plain polypropylene in hot, oxidative environments such as pasteurizers or warmers/coolers. The end result is increased reliability throughout the entire life of the chain

Primary Components

Polypropylene (PP) + Chemical Stabilizers

General Information

Prefix	Material	Temperature						FDA Approval
		Fahrenheit			Celsius			
		min	max		min	max		
		dry	wet	min	dry	wet		
USP	Ultra Stabilized Polypropylene (Dark Green)	+40	+220	+212	+4	+104	+100	Yes

Friction Factors Between Material and Product

Operating Condition	Product Material						
	Aluminum	Returnable Glass Bottles**	Non-Returnable Glass Bottles	Paper	Plastic (crates, shrink wrap, etc)	PET	Steel
Dry	0.29	0.29	0.24	0.35	0.32	0.28	0.31
Water	0.19	0.21	0.18	NR	0.24	0.20	0.25
Soap and Water	0.15	0.14	0.10	NR	0.19	0.15	0.17
Oil	---	---	---	NR	---	---	0.10

Friction Factors Between Material and Wearstrips

Operating Condition	Wearstrip Material			
	Carbon and Stainless Steel	UHMWPE	Nylatron®	ULF™
Dry	0.35	0.30	0.30	0.26
Water	0.30	0.25	0.25	0.22
Soap and Water	0.25	0.20	0.20	0.19
Oil	0.10	0.10	0.10	0.10

1. Buoyant in water.
2. Not available for Rexnord® TableTop® and Multiflex chains.

Regulatory Information

The Food and Drug Administration (FDA) accepts certain materials for direct food contact. FDA approved material is compliant to FDA 21 CFR § 177.

Rexnord and TableTop are trademarks of Rexnord Corporation.


All rights reserved.

Nylatron is a registered trademark of Quadrant Engineering Plastics Products.

NR denotes "not recommended", Dash denotes "combination not tested"

**Friction of returnable bottles will vary depending on the quality of the glass, the amount of roughed up surface, etc.

WHA



BHA



Brief Description

Formulated to inhibit the growth of bacteria, mold and mildew that may cause discoloration, odor or degradation of the Rexnord® MatTop® chain. Retains physical properties at elevated temperatures in both dry and wet environments. A good general purpose conveyor chain material with excellent resistance to chemicals including salts, alcohol bases and many acids. Developed specifically for chains used in food processing.

Primary Components

Polypropylene (PP)
Microban® Antimicrobial Product Protection

General Information

Prefix	Material	Temperature						FDA Approval
		Fahrenheit			Celsius			
		min	max		min	max		
		dry	wet	min	dry	wet		
WHA	White High Temperature w/Antimicrobial Additive	+40	+220	+212	+4	+104	+100	***
BHA	Blue High Temperature w/Antimicrobial Additive	+40	+220	+212	+4	+104	+100	***

Friction Factors Between Material and Product

Operating Condition	Product Material						
	Aluminum	Returnable Glass Bottles**	Non-Returnable Glass Bottles	Paper	Plastic (crates, shrink wrap, etc)	PET	Steel
Dry	0.28	0.29	0.22	0.35	0.30	0.30	0.35
Water	0.19	0.21	0.17	NR	0.25	0.25	0.25
Soap and Water	0.16	0.14	0.10	NR	0.20	0.20	0.20
Oil	---	---	---	NR	---	---	0.10

Friction Factors Between Material and Wearstrips

Operating Condition	Wearstrip Material			
	Carbon and Stainless Steel	UHMWPE	Nylatron®	ULF™
Dry	0.35	0.30	0.30	0.26
Water	0.25	0.25	0.25	0.22
Soap and Water	0.20	0.20	0.20	0.19
Oil	0.10	0.10	0.10	0.10

1. Buoyant in water.
2. Not available for Rexnord® TableTop® and Multiflex chains.

Regulatory Information

***These materials meet the end-test requirements as specified by FDA 21 CFR 177.1520 (c), the FDA requirement for polyolefin materials intended for direct food contact. All components of these materials are either compliant for food contact as listed by the FDA or regulated by the EPA.

Rexnord, TableTop and MatTop are trademarks of Rexnord Corporation. All rights reserved.

This material will not protect the user against food-borne illness. Always maintain good hygiene, proper cleaning procedures are still required.

Microban is a registered trademark of Microban Products Company.


Nylatron is a registered trademark of Quadrant Engineering Plastics Products.



NR denotes "not recommended", Dash denotes "combination not tested"

**Friction of returnable bottles will vary depending on the quality of the glass, the amount of roughed up surface, etc.

WLA



BLA



Brief Description

Formulated to inhibit the growth of bacteria, mold and mildew that may cause discoloration, odor or degradation of the Rexnord® MatTop® chain. Retains toughness, impact strength and ductility in both dry and wet conditions to temperatures as low as -100°F (-73°C). Has excellent impact resistance, and because of its inherent ductility, is excellent in applications where other materials may chip or fracture. Chemical resistant to most bleaches, bases, acids and hydrocarbons. Developed specifically for chains used in food processing.

Primary Components

Polyethylene (HDPE)
Microban® Antimicrobial Product Protection

General Information

Prefix	Material	Temperature						FDA Approval
		Fahrenheit			Celsius			
		min	max		min	max		
		dry	wet	min	dry	wet		
WLA	White Low Temperature w/Antimicrobial Additive	-100	+80	+80	-73	+27	+27	***
BLA	Blue Low Temperature w/Antimicrobial Additive	-100	+80	+80	-73	+27	+27	***

Friction Factors Between Material and Product

Operating Condition	Product Material						
	Aluminum	Returnable Glass Bottles**	Non-Returnable Glass Bottles	Paper	Plastic (crates, shrink wrap, etc)	PET	Steel
Dry	0.22	0.24	0.18	0.30	0.22	0.22	0.28
Water	0.17	0.17	0.14	NR	0.19	0.19	0.22
Soap and Water	0.12	0.14	0.10	NR	0.25	0.25	0.15
Oil	---	---	---	NR	---	---	0.10

Friction Factors Between Material and Wearstrips

Operating Condition	Wearstrip Material			
	Carbon and Stainless Steel	UHMWPE	Nylatron®	ULF™
Dry	0.28	0.23	0.23	0.21
Water	0.22	0.20	0.20	0.19
Soap and Water	0.15	0.15	0.15	0.14
Oil	0.10	0.10	0.10	0.10

1. Buoyant in water.
2. Not available for Rexnord® TableTop® and Multiflex chains.

Regulatory Information

***These materials meet the end-test requirements as specified by FDA 21 CFR 177.1520 (c), the FDA requirement for polyolefin materials intended for direct food contact. All components of these materials are either compliant for food contact as listed by the FDA or regulated by the EPA.

Rexnord, TableTop and MatTop are trademarks of Rexnord Corporation. All rights reserved.

This material will not protect the user against food-borne illness. Always maintain good hygiene, proper cleaning procedures are still required.

Microban is a registered trademark of Microban Products Company.


Nylatron is a registered trademark of Quadrant Engineering Plastics Products.



NR denotes "not recommended", Dash denotes "combination not tested"

**Friction of returnable bottles will vary depending on the quality of the glass, the amount of roughed up surface, etc.

WSA



GSA



BSA



Brief Description

Formulated to inhibit the growth of bacteria, mold and mildew that may cause discoloration, odor or degradation of the Rexnord® MatTop® chain. Retains physical properties in both wet and dry environments and has superior impact resistance over standard acetal. A good chain material where resistance to abrasion and cutting are required. Developed specifically for chains used in the food processing industry.

Primary Components

Cut and abrasive wear resistant acetal (POM)
Microban® Antimicrobial Product Protection

General Information

Prefix	Material	Temperature						FDA Approval
		Fahrenheit			Celsius			
		min	max		min	max		
WSA	White Cut Resistant w/Antimicrobial Additive	-40	+180	+150	-40	+82	+66	***
GSA	Grey Cut Resistant w/Antimicrobial Additive	-40	+180	+150	-40	+82	+66	***
BSA	Blue Cut Resistant w/Antimicrobial Additive	-40	+180	+150	-40	+82	+66	***

Friction Factors Between Material and Product

Operating Condition	Product Material						
	Aluminum	Returnable Glass Bottles**	Non-Returnable Glass Bottles	Paper	Plastic (crates, shrink wrap, etc)	PET	Steel
Dry	0.25	0.27	0.20	0.33	0.25	0.25	0.30
Water	0.17	0.18	0.15	NR	0.20	0.20	0.22
Soap and Water	0.12	0.14	0.10	NR	0.15	0.15	0.15
Oil	---	---	---	NR	---	---	0.10

Friction Factors Between Material and Wearstrips

Operating Condition	Wearstrip Material			
	Carbon and Stainless Steel	UHMWPE	Nylatron®	ULF™
Dry	0.30	0.25	0.25	0.20
Water	0.23	0.21	0.21	0.18
Soap and Water	0.15	0.15	0.15	0.15
Oil	0.10	0.10	0.10	0.10

1. Not available for Rexnord® TableTop® and Multiflex chains.

Regulatory Information

***These materials meet the end-test requirements as specified by FDA 21 CFR 177.1520 (c), the FDA requirement for polyolefin materials intended for direct food contact. All components of these materials are either compliant for food contact as listed by the FDA or regulated by the EPA.


Rexnord, TableTop and MatTop are trademarks of Rexnord Corporation. This material will not protect the user against food-borne illness. Always maintain good hygiene, proper cleaning procedures are still required.

Microban is a registered trademark of Microban Products Company.

Nylatron is a registered trademark of Quadrant Engineering Plastics Products.



WSM



BSM



RSM



SMB



YSM



Brief Description

Formulated to be used in applications when superior wear and cut resistance is required. Can be used in both dry and wet conditions and in applications where abrasive wear due to products or environment is a concern. Cut resistant materials are commonly used in the meat processing industry on cutting, boning and trimming lines. Has good impact resistance and is as strong as standard acetal materials.

Primary Components

Cut and abrasive wear resistant acetal (POM)

General Information

Prefix	Material	Temperature						FDA Approval
		Fahrenheit			Celsius			
		min	max		min	max		
			dry	wet		dry	wet	
WSM	White Cut Resistant	-40	+180	+150	-40	+82	+66	Yes
BSM	Black Cut Resistant	-40	+180	+150	-40	+82	+66	Yes
SMB	Blue Cut Resistant	-40	+180	+150	-40	+82	+66	Yes
RSM	Red Cut Resistant	-40	+180	+150	-40	+82	+66	Yes
YSM	Yellow Cut Resistant	-40	+180	+150	-40	+82	+66	Yes

Friction Factors Between Material and Product

Operating Condition	Product Material						
	Aluminum	Returnable Glass Bottles**	Non-Returnable Glass Bottles	Paper	Plastic (crates, shrink wrap, etc)	PET	Steel
Dry	0.25	0.27	0.20	0.33	0.25	0.25	0.30
Water	0.17	0.18	0.15	NR	0.20	0.20	0.22
Soap and Water	0.12	0.14	0.10	NR	0.15	0.15	0.15
Oil	---	---	---	NR	---	---	0.10

Friction Factors Between Material and Wearstrips

Operating Condition	Wearstrip Material			
	Carbon and Stainless Steel	UHMWPE	Nylatron®	ULF™
Dry	0.30	0.25	0.25	0.20
Water	0.23	0.21	0.21	0.18
Soap and Water	0.15	0.15	0.15	0.15
Oil	0.10	0.10	0.10	0.10

Regulatory Information

The Food and Drug Administration (FDA) accepts certain materials for direct food contact. FDA approved material is compliant to FDA 21 CFR § 177.

Rexnord is a trademark of Rexnord Corporation.


All rights reserved.

Nylatron is a registered trademark of Quadrant Engineering Plastics Products.

NR denotes "not recommended", Dash denotes "combination not tested"

**Friction of returnable bottles will vary depending on the quality of the glass, the amount of roughed up surface, etc.

WX



BWX



Brief Description

Formulated to be used in abrasive applications where chain is subjected to abrasives such as glass, sand and dirt. May extend chain wear life up to five times compared to acetal materials. Designed to be used in glass handling applications where abrasive shards of glass can wear other plastic chain materials rapidly. Can also be used in other abrasive applications.

Primary Components

Abrasion resistant nylon (PA)

General Information

Prefix	Material	Temperature						FDA Approval
		Fahrenheit			Celsius			
		min	max		min	max		
		dry	wet		dry	wet		
WX	Green Abrasion Resistant Polyamide	-40	+220	NR	-40	+104	NR	No
BWX	Black Abrasion Resistant Polyamide	-40	+220	NR	-40	+104	NR	No

Friction Factors Between Material and Product

Operating Condition	Product Material						
	Aluminum	Returnable Glass Bottles**	Non-Returnable Glass Bottles	Paper	Plastic (crates, shrink wrap, etc)	PET	Steel
Dry	0.25	0.27	0.20	0.33	0.25	0.25	0.30
Water	NR	NR	NR	NR	NR	NR	NR
Soap and Water	NR	NR	NR	NR	NR	NR	NR
Oil	---	---	---	NR	---	---	---

Friction Factors Between Material and Wearstrips

Operating Condition	Wearstrip Material			
	Carbon and Stainless Steel	UHMWPE	Nylatron®	ULF™
Dry	0.30	0.25	0.25	0.22
Water	NR	NR	NR	NR
Soap and Water	NR	NR	NR	NR
Oil	NA	NA	NA	NR

1. It is important to lubricate side-flexing chains in the corners to reduce noise levels at speeds in excess of 60 FPM; however water lubrication is unacceptable because it will cause wear resistant material to swell and lose strength.

Regulatory Information

Rexnord is a trademark of Rexnord Corporation.

All rights reserved.

Nylatron is a registered trademark of Quadrant Engineering Plastics Products.



Brief Description

Internally lubricated, extra low friction acetal for improved wearlife and high strength.

Primary Components

Internally lubricated acetal (POM)

General Information

Prefix	Material	Temperature						FDA Approval
		Fahrenheit			Celsius			
		min	max		min	max		
		dry	wet		dry	wet		
XLA	Internally Lubricated Polyacetal (Grey)	-40	+180	+150	-40	+82	+66	Yes

Friction Factors Between Material and Product

Operating Condition	Product Material						
	Aluminum	Returnable Glass Bottles**	Non-Returnable Glass Bottles	Paper	Plastic (crates, shrink wrap, etc)	PET	Steel
Dry	0.20	0.20	0.15	0.30	0.20	0.20	0.25
Water	0.15	0.18	0.13	NR	0.18	0.18	0.20
Soap and Water	0.12	0.14	0.10	NR	0.15	0.15	0.15
Oil	---	---	---	NR	---	---	0.10

Friction Factors Between Material and Wearstrips

Operating Condition	Wearstrip Material			
	Carbon and Stainless Steel	UHMWPE	Nylatron®	ULF™
Dry	0.25	0.20	0.20	0.16
Water	0.20	0.18	0.18	0.14
Soap and Water	0.15	0.15	0.15	0.13
Oil	0.10	0.10	0.10	0.10

1. Used for Low Backline Pressure (LBP) chains.

Regulatory Information

The Food and Drug Administration (FDA) accepts certain materials for direct food contact. FDA approved material is compliant to FDA 21 CFR § 177.

Rexnord is a trademark of Rexnord Corporation.

All rights reserved.

Nylatron is a registered trademark of Quadrant Engineering Plastics Products.

XLG

**Brief Description**

Internally lubricated, extra low friction acetal for improved wear life and high strength.

Primary Components

Internally lubricated acetal (POM)

General Information

Prefix	Material	Temperature						FDA Approval
		Fahrenheit			Celsius			
		min	max		min	max		
		dry	wet		dry	wet		
XLG	Low Friction Acetal (Green)	-40	+180	+150	-40	+82	+66	Yes

Friction Factors Between Material and Product

Operating Condition	Product Material						
	Aluminum	Returnable Glass Bottles**	Non-Returnable Glass Bottles	Paper	Plastic (crates, shrink wrap, etc)	PET	Steel
Dry	0.20	0.20	0.15	0.30	0.20	0.20	0.25
Water	0.15	0.18	0.13	NR	0.18	0.18	0.20
Soap and Water	0.12	0.14	0.10	NR	0.15	0.15	0.15
Oil	---	---	---	NR	---	---	0.10

Friction Factors Between Material and Wearstrips

Operating Condition	Wearstrip Material			
	Carbon and Stainless Steel	UHMWPE	Nylatron®	ULF™
Dry	0.25	0.20	0.20	0.16
Water	0.20	0.18	0.18	0.14
Soap and Water	0.15	0.15	0.15	0.13
Oil	0.10	0.10	0.10	0.10

1. Only available in MCC® TableTop® and MatTop® chains.

Regulatory Information

The Food and Drug Administration (FDA) accepts certain materials for direct food contact. FDA approved material is compliant to FDA 21 CFR § 177.

Rexnord, TableTop and MatTop are trademark of Rexnord Corporation.

All rights reserved.

Nylatron is a registered trademark of Quadrant Engineering Plastics Products.



Brief Description

Proprietary acetal material that combines good wear resistance, strength, and low friction characteristics with anti-static properties. It is formulated to reduce or eliminate nuisance static buildup that can occur while conveying heavy products or during product accumulation. Also used to dissipate nuisance sparks for class II type static environments only. Please contact Application Engineering at 262.376.4800 for specific uses for this material.

Primary Components

High capacity anti-static acetal (POM)

General Information

Prefix	Material	Temperature						FDA Approval
		Fahrenheit			Celsius			
		min	max		min	max		
		dry	wet	dry	wet			
HCAS	High Capacity Anti-static (Black)	0	+180	+150	-18	+82	+66	No

Friction Factors Between Material and Product

Operating Condition	Product Material						
	Aluminum	Returnable Glass Bottles**	Non-Returnable Glass Bottles	Paper	Plastic (crates, shrink wrap, etc)	PET	Steel
Dry	0.25	0.27	0.20	0.33	0.25	0.25	0.30
Water	NR	NR	NR	NR	NR	NR	NR
Soap and Water	NR	NR	NR	NR	NR	NR	NR
Oil	NR	NR	NR	NR	NR	NR	NR

Friction Factors Between Material and Wearstrips

Operating Condition	Wearstrip Material			
	Carbon and Stainless Steel	UHMWPE	Nylatron®	ULF™
Dry	0.30	0.25	0.25	0.20
Water	NR	NR	NR	NR
Soap and Water	NR	NR	NR	NR
Oil	NR	0.10	0.10	0.10

Regulatory Information

Rexnord and TableTop are trademarks of Rexnord Corporation. All rights reserved.
 Nylatron is a registered trademark of Quadrant Engineering Plastics Products.
 Teflon® is a registered trademark of E.I. DuPont Demours and Co.

- Types of Static Environments:
 Class I: Static spark causes explosion. Use stainless steel materials.
 Class II: Static spark is a nuisance charge causing slight shock, possible circuit damage or electrical malfunction
- Electrical properties: surface resistivity = $10^{11} - 10^{13} \Omega/\text{sq}$.
- HCAS is Teflon® and is silicone free.
- Wearstrip Recommendations:
 Wearstrips must be grounded to the conveyor frame and must be electrical conductive to be effective. The conveyor frame should also be externally grounded.
- Strength considerations:
 Rexnord MatTop® chains molded from HCAS material must be derated 15% from their acetal (BSM) counterparts.
- Depending on application requirements, the entire conveyer chain can be compromised of anti-static material or sections of anti-static material can be interspersed at various intervals.
- HCAS friction factor should be used when interspersing HCAS links into any other MatTop® material.

NR denotes "not recommended", Dash denotes "combination not tested"

**Friction of returnable bottles will vary depending on the quality of the glass, the amount of roughed up surface, etc.

HC-ESD



Brief Description

Proprietary acetal material that combines good wear resistance, strength, and low friction characteristics with electrostatic dissipative properties. It is formulated for conveying heavy, sensitive products that contain electronics or computer chips, where controlling static charge and static decay are of critical importance. Meets the ESD Association Draft Standard SD 4.1 - 1995. Used to dissipate static charges that can occur while conveying products or during product accumulation. Also used to dissipate nuisance sparks for class II type static environments only. Please contact Application Engineering at 262.376.4800 for specific uses for this material.

Primary Components

High capacity electrostatic dissipative acetal (POM)

General Information

Prefix	Material	Temperature						FDA Approval
		Fahrenheit			Celsius			
		min	max		min	max		
		dry	wet		dry	wet		
HC-ESD	High Capacity Electrostatic Dissipative (Black)	0	+180	+150	-18	+82	+66	No

Friction Factors Between Material and Product

Operating Condition	Product Material						
	Aluminum	Returnable Glass Bottles**	Non-Returnable Glass Bottles	Paper	Plastic (crates, shrink wrap, etc)	PET	Steel
Dry	0.25	0.27	0.20	0.33	0.25	0.25	0.30
Water	NR	NR	NR	NR	NR	NR	NR
Soap and Water	NR	NR	NR	NR	NR	NR	NR
Oil	NR	NR	NR	NR	NR	NR	NR

Friction Factors Between Material and Wearstrips

Operating Condition	Wearstrip Material			
	Carbon and Stainless Steel	UHMWPE	Nylatron®	ULF™
Dry	0.30	0.25	0.25	0.20
Water	NR	NR	NR	NR
Soap and Water	NR	NR	NR	NR
Oil	NR	0.10	0.10	0.10

Regulatory Information

Rexnord and TableTop are trademarks of Rexnord Corporation.

All rights reserved.

Nylatron is a registered trademark of Quadrant Engineering Plastics Products.

- Types of Static Environments:
Class I: Static spark causes explosion. Use stainless steel materials.
Class II: Static spark is a nuisance charge causing slight shock, possible circuit damage or electrical malfunction
- Electrical properties: surface resistivity = $10^5 - 10^9 \Omega/\text{sq}$.
- HC-ESD is Teflon® and is silicone free.
- Wearstrip Recommendations:
Wearstrips must be grounded to the conveyor frame and must be electrical conductive to be effective. The conveyor frame should be also externally grounded.
- Strength considerations:
Rexnord MatTop® molded from HC-ESD material must be derated 10% from their acetal (BSM) counterparts.
- Depending on application requirements, the entire conveyor chain can be compromised of HC-ESD material or sections HC-ESD material can be interspersed at various intervals.
- HC-ESD friction factor should be used when interspersing HC-ESD links into any other chain material.



Brief Description

Proprietary material that combines good wear resistance and strength with electrostatic dissipative and flame retardant properties. It is formulated for conveying heavy, sensitive products that contain electronics or computer chips, where controlling static charge and static decay are of critical importance. Meets the ESD Association Draft Standard SD 4.1 - 1995. Used to dissipate static charges that can occur while conveying products or during product accumulation. Also used to dissipate nuisance sparks for class II type static environments only. Meets the DIN4102-1 B1 flame retardant criteria for construction materials. Please contact Application Engineering at 262.376.4800 for specific uses for this material.

Primary Components

Flame Retardant electrostatic dissipative nylon (PA)

General Information

Prefix	Material	Temperature						FDA Approval
		Fahrenheit			Celsius			
		min	max		min	max		
		dry	wet		dry	wet		
FR-ESD	Flame Retardant Electrostatic Dissipative (Black)	0	+180	NR	-18	+82	NR	No

Friction Factors Between Material and Product

Operating Condition	Product Material						
	Aluminum	Returnable Glass Bottles**	Non-Returnable Glass Bottles	Paper	Plastic (crates, shrink wrap, etc)	PET	Steel
Dry	0.25	0.27	0.20	0.33	0.25	0.25	0.30
Water	NR	NR	NR	NR	NR	NR	NR
Soap and Water	NR	NR	NR	NR	NR	NR	NR
Oil	NR	NR	NR	NR	NR	NR	NR

Friction Factors Between Material and Wearstrips

Operating Condition	Wearstrip Material			
	Carbon and Stainless Steel	UHMWPE	Nylatron®	ULF™
Dry	0.30	0.25	0.25	0.22
Water	NR	NR	NR	NR
Soap and Water	NR	NR	NR	NR
Oil	NR	0.10	0.10	0.10

- Types of Static Environments:
Class I: Static spark causes explosion. Use stainless steel materials.
Class II: Static spark is a nuisance charge causing slight shock, possible circuit damage or electrical malfunction
- Electrical properties: surface resistivity = $10^5 - 10^9 \Omega/\text{sq}$.
- FR-ESD is Teflon® and is silicone free.
- Wearstrip Recommendations:
Wearstrips must be grounded to the conveyor frame and must be electrical conductive to be effective. The conveyor frame should also be externally grounded.
- Strength considerations:
Rexnord MatTop® molded from FR-ESD material must be derated 40% from their acetal (BSM) counterparts.
- Actual dimensions of FR-ESD MatTop® chains will differ +1.5% to +1.8% from nominal dimensions.

Regulatory Information

Rexnord and TableTop are trademarks of Rexnord Corporation. All rights reserved.
Nylatron is a registered trademark of Quadrant Engineering Plastics Products.
Teflon® is a registered trademark of E.I. DuPont Demours and Co.

NR denotes "not recommended", Dash denotes "combination not tested"

**Friction of returnable bottles will vary depending on the quality of the glass, the amount of roughed up surface, etc.

Chain	Page
60 Straight	TT - 60 - 1
60 Side-flexing	TT - 60 - 2
66 Straight	TT - 66 - 1
66 Side-flexing	TT - 66 - 2
66 RubberTop®	TT - 66 - 3
LPC® 279	TT - 279 - 1
770 TAB	TT - 770 - 1
815	TT - 815 - 1
815 TAB	TT - 815 - 2
815 TAB Transfer	TT - 815 - 3
820	TT - 820 - 1
820 RubberTop®	TT - 820 - 2
821	TT - 821 - 1
821 SuperGrip™	TT - 821 - 2
821 with Radius-Edge	TT - 821 - 3
821 with Low Backline Pressure Rollers (LBP)	TT - 821 - 4
MCC® SWH with Low Backline Pressure Rollers (LBP)	TT - 821 - 5
831	TT - 831 - 1
MCC® SHD with Low Backline Pressure Rollers (LBP)	TT - 831 - 2
843 on Carbon Steel Base Chain	TT - 843 - 1
843 on Stainless Steel Base Chain	TT - 843 - 2
845 on Carbon Steel Base Chain	TT - 845 - 1
845 on Stainless Steel Base Chain	TT - 845 - 2
863 TAB on Carbon Steel Base Chain	TT - 863 - 1
863 TAB on Stainless Steel Base Chain	TT - 863 - 2
866 Carbon Steel	TT - 866 - 1
866 Stainless Steel	TT - 866 - 2
879	TT - 879 - 1
879 TAB	TT - 879 - 2
880	TT - 880 - 1
880 TAB	TT - 880 - 2
880 TAB RubberTop®	TT - 880 - 4
880 TAB with Tight Side-flex Radius (BO)	TT - 880 - 5
881	TT - 881 - 1
881 TAB	TT - 881 - 2
881 TAB with Gripper Retainers (G)	TT - 881 - 3
882	TT - 882 - 1
882 TAB	TT - 882 - 2
882 TAB RubberTop®	TT - 882 - 3
882 TAB with Low Backline Pressure Rollers (LBP)	TT - 882 - 5
MCC® HDF with Low Backline Pressure Rollers (LBP)	TT - 882 - 6
882 TAB with Gripper Retainers (G)	TT - 882 - 7
882 TAB with Radius-Edge	TT - 882 - 4
883 TAB with Low Backline Pressure Rollers (LBP)	TT - 883 - 1
963 on Carbon Steel Base Chain	TT - 963 - 1
963 on Stainless Steel Base Chain	TT - 963 - 2
FT 1000	MT - 1000 - 1
FTDP 1000 with Positrack	MT - 1000 - 2
FTDP 1000 (MTW) with Positrack™	MT - 1000 - 3
FFTP 1000 FreeFlow	MT - 1000 - 4
FG 1000	MT - 1000 - 5
FGDP 1000 with Positrack™	MT - 1000 - 6
FGDP 1000 (MTW) with Positrack™	MT - 1000 - 7
FFGP FreeFlow	MT - 1000 - 8
RRR 1000	MT - 1000 - 9
1015 with Microban® Antimicrobial Product Protection	MT - 1010 - 1
1050 TAB	TT - 1050 - 1
FTLPC® 1050	TT - 1050 - 3
FGM 1050 with Magnetflex® Retention	TT - 1050 - 2

Chain	Page
FTM 1055 with Magnetflex® Retention	TT - 1055 - 1
1055 TAB	TT - 1055 - 2
FTLPC® 1055	TT - 1055 - 3
FTM 1060 with Magnetflex® Retention	TT - 1060 - 1
1503 with Low Backline Pressure Rollers (LBP)	MT - 1500 - 1
1505	MT - 1500 - 2
1505 with Microban® Antimicrobial Product Protection	MT - 1500 - 3
1505 RubberTop®	MT - 1500 - 4
1505 (MTW)	MT - 1500 - 5
1505 DTS® PT	MT - 1500 - 6
1506	MT - 1500 - 7
1506 with Microban® Antimicrobial Product Protection	MT - 1500 - 8
1506 (MTW)	MT - 1500 - 9
1625B-TAB	MT - 1620 - 1
1673	TT - 1673 - 1
1700	TT - 1700 - 1
1700 with Armor-Clad Surface (AC)	TT - 1700 - 2
1701	TT - 1701 - 1
1701 TAB	TT - 1701 - 2
1701 TAB with Armor-Clad Surface (AC)	TT - 1701 - 3
1702	TT - 1702 - 1
1755	TT - 1755 - 1
1757 TAB	TT - 1757 - 1
1757 TAB with SuperGrip™	TT - 1757 - 2
1757 TAB with Low Backline Pressure Rollers (LBP)	TT - 1757 - 3
1757 TAB with Gripper Retainers (G)	TT - 1757 - 4
1765 ZeroGap™	TT - 1765 - 1
1843 TAB on Stainless Steel Base Chain	TT - 1843 - 2
1843 TAB on Carbon Steel Base Chain	TT - 1843 - 1
1843 TAB on Stainless Steel Base Chain with Gripper Retainers (G)	TT - 1843 - 4
1843 TAB on Carbon Steel Base Chain with Gripper Retainers (G)	TT - 1843 - 3
1844 on Stainless Steel Base Chain	TT - 1844 - 1
1863 TAB on Carbon Steel Base Chain	TT - 1863 - 1
1864 on Stainless Steel Base Chain	TT - 1864 - 2
1864 on Carbon Steel Base Chain	TT - 1864 - 1
1873 TAB on Stainless Steel Base Chain	TT - 1873 - 2
1873 TAB on Carbon Steel Base Chain	TT - 1873 - 1
1873 TAB on Stainless Steel Base Chain with Gripper Retainers (G)	TT - 1873 - 4
1873 TAB on Carbon Steel Base Chain with Gripper Retainers (G)	TT - 1873 - 3
1873 TAB SuperGrip™ on Stainless Steel Base Chain	TT - 1873 - 6
1873 TAB SuperGrip™ on Carbon Steel Base Chain	TT - 1873 - 5
1873 TAB SuperGrip™ on Stainless Steel Base Chain	TT - 1873 - 7
1874 TAB on Stainless Steel Base Chain	TT - 1874 - 1
1874 TAB on Carbon Steel Base Chain	TT - 1874 - 2
1874 TAB on Stainless Steel Base Chain with Gripper Retainers (G)	TT - 1874 - 4
1874 TAB on Carbon Steel Base Chain with Gripper Retainers (G)	TT - 1874 - 3
1883 TAB on Carbon Steel Base Chain	TT - 1883 - 1
2011 with Microban® Antimicrobial Product Protection	MT - 2010 - 1
2015 with Microban® Antimicrobial Product Protection	MT - 2010 - 3
2016 with Microban® Antimicrobial Product Protection	MT - 2010 - 5
2500 TAB	TT - 2500 - 1
2550 TAB	TT - 2550 - 1
2565 ZeroGap™	TT - 2560 - 1

Chain	Page
3003 with Low Backline Pressure Rollers (LBP)	MT - 3000 - 1
3004 with 90° Transverse Low Backline Pressure Rollers (LBP)	MT - 3000 - 2
3125	MT - 3120 - 1
3125 MTW	MT - 3120 - 2
3129	MT - 3120 - 3
3129 MTW	MT - 3120 - 4
3873 TAB on Stainless Steel Base Chain	TT - 3873 - 2
3873 TAB on Carbon Steel Base Chain	TT - 3873 - 1
4705	MT - 4700 - 1
4705 TAB	MT - 4700 - 2
4705 with 7 Vacuum Holes (E7)	MT - 4700 - 3
4705 with 14 Vacuum Holes (E14)	MT - 4700 - 4
4706	MT - 4700 - 5
4707	MT - 4700 - 6
4873 TAB on Stainless Steel Base Chain	TT - 4873 - 1
4874 TAB on Stainless Steel Base Chain	TT - 4874 - 1
5705	MT - 5700 - 1
5705 SuperGrip™	MT - 5700 - 2
5705 (MTW)	MT - 5700 - 3
5705 (MTW) with Positrack™ Tracking Guides	MT - 5700 - 4
5705 DTS PT	MT - 5700 - 5
5706	MT - 5700 - 6
5706 (MTW)	MT - 5700 - 7
5706 (MTW) with Positrack™ Tracking Guides	MT - 5700 - 8
5935	MT - 5930 - 1
5935 with Vacuum Holes (E)	MT - 5930 - 2
5935 (MTW)	MT - 5930 - 3
5936	MT - 5930 - 4
5966	MT - 5960 - 1
5995	MT - 5990 - 1
5996	MT - 5990 - 2
5996 with Microban® Antimicrobial Product Protection	MT - 5990 - 3
5997	MT - 5990 - 4
5998	MT - 5990 - 5
5998 with Microban® Antimicrobial Product Protection	MT - 5990 - 6
6085	MT - 6080 - 1
6085 with Microban® Antimicrobial Product Protection	MT - 6080 - 2
6938	MT - 6930 - 1
6995	MT - 6990 - 1
6999	MT - 6990 - 2
7526	MT - 7526 - 1
7703 with Low Backline Pressure Rollers (LBP)	MT - 7700 - 1
7705	MT - 7700 - 2
7705 Metric	MT - 7700 - 3
7705 (MTW)	MT - 7700 - 4
7705 (MTW) with Positrack™ Tracking Guides	MT - 7700 - 5
7705 Metric (MTW) with Positrack™ Tracking Guides	MT - 7700 - 6
7705 RubberTop®	MT - 7700 - 7
7705 SuperGrip™ (MTW)	MT - 7700 - 8
7705SG SuperGrip™	MT - 7700 - 9
7705 DTS® PT	MT - 7700 - 10
7705 DTS®-R PT	MT - 7700 - 11
7706	MT - 7700 - 12
7706 (MTW)	MT - 7700 - 13
7706 (MTW) with Positrack™ Tracking Guides	MT - 7700 - 14
7708	MT - 7700 - 15
7743 with Low Backline Pressure Rollers (LBP)	MT - 7700 - 16
7956B (with bearing attachment)	MT - 7956 - 1
7956 GT	MT - 7956 - 2

Chain	Page
7956 without TAB's	MT - 7956 - 3
7956 TAB	MT - 7956 - 4
Product Information Unavailable	MT - 7960 - 1
7963 NT	MT - 7960 - 2
7963 ST	MT - 7960 - 3
Product Information Unavailable	MT - 7960 - 4
7966 NT	MT - 7960 - 5
7966 ST	MT - 7960 - 6
8503	MT - 8500 - 1
8505	MT - 8500 - 2
8505 Metric	MT - 8500 - 3
8505 with Microban® Antimicrobial Product Protection	MT - 8500 - 4
8505 RubberTop®	MT - 8500 - 5
8505 with Vacuum Holes (E)	MT - 8500 - 6
8505 (MTW)	MT - 8500 - 7
8505 (MTW) with Positrack™ Tracking Guides	MT - 8500 - 8
8505 DTS® PT	MT - 8500 - 9
8506	MT - 8500 - 10
8506 with Microban® Antimicrobial Product Protection	MT - 8500 - 11
8506 (MTW)	MT - 8500 - 12
8506 (MTW) with Positrack™ Tracking Guides	MT - 8500 - 13
8507	MT - 8500 - 14
9217 Fortrex Stainless Steel	MT - 9200 - 1
9217 PT Fortrex Stainless Steel with Positrack™	MT - 9200 - 2
9227 Fortrex Stainless Steel	MT - 9200 - 3
9227 PT Fortrex Stainless Steel with Positrack™	MT - 9200 - 4
9237 Fortrex Stainless Steel	MT - 9200 - 5
9237 PT Fortrex Stainless Steel with Positrack™	MT - 9200 - 6
9608	MT - 9600 - 1

Why Choose Rexnord?

When it comes to providing highly engineered products that improve productivity and efficiency for industrial applications worldwide, Rexnord is the most reliable in the industry. Commitment to customer satisfaction and superior value extend across every business function.

Delivering Lowest Total Cost of Ownership

The highest quality products are designed to help prevent equipment downtime and increase productivity and dependable operation.

Valuable Expertise

An extensive product offering is accompanied by global sales specialists, customer service and maintenance support teams, available anytime.

Solutions to Enhance Ease of Doing Business

Commitment to operational excellence ensures the right products at the right place at the right time.

REXNORD

Rexnord Company Overview

Rexnord is a growth-oriented, multi-platform industrial company with leading market shares and highly trusted brands that serve a diverse array of global end markets.

Process & Motion Control

The Rexnord Process & Motion Control platform designs, manufactures, markets and services specified, highly engineered mechanical components used within complex systems where our customers' reliability requirements and the cost of failure or downtime are extremely high.

Water Management

The Rexnord Water Management platform designs, procures, manufactures and markets products that provide and enhance water quality, safety, flow control and conservation.