

Open Type


Sealed Type

Ball Screw Support Bearings



NACHI High Precision and High Rigidity

Ball Screw Support Bearings have the ability to achieve high precision and high performance on your applications



NACHI Ball Screw Support Bearings have been improved to exceed new industrial demands for high precision and high speed requirements.

NACHI TAB type ball screw support bearings support precision actuators in a wide range of applications such as machine tools, precision measuring equipment, and robot technologies.

Features

High Axial Rigidity

Greater number of balls with polyamide cage achieves significantly increased rigidity compared with conventional angular contact ball bearing.

Simple and Compact

The 60° contact angles allows the bearing to simultaneously carry the thrust load and certain amount of radial load. This characteristic allows you to have a simple and compact design.

High Capacity and Low Noise

The use of large balls results in higher bearing capacity beyond what NACHI adopted with the poly-amide cage combined with the high performance, quiet operating, grease to achieve low noise.

Energy Saving

Superior seal designs offer low starting and running torque; minimizing power loss.

Easy Assembly

Initial bearing preloading provides for ease of assembly by eliminating complex assembly adjustment.

Line up contact and non-contact design seals.

Proper Seal Type is Available Corresponding to Various Applications.

Seal types include contact type, excelling in sealability, and non-contact type for decreasing torque loss and temperature rise. Can select the best seal type corresponding to application needs.

Pre Pack Grease

Bearings are prepacked with high performance grease eliminating the need for additional grease packing during assembly.

Compatible Dimensions with Current Bearings

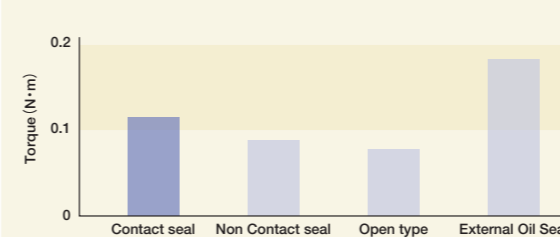
Boundary dimensions are compatible with current open bearing enabling interchangeability with existing applications.

Universal Ground Set Combinations (Flush Ground)

Universal ground set combination bearings are also available with a suffix U. This permits the use of random combinations where two or more bearings are mounted.

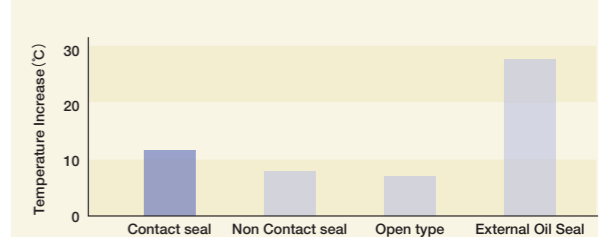
Performance

Running Torque



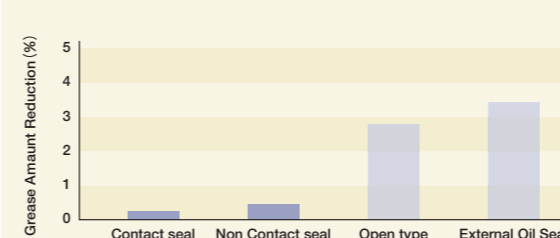
Running torque of contact type seal is 30% reduced, compare with external oil seal.

Temperature Increase



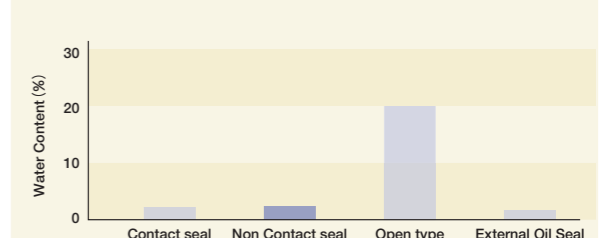
Temperature increase of contact type seal is half, compare with external oil seal.

Grease Amount Reduction



Contact/Non-contact type seal have good grease keeping capability.

Water Resistance



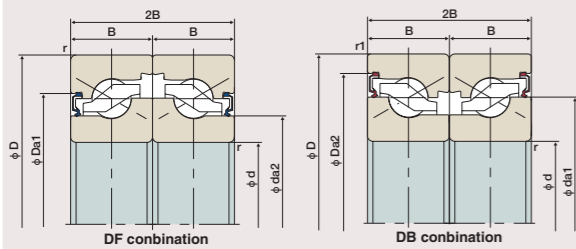
Water resistance performance of non-contact type seal is same as external oil seal.

Test Conditions...●Tested Bearings:20TAB04DF (DB) -2LR -2NK ●Temperature:Room Temperature ●Speed:1800min⁻¹ ●Grease:Multemp PS2



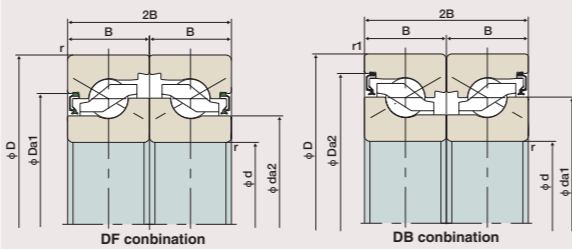


● With contact type seal (2LR)



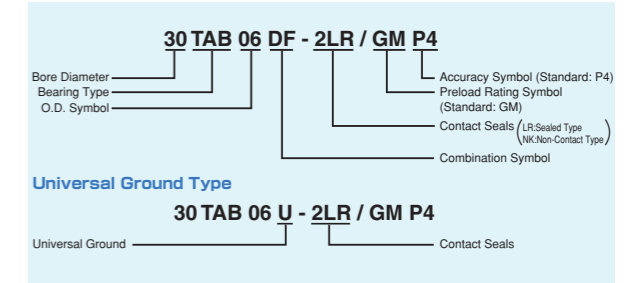
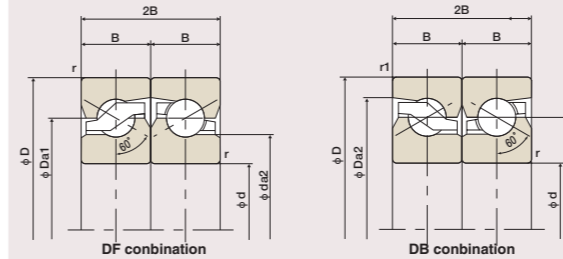
(Seals are outside only for combination bearings)

● With non-contact type seal (2NK)



(Seals are outside only for combination bearings)

● Open Type



Dynamic Equivalent Axial Load

$P_a = XFr + YFa$

No. of Bearing in set	2		3			4				
	Brgs Loaded Axial Load		1	2	3	1	2	3	4	
Fa/Fr ≤ e	X	1.9	—	1.43	2.33	—	1.17	2.33	2.53	—
	Y	0.54	—	0.77	0.35	—	0.89	0.35	0.26	—
Fa/Fr > e	X	0.92	0.92	0.92	0.92	0.92	0.92	0.92	0.92	0.92
	Y	1	1	1	1	1	1	1	1	1

e = 2.17

1N = 1/9.8kgf

Bearing No.			Boundary Dimensions (mm)						Basic Dynamic Load Rating ⁽²⁾	Permissible Thrust Load ⁽³⁾	Limiting Speed (rpm) Grease Lubrication	Starting Torque (N·cm) Grease Lubrication	Abutment and Fillet Dimensions (mm)								Mass (kg) (1pc.) (Ref.)	
Contact Type	Non-Contact Type	Open Type	d	D	B	2B	r (min)	r ₁ (min)					Sealed Type				Open Type					
			da1	da2	Da1	Da2	da1	da2	Da1	Da2	da1	da2	Da1	Da2	da1	da2	Da1	Da2				
15TAB04DF (DB) -2LR	15TAB04DF (DB) -2NK	15TAB04DF (DB)	15	47	15	30	1 ⁽¹⁾	0.6	25,900	32,000	4,400	6,300	15	33.7	26.8	35	41.9	33.7	26.8	33.5	41	0.14
17TAB04DF (DB) -2LR	17TAB04DF (DB) -2NK	17TAB04DF (DB)	17	47	15	30	1	0.6	25,900	32,000	4,400	6,300	15	33.7	26.8	35	41.9	33.7	26.8	33.5	41	0.13
20TAB04DF (DB) -2LR	20TAB04DF (DB) -2NK	20TAB04DF (DB)	20	47	15	30	1	0.6	25,900	32,000	4,400	6,300	15	33.7	26.8	35	41.9	33.7	26.8	33.5	41	0.12
25TAB06DF (DB) -2LR	25TAB06DF (DB) -2NK	25TAB06DF (DB)	25	62	15	30	1	0.6	29,900	46,400	3,250	4,650	20	46.2	39.7	47.5	54.9	46.2	39.7	46	53.4	0.24
30TAB06DF (DB) -2LR	30TAB06DF (DB) -2NK	30TAB06DF (DB)	30	62	15	30	1	0.6	29,900	46,400	3,250	4,650	20	46.2	39.7	47.5	54.9	46.2	39.7	46	53.4	0.21
35TAB07DF (DB) -2LR	35TAB07DF (DB) -2NK	35TAB07DF (DB)	35	72	15	30	1	0.6	32,500	54,300	2,600	3,750	25	56.2	49.7	57.5	64.9	56.2	49.7	56	63.4	0.29
40TAB07DF (DB) -2LR	40TAB07DF (DB) -2NK	40TAB07DF (DB)	40	72	15	30	1	0.6	32,500	54,300	2,600	3,750	25	56.2	49.7	57.5	64.9	56.2	49.7	56	63.4	0.26
40TAB09DF (DB) -2LR	40TAB09DF (DB) -2NK	40TAB09DF (DB)	40	90	20	40	1	0.6	65,000	101,000	2,200	3,150	30	67.2	57.2	68.5	79.9	67.2	57.2	67	78.4	0.62
		45TAB07DF (DB)	45	75	15	30	1	0.6	33,500	59,500		3,400	50				61.7	55.2	61.5	68.9	0.25	
		45TAB10DF (DB)	45	100	20	40	1	0.6	68,000	113,000		2,850	60				74.2	64.2	74	85.4	0.79	
		50TAB10DF (DB)	50	100	20	40	1	0.6	69,500	119,000		2,700	65				78.2	68.2	78	89.4	0.72	
		55TAB10DF (DB)	55	100	20	40	1	0.6	69,500	119,000		2,700	65				78.2	68.2	78	89.4	0.65	
		55TAB12DF (DB)	55	120	20	40	1	0.6	73,000	137,000		2,300	70				92.2	82.2	92	103.4	1.15	
		60TAB12DF (DB)	60	120	20	40	1	0.6	73,000	137,000		2,300	70				92.2	82.2	92	103.4	1.08	

Note (1) r (min) = 0.6 for inner ring.

(2) When bearing sets carry axial load with two or three rows, the numbers should be multiplied by 1.64 or 2.16.

(3) When bearing sets carry axial load with two or three rows, the numbers should be multiplied by 2 or 3.



Tolerances for Inner Ring

Unit: $\mu\text{m}=0.001\text{mm}$

Nominal Bearing Bore Diameter (mm)		Single Plane Mean Bore Diameter Variation $\Delta d_{mp}, \Delta d_s$				Bore Diameter Variation in a Single Radial Plane V_{dp}		Mean Bore Diameter Variation V_{dmp}		Deviation of a Single Inner Ring Width (or a Single Outer Ring Width) $\Delta BS (\Delta cs)$				Width Deviation V_{BS} of Inner Ring V_{BS}		Radial Runout of Assembled Bearing Inner Ring K_{ia}		Side Face Runout S_d with Reference to Bore S_d		Side Face Runout with Reference to Raceway of Assembled Bearing Inner Ring S_{ia} and of Assembled Bearing Outer Ring S_{ea}		Nominal Bearing Bore Diameter (mm)	
		P5		P4		P5	P4	P5	P4	P5		P4		P5	P4	P5	P4	P5	P4				
Over	Incl.	High	Low	High	Low	(Max)	(Max)	(Max)	(Max)	High	Low	High	Low	(Max)	(Max)	(Max)	(Max)	(Max)	(Max)	(Max)	(Max)	Over	Incl.
10	18	0	-5	0	-4	4	3	3	2	0	-80	0	-80	5	2.5	4	2.5	7	3	4	2	10	18
18	30	0	-6	0	-5	5	4	3	2.5	0	-120	0	-120	5	2.5	4	3	8	4	5	2.5	18	30
30	50	0	-8	0	-6	6	5	4	3	0	-120	0	-120	5	3	5	4	8	4	6	2.5	30	50
50	80	0	-9	0	-7	7	5	5	3.5	0	-150	0	-150	6	4	5	4	8	5	7	2.5	50	80

Note (1) These deviations are for single bearing. For combination bearings, multiply these values by row number.

Tolerances for Outer Ring

Unit: $\mu\text{m}=0.001\text{mm}$

Nominal Bearing Outside Diameter (mm)		Single Plane Mean Outside Diameter Variation $\Delta D_{mp}, \Delta D_s$				Outside Diameter Variation in a Single Radial Plane V_{dp}		Mean Outside Diameter Variation V_{dmp}		Width Deviation V_{cs} of Outer Ring V_{cs}		Radial Runout of Assembled Bearing Outer Ring K_{ea}		Outside Inclination of Outer Ring S_D		Nominal Bearing Outside Diameter (mm)	
		P5		P4		P5	P4	P5	P4	P5	P4	P5	P4	P5	P4		
Over	Incl.	High	Low	High	Low	(Max)	(Max)	(Max)	(Max)	(Max)	(Max)	(Max)	(Max)	(Max)	(Max)	Over	Incl.
30	50	0	-7	0	-6	5	5	4	3	5	2.5	7	5	8	4	30	50
50	80	0	-9	0	-7	7	5	5	3.5	6	3	8	5	8	4	50	80
80	120	0	-10	0	-8	8	6	5	4	8	4	10	6	9	5	80	120

Shaft and Housing Tolerance

① For the fit, refer to the following table.

Shaft Fit	h5
Housing Fit	H6

② For the squareness of a shoulder, refer to the following table.

Dimensions of Shaft Diameter and Housing Bore Diameter (mm)		Squareness (μm)
Over	Incl.	
—	80	4
80	120	5

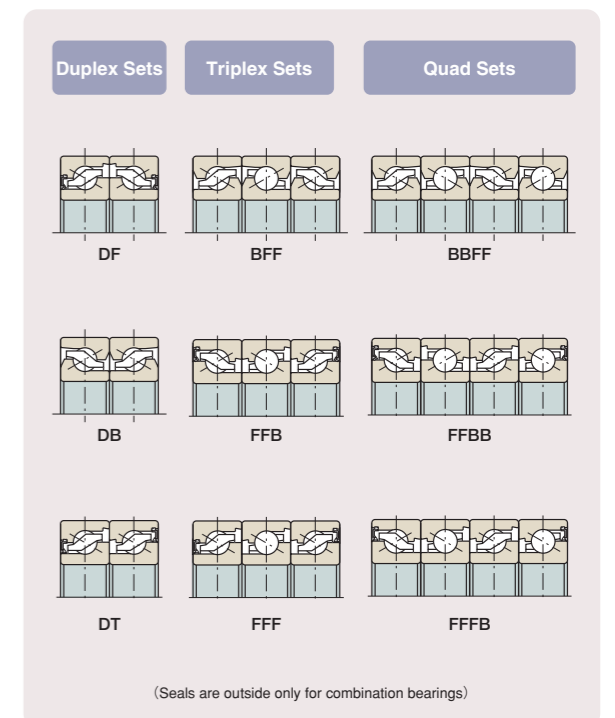
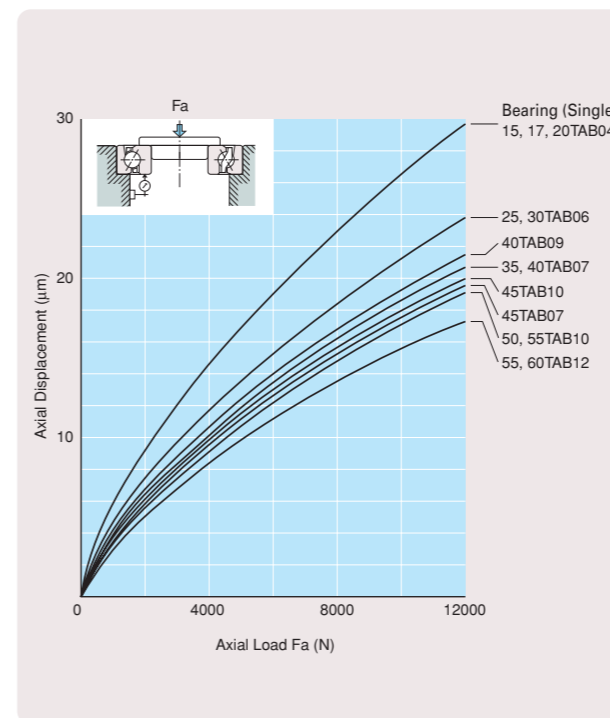
Preload and Axial Spring Constant

1N = 1/9.8kgf

Bearing No.	Preload M (N)				Axial Spring Constant (N/ μm)			
	DF DB	BFF FFB	BBFF FFBB	BFFF FFFB	DF DB	BFF FFB	BBFF FFBB	BFFF FFFB
15TAB04	2,160	2,940	4,310	3,430	735	1,080	1,470	1,320
17TAB04	2,160	2,940	4,310	3,430	735	1,080	1,470	1,320
20TAB04	2,160	2,940	4,310	3,430	735	1,080	1,470	1,320
25TAB06	3,330	4,510	6,670	5,200	981	1,470	1,960	1,910
30TAB06	3,330	4,510	6,670	5,200	981	1,470	1,960	1,910
35TAB07	3,920	5,300	7,840	6,180	1,230	1,770	2,350	2,300
40TAB07	3,920	5,300	7,840	6,180	1,230	1,770	2,350	2,300
40TAB09	5,200	7,060	10,400	8,140	1,320	1,910	2,550	2,500
45TAB07	4,120	5,590	8,240	6,470	1,270	1,910	2,550	2,500
45TAB10	5,980	8,140	12,000	9,410	1,470	2,160	2,890	2,790
50TAB10	6,280	8,530	12,600	9,810	1,520	2,260	3,040	2,940
55TAB10	6,280	8,530	12,600	9,810	1,520	2,260	3,040	2,940
55TAB12	7,060	9,610	14,100	11,100	1,770	2,550	3,480	3,380
60TAB12	7,060	9,610	14,100	11,100	1,770	2,550	3,480	3,380

Basic Dynamic Load Rating

Bearing No.	In Case of Single Row	In Case of Double Rows	In Case of Triple Rows
	Single Brg., DF, DB	DT, BFF, FFB, BBFF, FFBB	FFF, BFFF, FFFB
15TAB04	25,900	42,000	56,000
17TAB04	25,900	42,000	56,000
20TAB04	25,900	42,000	56,000
25TAB06	29,900	48,500	64,500
30TAB06	29,900	48,500	64,500
35TAB07	32,500	53,000	70,000
40TAB07	32,500	53,000	70,000
40TAB09	65,000	105,000	140,000
45TAB07	33,500	54,500	72,500
45TAB10	68,000	111,000	147,000
50TAB10	69,500	113,000	150,000
55TAB10	69,500	113,000	150,000
55TAB12	73,000	119,000	158,000
60TAB12	73,000	119,000	158,000



(Seals are outside only for combination bearings)

Quest

The new NACHI brand "Quest" in Japanese means "Tankyu (in pursuit)" of high performance and reliability. A brand new high performance bearing by NACHI for industrial machinery use. Concentration of material, machining, and lubrication technology of NACHI-Fujikoshi, NACHI offers world's top class quality meeting all demands in bearing like rigidity, durability, quietness and environmental burden.



NACHI-FUJIKOSHI CORP.

Main Office: Shiodome Sumitomo Bldg. 17F, 1-9-2 Higashi-Shinbashi, Minato-ku, Tokyo 105-0021, JAPAN
Phone:03-5568-5111 Fax.03-5568-5206 URL: <http://www.nachi-fujikoshi.co.jp/>

Overseas Sales Companies

NACHI AMERICA INC. HEADQUARTERS

17500 Twenty-Three Mile Road, Macomb, Michigan, 48044, U.S.A.
Phone: +1-586-226-5151 Fax. +1-888-383-8665
URL: <http://www.nachiamerica.com/>

INDIANA BRANCH

715 Pushville Road, Greenwood, Indiana, 46143, U.S.A.
Phone: +1-317-535-5527 Fax. +1-317-535-3659

WEST COAST BRANCH

12652 E. Alondra Blvd. Cerritos, California, 90703, U.S.A.
Phone: +1-562-802-0055 Fax. +1-562-802-2455

MIAMI BRANCH-LATIN AMERICA DIV.

2315 N.W. 107th Ave., Doral, Florida, 33172, U.S.A.
Phone: +1-305-591-0054/0059/2604 Fax. +1-305-591-3110

ATLANTA OFFICE

Six Concourse Parkway, Suite 2995 Atlanta, GA 30328, U.S.A.
Phone: +1-770-393-0270 Fax. +1-770-393-0271

NACHI ROBOTIC SYSTEMS INC.

22285 Roethel Drive, Novi, Michigan, 48375, U.S.A.
Phone: +1-248-305-6545 Fax. +1-248-305-6542

URL: <http://www.nachirobotics.com/>

NACHI CANADA INC.

89 Courtland Ave., Unit No.2, Concord, Ontario, L4K 3T4, CANADA
Phone: +1-905-660-0088 Fax. +1-905-660-1146

NACHI MEXICANA, S.A. DE C.V.

Gral. Mariano Arista No.54, Local 5, Col. Argentina C.P. 11230, Mexico D.F. MEXICO
Phone: +52-55-5386-1396 Fax. +52-55-5386-1336

NACHI EUROPE GmbH

Bischofstrasse 99, 47809, Krefeld, GERMANY
Phone: +49-(0)2151-65046-0 Fax. +49-(0)2151-65046-90

URL: <http://www.nachi.de/>

SPAIN BRANCH

Av. Alberto Alcocer 28, 1-A, 28036, Madrid, SPAIN
Phone: +34-(0)91-302-6440 Fax. +34-(0)91-383-9486

BARCELONA OFFICE

Josep Tarradellas, 58, 1-5, 08029 Barcelona, SPAIN
Phone: +34-(0)93-430-6247 Fax. +34-(0)93-419-0897

CZECH BRANCH

Mostni 73, kolín 4, 28002, CZECH
Phone: +420-321-710-200 Fax. +420-321-710-200

U.K. BRANCH

Unit 7, Junction Six Industrial Estate, Electric Avenue,
Birmingham B6 7JJ, U.K.
Phone: +44-(0)121-250-1890 Fax. +44-(0)121-250-1899

NACHI-FUJIKOSHI CORP. ITALY REPRESENTATIVE OFFICE

Via delle Lame 75, 3° piano-interno 8 40122, Bologna, ITALY
Phone: +39-051-649-4808 Fax. +39-051-528-2149

NACHI-FUJIKOSHI CORP. THAILAND REPRESENTATIVE OFFICE

Chai-ho Wongwaiwat Bldg. 889 Srinakarin Road, Samutprakarn, THAILAND 10270
Phone: +66-2-748-7322-4 Fax. +66-2-748-7325

NACHI SINGAPORE PTE. LTD.

No.2 Joo Koon Way, Jurong Town, Singapore 628943, SINGAPORE
Phone: +65-65587393 Fax. +65-65587371

VIETNAM OFFICE

Room 1608, 16/F Saigon Tower 29 Le Duan Street, District 1,
Ho Chi Minh City, VIETNAM
Phone: +84-8-823-6299 Fax. +84-8-823-6288

FUJIKOSHI-NACHI (MALAYSIA) SDN. BHD.

No.17, Jalan USJ 21/3, 47630 UEP Subang Jaya, Selangor Darul Ehsan,
MALAYSIA
Phone: +60-(0)3-80247900 Fax. +60-(0)3-80235884

P.T.NACHI INDONESIA

Jl.H.R.Rasuna Said Kav.X-O Kuningan, Jakarta 12950, INDONESIA
Phone: +62-021-527-2841 Fax. +62-021-527-3029

NACHI PILIPINAS INDUSTRIES, INC.

1st Avenue, Manalac Compound, Sta. Maria Industrial Estate, Bagumbayan,
Taguig, Metro Manila, PHILIPPINES
Phone: +63-(0)2-838-3620 Fax. +63-(0)2-838-3623

MANILA OFFICE

Km23 East Service Road, Capang Muntinlupa, City Metro Manila,
PHILIPPINES
Phone: +63-(0)2-850-0864 Fax. +63-(0)2-850-0864

那智不二越(上海)貿易有限公司

NACHI (SHANGHAI) CO., LTD.

Rm No.1602, Ocean Towers No. 550, Yanan Road.E. Huangpu District,
Shanghai 200001, CHINA
Phone: +86-(0)21-6360-3680 Fax. +86-(0)21-6360-3682

NACHI-FUJIKOSHI CORP. TAIPEI REPRESENTATIVE OFFICE

3F No.276, Sec3, Chung Ching N. Road, Taipei, TAIWAN
Phone: +886-(0)2-2596-0118 Fax. +886-(0)2-2596-5346

NACHI-FUJIKOSHI CORP. KOREA REPRESENTATIVE OFFICE

2F Dongsan Bldg. 276-4, Sungsu 2GA-3DONG Sungdong-Ku. Seoul 133-123,
KOREA
Phone: +82-(0)2-469-2254 Fax. +82-(0)2-469-2264

NACHI (AUSTRALIA) PTY. LTD.

Unit 1, 23-29 South Street, Rydalmere, N.S.W, 2116, AUSTRALIA
Phone: +61-(0)2-9898-1511 Fax. +61-(0)2-9898-1678

URL: <http://www.nachi.com.au/>

Overseas Manufacturing Companies

NACHI TECHNOLOGY INC.

713 Pushville Road, Greenwood, Indiana, 46143, U.S.A.
Phone: +1-317-535-5000 Fax. +1-317-535-8484

URL: <http://nachitech.com/>

NACHI MACHINING TECHNOLOGY CO.

17500 Twenty-three Mile Road, Macomb, Michigan, 48044, U.S.A.
Phone: +1-586-263-0100 Fax. +1-586-263-4571

URL: <http://www.nachimtc.com/>

NACHI BRASIL LTDA.

Avenida João XX III, No.2330, Jardim São Pedro, Mogi das Cruzes, S.P.,
BRAZIL, CEP 08830-000
Phone: +55-11-4793-8800 Fax. +55-11-4793-8870

URL: <http://www.nachi.com.br/>

NACHI INDUSTRIAL, S.A.

Poligono Industrial, El Montalvo, Parcelas 74 y 75, 37080 Salamanca,
SPAIN
Phone: +34-(0)923-19-0516 Fax. +34-(0)923-19-0527

NACHI CZECH S.R.O.

Prumyslova 2732, 440 01 Louny, CZECH
Phone: +420-415-930-930 Fax. +420-415-930-940

NACHI TECHNOLOGY (THAILAND) CO., LTD.

3/16 M, 2, Rojana Industrial Estate Nongbua, Ban Khai, Rayong, 21120,
THAILAND
Phone: +66-38-961-682 Fax. +66-38-961-683

NACHI INDUSTRIES PTE. LTD.

No.2 Joo Koon Way, Jurong Town, Singapore 628943, SINGAPORE
Phone: +65-68613944 Fax. +65-68611153

URL: <http://www.nachinip.com.sg/>

達越工業股份有限公司

NACHI C.Y. CORP.

No.109, Kao Young North Rd, Lung-Tan Hsin, Tao-Yuan Hsien, TAIWAN
Phone: +886-(0)3-471-7651 Fax. +886-(0)3-471-8402

東莞達越精密軸承有限公司

DONGGUAN NACHI C.Y. CORPORATION

Dangyong Village, Hongmei Town Dongguan City, Guangdong, CHINA
Phone: +86-(0)769-843-1300 Fax. +86-(0)769-843-1330

上海不二越精密軸承有限公司

SHANGHAI NACHI BEARINGS CO., LTD.

258, Fengmao Rd. Malu Town, Jiading, Shanghai, CHINA
Phone: +86-(0)21-6915-6200 Fax. +86-(0)21-6915-6202

大成・NACHI油圧工業(株)

DAESUNG-NACHI HYDRAULICS CO., LTD.

289-22, Yousan-Dong, Yangsan-Si Kyungnam 626-800, KOREA
Phone: +82-(0)55-385-7891-3 Fax. +82-(0)55-384-3270

The appearance and specifications may be changed without prior notice if required to improve performance.

Every care has been taken to ensure the accuracy of the information contained in this catalog but no liability can be accepted for any errors or omissions.

CATALOG NO.

B1036E

Printed in Japan 2006.2.V-MIZUNO