



CRES
CORROSION RESISTANT ENGINEERED SOLUTIONS







CRES Bearings

Corrosion Resistant Engineered Solutions (CRES) bearings address various industries and applications by providing multiple solutions utilizing a variety of materials and sealing elements. CRES bearings assist customers in meeting HACCP (Hazardous Analysis and Critical Control Point) procedures and stringent plant cleaning requirements including both CIP (Clean in Place) and SIP (Steam in Place).




CRES Bearing Selection Guide

CRES Bearings




Cam Followers

Brand	Image	Series	Style	Duty	Type
McGill		CRES CAMROL	CF-CR	Standard	Stud
			CCF-CR		
			CFE-CR		
			CCFE-CR		
			CYR-CR		
			CCYR-CR		Yoke

Mounted Roller Bearings

Brand	Image	Series	Housing Style	Duty
Sealmaster		RPB-C2 CR	Two Bolt Pillow Block	Standard
		RPB-C4 CR	Four Bolt Pillow Block	
		RFB-CR	Four Bolt Flange	

Mounted Ball Bearings

Brand	Image	Series	Housing Style	Duty
Sealmaster		CRPS-PN	Pillow Block	Standard
		CRFS-PN	Four Bolt Flange	
		CRFTS-PN	Two Bolt Flange	



















O.D.	Eccentric	Mounting	MATERIAL		Seal	SIZE RANGE		Section Name	Pages
			Inner and Outer Material	Rolling Element Material		Inch			
Cylindrical	N/A	Hex Hole	440C Stainless Steel	440C Stainless Steel	LUBRI-DISC (up through 7/8" size)	3/4" - 2 1/4"	CRES Cam Follower	K-13 to K-16	
Crowned									
Cylindrical	Eccentric								
Crowned									
Cylindrical	N/A	Yoke Style							
Crowned									

LOCK TYPE		MATERIAL			SIZE RANGE		Section Name	Pages
Single Lock Collar	Double Lock Collar	Inner and Outer Material	Rolling Element Material	Seal	Inch	Metric		
RPBA-C2 CR	RPB-C2 CR	Inner Ring: 52100 Steel	52100 Steel	Contact	1 3/16" - 3 1/2"	35 mm - 95 mm	RPB-CR Series Mounted Roller Bearings	K-23 to K-24
RPBA-C4 CR	RPB-C4 CR				2 1/4" - 5"	60 mm - 125 mm		K-25 to K-26
RFBA-CR	RFB-CR				1 3/16" - 4"	35 mm - 105 mm		K-27 to K-28

LOCK TYPE		MATERIAL			SIZE RANGE		Section Name	Pages	
Setscrew	Concentric	Housing Material	Inner and Outer Material	Rolling Element Material	Seal	Inch			Metric
CRPS-PN	CRPS-PN-T	316 Stainless Steel	Phosphorus Nickel Coated 52100 Steel	52100 Steel	High Performance Seal (HPS)	3/4" - 2 7/16"	20 mm - 60 mm	PN Gold Mounted Ball Bearings	K-35 to K-36
CRFS-PN	CRFS-PN-T					3/4" - 2 7/16"	20 mm - 60 mm		K-37 to K-38
CRFTS-PN	CRFTS-PN-T					3/4" - 2 3/16"	20 mm - 55 mm		K-39 to K-40

CRES Bearing Selection Guide Cont.

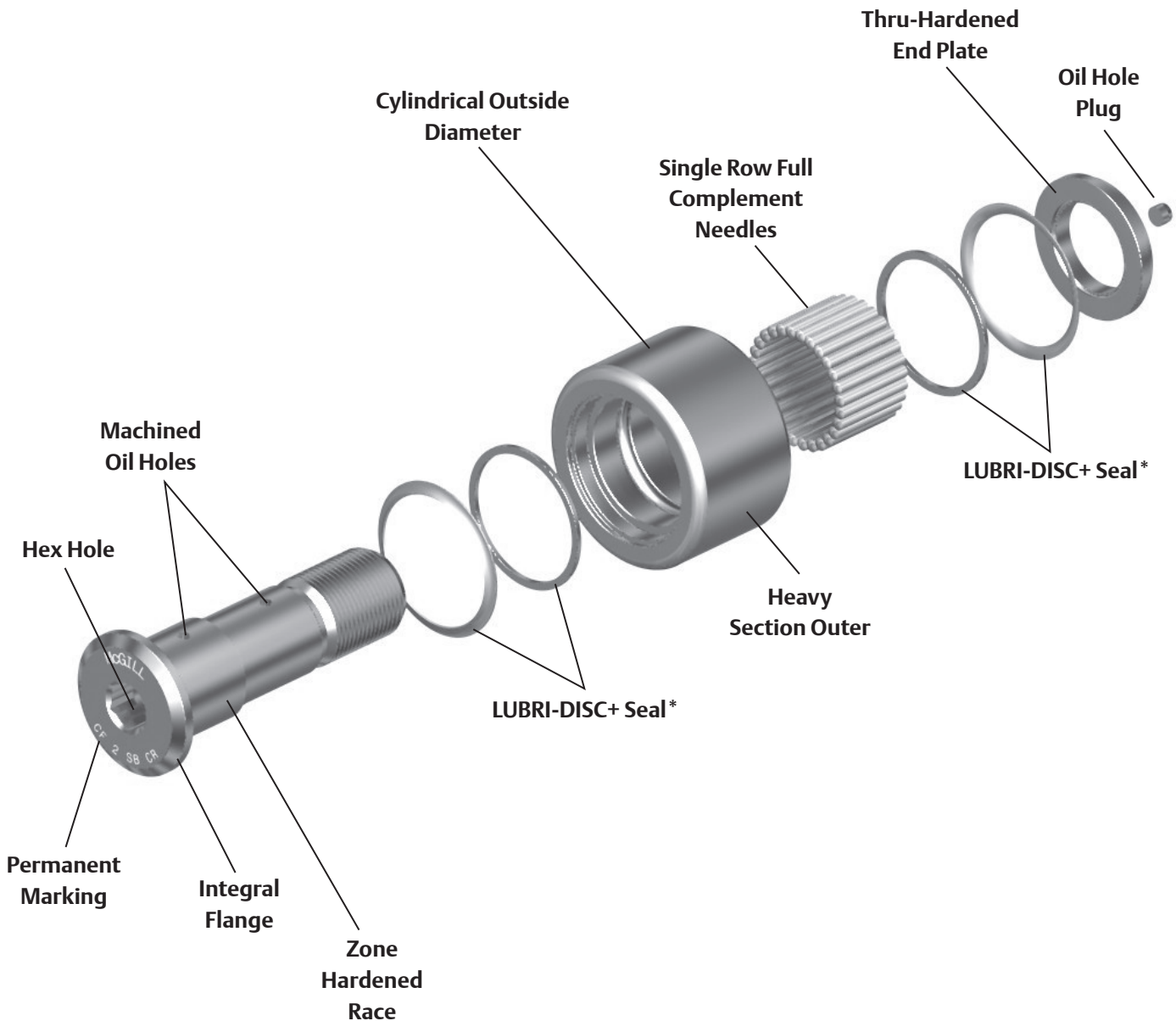
Mounted Ball Bearings

Brand	Image	Series	Housing Style	Duty
Sealmaster		CRBFRS-PN	Four Bolt Flange Reduced	Standard
		CRBFTRS-PN	Two Bolt Flange Reduced	
		CRFBS-PN	Flange Bracket	
		CRPC-PN	Pillow Block	
		CRTBC-PN	Tapped Base Pillow Block	
		CRFC-PN	Four Bolt Flange	
		CRFTC-PN	Two Bolt Flange	
		CRPLF-PN	Pillow Block - Low Base	
		CRTBF-PN	Tapped Base Pillow Block	
		CRFCF-PN	Piloted Flange Cartridge	
		CREHBF-PN	Hanger Bearing - External Lube	
		CRSTF-PN	Wide Slot Take Up	
		PN	Insert	
		ERX-PN	ER Style	
		NP-C CR	Pillow Block	
		SF-C CR	Four Bolt Flange	
		SFT-C CR	Two Bolt Flange	
		FB-C CR	Flange Bracket	

LOCK TYPE		MATERIAL			SIZE RANGE		Section Name	Pages	
Setscrew	Concentric	Housing Material	Inner and Outer Material	Rolling Element Material	Seal	Inch			Metric
	CRBFRS-PN-T	316 Stainless Steel	Phosphorus Nickel Coated 52100 Steel	52100 Steel	High Performance Seal (HPS)	1 7/16" - 1 1/2"	40 mm	PN Gold Mounted Ball Bearings	K-41
	CRBFTRS-PN-T					1 7/16" - 1 1/2"	40 mm		K-42
CRFBS-PN	CRFBS-PN-T					3/4" - 1 7/16"	20 mm - 35 mm		K-43 to K-44
CRPC-PN	CRPC-PN-T	High Strength Composite				3/4" - 1 1/2"	20 mm - 40 mm		K-45 to K-46
CRTBC-PN	CRTBC-PN-T					3/4" - 1 1/2"	20 mm - 40 mm		K-47 to K-48
CRFC-PN	CRFC-PN-T					3/4" - 1 1/2"	20 mm - 40 mm		K-49 to K-50
CRFTC-PN	CRFTC-PN-T					3/4" - 1 1/2"	20 mm - 40 mm		K-51 to K-52
CRPLF-PN						Fluoropolymer Coated Cast Iron	1" - 2 3/16"		30 mm - 55 mm
CRTBF-PN		3/4" - 2"					20 mm - 50 mm		K-54
CRFCF-PN		1 3/16" - 2 7/16"					30 mm - 60 mm		K-55
CREHBF-PN		1" - 2 7/16"							K-56
CRSTF-PN		3/4" - 2 7/16"					20 mm - 60 mm		K-57
PN	PN-T	N/A							
ERX-PN	ERX-PN-T						1/2" - 2 1/2"	20 mm - 60 mm	ERX-TREME PN Gold Style Ball Bearings
NP-C CR	N/A	316 Stainless Steel	Black Oxide 52100 Steel	52100 Steel	Single Lip Rubber Contact Seal	3/4" - 2 7/16"		CR Gold Mounted Ball Bearings	K-71
SF-C CR						3/4" - 2 7/16"			K-72
SFT-C CR						3/4" - 2 3/16"			K-73
FB-C CR						3/4" - 1 7/16"			K-74

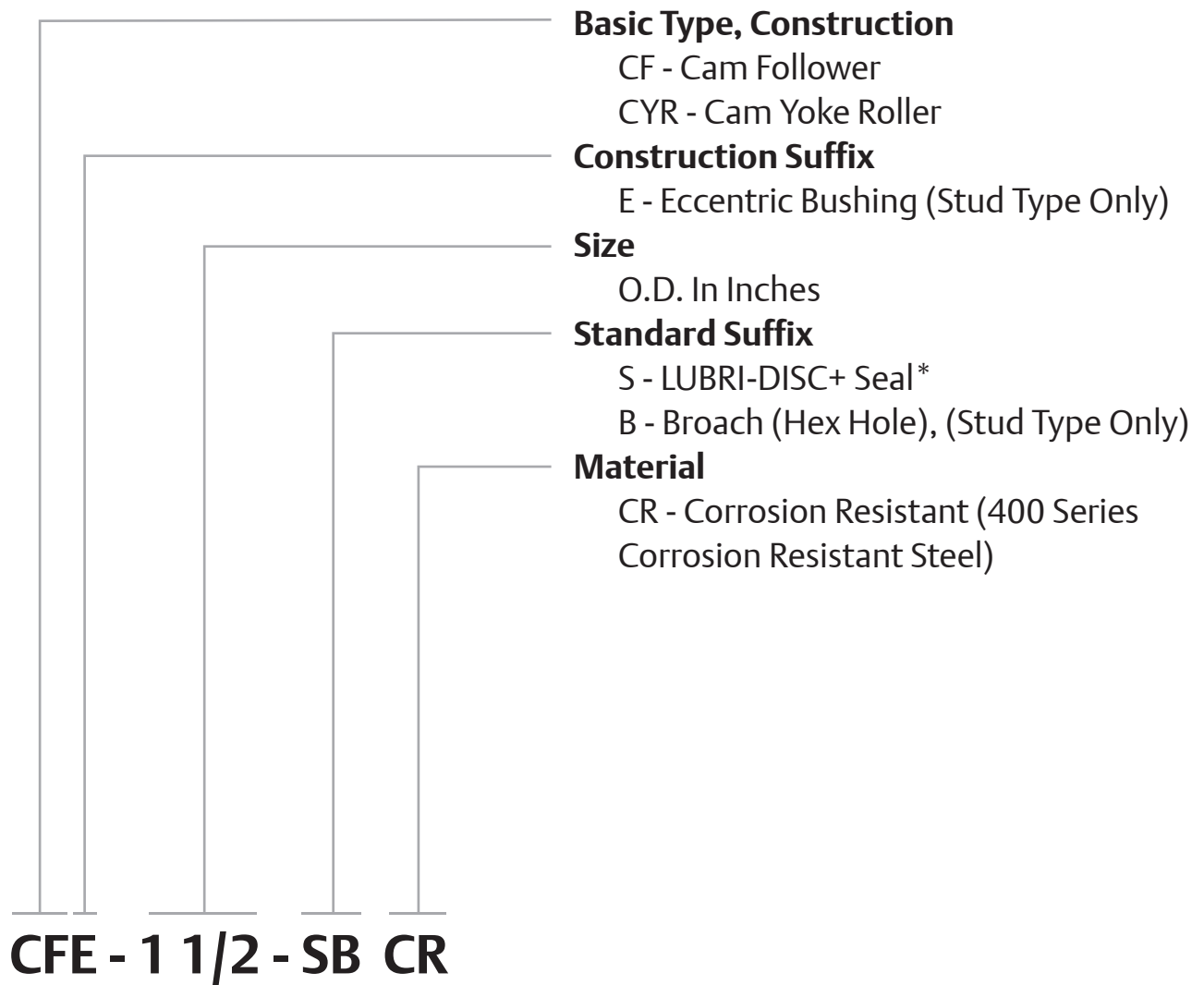
McGill CRES Cam Follower Bearings

McGill CAMROL® bearings are full complement needle bearings featuring 400 series corrosion resistant steel material and are available in two basic mounting styles for use mechanical automation or linear motion applications. Our basic features each contribute to superior performance, while the LUBRI-DISC® and LUBRI-DISC +® seal feature helps prevent metal to metal contact within the bearing while providing a barrier for contaminant entry while still providing blowout protection when relubricating. In addition to the seal feature these bearings are available with several dimensional choices and combinations to provide a specific solution for the application. Within the following section you can learn more about these features and how they can be applied to your application.



*LUBRI-DISC+ seal is used on bearings with a 1" O.D. and larger. Smaller sizes use LUBRI-DISC seals.

Cam Follower CRES Nomenclature




* LUBRI-DISC+ seal is used on bearings with a 1" O.D. and larger. Smaller sizes use LUBRI-DISC seals.

Features and Benefits




400 Series Corrosion Resistant Steel

Manufactured from bearing quality 400 series corrosion resistant steel components for improved resistance to both external and internal corrosion. CRES CAMROL bearings are dimensionally interchangeable with standard CAMROL® bearings and easily identifiable with "CR" designation




Single Row Full Complement Needle Rollers

The small roller diameter to length ratio of needle rollers provides the maximum amount of rollers, with minimal radial section, which helps support radial loads with minimal deflection. The CRES series also incorporate 400 series corrosion resistant steel needles providing a balance between corrosion resistance and bearing capacity.




Heavy Section Outer

The heavy section outer helps support radial loading and provide proper rolling element support.



LUBRI-DISC+ SEAL


The LUBRI-DISC®+ seal is provided in sizes 1" and larger and offers a lip wiping seal for improved protection against liquid contamination while maintaining all the benefits of a standard Lubri-Disc® seal. The enhanced seal helps provide up to five times better protection against water entry due to wash down. The CAMROL standard for seals, the Lubri-Disc seal not only helps keep contaminants out and lubrication in the bearing, but with an integral back plate to separate the metal to metal contact between the outer ring and endplate(s) or flange. The back plate feature reduce friction resulting in lower operating temperatures which can extend grease life and allowing for higher operating speeds. Our seal also includes vents to help prevent seal blowout during relubrication, while the outer raceway is machined with a reservoir for additional lubricant capacity. The Lubri-Disc+ seal balances sealing, lubricant capacity, and low drag operation essential to a precision cam follower suited for most industrial applications requiring a corrosion resistant solution.



Cylindrical Outside Diameter (OD)

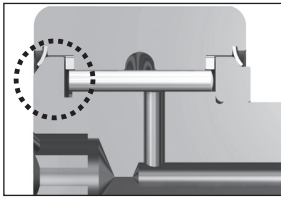
The cylindrical OD can improve performance in certain applications such as improved track capacity by maximizing the contact area with the track.

Features and Benefits continued



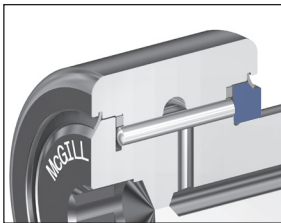
Zone Hardened Raceways

Inner studs are induction heat treated in the roller path and flange surfaces only. The remainder of the stud has a mild hardness (generally below 46HRC) resulting in a ductile stem that provides toughness.



Integral Flange

The integral flange helps maintain bearing integrity throughout the bearing life. Zone hardened to provide wear resistance from incidental contact with the outer or rollers, and provides a sealing surface for the LUBRI-DISC[®] or LUBRI-DISC+[®] seal.



Hardened Endplate


Similar to the flange, the endplate must provide a seal surface for the seal and resist wear from incidental contact with the outer or rollers. The hardened and ground endplate provides a sealing surface for the LUBRI-DISC[®] or LUBRI-DISC+[®] seal.

Factory Grease Fill

The cam follower and cam yoke roller bearings are factory lubricated with H1 food grade grease. Contact Application Engineering when application conditions require special lubricants.



Features and Benefits continued



Lubrication Holes

Depending on size, McGill CAMROL bearings may include lubrication holes to accept a standard drive fitting or included oil hole plug(s). The oil hole plug is recommended for closing unused hole to help protect against bearing contamination or lubrication loss.



Permanent Marking

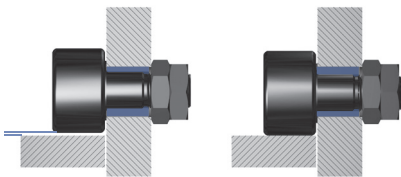
Part number permanently marked on bearing face, helps bearing identification after years of service.



Hole Plug (s)

All McGill Cam followers include 1-2 (depending on # of holes) lubrication hole plugs to help provide proper lubrication path to the rolling elements and prevent contamination from entering the bearing through an unused hole.

Options



Eccentric Stud

Eccentric stud option provides a means of adjusting the radial position of the bearing which can improve the load sharing of inline bearing combinations. Cam follower load sharing helps reduce operation costs by reducing premature failures due to overloaded bearings, the need of precise mounting hole location tolerances and providing ability to realign bearing due to track wear.

Custom Capabilities

- *Customer Specified factory grease fill*
- *Grease Fitting Installed*
- *Stud or thread length modifications*
- *Roller diameter variations or tolerances*
- *Cam followers grouped or matched diameter tolerance / run out sets*
- *Custom engineered to order designs*

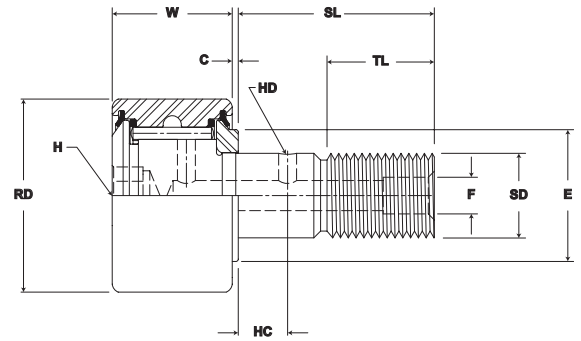


McGILL® CRES CAMROL Bearings

CRES Bearings



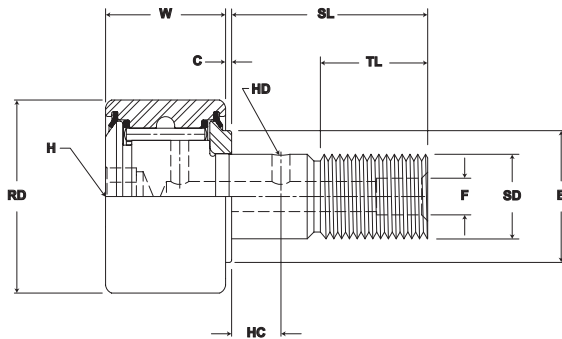
- Basic Construction Type:** Stud Type 400 Series Stainless Steel
- Rolling Elements:** Full Complement Needle 400 Series Corrosion Resistant Steel
- Seal Type:** LUBRI-DISC (7/8" & smaller)
LUBRI-DISC+ (1" & larger)
- Lubrication:** H1 Food Grade Grease
- System Configuration:** Concentric / Eccentric Stud
- Mounting Feature:** Hex Hole
- Dimensional Interchange:** Standard Camrol



CF-CR Series

Part No.	RD		W		SD		SL	C	TL	L	ECC	G	BD	Track Roller Dynamic Rating	Track Roller Static Rating
	Roller Diameter		Roller Width		Stud Diameter		Stud Length	Endplate Extension	Minimum Thread Length	Length Overall	Eccentric				
	inch	mm	inch	mm	inch	mm	inch	mm	inch	mm	inch	mm	mm		
	Nom.	Tol.	Nom.	Tol.	Nom.	Tol.	(Ref)	(Ref)	(Ref)	(Ref)	(Ref)	+0/-.001	±.001	lb/N	lb/N
CF 1/2 SB CR	.500	+0/-.001	.375	+0/-.001	.190	+0/-.001	.625	.03	.25	1.03	N/A	N/A	N/A	610 2,730	300 1,340
CFE 1/2 SB CR	12.70	+0/-0.03	9.53	+0/-0.03	4.826	+0/-0.03	15.88	.8	6.35	26.2	.010	.375	.25		
CF 9/16 SB CR	.5625	+0/-.001	.375	+0/-.001	.190	+0/-.001	.625	.03	.25	1.03	N/A	N/A	N/A	610 2,730	300 1,340
CFE 9/16 SB CR	14.29	+0/-0.03	9.53	+0/-0.03	4.826	+0/-0.03	15.88	.8	6.35	26.2	.010	.375	.25		
CF 5/8 SB CR	.625	+0/-.001	.438	+0/-.001	.250	+0/-.001	.750	.03	.3125	1.22	N/A	N/A	N/A	860 3,850	600 2,680
CFE 5/8 SB CR	15.88	+0/-0.03	11.13	+0/-0.03	6.35	+0/-0.03	19.05	.8	7.94	30.9	.015	.437	.375		
CF 11/16 SB CR	.6875	+0/-.001	.438	+0/-.001	.250	+0/-.001	.750	.03	.3125	1.22	N/A	N/A	N/A	860 3,850	600 2,680
CFE 11/16 SB CR	17.46	+0/-0.03	11.13	+0/-0.03	6.35	+0/-0.03	19.05	.8	7.94	30.9	.015	.437	.375		
CF 3/4 SB CR	.750	+0/-.001	.500	+0/-.001	.375	+0/-.001	.875	.03	.375	1.41	N/A	N/A	N/A	1,500 6,672	1,580 7,028
CFE 3/4 SB CR	19.05	+0/-0.03	12.70	+0/-0.03	9.53	+0/-0.03	22.2	.8	9.5	35.7	.015	.500	.500		
CF 7/8 SB CR	.875	+0/-.001	.500	+0/-.001	.375	+0/-.001	.875	.03	.375	1.41	N/A	N/A	N/A	1,500 6,672	1,580 7,028
CFE 7/8 SB CR	22.23	+0/-0.03	12.70	+0/-0.03	9.53	+0/-0.03	22.2	.8	9.5	35.7	.015	.500	.500		
CF 1 SB CR	1.000	+0/-.001	.625	+0/-.001	.4375	+0/-.001	1.00	.03	.50	1.66	N/A	N/A	N/A	1,800 8,006	2,040 9,074
CFE 1 SB CR	25.40	+0/-0.03	15.88	+0/-0.03	11.11	+0/-0.03	25.4	.8	12.7	42.1	.030	.500	.625		
CF 1 1/8 SB CR	1.125	+0/-.001	.625	+0/-.001	.4375	+0/-.001	1.00	.03	.50	1.66	N/A	N/A	N/A	1,800 8,006	2,040 9,074
CFE 1 1/8 SB CR	28.58	+0/-0.03	15.88	+0/-0.03	11.11	+0/-0.03	25.4	.8	12.7	42.1	.030	.500	.625		

Note:
 1. Clamping torque is based on lubricated threads. If threads are dry, double the value listed.
 2. Since load, lubrication method, temperature and other factors affect the maximum operating speed, it is impossible to determine precise limiting speeds. The listed limiting speeds are based on lightly loaded bearings having adequate lubrication and are listed only as a design guide. More frequent relubrication is required when operating at higher speeds. Actual bearing testing in the specific application should be conducted if the operating speed approaches the listed limiting speed.
 3. Use track roller dynamic load rating for life calculations. Maximum dynamic load should not exceed 50% of track roller dynamic load rating. If radial load and/or root mean load exceed 50% of track roller dynamic load rating, life calculations must be reviewed by Application Engineering. If dynamic loads exceed 25% of basic dynamic rating, consideration should be given to use of CYR CRES series CAMROL bearing. For more information please contact Application Engineering (800) 626-2093.
 4. The track roller static load rating is based on stud strength. Exceeding the static load rating may impair subsequent dynamic operation.



CF-CR Series

Part No.	HC	HD	F	H	E	Ro	Housing Bore Diameter		Thread Type	Clamping Torque	Limiting Speed	WT	
	Hole Center	Radial Hole Diameter	Lub. Hole Dia / Fitting	Hex Hole Suffix XX-B	Min Boss Diameter	Outer Corner Radius				in-lb Nm	RPM	Bearing Weight	
	inch mm	inch mm	inch mm	inch mm	inch mm	inch mm	inch mm					lb/kg	
	(Ref)	(Ref)	(Ref)	(Ref)	(Ref)	(Ref)	Nom.	Tol.					
CF 1/2 SB CR	-	-	-	.125	.29	.015	.1903	+.0002/-0.0003	10-32	8.9	11,500	.04	
CFE 1/2 SB CR				3.175	7.5	.38	4.833	+.0005/-0.0008					.253
CF 9/16 SB CR	-	-	-	.125	.29	.015	.1903	+.0002/-0.0003	10-32	8.9	10,000	.04	
CFE 9/16 SB CR				3.175	7.5	.38	4.833	+.0005/-0.0008					.253
CF 5/8 SB CR	-	-	-	.125	.36	.015	.2503	+.0002/-0.0003	1/4-28	18.2	9,200	.05	
CFE 5/8 SB CR				3.175	9.1	.38	6.358	+.0005/-0.0008					.378
CF 11/16 SB CR	-	-	-	.125	.36	.015	.2503	+.0002/-0.0003	1/4-28	18.2	8,300	.06	
CFE 11/16 SB CR				3.175	9.1	.38	6.358	+.0005/-0.0008					.378
CF 3/4 SB CR	.25	.09	.19	.1875	.500	.02	.3753	+.0002/-0.0003	3/8-24	48.5	6,400	.07	
CFE 3/4 SB CR	6.4	2.4	4.8	5	12.70	.4	9.533	+.0005/-0.0008					.503
CF 7/8 SB CR	.25	.09	.19	.1875	.500	.02	.3753	+.0002/-0.0003	3/8-24	48.5	5,400	.09	
CFE 7/8 SB CR	6.4	2.4	4.8	5	12.70	.4	9.533	+.0005/-0.0008					.503
CF 1 SB CR	.25	.09	.19	.250	.64	.03	.4378	+.0002/-0.0003	7/16-20	125.14	4,800	.17	
CFE 1 SB CR	6.4	2.4	4.8	6.4	16.3	.8	11.120	+.0005/-0.0008					.628
CF 1 1/8 SB CR	.25	.09	.19	.250	.64	.03	.4378	+.0002/-0.0003	7/16-20	125.14	3,400	.19	
CFE 1 1/8 SB CR	6.4	2.4	4.8	6.4	16.3	.8	11.120	+.0005/-0.0008					.628

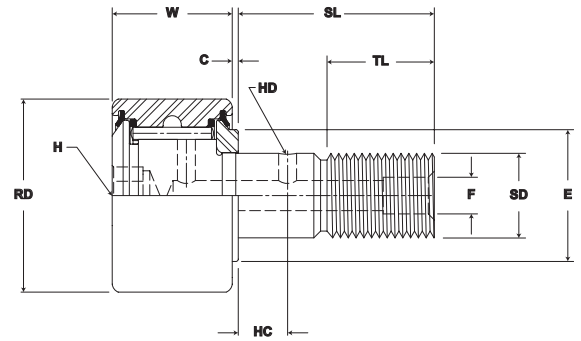
Metric dimensions for reference only.
 Not all parts are available from stock. Please contact customer service for availability (800) 626-2120.
 For more information on bearing capabilities outside of our standard offering, please contact Application Engineering (800) 626-2093.

McGILL® CRES CAMROL Bearings

CRES Bearings



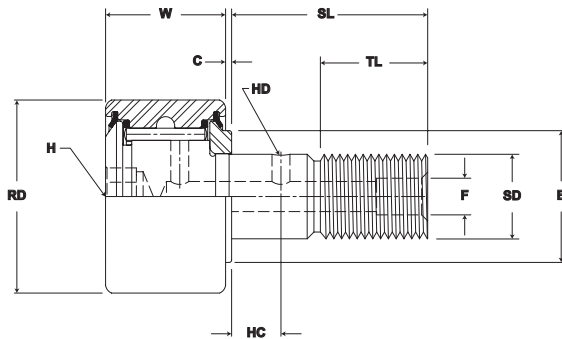
- Basic Construction Type:** Stud Type 400 Series Stainless Steel
- Rolling Elements:** Full Complement Needle 400 Series Corrosion Resistant Steel
- Seal Type:** LUBRI-DISC (7/8" & smaller)
LUBRI-DISC+ (1" & larger)
- Lubrication:** H1 Food Grade Grease
- System Configuration:** Concentric / Eccentric Stud
- Mounting Feature:** Hex Hole
- Dimensional Interchange:** Standard Camrol



CF-CR Series (continued)

Part No.	RD		W		SD		SL	C	TL	L	ECC	G	BD	Track Roller Dynamic Rating	Track Roller Static Rating
	Roller Diameter		Roller Width		Stud Diameter		Stud Length	Endplate Extension	Minimum Thread Length	Length Overall	Eccentric				
	inch mm		inch mm		inch mm		inch mm	inch mm	inch mm	inch mm	inch mm				
	Nom.	Tol.	Nom.	Tol.	Nom.	Tol.	(Ref)	(Ref)	(Ref)	(Ref)	(Ref)	+0/-.001	±.001		
CF 1 1/4 SB CR	1.250	+0/-.001	.750	+0/-.001	.500	+0/-.001	1.25	.03	.625	2.03	N/A	N/A	N/A	2,300	3,650
CFE 1 1/4 SB CR	31.75	+0/-.03	19.05	+0/-.03	12.70	+0/-.03	31.8	.8	15.9	51.6	.030	.625	.687		
CF 1 3/8 SB CR	1.375	+0/-.001	.750	+0/-.001	.500	+0/-.001	1.25	.03	.625	2.03	N/A	N/A	N/A	2,300	3,650
CFE 1 3/8 SB CR	34.93	+0/-.03	19.05	+0/-.03	12.70	+0/-.03	31.8	.8	15.9	51.6	.030	.625	.687		
CF 1 1/2 SB CR	1.500	+0/-.001	.875	+0/-.001	.625	+0/-.001	1.50	.03	.75	2.41	N/A	N/A	N/A	4,000	4,400
CFE 1 1/2 SB CR	38.10	+0/-.03	22.23	+0/-.03	15.88	+0/-.03	38.1	.8	19.1	61.1	.030	.75	.875		
CF 1 5/8 SB CR	1.625	+0/-.001	.875	+0/-.001	.625	+0/-.001	1.50	.03	.75	2.41	N/A	N/A	N/A	4,000	4,400
CFE 1 5/8 SB CR	41.28	+0/-.03	22.23	+0/-.03	15.88	+0/-.03	38.1	.8	19.1	61.1	.030	.75	.875		
CF 1 3/4 SB CR	1.750	+0/-.001	1.000	+0/-.001	.750	+0/-.001	1.75	.03	.875	2.78	N/A	N/A	N/A	6,000	5,550
CFE 1 3/4 SB CR	44.45	+0/-.03	25.40	+0/-.03	19.05	+0/-.03	44.5	.8	22.2	70.6	.030	.875	1		
CF 1 7/8 SB CR	1.875	+0/-.001	1.000	+0/-.001	.750	+0/-.001	1.75	.03	.875	2.78	N/A	N/A	N/A	6,000	5,550
CFE 1 7/8 SB CR	47.63	+0/-.03	25.40	+0/-.03	19.05	+0/-.03	44.5	.8	22.2	70.6	.030	.875	1		
CF 2 SB CR	2.000	+0/-.001	1.250	+0/-.001	.875	+0/-.001	2.00	.03	2.00	3.28	N/A	N/A	N/A	8,200	6,750
CFE 2 SB CR	50.80	+0/-.03	31.75	+0/-.03	22.23	+0/-.03	50.8	.8	50.8	83.3	.030	1	1.187		
CF 2 1/4 SB CR	2.250	+0/-.001	1.250	+0/-.001	.875	+0/-.001	2.00	.03	2.00	3.28	N/A	N/A	N/A	8,200	6,750
CFE 2 1/4 SB CR	57.15	+0/-.03	31.75	+0/-.03	22.23	+0/-.03	50.8	.8	50.8	83.3	.030	1	1.187		

Note:
 1. Clamping torque is based on lubricated threads. If threads are dry, double the value listed.
 2. Since load, lubrication method, temperature and other factors affect the maximum operating speed, it is impossible to determine precise limiting speeds. The listed limiting speeds are based on lightly loaded bearings having adequate lubrication and are listed only as a design guide. More frequent relubrication is required when operating at higher speeds. Actual bearing testing in the specific application should be conducted if the operating speed approaches the listed limiting speed.
 3. Use track roller dynamic load rating for life calculations. Maximum dynamic load should not exceed 50% of track roller dynamic load rating. If radial load and/or root mean load exceed 50% of track roller dynamic load rating, life calculations must be reviewed by Application Engineering. If dynamic loads exceed 25% of basic dynamic rating, consideration should be given to use of CYR CRES series CAMROL bearing. For more information please contact Application Engineering (800) 626-2093.
 4. The track roller static load rating is based on stud strength. Exceeding the static load rating may impair subsequent dynamic operation.



CF-CR Series (continued)

Part No.	HC	HD	F	H		E	Ro	Housing Bore Diameter		Thread Type	Clamping Torque	Limiting Speed	WT				
				Hole Center	Radial Hole Diameter			Lub. Hole Dia / Fitting	Hex Hole Suffix XX-B					Min Boss Diameter	Outer Corner Radius	inch mm	
																inch mm	
																(Ref)	(Ref)
CF 1 1/4 SB CR	.31	.09	.19	.250	.76	.03	.5003 12.708	+.0002/-0.0003 +.0005/-0.0008	1/2-20	175 20	3,100	.30 .14					
CFE 1 1/4 SB CR	7.9	2.4	4.8	6.4	19.4	.8	.690 17.53	+0.001/-0.001 +0.025/-0.025									
CF 1 3/8 SB CR	.31	.09	.19	.250	.76	.05	.5003 12.708	+.0002/-0.0003 +.0005/-0.0008	1/2-20	175 20	2,800	.35 .16					
CFE 1 3/8 SB CR	7.9	2.4	4.8	6.4	19.4	1.2	.690 17.53	+0.001/-0.001 +0.025/-0.025									
CF 1 1/2 SB CR	.38	.09	.19	.3125	.89	.06	.6253 15.883	+.0002/-0.0003 +.0005/-0.0008	5/8-18	325 37	2,500	.52 .24					
CFE 1 1/2 SB CR	9.5	2.4	4.8	7.9	22.6	1.6	.878 22.30	+0.001/-0.001 +0.025/-0.025									
CF 1 5/8 SB CR	.38	.09	.19	.3125	.89	.06	.6253 15.883	+.0002/-0.0003 +.0005/-0.0008	5/8-18	325 37	2,350	.60 .27					
CFE 1 5/8 SB CR	9.5	2.4	4.8	7.9	22.6	1.6	.878 22.30	+0.001/-0.001 +0.025/-0.025									
CF 1 3/4 SB CR	.44	.09	.19	.3125	1.05	.06	.7503 19.058	+.0002/-0.0003 +.0005/-0.0008	3/4-16	625 71	2,200	.84 .38					
CFE 1 3/4 SB CR	11.1	2.4	4.8	7.9	26.6	1.6	1.003 25.48	+0.001/-0.001 +0.025/-0.025									
CF 1 7/8 SB CR	.44	.09	.19	.3125	1.05	.06	.7503 19.058	+.0002/-0.0003 +.0005/-0.0008	3/4-16	625 71	2,000	.95 .43					
CFE 1 7/8 SB CR	11.1	2.4	4.8	7.9	26.6	1.6	1.003 25.48	+0.001/-0.001 +0.025/-0.025									
CF 2 SB CR	.50	.13	.19	.4375	1.20	.09	.8753 22.233	+.0002/-0.0003 +.0005/-0.0008	7/8-14	750 85	1,400	1.36 .62					
CFE 2 SB CR	12.7	3.2	4.8	11.1	30.6	2.4	1.190 30.23	+0.001/-0.001 +0.025/-0.025									
CF 2 1/4 SB CR	.50	.13	.19	.4375	1.20	.09	.8753 22.233	+.0002/-0.0003 +.0005/-0.0008	7/8-14	750 85	1,300	1.65 .75					
CFE 2 1/4 SB CR	12.7	3.2	4.8	11.1	30.6	2.4	1.190 30.23	+0.001/-0.001 +0.025/-0.025									

Metric dimensions for reference only.

Not all parts are available from stock. Please contact customer service for availability (800) 626-2120.

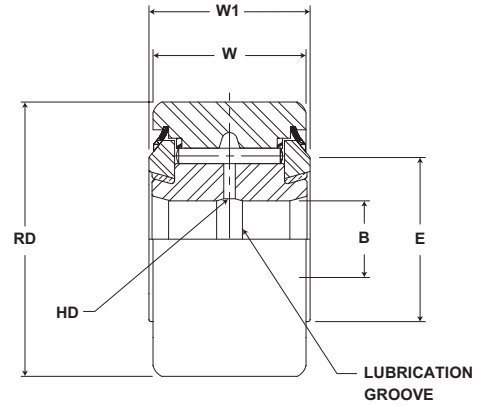
For more information on bearing capabilities outside of our standard offering, please contact Application Engineering (800) 626-2093.

McGILL® CRES CAMROL Bearings

CRES Bearings



- Basic Construction Type:** Yoke Type 400 Series Stainless Steel
- Rolling Elements:** Full Complement Needle 400 Series Corrosion Resistant Steel
- Seal Type:** LUBRI-DISC (7/8" & smaller)
LUBRI-DISC+ (1" & larger)
- Lubrication:** H1 Food Grade Grease
- Dimensional Interchange:** Standard CAMROL



CYR-CR Series

Part No.	RD		W		B		w1		Track Roller Dynamic Rating	Track Roller Static Rating
	Roller Diameter		Roller Width		Bore Diameter		Overall Width			
	inch mm		inch mm		inch mm		inch mm		lb/N	lb/N
With Lubri-Disc Seals	Nom.	Tol.	Nom.	Tol.	Nom.	Tol.	Nom.	Tol.		
CYR 3/4 S CR	.750 19.05	+0/-0.005 +0/-0.13	.500 12.70	+0/-0.005 +0/-0.13	.2500 6.35	+0.0002/-0.0004 +0.0002/-0.0004	.5625 14.28	+0.005/-0.001 +0.127/-0.254	1,490 6,675	2,100 9,400
CYR 7/8 S CR	.875 22.23	+0/-0.005 +0/-0.15	.500 12.70	+0/-0.005 +0/-0.15	.2500 6.35	+0.0002/-0.0004 +0.0002/-0.0004	.5625 14.28	+0.005/-0.001 +0.127/-0.254	1,490 6,675	2,100 9,400
CYR 1 S CR	1.000 25.40	+0/-0.005 +0/-0.17	.625 15.88	+0/-0.005 +0/-0.17	.3125 7.94	+0.0002/-0.0004 +0.0002/-0.0004	.6875 17.46	+0.005/-0.001 +0.127/-0.254	2,000 8,960	5,400 24,190
CYR 1 1/8 S CR	1.125 28.58	+0/-0.005 +0/-0.19	.625 15.88	+0/-0.005 +0/-0.19	.3125 7.94	+0.0002/-0.0004 +0.0002/-0.0004	.6875 17.46	+0.005/-0.001 +0.127/-0.254	2,000 8,960	5,400 24,190
CYR 1 1/4 S CR	1.250 31.75	+0/-0.005 +0/-0.21	.750 19.05	+0/-0.005 +0/-0.21	.3750 9.53	+0.0002/-0.0004 +0.0002/-0.0004	.8125 20.64	+0.005/-0.001 +0.127/-0.254	3,530 15,800	7,700 34,500
CYR 1 3/8 S CR	1.375 34.93	+0/-0.005 +0/-0.23	.750 19.05	+0/-0.005 +0/-0.23	.3750 9.53	+0.0002/-0.0004 +0.0002/-0.0004	.8125 20.64	+0.005/-0.001 +0.127/-0.254	3,530 15,800	7,700 34,500
CYR 1 1/2 S CR	1.500 38.10	+0/-0.005 +0/-0.25	.875 22.23	+0/-0.005 +0/-0.25	.4375 11.11	+0.0002/-0.0004 +0.0002/-0.0004	.9375 23.81	+0.005/-0.001 +0.127/-0.254	4,390 19,488	11,200 50,170
CYR 1 5/8 S CR	1.625 41.28	+0/-0.005 +0/-0.27	.875 22.23	+0/-0.005 +0/-0.27	.4375 11.11	+0.0002/-0.0004 +0.0002/-0.0004	.9375 23.81	+0.005/-0.001 +0.127/-0.254	4,390 19,488	11,200 50,170
CYR 1 3/4 S CR	1.750 44.45	+0/-0.005 +0/-0.29	1.000 25.40	+0/-0.005 +0/-0.29	.5000 12.70	+0.0002/-0.0004 +0.0002/-0.0004	1.0625 26.99	+0.005/-0.001 +0.127/-0.254	5,540 25,670	14,800 66,300
CYR 1 7/8 S CR	1.875 47.63	+0/-0.005 +0/-0.31	1.000 25.40	+0/-0.005 +0/-0.31	.5000 12.70	+0.0002/-0.0004 +0.0002/-0.0004	1.0625 26.99	+0.005/-0.001 +0.127/-0.254	5,540 25,670	14,800 66,300
CYR 2 S CR	2.000 50.80	+0/-0.005 +0/-0.33	1.250 31.75	+0/-0.005 +0/-0.33	.6250 15.88	+0.0002/-0.0004 +0.0002/-0.0004	1.3125 33.34	+0.005/-0.001 +0.127/-0.254	7,270 32,570	17,600 78,850
CYR 2 1/4 S CR	2.250 57.15	+0/-0.005 +0/-0.35	1.250 31.75	+0/-0.005 +0/-0.35	.6250 15.88	+0.0002/-0.0004 +0.0002/-0.0004	1.3125 33.34	+0.005/-0.001 +0.127/-0.254	7,270 32,570	17,600 78,850

Note:
 1. Clamping torque is based on lubricated threads. If threads are dry, double the value listed.
 2. Since load, lubrication method, temperature and other factors affect the maximum operating speed, it is impossible to determine precise limiting speeds. The listed limiting speeds are based on lightly loaded bearings having adequate lubrication and are listed only as a design guide. More frequent relubrication is required when operating at higher speeds. Actual bearing testing in the specific application should be conducted if the operating speed approaches the listed limiting speed.



CYR-CR Series

Part No.	HC	E	Ro	Recommended Bore Diameters						Limiting Speed	WT
	Hole Center	Min. Clamping Diameter	Outer Corner Radius	Push Fit		Drive Fit		Press Fit		RPM	Bearing Weight
		inch mm		inch mm		inch mm		inch mm			lb/kg
	(Ref)	(Ref)	(Ref)	Nom.	Tol.	Nom.	Tol.	Nom.	Tol.		
CYR 3/4 S CR	.25 6.4	.61 15.5	.02 .4	.2495 6.337	±.0002 ±.005	.2501 6.353	±.0002 ±.005	.2503 6.358	±.0002 ±.005	6,400	.06 .03
CYR 7/8 S CR	.25 6.4	.61 15.5	.02 .4	.2495 6.337	±.0002 ±.005	.2501 6.353	±.0002 ±.005	.2503 6.358	±.0002 ±.005	5,400	.08 .04
CYR 1 S CR	.25 6.4	.78 19.8	.03 .8	.3120 7.925	±.0002 ±.005	.3126 7.940	±.0002 ±.005	.3128 7.945	±.0002 ±.005	4,800	.15 .07
CYR 1 1/8 S CR	.25 6.4	.78 19.8	.03 .8	.3120 7.925	±.0002 ±.005	.3126 7.940	±.0002 ±.005	.3128 7.945	±.0002 ±.005	3,400	.17 .08
CYR 1 1/4 S CR	.31 7.9	.98 25.0	.03 .8	.3745 9.512	±.0002 ±.005	.3751 9.528	±.0002 ±.005	.3753 9.533	±.0002 ±.005	3,100	.24 .11
CYR 1 3/8 S CR	.31 7.9	.98 25.0	.05 1.2	.3745 9.512	±.0002 ±.005	.3751 9.528	±.0002 ±.005	.3753 9.533	±.0002 ±.005	2,800	.30 .14
CYR 1 1/2 S CR	.38 9.5	1.09 27.8	.06 1.6	.4370 11.100	±.0002 ±.005	.4376 11.115	±.0002 ±.005	.4378 11.120	±.0002 ±.005	2,500	.41 .19
CYR 1 5/8 S CR	.38 9.5	1.09 27.8	.06 1.6	.4370 11.100	±.0002 ±.005	.4376 11.115	±.0002 ±.005	.4378 11.120	±.0002 ±.005	2,350	.50 .23
CYR 1 3/4 S CR	.44 11.1	1.25 31.8	.06 1.6	.4995 12.687	±.0002 ±.005	.5001 12.703	±.0002 ±.005	.5005 12.713	±.0002 ±.005	2,200	.64 .29
CYR 1 7/8 S CR	.44 11.1	1.25 31.8	.06 1.6	.4995 12.687	±.0002 ±.005	.5001 12.703	±.0002 ±.005	.5005 12.713	±.0002 ±.005	2,000	.80 .36
CYR 2 S CR	.50 12.7	1.41 35.7	.09 2.4	.6245 15.862	±.0002 ±.005	.6251 15.878	±.0002 ±.005	.6245 15.862	±.0002 ±.005	1,400	1.05 .48
CYR 2 1/4 S CR	.50 12.7	1.41 35.7	.09 2.4	.6245 15.862	±.0002 ±.005	.6251 15.878	±.0002 ±.005	.6245 15.862	±.0002 ±.005	1,300	1.32 .59

Metric dimensions for reference only.

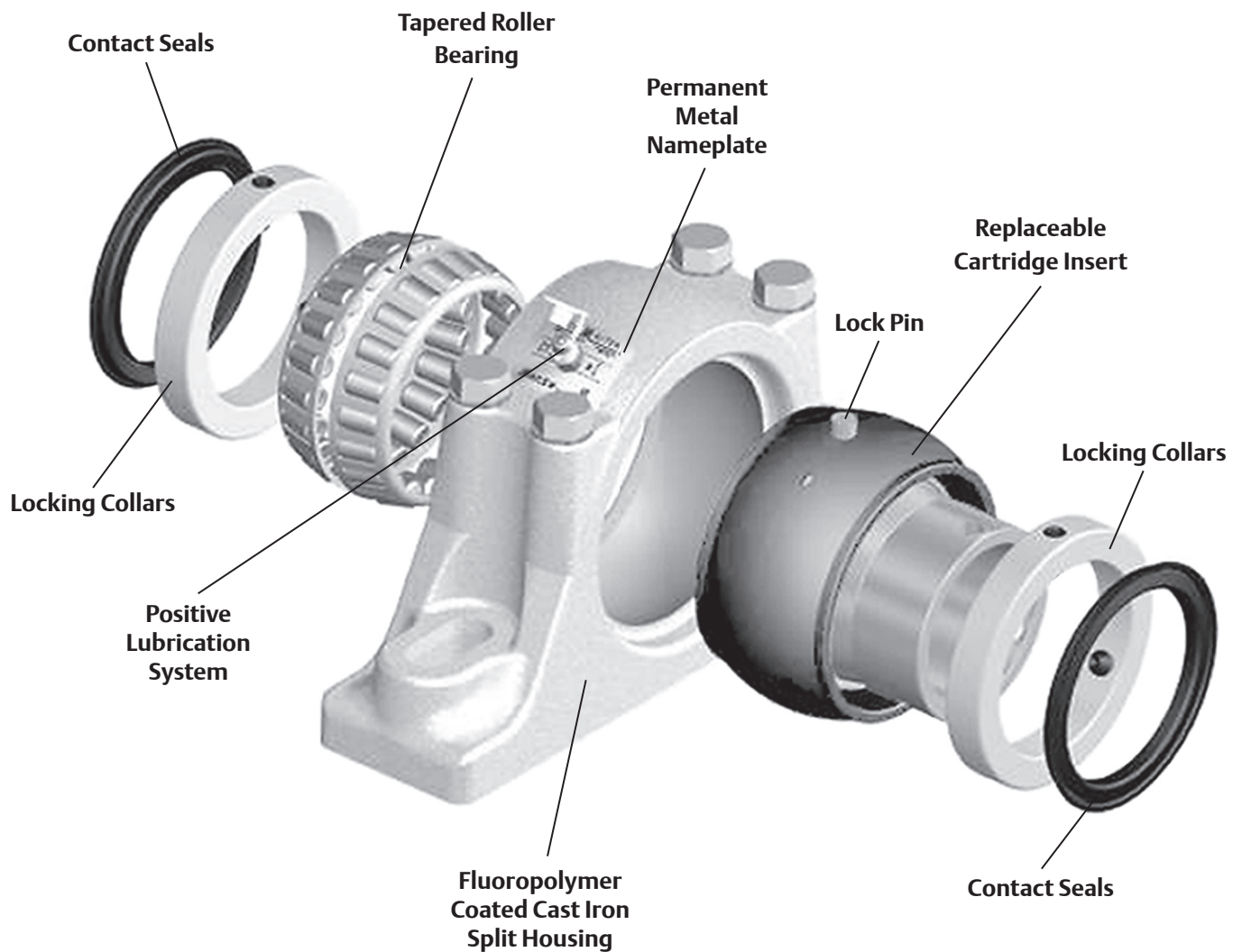
Not all parts are available from stock. Please contact customer service for availability (800) 626-2120.

For more information on bearing capabilities outside of our standard offering, please contact Application Engineering (800) 626-2093.




Sealmaster RPB-CR Series Mounted Tapered Roller Bearings

Sealmaster RPB-CR self aligning high capacity tapered roller bearings include a fluoropolymer coated housing and lock collars, stainless steel grease fittings, single lip contact seal and GoldPlex-FG (USDA H1) food grade grease for corrosion resistant applications. The fluoropolymer coating is resistant to most chemicals and hydrocarbon solvents. These bearings are used in applications where they may be subjected to moisture, corrosive and abrasive environments. Depending on your preference, these bearings are available in two or four bolt pillow blocks and four bolt flanges as illustrated on the pages to follow.





RPB-CR Bearing Nomenclature



Housing Type

- RPB - Roller Pillow Block
- RFB - Roller Flange Block

Optional Suffix

- A - Single Lock Collar
- No Suffix - Two Lock Collars

Bore Size

- Inch -
 - First Digit - Number Of Inches
 - Second & Third Digit - Number of 1/16 of Inches (Ex. 107 = 1 7/16")
- Metric - 65 mm = 65 mm

Seal

- C - Contact Seal


Bolts (For Pillow Blocks Only)

- 2 - Two Bolt Base
- 4 - Four Bolt Base


Options

- CR - Corrosion Resistant

RPBA 107 - C2 CR




Features and Benefits



Tapered Roller Bearings

Sealmaster® RPB-CR series contains heavy duty tapered roller bearings for radial, thrust and combination loading



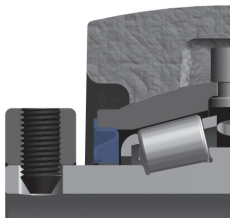
Fluoropolymer Coated Cast Iron Split Housings

This non-stick coating on the housing and cap bolts, offers resistance to chemicals and performs better than painted or nickel coated housings in our testing. Stainless steel cap bolt washers and grease fittings also provide resistance to corrosion. Permanent metal nameplate allows for easy identification (For more information on fluoropolymer coating see page K-76).



Replaceable Cartridge Insert (RCI)


The heart of the RPB-CR is the unitized, self-aligning cartridge insert with integral seals and double locking collars. The replaceable cartridge insert can accommodate +/- 3° static misalignment capability has factory controlled clearances and is factory sealed and lubricated. The cartridges fit all housing styles and are field replaceable for quick change out. RCI outer races are black oxide treated.



Contact Seals

Single lip race mounted contact seal is composed of a steel inner seal with a bonded elastomeric sealing member. The steel inner seal is press fitted into the inside diameter of the outer race, while the bonded elastomeric sealing member is held in the proper rubbing contact position on the outer diameter of the inner race. Black oxidized seal stampings inhibits corrosion.

Features and Benefits continued



Positive Lubrication System

Positive lubrication system provides direct grease path to the bearing. The unit is designed with two lubrication ports in the cartridge OD so that one of the lube holes in the cartridge lines up with grease fitting regardless of insert orientation in the housing. A rubber grommet in housing top recess directs lubricant into bearing cavity. Extra lubrication ports help prevent seal damage by venting excess pressure from over greasing. Sealmaster alignment pin helps prevent outer race rotation.



Collar Mount System

Two fluoropolymer coated locking collars are standard on all units with two setscrews at 120° for balanced three point contact. Precision manufactured diamond faceted setscrew design contributes to improved clamping and resistance to back out. Single locking collars are available where space limitations are present.




Specialized Food Grade Lubrication

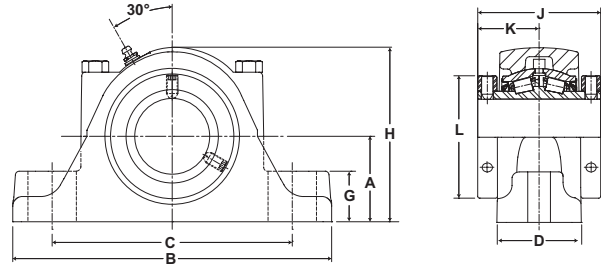
The Sealmaster RPB-CR bearings are factory filled with Sealmaster GoldPlex-FG (Food Grade) grease (USDA H1 approved) which is suitable for mounted bearing lubrication where incidental contact with food products may occur in any application where clean, routine lubrication is required. For more information on Sealmaster GoldPlex-FG see page L-6.

SEALMASTER® RPB-CR Series Mounted Tapered Roller Bearings

CRBS Bearings




- Rolling Elements:** Tapered Roller
- Housing:** Fluoropolymer Coated Cast Iron Two Bolt Pillow Block
- Self Alignment:** +/- 3 Degrees
- Lock:** Setscrew, Double Lock Collar
- Seal:** Single Lip Contact
- Temperature:** -20° to 220° F
- Grease:** Sealmaster GoldPlex-FG



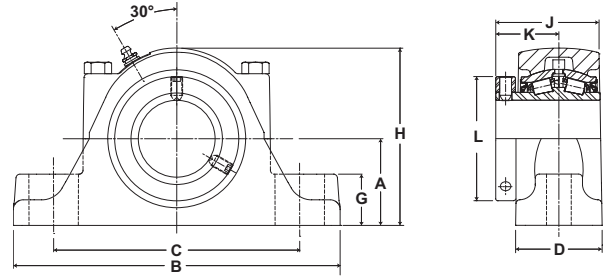
RPB-CR Series Two-Bolt Base Pillow Blocks

Bore Diameter		Standard Seal Part No.	Basic Dynamic Rating lb/N	Approx. Wt. lb/kg	Dimensions inch/mm										Bolt Size
					A	B	C		D	G	H	J	K	L	
inch	mm						Min.	Max.							
1 3/16		RPB 103-C2 CR	2975	4.8	1 1/2	6 1/4	4 9/16	4 15/16	1 7/8	7/8	3 1/8	2 3/4	1 3/8	2 1/4	1/2
1 1/4		RPB 104-C2 CR	13233	2.2	38.1	158.8	115.9	125.4	47.6	22.2	79.4	69.9	34.9	57.2	
1 3/8		RPB 106-C2 CR	4760	7.7	1 7/8	7 1/4	5 5/16	5 15/16	2 1/16	1 1/8	3 13/16	3	1 1/2	2 5/8	1/2
1 7/16		RPB 107-C2 CR	21172	3.5	47.6	184.2	134.9	150.8	52.4	28.6	96.8	76.2	76.2	66.7	
	35	RPB 35MM-C2 CR													
1 1/2		RPB 108-C2 CR	6140	10.9	2 1/8	7 3/4	5 9/16	6 7/16	2 5/16	1 1/4	4 3/8	3 3/8	1 11/16	2 7/8	1/2
1 5/8		RPB 110-C2 CR	27311	4.9	54.0	196.9	141.3	163.5	58.7	31.8	111.1	85.7	42.9	73.0	
	40	RPB 40MM-C2 CR													
1 11/16		RPB 111-C2 CR	6140	10.9	2 1/8	7 3/4	5 9/16	6 7/16	2 5/16	1 1/4	4 3/8	3 3/8	1 11/16	2 7/8	1/2
			27311	4.9	54.0	196.9	141.3	163.5	58.7	31.8	31.8	31.8	31.8	73.0	
1 3/4		RPB 112-C2 CR													5/8
1 15/16		RPB 115-C2 CR	8070	13.2	2 1/4	8 7/8	6 5/16	7 3/16	2 7/16	1 1/4	4 5/8	3 1/2	1 3/4	3 1/4	
2		RPB 200-C2 CR	35895	6.0	57.2	225.4	160.3	182.6	61.9	31.8	117.5	88.9	44.5	82.6	
	45	RPB 45MM-C2 CR													
	50	RPB 50MM-C2 CR													
2 3/16		RPB 203-C2 CR	8570	15.7	2 1/2	9 5/8	6 11/16	7 15/16	2 9/16	1 7/16	5 1/8	3 3/4	1 7/8	3 5/8	5/8
	55	RPB 55MM-C2 CR	38119	7.1	63.5	244.5	169.9	201.6	65.1	36.5	130.2	95.3	47.6	92.1	
2 1/4		RPB 204-C2 CR													5/8
2 7/16		RPB 207-C2 CR	9030	20.7	2 3/4	10 3/8	6 15/16	8 11/16	2 3/4	1 5/8	5 5/8	4	2	3 15/16	
	60	RPB 60MM-C2 CR	40165	9.4	69.9	263.5	176.2	220.7	69.9	41.3	142.9	101.6	50.8	100.0	
	65	RPB 65MM-C2 CR													
2 11/16		RPB 211-C2 CR													3/4
2 3/4		RPB 212-C2 CR													
2 15/16		RPB 215-C2 CR	9630	29.3	3 1/8	11 3/4	8 1/16	9 11/16	3	1 3/4	6 3/8	4 1/2	2 1/4	4 23/32	
3		RPB 300-C2 CR	42834	13.3	79.4	298.5	204.8	246.1	76.2	44.5	161.9	114.3	57.2	119.9	
	70	RPB 70MM-C2 CR													
	75	RPB 75MM-C2 CR													
3 3/16		RPB 303-C2 CR													7/8
3 1/4		RPB 304-C2 CR													
3 7/16		RPB 307-C2 CR													
3 1/2		RPB 308-C2 CR	15320	56.0	3 3/4	13 3/4	10 1/8	11 1/4	4 1/8	2	7 3/4	5	2 1/2	5 7/16	
	80	RPB 80MM-C2 CR	68143	25.4	95.3	349.3	257.2	285.8	104.8	52.4	196.9	127.0	63.5	138.1	
	85	RPB 85MM-C2 CR													
	90	RPB 90MM-C2 CR													
	95	RPB 95MM-C2 CR													

Metric dimensions for reference only.
 Not all parts are available from stock. Please contact customer service for availability (800) 626-2120.
 For more information on bearing capabilities outside of our standard offering, please contact Application Engineering (800) 626-2093.




- Rolling Elements:** Tapered Roller
- Housing:** Fluoropolymer Coated Cast Iron Two Bolt Pillow Block
- Self Alignment:** +/- 3 Degrees
- Lock:** Setscrew, Single Lock Collar
- Seal:** Single Lip Contact
- Temperature:** -20° to 220° F
- Grease:** Sealmaster GoldPlex-FG



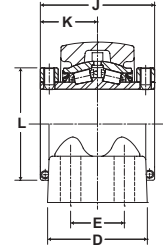
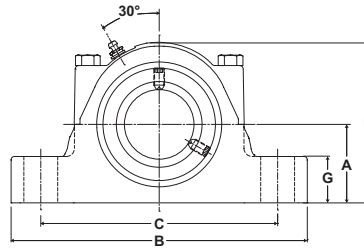
RPBA-CR Series Two-Bolt Base Pillow Blocks - Single Lock Collar

Bore Diameter		Standard Seal Part No.	Basic Dynamic Rating lb/N	Approx. Wt. lb/kg	Dimensions inch/mm										Bolt Size
					A	B	C		D	G	H	J	K	L	
inch	mm						Min.	Max.							
1 3/16		RPBA 103-C2 CR	2975	4.8	1 1/2	6 1/4	4 9/16	4 15/16	1 7/8	7/8	3 1/8	2 3/8	1 3/8	2 1/4	1/2
1 1/4		RPBA 104-C2 CR	13233	2.2	38.1	158.8	115.9	125.4	47.6	22.2	79.4	60.3	34.9	57.2	
1 3/8		RPBA 106-C2 CR	4760	7.7	1 7/8	7 1/4	5 5/16	5 15/16	2 1/16	1 1/8	3 13/16	2 17/32	1 1/2	2 5/8	1/2
1 7/16		RPBA 107-C2 CR	21172	3.5	47.6	184.2	134.9	150.8	52.4	28.6	96.8	64.3	38.1	66.7	
1 1/2		RPBA 108-C2 CR	6140	10.9	2 1/8	7 3/4	5 9/16	6 7/16	2 5/16	1 1/4	4 3/8	2 27/32	1 11/16	2 7/8	1/2
1 5/8		RPBA 110-C2 CR	27311	4.9	54.0	196.9	141.3	163.5	58.7	31.8	111.1	72.2	42.9	73.0	
1 3/4		RPBA 112-C2 CR													5/8
1 15/16		RPBA 115-C2 CR													
2		RPBA 200-C2 CR	8070	13.2	2 1/4	8 7/8	6 5/16	7 3/16	2 7/16	1 1/4	4 5/8	2 61/64	1 3/4	3 1/4	
	45	RPBA 45MM-C2 CR	35895	6.0	57.2	225.4	160.3	182.6	61.9	31.8	117.5	75.0	44.5	82.6	
	50	RPBA 50MM-C2 CR													
2 3/16		RPBA 203-C2 CR	8570	15.7	2 1/2	9 5/8	6 11/16	7 15/16	2 9/16	1 7/16	5 1/8	3 1/8	1 7/8	3 5/8	5/8
	55	RPBA 55MM-C2 CR	38119	7.1	63.5	244.5	169.9	201.6	65.1	36.5	130.2	79.4	47.6	92.1	
2 1/4		RPBA 204-C2 CR													5/8
2 7/16		RPBA 207-C2 CR													
2 1/2		RPBA 208-C2 CR	9030	20.7	2 3/4	10 3/8	6 15/16	8 11/16	2 3/4	1 5/8	5 5/8	3 5/16	2	3 15/16	
	60	RPBA 60MM-C2 CR	40165	9.4	69.9	263.5	176.2	220.7	69.9	41.3	142.9	84.1	50.8	100.0	
	65	RPBA 65MM-C2 CR													
2 11/16		RPBA 211-C2 CR													3/4
2 3/4		RPBA 212-C2 CR													
2 15/16		RPBA 215-C2 CR	9630	29.3	3 1/8	11 3/4	8 1/16	9 11/16	3	1 3/4	6 3/8	3 11/16	2 1/4	4 23/32	
	3	RPBA 300-C2 CR	42834	13.3	79.4	298.5	204.8	246.1	76.2	44.5	161.9	93.7	57.2	119.9	
	70	RPBA 70MM-C2 CR													
	75	RPBA 75MM-C2 CR													
3 3/16		RPBA 303-C2 CR													7/8
3 1/4		RPBA 304-C2 CR													
3 7/16		RPBA 307-C2 CR													
3 1/2		RPBA 308-C2 CR	15320	56	3 3/4	13 3/4	10 1/8	11 1/4	4 1/8	2	7 3/4	4 3/16	2 1/2	5 7/16	
	80	RPBA 80MM-C2 CR	68143	25.4	95.3	349.3	257.2	285.8	104.8	50.8	196.9	106.4	63.5	138.1	
	85	RPBA 85MM-C2 CR													
	90	RPBA 90MM-C2 CR													
	95	RPBA 95MM-C2 CR													

CRBS Bearings




- Rolling Elements:** Tapered Roller
- Housing:** Fluoropolymer Coated Cast Iron Four Bolt Pillow Block
- Self Alignment:** +/- 3 Degrees
- Lock:** Setscrew, Double Lock Collar
- Seal:** Single Lip Contact
- Temperature:** -20° to 220° F
- Grease:** Sealmaster GoldPlex-FG



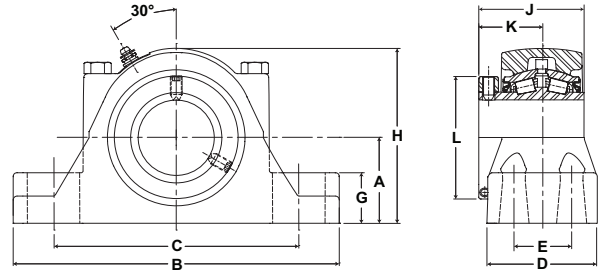
RPB-CR Series Four-Bolt Base Pillow Blocks

Bore Diameter		Standard Seal Part No.	Basic Dynamic Rating lb/N	Approx. Wt. lb/kg	Dimensions inch/mm										Bolt Size	
					A	B	C		D	E	G	H	J	K		L
inch	mm						Min.	Max.								
2 1/4	60	RPB 204-C4 CR	9030 40165	22.4 10.2	2 3/4 69.9	10 3/8 263.5	7 3/4 196.9	8 3/4 222.3	3 1/2 88.9	1 7/8 47.6	1 5/8 41.3	5 5/8 142.9	4 101.6	2 50.8	3 15/16 100.0	5/8
2 7/16		RPB 207-C4 CR														
2 1/2		RPB 208-C4 CR														
		RPB 60MM-C4 CR RPB 65MM-C4 CR														
2 11/16	70	RPB 211-C4 CR	9630 42834	31.5 14.3	3 1/8 79.4	11 3/4 298.5	8 3/4 222.3	10 254.0	3 3/4 95.3	2 1/8 54.0	1 3/4 44.5	6 3/8 161.9	4 1/2 114.3	2 1/4 57.2	4 23/32 119.9	5/8
2 3/4		RPB 212-C4 CR														
2 15/16		RPB 215-C4 CR RPB 300-C4 CR														
3		RPB 70MM-C4 CR RPB 75MM-C4 CR														
3 3/16	80	RPB 303-C4 CR	15320 68143	59.6 27.0	3 3/4 95.3	13 3/4 349.3	10 9/16 268.3	11 1/2 292.1	4 1/2 114.3	2 3/8 60.3	2 1/16 52.4	7 3/4 196.9	5 127.0	2 1/2 63.5	5 7/16 138.1	5/8
3 1/4		RPB 304-C4 CR														
3 7/16		RPB 307-C4 CR														
3 1/2		RPB 308-C4 CR														
		RPB 80MM-C4 CR RPB 85MM-C4 CR RPB 90MM-C4 CR RPB 95MM-C4 CR														
3 15/16	100	RPB 315-C4 CR	20980 93319	76.9 34.9	4 1/4 108.0	15 1/4 387.4	11 279.4	13 330.2	4 1/2 114.3	2 1/4 57.2	2 7/16 61.9	8 5/8 219.1	6 1/4 158.8	3 1/8 79.4	5 15/16 150.8	3/4
4		RPB 400-C4 CR														
		RPB 100MM-C4 CR														
		RPB 105MM-C4 CR														
4 7/16	110	RPB 407-C4 CR	25750 114536	95.6 43.4	4 3/4 120.7	16 1/2 419.1	11 3/4 298.5	13 7/8 352.4	4 5/8 117.5	2 1/2 63.5	2 3/4 69.9	9 5/8 244.5	6 3/4 171.5	3 3/8 85.7	6 1/2 165.1	3/4
4 1/2		RPB 408-C4 CR														
		RPB 110MM-C4 CR														
		RPB 115MM-C4 CR														
4 15/16	125	RPB 415-C4 CR	35520 157993	143.6 65.1	5 1/2 139.7	18 1/2 469.9	13 1/2 342.9	15 7/8 403.2	5 1/8 130.2	2 3/4 69.9	3 1/8 79.4	11 279.4	7 1/4 184.2	3 5/8 92.1	7 5/16 185.7	7/8
5		RPB 500-C4 CR														
		RPB 120MM-C4 CR														
		RPB 125MM-C4 CR														

Metric dimensions for reference only.
 Not all parts are available from stock. Please contact customer service for availability (800) 626-2120.
 For more information on bearing capabilities outside of our standard offering, please contact Application Engineering (800) 626-2093.



- Rolling Elements:** Tapered Roller
- Housing:** Fluoropolymer Coated Cast Iron Four Bolt Pillow Block
- Self Alignment:** +/- 3 Degrees
- Lock:** Setscrew, Single Lock Collar
- Seal:** Single Lip Contact
- Temperature:** -20° to 220° F
- Grease:** Sealmaster GoldPlex-FG




RPBA-CR Series Four-Bolt Base Pillow Blocks - Single Lock Collar

Bore Diameter		Standard Seal Part No.	Basic Dynamic Rating lb/N	Approx. Wt lb/kg	Dimensions inch/mm										Bolt Size	
inch	mm				A	B	C		D	E	G	H	J	K		L
						Min.	Max.									
2 1/4	60	RPBA 204-C4 CR	9030 40165	22.4 10.2	2 3/4 69.9	10 3/8 263.5	7 3/4 196.9	8 3/4 222.3	3 1/2 88.9	1 7/8 47.6	1 5/8 41.3	5 5/8 142.9	3 5/16 84.1	2 50.8	3 15/16 100.0	5/8
2 7/16		RPBA 207-C4 CR														
2 1/2		RPBA 208-C4 CR														
		RPBA 60MM-C4 CR														
	65	RPBA 65MM-C4 CR														
2 11/16	70	RPBA 211-C4 CR	9630 42834	31.5 14.3	3 1/8 79.4	11 3/4 298.5	8 3/4 222.3	10 254.0	3 3/4 95.3	2 1/8 54.0	1 3/4 44.5	6 3/8 161.9	3 11/16 93.7	2 1/2 63.5	4 23/32 119.9	3/4
2 3/4		RPBA 212-C4 CR														
2 15/16		RPBA 215-C4 CR														
3		RPBA 300-C4 CR														
	75	RPBA 70MM-C4 CR														
3 3/16	80	RPBA 303-C4 CR	15320 68143	59.8 27.1	3 3/4 95.3	13 3/4 349.3	10 9/16 268.3	11 1/2 292.1	4 1/2 114.3	2 3/8 60.3	2 1/16 52.4	7 3/4 196.9	4 3/16 106.4	2 1/2 63.5	5 7/16 138.1	7/8
3 1/4		RPBA 304-C4 CR														
3 7/16		RPBA 307-C4 CR														
3 1/2		RPBA 308-C4 CR														
	85	RPBA 80MM-C4 CR														
	90	RPBA 90MM-C4 CR														
	95	RPBA 95MM-C4 CR														
3 15/16	100	RPBA 315-C4 CR	20980 93319	76.9 34.9	4 1/4 108.0	15 1/4 387.4	11 279.4	13 330.2	4 1/2 114.3	2 1/4 57.2	2 7/16 61.9	8 5/8 219.1	5 1/4 133.4	3 1/8 79.4	5 15/16 150.8	5/8
4		RPBA 400-C4 CR														
		RPBA 100MM-C4 CR														
		105														
4 7/16	110	RPBA 407-C4 CR	25750 114536	95.6 43.4	4 3/4 120.7	16 1/2 419.1	11 3/4 298.5	13 7/8 352.4	4 5/8 117.5	2 1/2 63.5	2 7/8 73.0	9 5/8 244.5	5 1/2 139.7	3 3/8 85.7	6 1/2 165.1	3/4
4 1/2		RPBA 408-C4 CR														
		RPBA 110MM-C4 CR														
		115														
4 15/16	120	RPBA 415-C4 CR	35520 157993	143.6 65.1	5 1/2 139.7	18 1/2 469.9	13 1/2 342.9	15 7/8 403.2	5 1/8 130.2	2 3/4 69.9	3 1/8 79.4	11 279.4	6 13/64 157.6	3 5/8 92.1	7 5/16 185.7	7/8
5		RPBA 500-C4 CR														
		RPBA 120MM-C4 CR														
		125														

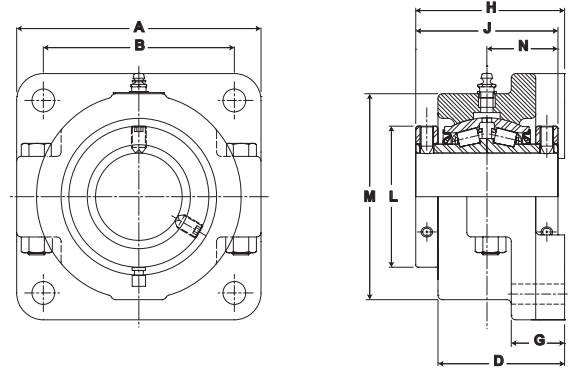
Metric dimensions for reference only.
 Not all parts are available from stock. Please contact customer service for availability (800) 626-2120.
 For more information on bearing capabilities outside of our standard offering, please contact Application Engineering (800) 626-2093.

SEALMASTER® RPB-CR Series Mounted Tapered Roller Bearings

CRBS Bearings




- Rolling Elements:** Tapered Roller
- Housing:** Fluoropolymer Coated Cast Iron Four Bolt Flange
- Self Alignment:** +/- 3 Degrees
- Lock:** Setscrew, Double Lock Collar
- Seal:** Single Lip Contact
- Temperature:** -20° to 220° F
- Grease:** Sealmaster GoldPlex-FG



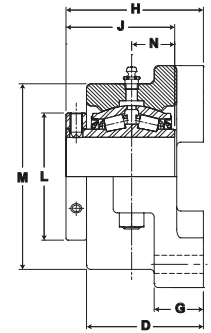
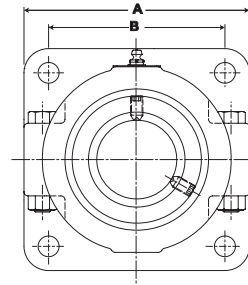
RFB-CR Series Four-Bolt Flange Units

Bore Diameter		Standard Seal Part No.	Basic Dynamic Rating lb/N	Approx. Wt. lb/kg	Dimensions inch/mm										Bolt Size
					A	B	B.C	D	G	H	J	L	M	N	
1 3/16		RFB 103C CR	2975	6.0	4	2 7/8	4 1/16	2 5/16	1	2 13/16	2 25/32	2 1/4	3 1/4	1 25/64	3/8
1 1/4		RFB 104C CR	13233	2.7	101.6	73.0	103.2	58.7	25.4	71.4	70.6	57.2	82.6	35.3	
1 3/8	35	RFB 106C CR	4760	8.1	4 5/8	3 1/2	4 61/64	2 9/16	1	3 1/16	3	2 5/8	3 3/4	1 1/2	1/2
1 7/16		RFB 107C CR	21172	3.7	117.5	88.9	125.8	65.1	25.4	77.8	76.2	66.7	95.3	38.1	
		RFB 35MM-C CR													
1 1/2	40	RFB 108C CR	6140	12.3	5 3/8	4 1/8	5 53/64	2 15/16	1 3/16	3 1/2	3 3/8	2 7/8	4 1/2	1 11/16	1/2
1 5/8		RFB 110C CR	27311	5.6	136.5	104.8	148.0	74.6	30.2	88.9	85.7	73.0	114.3	42.9	
1 11/16		RFB 111C CR													
		RFB 40MM-C CR													
1 3/4	45	RFB 112C CR	8070	14.5	5 5/8	4 3/8	6 3/16	3 1/16	1 3/16	3 5/8	3 1/2	3 1/4	4 3/4	1 3/4	1/2
1 15/16		RFB 115C CR	35895	6.6	142.9	111.1	157.2	77.8	30.2	92.1	88.9	82.6	120.7	44.5	
2		RFB 200C CR													
		RFB 45MM-C CR													
		RFB 50MM-C CR													
2 3/16	55	RFB 203C CR	8570	19.0	6 1/4	4 7/8	6 57/64	3 1/4	1 3/8	3 7/8	3 3/4	3 5/8	5 1/4	1 7/8	5/8
		RFB 55MM-C CR	38119	8.6	158.8	123.8	175.0	82.6	34.9	98.4	95.3	92.1	133.4	47.6	
2 1/4	60	RFB 204C CR	9030	24.0	6 7/8	5 3/8	7 39/64	3 9/16	1 1/2	4 3/16	4	3 15/16	5 3/4	2	5/8
2 7/16		RFB 207C CR	40165	10.9	174.6	136.5	193.3	90.5	38.1	106.4	101.6	100.0	146.1	50.8	
2 1/2		RFB 208C CR													
		RFB 60MM-C CR													
		RFB 65MM-C CR													
2 11/16	70	RFB 211C CR	9630	33.4	7 3/4	6	8 31/64	3 15/16	1 5/8	4 11/16	4 1/2	4 3/4	6 1/2	2 1/4	3/4
2 3/4		RFB 212C CR	42834	15.1	196.9	152.4	215.5	100.0	41.3	119.1	114.3	120.7	165.1	57.2	
2 15/16		RFB 215C CR													
3		RFB 300C CR													
		RFB 70MM-C CR													
3 3/16	80	RFB 303C CR	15320	57.4	9 1/4	7	9 29/32	4 1/2	1 7/8	5 1/4	5	5 7/16	8	2 1/2	3/4
3 1/4		RFB 304C CR	68143	26.0	235.0	177.8	251.6	114.3	47.6	133.4	127.0	138.1	203.2	63.5	
3 7/16		RFB 307C CR													
3 1/2		RFB 308C CR													
		RFB 80MM-C CR													
		RFB 85MM-C CR													
3 15/16	100	RFB 315C CR	20980	81.8	10 1/4	7 3/4	10 61/64	5 5/8	2 1/8	6 1/2	6 1/4	6	8 7/8	3 1/8	7/8
4		RFB 400C CR	93319	37.1	260.4	196.9	278.2	142.9	54.0	165.1	158.8	152.4	225.4	79.4	
		RFB 100MM-C CR													
	105	RFB 105MM-C CR													

Metric dimensions for reference only.
 Not all parts are available from stock. Please contact customer service for availability (800) 626-2120.
 For more information on bearing capabilities outside of our standard offering, please contact Application Engineering (800) 626-2093.



- Rolling Elements:** Tapered Roller
- Housing:** Fluoropolymer Coated Cast Iron Four Bolt Flange Block
- Self Alignment:** +/- 3 Degrees
- Lock:** Setscrew, Single Lock Collar
- Seal:** Single Lip Contact
- Temperature:** -20° to 220° F
- Grease:** Sealmaster GoldPlex-FG



RFBA-CR Series Four-Bolt Flange Units - Single Lock Collar

Bore Diameter		Standard Seal Part No.	Basic Dynamic Rating lb/N	Approx. Wt. lb/kg	Dimensions inch/mm										Bolt Size
inch	mm				A	B	B.C	D	G	H	J	L	M	N	
1 3/16		RFBA 103C CR	2975	6.0	4	2 7/8	4 1/16	2 5/16	1	2 13/16	2 1/4	2 1/4	3 1/4	55/64	3/8
1 1/4		RFBA 104C CR	13233	2.7	101.6	73.0	103.2	58.7	25.4	71.4	57.2	57.2	82.6	21.8	
1 3/8		RFBA 106C CR	4760	8.1	4 5/8	3 1/2	4 61/64	2 9/16	1	3 1/16	2 17/32	2 5/8	3 3/4	1 1/32	1/2
1 7/16		RFBA 107C CR	21172	3.7	117.5	88.9	125.8	65.1	25.4	77.8	64.3	66.7	95.3	26.2	
1 1/2		RFBA 108C CR	6140	12.3	5 3/8	4 1/8	5 53/64	2 15/16	1 3/16	3 1/2	2 27/32	2 7/8	4 1/2	1 5/32	1/2
1 5/8		RFBA 110C CR	27311	5.6	136.5	104.8	148.0	74.6	30.2	88.9	72.2	73.0	114.3	29.4	
1 3/4		RFBA 112C CR													1/2
1 15/16		RFBA 115C CR	8070	14.5	5 5/8	4 3/8	6 3/16	3 1/16	1 3/16	3 5/8	2 61/64	3 1/4	4 3/4	1 13/64	
2		RFBA 200C CR	35895	6.6	142.9	111.1	157.2	77.8	30.2	92.1	75.0	82.6	120.7	30.6	
	45	RFBA 45MM-C CR													
	50	RFBA 50MM-C CR													
2 3/16		RFBA 203C CR	8570	19.0	6 1/4	4 7/8	6 57/64	3 1/4	1 3/8	3 7/8	3 1/8	3 5/8	5 1/4	1 1/4	5/8
	55	RFBA 55MM-C CR	38119	8.6	158.8	123.8	175.0	82.6	34.9	98.4	79.4	92.1	133.4	31.8	
2 1/4		RFBA 204C CR													5/8
2 7/16		RFBA 207C CR	9030	24.0	6 7/8	5 3/8	7 39/64	3 9/16	1 1/2	4 3/16	3 5/16	3 15/16	5 3/4	1 5/16	
2 1/2		RFBA 208C CR	40165	10.9	174.6	136.5	193.3	90.5	38.1	106.4	84.1	100.0	146.1	33.3	
	60	RFBA 60MM-C CR													
	65	RFBA 65MM-C CR													
2 11/16		RFBA 211C CR													3/4
2 3/4		RFBA 212C CR	9630	33.4	7 3/4	6	8 31/64	3 15/16	1 5/8	4 11/16	3 11/16	4 3/4	6 1/2	1 7/16	
2 15/16		RFBA 215C CR	42834	15.1	196.9	152.4	215.5	100.0	41.3	119.1	93.7	120.7	165.1	36.5	
3		RFBA 300C CR													
	70	RFBA 70MM-C CR													
	75	RFBA 75MM-C CR													
3 3/16		RFBA 303C CR													3/4
3 1/4		RFBA 304C CR													
3 7/16		RFBA 307C CR													
3 1/2		RFBA 308C CR	15320	57.4	9 1/4	7	9 29/32	4 1/2	1 7/8	5 1/4	4 3/16	5 7/16	8	1 11/16	
	80	RFBA 80MM-C CR	68143	26.0	235.0	177.8	251.6	114.3	47.6	133.4	106.4	138.1	203.2	42.9	
	85	RFBA 85MM-C CR													
	90	RFBA 90MM-C CR													
	95	RFBA 95MM-C CR													
3 15/16		RFBA 315C CR													7/8
4		RFBA 400C CR	20980	81.8	10 1/4	7 3/4	10 61/64	5 5/8	2 1/8	6 1/2	5 1/4	6	8 7/8	2 1/8	
	100	RFBA 100MM-C CR	93319	37.1	260.4	196.9	278.2	142.9	54.0	165.1	133.4	152.4	225.4	54.0	
	105	RFBA 105MM-C CR													

Metric dimensions for reference only.

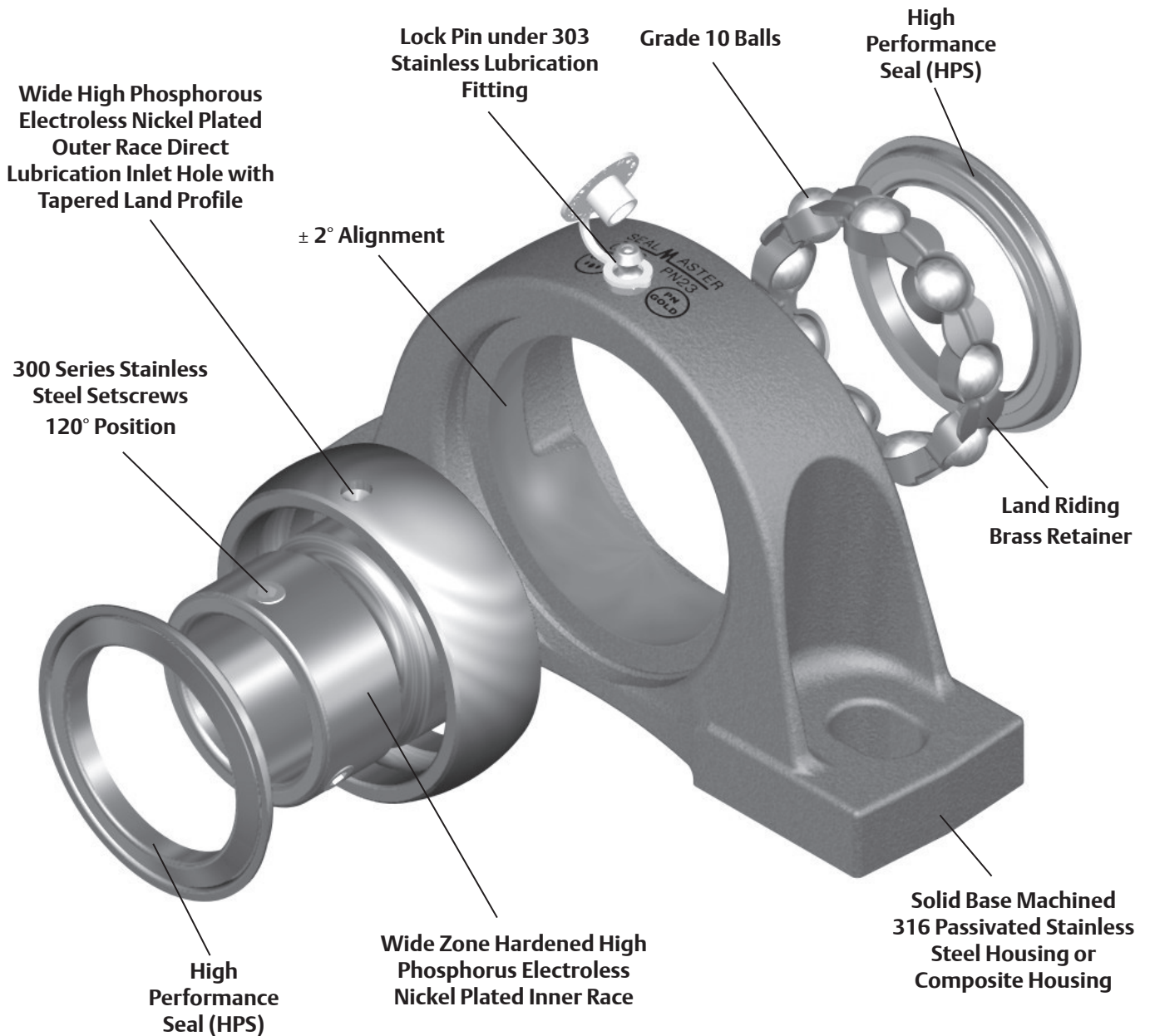
Not all parts are available from stock. Please contact customer service for availability (800) 626-2120.

For more information on bearing capabilities outside of our standard offering, please contact Application Engineering (800) 626-2093.



Sealmaster PN Gold Mounted Ball Bearings

Sealmaster PN Gold mounted bearings feature high phosphorus, electroless nickel coated steel insert with patented seal technology available in either setscrew or SKWEZLOC™ concentric locking collar, within a variety of 316 stainless casting high strength composite fluoropolymer coated cast iron housing configurations. The high performance triple lip seal is the latest innovation of over 10 patents on sealing technology. The combination of stainless flingers and FKM lip materials provide a strong contaminant resistance and GoldPlex FG (USDA H1) food grade grease loss. Specially engineered for industries with corrosive wash down environments such as food and beverage, pharmaceuticals and chemical processing. PN Gold mounted ball bearings provide outstanding performance in demanding corrosive environments.



Sealmaster PN Gold Nomenclature



Corrosion Resistant

Options

- B - Machined For Bolt On End Cap And Backside Shield Included SF, SFT And FB Only
- M - Medium Duty (where available)

Housing Type* (see below)

Housing Material

- S - Stainless Steel
- C - Composite
- F - Fluoropolymer Coated Cast Iron†

Phosphorous Nickel

Bore Size

- Inch - ##/16" (ex. 20/16 = 1 1/4")
- R for 1 1/4" and 2" Reduced Only
- Metric - Standard Duty - 2##, ## x 5 mm (ex. 05 = 25 mm)

Standard Option

- T - SKWEZLOC Locking Collar
- RMW - Reduced Maintenance Washdown, plugged no lube fitting
- S - Obsolete Plugged "Sealed for Life" Option Replaced by RMW where available

CR B FS - PN16 T RMW

Housing Type*

- P - Pillow Block
- FT - 2 Bolt Flange
- F - 4 Bolt Flange
- FB - Flange Bracket
- TB - Tapped Base
- PL - Low Base Pillow Block
- FC - Flange Cartridge
- ST - Wide Slot Take Up
- EHB - Hanger Bearing

* All housing styles are not available in all materials.
 ** Metric bore units are "soft metric" - lube fitting and setscrews or Skwezloc Locking Collar threads are inch threads, bolt holes on flanges are inch drill size and tapped base threads are inch.
 † For more information on fluoropolymer see page K-76.



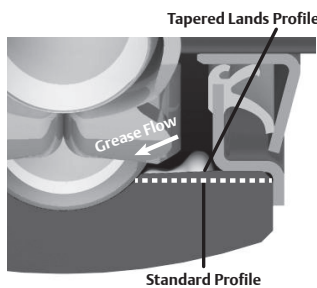
Features and Benefits

Bearing Races

The inner and outer ring of the Sealmaster PN Gold are a high phosphorous electroless nickel plated 52100 steel for exceptional corrosion resistance.

Wide Outer Race

Sealmaster has the industry's widest outer race. The high phosphorous, electroless nickel outer race is 20 to 30% wider than industry standard outer races. This feature results in increased grease capacity, improved sealing options and increases the surface area for absorption of shock load.



The outer race has a Tapered Land profile. The outer land surface in a conventional bearing is parallel to the axis of the inner ring. The Tapered Lands surface is tapered in a radial direction toward the bearing race. This subtle yet crucial design change ensures that lubricant will be easily redirected back to the raceway. With improved bearing lubricant circulation comes significantly longer bearing service life. This improved circulation and service life comes without any reductions in bearing radial or thrust capacities.


Note: The illustration to the left is an exaggerated figure to demonstrate the difference between standard vs. Tapered Lands.

For bearings that are maintained and relubricated on a regular basis, there is no significant difference in expected service life.

Multiple Locking Methods

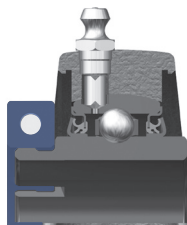
Setscrew Locking

300 series stainless steel 120° spaced, balanced three point contact minimizes inner ring distortion vibration, reduces noise, and improves reliability.




Skwezloc® Concentric Locking Collar

SKWEZLOC is a concentric collar clamp design that results in near-perfect concentricity of the shaft to bearing bore and maintains near perfect ball path roundness, while reducing fretting corrosion. This design eliminates the shaft damage of setscrew locking, and minimizes bearing induced vibration for smoother quieter operation. The collar is fluoropolymer coated with an Endurion* coated TORX head cap screw that outlasts stripping 12 times longer than hex head cap screws.



* The following trade names, trademarks and/or registered trademarks are used in this material by Regal Power Transmission Solutions are NOT owned or controlled by Regal Power Transmission Solutions and are believed to be owned by the following parties: Endurion ; OMNOVA Solutions Inc. Regal Power Transmission Solutions cannot and does not represent or warrant the accuracy of this information.


Features and Benefits continued



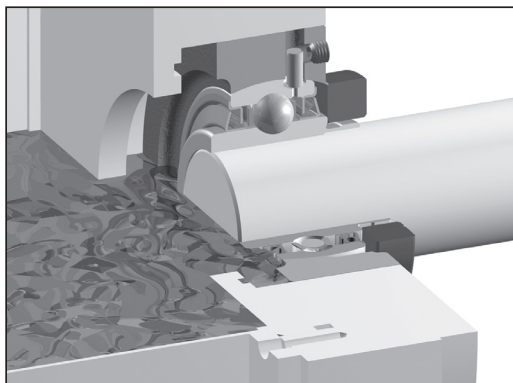
High Performance Seal (HPS)

The triple lip contact seal design provides multi-directional sealing to minimize contamination ingress and retain lubrication – standard on all units. The 304 stainless steel shell and flingers protect from incoming contaminants and provide wear resistant contact surface to all three seal lips. The grease cavities in seal assembly are factory-filled with H1 Food Grade lubricant prior to shipment for additional contaminant resistance.

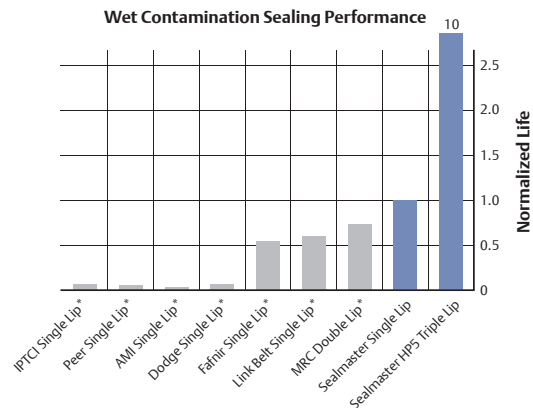
The illustrations below show the relative performance of seals in a wet contamination test as well as the test itself. Complete bearings with seals are sprayed with a 5% salt solution at 100°F. The bearings operate continuously at 500 RPM for 3 hours and idle for 1 hour. The cyclical condition test is complete after 480 hours.



The graphic below illustrates the relative performance of rubber contact seals in a slurry contamination test. The bearing is submerged halfway into a sand, salt and water mixture (as shown in illustration). The bearing rotates while a separate motor stirs the mixture. The test is stopped when the slurry mixture leaks past the seal.



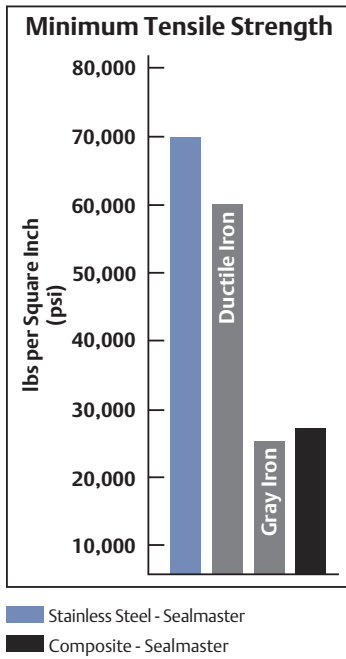
Simulation of Slurry Contamination Test



* The following trade names, trademarks and/or registered trademarks that follow are used in this material by Regal Power Transmission Solutions for comparison purposes only, are NOT owned or controlled by Regal Power Transmission Solutions and are believed to be owned by the following parties: AMI: Asahi Tec Corp. of Japan; Dodge: Baldor Electric Company; Fafnir: Timken US Corporation; IPTCI: Paul E. Robbey Company; Link Belt: Rexnord Industries, Inc.; MRC: SKF USA Inc.; Peer: Peer Bearing Company. Regal Power Transmission Solutions cannot and does not represent or warrant the accuracy of this information.




Features and Benefits continued




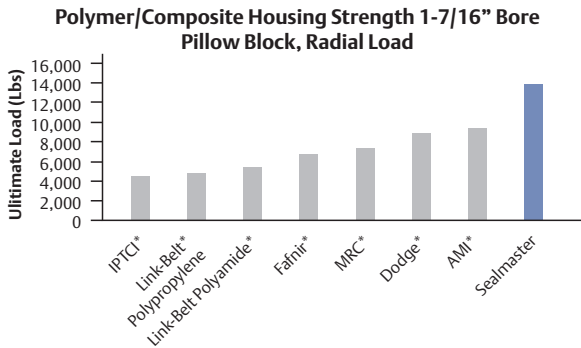
Stainless Steel Housing

High quality solid base designed investment cast passivated 316 stainless steel casting providing the highest amount corrosion resistance currently available for stainless steel housings. The investment cast process yields a smooth, easy to clean surface. The solid construction with machined base was designed for minimal gaps with no fillings.



Composite Housing

High strength composite with reinforced stainless steel bolt ferrules for high load capacity and increased strength around the bolt holes. The solid construction with machined base was designed for minimal gaps with no fillings.



*Note: Trade names and trademarks can be found on page K-32




Features and Benefits continued



Specialized Food Grade Lubrication

The Sealmaster PN Gold bearings are factory filled with Sealmaster GoldPlex-FG (Food Grade) grease (USDA H1 approved) which is suitable for mounted bearing lubrication where incidental contact with food products may occur in any application where clean, routine lubrication is required. For more information on Sealmaster GoldPlex-FG see page L-6.



Lock Pin and Dimple

The Sealmaster exclusive locking pin and dimple system provides a direct lubricant into the bearing cavity & ball path instead of around a lubrication groove, prevents outer ring rotation (sometimes referred to as “creep”), and allows $\pm 2^\circ$ static misalignment of the bearing insert



Zone Hardening Inner Race

Sealmaster incorporates a unique heat treat process that hardens the inner race only where it is needed...under the ball path. The high phosphorous electroless nickel plated 52100 steel, zone hardened inner race results improved lock reliability as a result of less distortion at setscrew location and improved thread conformity resulting in improved clamping and resistance to setscrew back-out.



Land Riding Retainer

The Sealmaster unique land riding metal retainer design provides superior pocket clearance that allows for 360° grease circulation around the rolling elements resulting in better retained and utilized lubrication. The land riding design of the retainer minimizes wear on both Ball and retainer, while maximizing stability, which is especially important in applications involving vibration, shock loading or high operating speeds.




Accessories

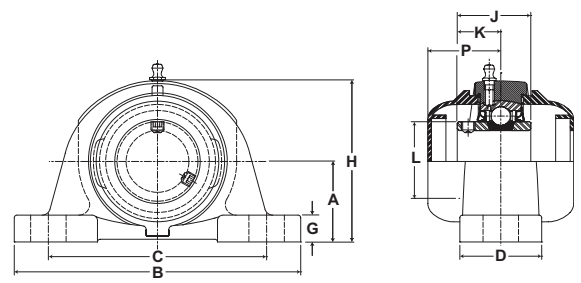
Optional accessories are available and can be found in the Accessories section starting on page L-1.

SEALMASTER® PN Gold Mounted Ball Bearings

CRPS Bearings



- Duty:** Standard
- Housing:** 316 Passivated Stainless Steel Pillow Block
- Self-Alignment:** +/- 2 Degrees
- Lock:** Setscrew
- Seal:** HPS
- Temperature:** -20° to 220°F
- Grease:** Sealmaster GoldPlex-FG




CRPS-PN Series Pillow Block Setscrew Locking

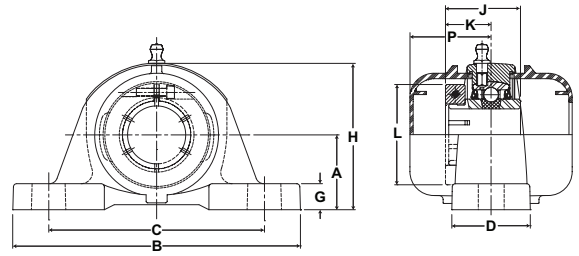
Bore Diameter		Part No	Bearing Insert No.	Basic Dynamic Rating lb/N	Dimensions inch/mm											Unit Wt. lb/kg	Open Cap	Closed Cap		
					A	B	C		D	G	H	J	K	L	P				Bolt Size	
inch	mm						Min.	Max.												
3/4	-	CRPS-PN12	PN-12	2611	1 5/16	5	3 3/8	4 1/8	1 1/2	1/2	2 9/16	1 7/32	23/32	1 3/16	1 41/64	3/8	1.90	ECO-12	ECC-12	
-	20	CRPS-PN204	PN-204	11614	33.3	127.0	85.7	104.8	38.1	12.7	65.1	31.0	18.3	30.2	41.7		.86			
1	-	CRPS-PN16	PN-16	2801	1 7/16	5 1/2	3 3/4	4 1/2	1 1/2	1/2	2 13/16	1 3/8	13/16	1 3/8	1 47/64	3/8	1.57	ECO-16	ECC-16	
-	25	CRPS-PN205	PN-205	12459	36.5	139.7	95.3	114.3	38.1	12.7	71.4	34.9	20.6	34.9	44.1		.71			
1 3/16	-	CRPS-PN19	PN-19	4381 19488	1 11/16	6 1/2	4 7/16	5 1/16	1 7/8	9/16	3 3/8	1 1/2	7/8	1 19/32	1 51/64	1/2	3.80	ECO-19	ECC-19	
1 1/4	-	CRPS-PN20R	PN-20R															ECO-20R		
-	30	CRPS-PN206	PN-206															ECO-19		
1 1/4	-	CRPS-PN20	PN-20	5782 25720	1 7/8	6 9/16	4 11/16	5 5/16	1 7/8	5/8	3 3/4	1 11/16	1	1 55/64	1 59/64	1/2	4.50	ECO-20	ECC-23	
1 3/8	-	CRPS-PN22	PN-22															ECO-23		
1 7/16	-	CRPS-PN23	PN-23															ECO-23		
-	35	CRPS-PN207	PN-207															ECO-23		
1 1/2	-	CRPS-PN24	PN-24	7340 32650	1 15/16	7 1/4	4 7/8	5 7/8	2 1/8	11/16	3 15/16	1 15/16	1 3/16	2 1/16	2 7/64	1/2	5.70	ECO-24	ECC-24	
-	40	CRPS-PN208	PN-208															ECO-24		
1 11/16	-	CRPS-PN27	PN-27	7901 35145	2 1/8	7 1/2	5 7/16	6 1/16	2 1/8	11/16	4 1/4	1 15/16	1 3/16	2 19/64	2 1/8	1/2	6.50	ECO-27	ECC-27	
1 3/4	-	CRPS-PN28	PN-28															N/A		
-	45	CRPS-PN209	PN-209															N/A		
1 15/16	-	CRPS-PN31	PN-31	7889 35092	2 1/4	8 1/8	6	6 1/2	2 3/8	3/4	4 9/16	2 1/32	1 9/32	2 15/32	2 5/64	5/8	7.90	ECO-31	ECC-31	
2	-	CRPS-PN32R	PN-32R															N/A		
-	50	CRPS-PN210	PN-210															ECO-31		
2	-	CRPS-PN32	PN-32	9752 43379	2 1/2	8 5/8	6 1/2	7	2 3/8	3/4	5	2 3/16	1 5/16	2 23/32	2 21/64	5/8	9.70	ECO-35	ECC-35	
2 3/16	-	CRPS-PN35	PN-35																	ECO-35
-	55	CRPS-PN211	PN-211	ECO-35																
2 3/8	-	CRPS-PN38	PN-38	11789 52440	2 3/4	9 1/2	6 7/8	7 5/8	2 3/4	7/8	5 9/16	2 9/16	1 9/16	2 63/64	2 37/64	5/8	13.70	ECO-39	ECC-35	
2 7/16	-	CRPS-PN39	PN-39																	ECO-39
-	60	CRPS-PN212	PN-212																	ECO-39

Metric dimensions for reference only.
 Not all parts are available from stock. Please contact customer service for availability (800) 626-2120.
 For more information on bearing capabilities outside of our standard offering, please contact Application Engineering (800) 626-2093.

PN Gold Mounted Ball Bearings **SEALMASTER**®



- Duty:** Standard
- Housing:** 316 Passivated Stainless Steel Pillow Block
- Self-Alignment:** +/- 2 Degrees
- Lock:** Skwezloc Locking Collar
- Seal:** HPS
- Temperature:** -20° to 220°F
- Grease:** Sealmaster GoldPlex-FG



CRPS-PN-T Series Pillow Block Skwezloc Locking Collar

Bore Diameter		Part No.	Bearing Insert No.	Basic Dynamic Rating lb/N	Dimensions inch/mm											Unit Wt. lb/kg	Open Cap	Closed Cap	
inch	mm				A	B	C		D	G	H	J	K	L	P				Bolt Size
						Min.	Max.												
3/4	-	CRPS-PN12T	PN-12T	2611	1 5/16	5	3 3/8	4 1/8	1 1/2	1/2	2 9/16	1 7/32	23/32	1 3/4	1 41/64	3/8	1.90	ECO-12	ECC-12
-	20	CRPS-PN204T	PN-204T	11614	33.3	127.0	85.7	104.8	38.1	12.7	65.1	31.0	18.3	44.5	41.7		.86		
1	-	CRPS-PN16T	PN-16T	2801	1 7/16	5 1/2	3 3/4	4 1/2	1 1/2	1/2	2 13/16	1 3/8	13/16	1 15/16	1 47/64	3/8	1.57	ECO-16	ECC-16
-	25	CRPS-PN205T	PN-205T	12459	36.5	139.7	95.3	114.3	38.1	12.7	71.4	34.9	20.6	49.2	44.1		.71		
1 3/16	-	CRPS-PN19T	PN-19T	4381	1 11/16	6 1/2	4 7/16	5 1/16	1 7/8	9/16	3 3/8	1 1/2	7/8	2 3/16	1 51/64	1/2	3.60	ECO-19	ECC-19
1 1/4	-	CRPS-PN20RT	PN-20RT	19488	42.9	165.1	112.7	128.6	47.6	14.3	85.7	38.1	22.2	55.6	45.6		1.63	ECO-20R	
-	30	CRPS-PN206T	PN-206T															ECO-19	
1 1/4	-	CRPS-PN20T	PN-20T	5782	1 7/8	6 9/16	4 11/16	5 5/16	1 7/8	5/8	3 3/4	1 11/16	1	2 7/16	1 59/64	1/2	4.50	ECO-20	ECC-23
-	25			25720	47.6	166.7	119.1	134.9	47.6	15.9	95.3	42.9	25.4	61.9	48.8		2.04	2.04	
1 3/8	-	CRPS-PN22T	PN-22T	5782	1 7/8	6 9/16	4 11/16	5 5/16	1 7/8	5/8	3 3/4	1 11/16	1	2 9/16	1 59/64	1/2	4.50	ECO-23	ECC-23
1 7/16	-	CRPS-PN23T	PN-23T	25720	47.6	166.7	119.1	134.9	47.6	15.9	95.3	42.9	25.4	65.1	48.8		2.04	2.04	
-	35	CRPS-PN207T	PN-207T																
1 1/2	-	CRPS-PN24T	PN-24T	7340	1 15/16	7 1/4	4 7/8	5 7/8	2 1/8	11/16	3 15/16	1 15/16	1 3/16	2 11/16	2 7/64	1/2	5.70	ECO-24	ECC-24
-	40	CRPS-PN208T	PN-208T	32650	49.2	184.2	123.8	149.2	54.0	17.5	100.0	49.2	30.2	68.3	53.6		2.59	2.59	
1 11/16	-	CRPS-PN27T	PN-27T	7901	2 1/8	7 1/2	5 7/16	6 1/16	2 1/8	11/16	4 1/4	1 15/16	1 3/16	2 15/16	2 1/8	1/2	6.50	ECO-27	ECC-27
1 3/4	-	CRPS-PN28T	PN-28T	35145	54.0	190.5	138.1	154.0	54.0	17.5	108.0	49.2	30.2	74.6	54.0		2.95	N/A	
-	45	CRPS-PN209T	PN-209T															ECO-27	
1 15/16	-	CRPS-PN31T	PN-31T	7889	2 1/4	8 1/8	6	6 1/2	2 3/8	3/4	4 9/16	2 1/32	1 9/32	3 3/8	2 5/64	5/8	7.90	ECO-31	ECC-31
2	-	CRPS-PN32RT	PN-31RT	35092	57.2	206.4	152.4	165.1	60.3	19.1	115.9	51.6	32.5	85.7	52.8		3.58	3.58	
-	50	CRPS-PN210T	PN-210T																
2	-	CRPS-PN32T	PN-32T	9752	2 1/2	8 5/8	6 1/2	7	2 3/8	3/4	5	2 3/16	1 5/16	3 1/2	2 21/64	5/8	9.70	ECO-35	ECC-35
-	40			43379	63.5	219.1	165.1	177.8	60.3	19.1	127.0	55.6	33.3	88.9	59.1		4.40	4.40	
2 3/16	-	CRPS-PN35T	PN-35T	9752	2 1/2	8 5/8	6 1/2	7	2 3/8	3/4	5	2 3/16	1 5/16	3 5/8	2 21/64	5/8	9.70	ECO-35	ECC-35
-	55	CRPS-PN211T	PN-211T	43379	63.5	219.1	165.1	177.8	60.3	19.1	127.0	55.6	33.3	92.1	59.1		4.40	4.40	
2 3/8	-	CRPS-PN38T	PN-38T	11789	2 3/4	9 1/2	6 7/8	7 5/8	2 3/4	7/8	5 9/16	2 9/16	1 9/16	4 1/8	2 37/64	5/8	13.70	ECO-39	ECC-39
2 7/16	-	CRPS-PN39T	PN-39T	52440	69.9	241.3	174.6	193.7	69.9	22.2	141.3	65.1	39.7	104.8	65.5		6.21	6.21	
-	60	CRPS-PN212T	PN-212T																

Metric dimensions for reference only.

Not all parts are available from stock. Please contact customer service for availability (800) 626-2120.

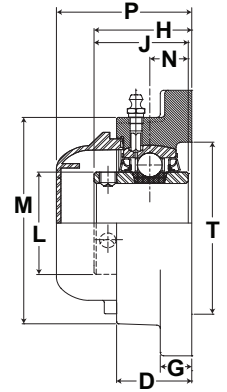
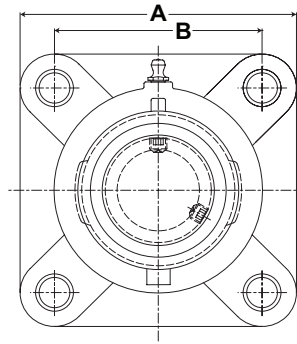
For more information on bearing capabilities outside of our standard offering, please contact Application Engineering (800) 626-2093.

SEALMASTER® PN Gold Mounted Ball Bearings

CRFS Bearings



- Duty:** Standard
- Housing:** 316 Passivated Stainless Steel
Four Bolt Flange
- Self-Alignment:** +/- 2 Degrees
- Lock:** Setscrew
- Seal:** HPS
- Temperature:** -20° to 220°F
- Grease:** Sealmaster GoldPlex-FG



CRFS-PN Series 4 Bolt Flange Setscrew Locking


Bore Diameter		Part No.	Bearing Insert No.	Basic Dynamic Rating lb/N	Dimensions inch/mm											Unit Wt. lb/kg	Open Cap	Closed Cap	Backside Shield	
inch	mm				A	B	D	G	H	J	L	M	N	P	T					Bolt Size
3/4	-	CRFS-PN12	PN-12	2611	3 3/8	2 1/2	31/32	7/16	1 9/32	1 7/32	1 3/16	2 1/2	1/2	2 19/64	2	3/8	1.50	ECO-12	ECC-12	4BSS-12
-	20	CRFS-PN204	PN-204	11614	85.7	63.5	24.6	11.1	32.5	31.0	30.2	63.5	12.7	58.3	50.8		.68			
1	-	CRFS-PN16	PN-16	2801	3 3/4	2 3/4	1 5/64	17/32	1 7/16	1 3/8	1 3/8	2 23/32	9/16	2 7/16	2 3/8	7/16	2.10	ECO-16	ECC-16	4BSS-16
-	25	CRFS-PN205	PN-205	12459	95.3	69.9	27.4	13.5	36.5	34.9	34.9	69.1	14.3	61.9	60.3		.95			
1 3/16	-	CRFS-PN19	PN-19	4381 19488	4 1/4 108.0	3 1/4 82.6	1 7/32 31.0	17/32 13.5	1 9/16 39.7	1 1/2 38.1	1 19/32 40.5	3 7/32 81.8	5/8 15.9	2 37/64 65.5	2 7/8 73.0	7/16	3.05 1.38	ECO-19	ECC-19	4BSS-19
1 1/4	-	CRFS-PN20R	PN-20R															ECO-20R		4BSS-20R
-	30	CRFS-PN206	PN-206															ECO-19		4BSS-19
1 1/4	-	CRFS-PN20	PN-20	5782 25720	4 5/8 117.5	3 5/8 92.1	1 11/32 34.1	9/16 14.3	1 3/4 44.5	1 11/16 42.9	1 55/64 47.2	3 3/4 95.3	11/16 17.5	2 3/4 69.9	3 5/16 84.1	1/2	4.10 1.86	ECO-20	ECC-23	4BSS-20
1 3/8	-	CRFS-PN22	PN-22															ECO-23		4BSS-22
1 7/16	-	CRFS-PN23	PN-23															ECO-23		4BSS-23
-	35	CRFS-PN207	PN-207															ECO-23		4BSS-22
1 1/2	-	CRFS-PN24	PN-24	7340	5 1/8	4	1 1/2	9/16	2 1/64	1 15/16	2 1/16	4 5/64	3/4	3 1/64	3 1/2	1/2	5.50	ECO-24	ECC-24	4BSS-24
-	40	CRFS-PN208	PN-208	32650	130.2	101.6	38.1	14.3	51.2	49.2	52.4	103.6	19.1	76.6	88.9		2.49			N/A
1 11/16	-	CRFS-PN27	PN-27	7901 35145	5 3/8 136.5	4 1/8 104.8	1 9/16 39.7	9/16 14.3	2 3/64 52.0	1 15/16 49.2	2 19/64 58.3	4 21/64 109.9	3/4 19.1	3 3/64 77.4	3 7/8 98.4	9/16	5.70 2.59	ECO-27	ECC-27	4BSS-27
1 3/4	-	CRFS-PN28	PN-28															N/A		N/A
-	45	CRFS-PN209	PN-209															N/A		N/A
1 15/16	-	CRFS-PN31	PN-31	7889 35092	5 5/8 142.9	4 3/8 111.1	1 9/16 39.7	9/16 14.3	2 5/32 54.8	2 1/32 51.6	2 15/32 62.7	4 35/64 115.5	3/4 19.1	3 3/64 77.4	4 101.6	9/16	6.70 3.04	ECO-31	ECC-31	4BSS-31
2	-	CRFS-PN32R	PN-32R															N/A		N/A
-	50	CRFS-PN210	PN-210															N/A		N/A
2	-	CRFS-PN32	PN-32	9752 43379	6 3/8 161.9	5 1/8 130.2	1 3/4 44.5	13/16 20.6	2 5/16 58.7	2 3/16 55.6	2 23/32 69.1	5 3/16 131.8	7/8 22.2	3 13/32 86.5	4 1/4 108.0	5/8	10.50 4.76	ECO-35	ECC-35	4BSS-32
2 3/16	-	CRFS-PN35	PN-35															4BSS-35		
-	55	CRFS-PN211	PN-211															4BSS-35		
2 3/8	-	CRFS-PN38	PN-38	11789 52440	6 7/8 174.6	5 5/8 142.9	1 15/16 49.2	13/16 20.6	2 11/16 68.3	2 9/16 65.1	2 63/64 75.8	5 7/16 138.1	1 25.4	3 51/64 96.4	5 127.0	5/8	12.00 5.44	ECO-39	ECC-39	4BSS-38
2 7/16	-	CRFS-PN39	PN-39															4BSS-39		
-	60	CRFS-PN212	PN-212															4BSS-38		

Metric dimensions for reference only.

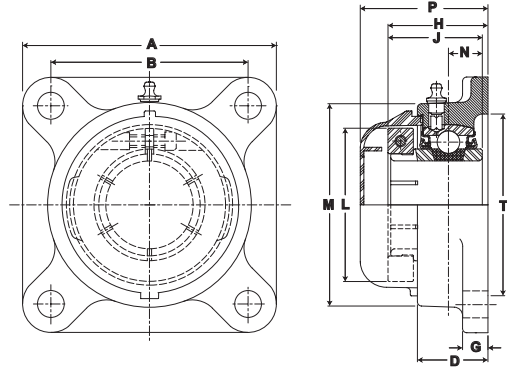
Not all parts are available from stock. Please contact customer service for availability (800) 626-2120.

For more information on bearing capabilities outside of our standard offering, please contact Application Engineering (800) 626-2093.

PN Gold Mounted Ball Bearings **SEALMASTER**®



- Duty:** Standard
- Housing:** 316 Passivated Stainless Steel
Four Bolt Flange
- Self-Alignment:** +/- 2 Degrees
- Lock:** Skwezloc Locking Collar
- Seal:** HPS
- Temperature:** -20° to 220°F
- Grease:** Sealmaster GoldPlex-FG



CRFS Bearings

CRFS-PN-T Series 4 Bolt Flange Skwezloc Locking Collar

Bore Diameter		Part No.	Bearing Insert No.	Basic Dynamic Rating lb/N	Dimensions inch/mm													Unit Wt. lb/kg	Open Cap	Closed Cap	Backside Shield
inch	mm				A	B	D	G	H	J	L	M	N	P	T	Bolt Size					
3/4	-	CRFS-PN12T	PN-12T	2611	3 3/8	2 1/2	31/32	7/16	1 9/32	1 7/32	1 3/4	2 1/2	1/2	2 9/32	2	3/8	1.50	ECO-12	ECC-12	4BSS-12	
-	20	CRFS-PN204T	PN-204T	11614	85.7	63.5	24.6	11.1	32.5	31.0	44.5	63.5	12.7	57.9	50.8		.68				
1	-	CRFS-PN16T	PN-16T	2801	3 3/4	2 3/4	1 5/64	17/32	1 7/16	1 3/8	1 15/16	2 45/64	9/16	2 7/16	2 21/64	7/16	2.10	ECO-16	ECC-16	4BSS-16	
-	25	CRFS-PN205T	PN-205T	12459	95.3	69.9	27.4	13.5	36.5	34.9	49.2	68.7	14.3	61.9	59.1		.95				
1 3/16	-	CRFS-PN19T	PN-19T	4381 19488	4 1/4	3 1/4	1 7/32	17/32	1 9/16	1 1/2	2 3/16	3 13/64	5/8	2 9/16	2 7/8	7/16	3.05	ECO-19	ECC-19	4BSS-19	
1 1/4	-	CRFS-PN20RT	PN-20RT		108.0	82.6	31.0	13.5	39.7	38.1	55.6	81.4	15.9	65.1	73.0		1.38	ECO-20R		4BSS-20R	
-	30	CRFS-PN206T	PN-206T																	ECO-19	4BSS-19
1 1/4	-	CRFS-PN20T	PN-20T	5782 25720	4 5/8	3 5/8	1 11/32	9/16	1 3/4	1 11/16	2 7/16	3 3/4	11/16	2 3/4	3 5/16	1/2	4.10	ECO-20	ECC-23	4BSS-20	
1 3/8	-	CRFS-PN22T	PN-22T	5782 25720	4 5/8	3 5/8	1 11/32	9/16	1 3/4	1 11/16	2 9/16	3 3/4	11/16	2 1/4	3 5/16	1/2	4.00	ECO-23	ECC-23	4BSS-22	
1 7/16	-	CRFS-PN23T	PN-23T		117.5	92.1	34.1	14.3	44.5	42.9	65.1	95.3	17.5	57.2	84.1		1.81			4BSS-23	
-	35	CRFS-PN207T	PN-207T																		4BSS-22
1 1/2	-	CRFS-PN24T	PN-24T	7340	5 1/8	4	1 1/2	9/16	2 1/64	1 15/16	2 11/16	4 5/64	3/4	3 1/64	3 1/2	1/2	5.50	ECO-24	ECC-24	4BSS-24	
-	40	CRFS-PN208T	PN-208T	32650	130.2	101.6	38.1	14.3	51.2	49.2	68.3	103.6	19.1	76.6	88.9		2.49			N/A	
1 11/16	-	CRFS-PN27T	PN-27T	7901 35145	5 3/8	4 1/8	1 9/16	9/16	2 3/64	1 15/16	2 15/16	4 21/64	3/4	3 3/64	3 7/8	9/16	5.70	ECO-27	ECC-27	4BSS-27	
1 3/4	-	CRFS-PN28T	PN-28T		136.5	104.8	39.7	14.3	52.0	49.2	74.6	109.9	19.1	77.4	98.4		2.59	N/A		N/A	
-	45	CRFS-PN209T	PN-209T																		
1 15/16	-	CRFS-PN31T	PN-31T	7889 35092	5 5/8	4 3/8	1 9/16	9/16	2 5/32	2 1/32	3 3/8	4 35/64	3/4	3 3/64	4	9/16	6.70	ECO-31	ECC-31	4BSS-31	
2	-	CRFS-PN32RT	PN-32RT		142.9	111.1	39.7	14.3	54.8	51.6	85.7	115.5	19.1	77.4	101.6		3.04			N/A	N/A
-	50	CRFS-PN210T	PN-210T																		
2	-	CRFS-PN32T	PN-32T	9752 43379	6 3/8	5 1/8	1 3/4	13/16	2 5/16	2 3/16	3 1/2	5 3/16	7/8	3 13/32	4 1/4	5/8	10.50	ECO-32	ECC-35	4BSS-32	
2 3/16	-	CRFS-PN35T	PN-35T	9752 43379	6 3/8	5 1/8	1 3/4	13/16	2 5/16	2 3/16	3 5/8	5 3/16	7/8	3 13/32	4 1/4	5/8	10.50	ECO-35	ECC-35	4BSS-35	
-	55	CRFS-PN211T	PN-211T		161.9	130.2	44.5	20.6	58.7	55.6	92.1	131.8	22.2	86.5	108.0		4.76				
2 3/8	-	CRFS-PN38T	PN-38T	11789 52440	6 7/8	5 5/8	1 15/16	13/16	2 11/16	2 9/16	4 1/8	5 7/16	1	3 51/64	5	5/8	11.80	ECO-38	ECC-38	4BSS-38	
2 7/16	-	CRFS-PN39T	PN-39T		174.6	142.9	49.2	20.6	68.3	65.1	104.8	138.1	25.4	96.4	127.0		5.35	ECO-39	ECC-39	4BSS-39	
-	60	CRFS-PN212T	PN-212T																ECO-38	ECC-38	4BSS-38

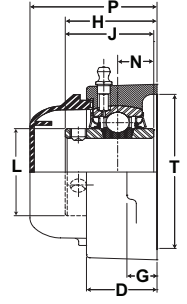
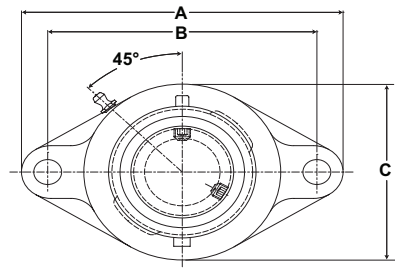
Metric dimensions for reference only.
 Not all parts are available from stock. Please contact customer service for availability (800) 626-2120.
 For more information on bearing capabilities outside of our standard offering, please contact Application Engineering (800) 626-2093.

SEALMASTER® PN Gold Mounted Ball Bearings

CRFS Bearings



- Duty:** Standard
- Housing:** 316 Passivated Stainless Steel
Two Bolt Flange
- Self-Alignment:** +/- 2 Degrees
- Lock:** Setscrew
- Seal:** HPS
- Temperature:** -20° to 220°F
- Grease:** Sealmaster GoldPlex-FG



CRFSTS-PN Series 2 Bolt Flange Setscrew Locking

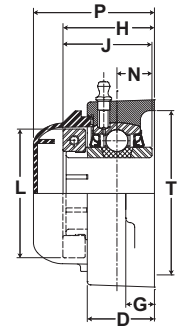
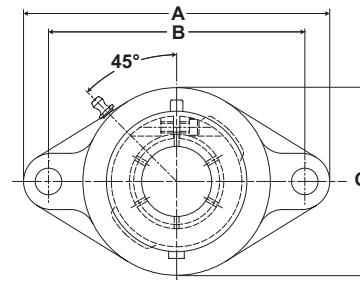
Bore Diameter	Part No.	Bearing Insert No.	Basic Dynamic Rating lb/N	Dimensions inch/mm												Bolt Size	Unit Wt. lb/kg	Open Cap	Closed Cap	Backside Shield
				A	B	C	D	G	H	J	L	N	P	T						
inch mm																				
3/4 -	CRFSTS-PN12	PN-12	2611 11614	4 13/32 111.9	3 17/32 89.7	2 3/8 60.3	31/32 24.6	7/16 11.1	1 9/32 32.5	1 7/32 31.0	1 13/16 30.2	1/2 12.7	2 19/64 58.3	2 50.8	3/8	1.20 .54	ECO-12	ECC-12	2BSS-12	
- 20	CRFSTS-PN204	PN-204																		
1 -	CRFSTS-PN16	PN-16	2801 12459	4 7/8 123.8	3 57/64 98.8	2 3/4 69.9	1 5/64 27.4	17/32 13.5	1 7/16 36.5	1 3/8 34.9	1 3/8 34.9	9/16 14.3	2 7/16 61.9	2 3/8 60.3	7/16	1.60 .73	ECO-16	ECC-16	2BSS-16	
- 25	CRFSTS-PN205	PN-205																		
1 3/16 -	CRFSTS-PN19	PN-19															ECO-19		2BSS-19	
1 1/4 -	CRFSTS-PN20R	PN-20R	4381 19488	5 9/16 141.3	4 19/32 116.7	3 1/4 82.6	1 7/32 31.0	17/32 13.5	1 9/16 39.7	1 1/2 38.1	1 19/32 40.5	5/8 15.9	2 9/16 65.1	2 7/8 73.0	7/16	2.36 1.07	ECO-20R	ECC-19	2BSS-20R	
- 30	CRFSTS-PN206	PN-206															ECO-19		2BSS-19	
1 1/4 -	CRFSTS-PN20	PN-20															ECO-20		2BSS-20	
1 3/8 -	CRFSTS-PN22	PN-22	5782 25720	6 1/8 155.6	5 1/8 130.2	3 3/4 95.3	1 11/32 34.1	9/16 14.3	1 3/4 44.5	1 11/16 42.9	1 55/64 47.2	11/16 17.5	2 3/4 69.9	3 5/16 84.1	1/2	3.20 1.45	ECO-23	ECC-23	2BSS-22 2BSS-23	
1 7/16 -	CRFSTS-PN23	PN-23																		
- 35	CRFSTS-PN207	PN-207																	N/A	
1 1/2 -	CRFSTS-PN24	PN-24	7340 32650	6 3/4 171.5	5 21/32 143.7	4 1/8 104.8	1 1/2 38.1	9/16 14.3	2 1/64 51.2	1 15/16 49.2	2 1/16 52.4	3/4 19.1	3 1/64 76.6	3 1/2 88.9	1/2	4.50 2.04	ECO-24	ECC-24	2BSS-24 2BSS-208	
1.575 40	CRFSTS-PN208	PN-208																		
1 11/16 -	CRFSTS-PN27	PN-27															ECO-27		2BSS-27	
1 3/4 -	CRFSTS-PN28	PN-28	7901 35145	7 1/16 179.4	5 27/32 148.4	4 3/8 111.1	1 9/16 39.7	9/16 14.3	2 3/64 52.0	1 15/16 49.2	2 19/64 58.3	3/4 19.1	3 3/64 77.4	3 3/8 85.7	9/16	5.00 2.27	N/A	ECC-27	N/A	
- 45	CRFSTS-PN209	PN-209																		
1 15/16 -	CRFSTS-PN31	PN-31																	2BSS-31	
2 -	CRFSTS-PN32R	PN-32R	7889 35092	7 7/16 188.9	6 3/16 157.2	4 9/16 115.9	1 9/16 39.7	9/16 14.3	2 5/32 54.8	2 1/32 51.6	2 15/32 62.7	3/4 19.1	3 1/16 77.8	4 101.6	9/16	5.40 2.45	ECO-31	ECC-31	N/A	
- 50	CRFSTS-PN210	PN-210																		
2 -	CRFSTS-PN32	PN-32																	N/A	
2 3/16 -	CRFSTS-PN35	PN-35	9752 43379	8 1/2 215.9	7 1/4 184.2	5 1/4 133.4	1 3/4 44.5	13/16 20.6	2 5/16 58.7	2 3/16 55.6	2 23/32 69.1	7/8 22.2	3 13/32 86.5	4 1/4 108.0	5/8	8.40 3.81	ECO-35	ECC-35	2BSS-35	
- 55	CRFSTS-PN211	PN-211																		

Metric dimensions for reference only.
 Not all parts are available from stock. Please contact customer service for availability (800) 626-2120.
 For more information on bearing capabilities outside of our standard offering, please contact Application Engineering (800) 626-2093.

PN Gold Mounted Ball Bearings **SEALMASTER**®



- Duty:** Standard
- Housing:** 316 Passivated Stainless Steel
Two Bolt Flange
- Self-Alignment:** +/- 2 Degrees
- Lock:** Skwezloc Locking Collar
- Seal:** HPS
- Temperature:** -20° to 220°F
- Grease:** Sealmaster GoldPlex-FG



CRFTS-PN-T Series 2 Bolt Flange Skwezloc Locking Collar

Bore Diameter		Part No.	Bearing Insert No.	Basic Dynamic Rating lb/N	Dimensions inch/mm													Unit Wt. lb/kg	Open Cap	Closed Cap	Backside Shield
					A	B	C	D	G	H	J	L	N	P	T	Bolt Size					
inch	mm																				
3/4	-	CRFTS-PN12T	PN-12T	2611 11614	4 13/32	3 17/32	2 3/8	31/32	7/16	1 9/32	2 1/2	1 3/4	1/2	2 17/64	2	3/8	1.20 .54	ECO-12	ECC-12	2BSS-12	
-	20	CRFTS-PN204T	PN-204T		111.9	89.7	60.3	24.6	11.1	32.5	63.5	44.5	12.7	57.5	50.8						
1	-	CRFTS-PN16T	PN-16T	2801 12459	4 7/8	3 57/64	2 3/4	1 5/64	17/32	1 7/16	2 3/4	1 15/16	9/16	2 7/16	2 3/16	7/16	1.60 .73	ECO-16	ECC-16	2BSS-16	
-	25	CRFTS-PN205T	PN-205T		123.8	98.8	69.9	27.4	13.5	36.5	69.9	49.2	14.3	61.9	55.6						
1 3/16	-	CRFTS-PN19T	PN-19T															ECO-19		2BSS-19	
1 1/4	-	CRFTS-PN20RT	PN-20RT	4381 19488	5 9/16	4 19/32	3 1/4	1 7/32	17/32	1 9/16	3 1/4	2 3/16	5/8	2 37/64	2 9/16	7/16	2.20 1.00	ECO-20R	ECC-19	2BSS-20R	
-	30	CRFTS-PN206T	PN-206T		141.3	116.7	82.6	31.0	13.5	39.7	82.6	55.6	15.9	65.5	65.1			ECO-19		2BSS-19	
1 1/4	-	CRFTS-PN20T	PN-20T	5782 25720	6 1/8	5 1/8	3 3/4	1 11/32	9/16	1 3/4	3 3/4	2 7/16	11/16	2 25/32	2 15/16	1/2	3.20 1.45	ECO-20	ECC-23	2BSS-20	
1 3/8	-	CRFTS-PN22T	PN-22T																	2BSS-22	
1 7/16	-	CRFTS-PN23T	PN-23T	5782 25720	6 1/8	5 1/8	3 3/4	1 11/32	9/16	1 3/4	3 3/4	2 9/16	11/16	2 25/32	2 15/16	1/2	3.40 1.54	ECO-23	ECC-23	2BSS-23	
-	35	CRFTS-PN207T	PN-207T		155.6	130.2	95.3	34.1	14.3	44.5	95.3	65.1	17.5	70.6	74.6					2BSS-22	
1 1/2	-	CRFTS-PN24T	PN-24T	7340 32650	6 3/4	5 21/32	4 1/8	1 1/2	9/16	2 1/64	4 1/8	2 11/16	3/4	3 3/64	3 19/64	1/2	4.50 2.04	ECO-24	ECC-24	2BSS-24 2BSS-208	
-	40	CRFTS-PN208T	PN-208T		171.5	143.7	104.8	38.1	14.3	51.2	104.8	68.3	19.1	77.4	83.7						
1 11/16	-	CRFTS-PN27T	PN-27T															ECO-27		2BSS-27	
1 3/4	-	CRFTS-PN28T	PN-28T	7901 35145	7 1/16	5 27/32	4 3/8	1 9/16	9/16	2 3/64	4 3/8	2 15/16	3/4	3 5/64	3 7/8	9/16	5.00 2.27	N/A	ECC-27	N/A	
-	45	CRFTS-PN209T	PN-209T		179.4	148.4	111.1	39.7	14.3	52.0	111.1	74.6	19.1	78.2	98.4						
1 15/16	-	CRFTS-PN31T	PN-31T																	2BSS-31	
2	-	CRFTS-PN32RT	PN-32RT	7889 35092	7 7/16	6 3/16	4 9/16	1 9/16	9/16	2 5/32	4 9/16	3 3/8	3/4	3 5/64	4	9/16	6.70 3.04	ECO-31	ECC-31	N/A	
-	50	CRFTS-PN210T	PN-210T		188.9	157.2	115.9	39.7	14.3	54.8	115.9	85.7	19.1	78.2	101.6						
2	-	CRFTS-PN32T	PN-32T	9752 43379	8 1/2	7 1/4	5 1/4	1 3/4	13/16	2 5/16	5 1/4	3 1/2	7/8	3 27/64	4 1/4	5/8	8.40 3.81	ECO-35	ECC-35	N/A	
2 3/16	-	CRFTS-PN35T	PN-35T	9752 43379	8 1/2	7 1/4	5 1/4	1 3/4	13/16	2 5/16	5 1/4	3 5/8	7/8	3 27/64	4 1/4	5/8	8.40 3.81	ECO-35	ECC-35	2BSS-35	
-	55	CRFTS-PN211T	PN-211T		215.9	184.2	133.4	44.5	20.6	58.7	133.4	92.1	22.2	86.9	108.0						

Metric dimensions for reference only.

Not all parts are available from stock. Please contact customer service for availability (800) 626-2120.

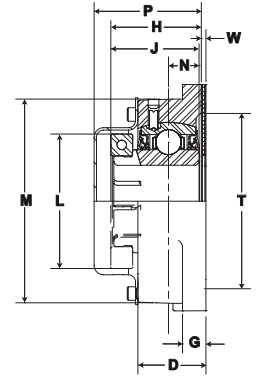
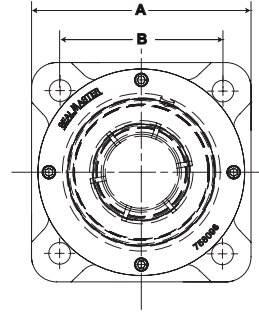
For more information on bearing capabilities outside of our standard offering, please contact Application Engineering (800) 626-2093.

SEALMASTER® PN Gold Mounted Ball Bearings

CRBS Bearings



- Duty:** Standard
- Housing:** 316 Passivated Stainless Steel
Four Bolt Reduced Flange
- Self-Alignment:** +/- 2 Degrees
- Lock:** Skwezloc Locking Collar
- Seal:** HPS
- Temperature:** -20° to 220°F
- Grease:** Sealmaster GoldPlex-FG
- Relube:** Reduced Maintenance



CRBFRS-PN-T RMW Series 4 Bolt Reduced Flange Skwezloc Locking Collar

Bore Diameter		Part No.*	Bearing Insert No.	Basic Dynamic Rating lb/N	Dimensions inch/mm											Unit Wt. lb/kg	Open Cap*	Closed Cap*	Backside Shield		
inch	mm				A	B	D	G	H	L	J	M	N	P	T					W	Bolt Size
1 7/16	-	CRBFRS-PN23T RMW	SK-2556	5782 25720	4 3/8 111.1	3 1/4 82.6	1 1/4 31.8	9/16 14.3	1 25/32 45.2	2 11/16 68.3	1 49/64 44.8	4 7/64 104.4	7/8 22.2	1 31/64 37.7	3 1/2 88.9	29/32 23.0	7/16	5.50 2.49	BEO-24	BEC-24	S-5134GS
1 1/2	-	CRBFRS-PN24T RMW	SK-2540																		S-5110GS
-	40	CRBFRS-PN208T RMW	SK-2555																		S-4492GS

* Standard option is as shown with Bolt On Cap, SKWEZLOC Locking Collar, Reduced Maintenance Option, with Back Side Shield.

Metric dimensions for reference only.

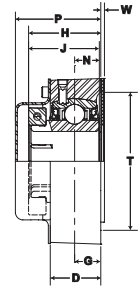
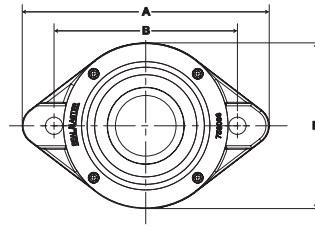
Not all parts are available from stock. Please contact customer service for availability (800) 626-2120.

For more information on bearing capabilities outside of our standard offering, please contact Application Engineering (800) 626-2093.

PN Gold Mounted Ball Bearings **SEALMASTER**®



- Duty:** Standard
- Housing:** 316 Passivated Stainless Steel
Two Bolt Reduced Flange
- Self-Alignment:** +/- 2 Degrees
- Lock:** Skwezloc Locking Collar
- Seal:** HPS
- Temperature:** -20° to 220°F
- Grease:** Sealmaster GoldPlex-FG
- Relube:** Reduced Maintenance



CRBFTRS-PN-T RMW Series 2 Bolt Reduced Flange Skwezloc Locking Collar

Bore Diameter		Part No.*	Bearing Insert No.	Basic Dynamic Rating lb/N	Dimensions inch/mm													Unit Wt. lb/kg	Open Cap*	Closed Cap*	Backside Shield													
					A	B	D	G	H	J	L	M	N	P	T	W	Bolt Size																	
inch	mm																																	
1 7/16	-	CRBFTRS-PN23T RMW	SK-2556	5782																														S-5133GS
1 1/2	-	CRBFTRS-PN24T RMW	SK-2540	25720	6 3/16 157.2	4 19/32 116.7	1 17/64 32.1	37/64 14.7	1 25/32 45.2	1 49/64 44.8	2 11/16 68.3	4 5/32 105.6	7/8 22.2	2 9/64 54.4	3 1/2 88.9	29/32 23.0	7/16	3.25 1.47	BEO-24	BEC-24													S-5121GS	
-	40	CRBFTRS-PN208T RMW	SK-2555	-																													S-5132GS	

* Standard option is as shown with Bolt On Cap, SKWEZLOC Locking Collar, Reduced Maintenance Option, with Back Side Shield.

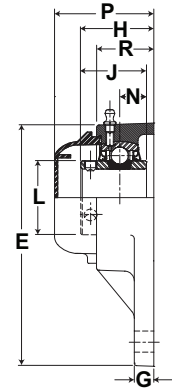
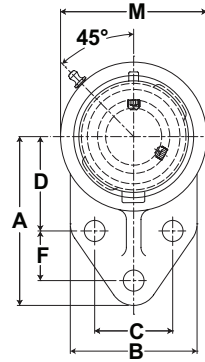
Metric dimensions for reference only.
 Not all parts are available from stock. Please contact customer service for availability (800) 626-2120.
 For more information on bearing capabilities outside of our standard offering, please contact Application Engineering (800) 626-2093.

SEALMASTER® PN Gold Mounted Ball Bearings

CRFB Bearings



- Duty:** Standard
- Housing:** 316 Passivated Stainless Steel Flange Bracket
- Self-Alignment:** +/- 2 Degrees
- Lock:** Setscrew
- Seal:** HPS
- Temperature:** -20° to 220°F
- Grease:** Sealmaster GoldPlex-FG



CRFBS-PN Series Flange Bracket Setscrew Locking

Bore Diameter		Part No.	Bearing Insert No.	Basic Dynamic Rating lb/N	Dimensions inch/mm														Bolt Size	Unit Wt. lb/kg	Open Cap	Closed Cap						
					A	B	C	D	E	F	G	H	J	L	M	N	P	R										
inch	mm																											
3/4	-	CRFBS-PN12	PN-12	2611 11614	3 76.2	2 3/8 60.3	1 1/2 38.1	1 11/16 42.9	4 1/4 108.0	7/8 22.2	5/16 7.9	1 11/32 34.1	1 7/32 31.0	1 3/16 30.2	2 1/2 63.5	1/2 12.7	2 1/4 57.2	1 1/32 26.2	3/8	1.30 .59	ECO-12	ECC-12						
	-	20	CRFBS-PN204																				PN-204					
1	-	CRFBS-PN16	PN-16	2801 12459	3 3/8 85.7	2 1/2 63.5	1 5/8 41.3	1 13/16 46.0	4 3/4 120.7	1 1/8 28.6	3/8 9.5	1 1/2 38.1	1 3/8 34.9	1 3/8 34.9	2 3/4 69.9	9/16 14.3	2 5/32 54.8	1 9/64 29.0	3/8	2.10 .95	ECO-16	ECC-16						
	-	25	CRFBS-PN205																				PN-205					
1 3/16	-	CRFBS-PN19	PN-19	4381 19488	3 3/4 95.3	2 3/4 69.9	1 7/8 47.6	2 1/16 52.4	5 3/8 136.5	1 1/4 31.8	3/8 9.5	1 5/8 41.3	1 1/2 38.1	1 19/32 40.5	3 1/4 82.6	5/8 15.9	2 17/32 64.3	1 9/32 32.5	3/8	3.00 1.36	ECO-19	ECC-19						
1 1/4	-	CRFBS-PN20R	PN-20R																		ECO-20R							
-	30	CRFBS-PN206	PN-206																		ECO-19							
1 1/4	-	CRFBS-PN20	PN-20	5782 25720	4 1/4 108.0	3 1/4 82.6	2 50.8	2 3/8 60.3	6 1/8 155.6	1 1/4 31.8	1/2 12.7	1 7/8 47.6	1 11/16 42.9	1 55/64 47.2	3 3/4 95.3	1 1/16 17.5	2 25/32 70.6	1 15/32 37.3	1/2	3.10 1.41	ECO-20	ECC-23						
1 3/8	-	CRFBS-PN22	PN-22																		ECO-22							
1 7/16	-	CRFBS-PN23	PN-23																		ECO-23							
-	35	CRFBS-PN207	PN-207																		ECO-22							

Metric dimensions for reference only.

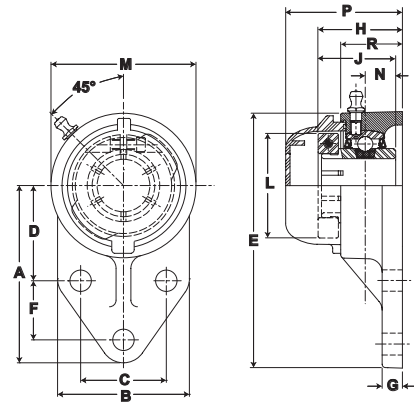
Not all parts are available from stock. Please contact customer service for availability (800) 626-2120.

For more information on bearing capabilities outside of our standard offering, please contact Application Engineering (800) 626-2093.

PN Gold Mounted Ball Bearings



- Duty:** Standard
- Housing:** 316 Passivated Stainless Steel Flange Bracket
- Self-Alignment:** +/- 2 Degrees
- Lock:** Skwezloc Locking Collar
- Seal:** HPS
- Temperature:** -20° to 220°F
- Grease:** Sealmaster GoldPlex-FG




CRFBS-PN-T Series Flange Bracket Skwezloc Locking Collar

Bore Diameter		Part No.	Bearing Insert No.	Basic Dynamic Rating lb/N	Dimensions inch/mm														Bolt Size	Unit Wt. lb/kg	Open Cap	Closed Cap														
inch	mm				A	B	C	D	H	F	G	E	M	L	R	J	N	P																		
3/4	-	CRFBS-PN12T	PN-12T	2611	3	2 3/8	1 1/2	111/16	111/32	7/8	5/16	4 1/4	2 1/2	1 3/4	1 1/32	17/32	1/2	2 1/4	3/8	1.30	ECO-12	ECC-12														
	-	20	CRFBS-PN204T	PN-204T	11614	76.2	60.3	38.1	42.9	34.1	22.2	7.9	108.0	63.5	44.5	26.2	31.0	12.7					57.2													
1	-	CRFBS-PN16T	PN-16T	2801	3 3/8	2 1/2	1 5/8	1 13/16	1 1/2	1 1/8	3/8	4 3/4	2 3/4	1 15/16	19/64	1 3/8	9/16	2 13/32	3/8	2.10	ECO-16	ECC-16														
	-	25	CRFBS-PN205T	PN-205T	12459	85.7	63.5	41.3	46.0	38.1	28.6	9.5	120.7	69.9	49.2	29.0	34.9	14.3					61.1													
1 3/16	-	CRFBS-PN19T	PN-19T	4381 19488	3 3/4	2 3/4	1 7/8	2 1/16	1 5/8	1 1/4	3/8	5 3/8	3 1/4	2 3/16	19/32	1 1/2	5/8	2 17/32	3/8	3.00	ECO-19	ECC-19														
1 1/4	-	CRFBS-PN20RT	PN-20RT																		95.3		69.9	47.6	52.4	41.3	31.8	9.5	136.5	82.6	55.6	32.5	38.1	15.9	64.3	ECO-20R
	-	30	CRFBS-PN206T																		PN-206T															
1 1/4	-	CRFBS-PN20T	PN-20T	5782 25720	4 1/4	3 1/4	2	2 3/8	1 7/8	1 1/4	1/2	6 1/8	3 3/4	2 7/16	115/32	111/16	11/16	2 25/32	1/2	3.10 1.41	ECO-20	ECC-23														
1 3/8	-	CRFBS-PN22T	PN-22T	5782 25720	4 1/4	3 1/4	2	2 3/8	1 7/8	1 1/4	1/2	6 1/8	3 3/4	2 9/16	115/32	111/16	11/16	2 25/32	1/2	3.10	ECO-22	ECC-23														
1 7/16	-	CRFBS-PN23T	PN-23T																		108.0		82.6	50.8	60.3	47.6	31.8	12.7	155.6	95.3	65.1	37.3	42.9	17.5	70.6	ECO-23
	-	35	CRFBS-PN207T																		PN-207T															

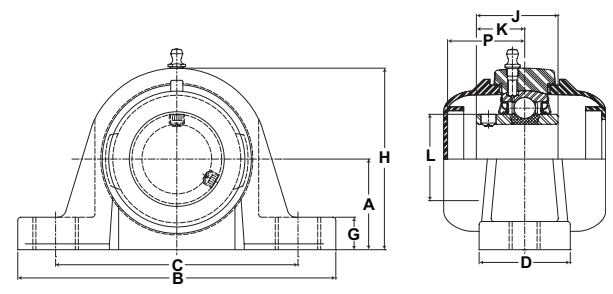
Metric dimensions for reference only.
 Not all parts are available from stock. Please contact customer service for availability (800) 626-2120.
 For more information on bearing capabilities outside of our standard offering, please contact Application Engineering (800) 626-2093.

SEALMASTER® PN Gold Mounted Ball Bearings

CRCS Bearings



- Duty:** Standard
- Housing:** High Strength Composite Pillow Block
- Self-Alignment:** +/- 2 Degrees
- Lock:** Setscrew
- Seal:** HPS
- Temperature:** 0° to 150°F
- Grease:** Sealmaster GoldPlex-FG




CRPC-PN Series Pillow Block Setscrew Locking

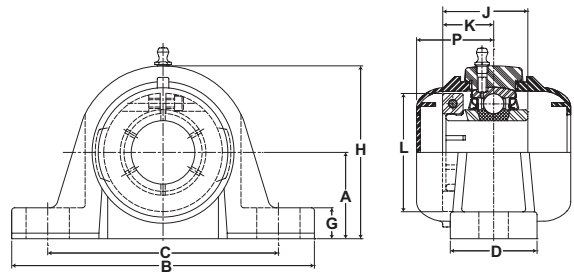
Bore Diameter		Part No.	Bearing Insert No.	Basic Dynamic Rating lb/N	Dimensions inch/mm											Unit Wt. lb/kg	Open Cap	Closed Cap													
inch	mm				A	B	C		D	G	H	J	K	L	P				Bolt Size												
						Min.	Max.																								
3/4	-	CRPC-PN12	PN-12	2611	1 5/16	5	3 3/8	4 1/8	1 1/2	9/16	2 35/64	1 7/32	23/32	1 3/16	1 41/64	3/8	.80	ECO-12	ECC-12												
-	20	CRPC-PN204	PN-204	11614	33.3	127.0	85.7	104.8	38.1	14.3	64.7	31.0	18.3	30.2	41.7	.36															
1	-	CRPC-PN16	PN-16	2801	1 7/16	5 1/2	3 3/4	4 1/2	1 1/2	9/16	2 13/16	1 3/8	13/16	1 3/8	1 47/64	3/8	.83	ECO-16	ECC-16												
-	25	CRPC-PN205	PN-205	12459	36.5	139.7	95.3	114.3	38.1	14.3	71.4	34.9	20.6	34.9	44.1	.38															
1 3/16	-	CRPC-PN19	PN-19	4381 19488	1 11/16	6 1/2	4 7/16	5 1/16	1 7/8	11/16	3 21/64	1 1/2	7/8	1 19/32	1 51/64	1/2	1.35	ECO-19	ECC-19												
1 1/4	-	CRPC-PN20R	PN-20R															42.9		165.1	112.7	128.6	47.6	17.5	84.5	38.1	22.2	40.5	45.6	.61	ECO-20R
-	30	CRPC-PN206	PN-206																												
1 1/4	-	CRPC-PN20	PN-20	5782 25720	1 7/8	6 9/16	4 11/16	5 5/16	1 7/8	11/16	3 3/4	1 11/16	1	1 55/64	1 59/64	1/2	2.03	ECO-20	ECC-23												
1 3/8	-	CRPC-PN22	PN-22															47.6		166.7	119.1	134.9	47.6	17.5	95.3	42.9	25.4	47.2	48.8	.92	ECO-23
1 7/16	-	CRPC-PN23	PN-23																												
-	35	CRPC-PN207	PN-207																												
1 1/2	-	CRPC-PN24	PN-24	7340	1 15/16	7 1/4	5 1/16	5 11/16	2 1/8	11/16	4 1/64	1 15/16	1 3/16	2 1/16	2 7/64	1/2	2.50	ECO-24	ECC-24												
-	40	CRPC-PN208	PN-208	32650	49.2	184.2	128.6	144.5	54.0	17.5	102.0	49.2	30.2	52.4	53.6	1.13															

Metric dimensions for reference only.
 Not all parts are available from stock. Please contact customer service for availability (800) 626-2120.
 For more information on bearing capabilities outside of our standard offering, please contact Application Engineering (800) 626-2093.

PN Gold Mounted Ball Bearings



- Duty:** Standard
- Housing:** High Strength Composite Pillow Block
- Self-Alignment:** +/- 2 Degrees
- Lock:** Skwezloc Locking Collar
- Seal:** HPS
- Temperature:** 0° to 150°F
- Grease:** Sealmaster GoldPlex-FG



CRPC-PN-T Series Pillow Block Skwezloc Locking Collar

Bore Diameter		Part No.	Bearing Insert No.	Basic Dynamic Rating lb/N	Dimensions inch/mm											Unit Wt. lb/kg	Open Cap	Closed Cap															
					A	B	C		D	G	H	J	K	L	P				Bolt Size														
inch	mm						Min.	Max.																									
3/4	-	CRPC-PN12T	PN-12T	2611 11614	1 5/16 33.3	5 127.0	3 3/8 85.7	4 1/8 104.8	1 1/2 38.1	9/16 14.3	2 35/64 64.7	1 7/32 31.0	23/32 18.3	1 3/4 44.5	1 41/64 41.7	3/8	.80 .36	ECO-12	ECC-12														
-	20	CRPC-PN204T	PN-204T																														
1	-	CRPC-PN16T	PN-16T	2801 12459	1 7/16 36.5	5 1/2 139.7	3 3/4 95.3	4 1/2 114.3	1 1/2 38.1	9/16 14.3	2 13/16 71.4	1 3/8 34.9	13/16 20.6	1 15/16 49.2	1 47/64 44.1	3/8	.83 .38	ECO-16	ECC-16														
-	25	CRPC-PN205T	PN-205T																														
1 3/16	-	CRPC-PN19T	PN-19T	4381 19488	1 11/16 42.9	6 1/2 165.1	4 7/16 112.7	5 1/16 128.6	1 7/8 47.6	11/16 17.5	3 21/64 84.5	1 1/2 38.1	7/8 22.2	2 3/16 55.6	1 51/64 45.6	1/2	1.54 .70	ECO-19	ECC-19														
1 1/4	-	CRPC-PN20RT	PN-20RT																														
-	30	CRPC-PN206T	PN-206T																														
1 1/4	-	CRPC-PN20T	PN-20T	5782 25720	1 7/8 47.6	6 9/16 166.7	4 11/16 119.1	5 5/16 134.9	1 7/8 47.6	11/16 17.5	3 3/4 95.3	1 11/16 42.9	1 25.4	2 7/16 61.9	1 59/64 48.8	1/2	1.97 .89	ECO-20	ECC-23														
1 3/8	-	CRPC-PN22T	PN-22T	5782 25720	1 7/8 47.6	6 9/16 166.7	4 11/16 119.1	5 5/16 134.9	1 7/8 47.6	11/16 17.5	3 3/4 95.3	1 11/16 42.9	1 25.4	2 9/16 65.1	1 59/64 48.8	1/2	1.97 .89	ECO-23	ECC-23														
1 7/16	-	CRPC-PN23T	PN-23T																														
-	35	CRPC-PN207T	PN-207T																														
1 1/2	-	CRPC-PN24T	PN-24T	7340 32650	1 15/16 49.2	7 1/4 184.2	5 1/16 128.6	5 11/16 144.5	2 1/8 54.0	11/16 17.5	4 1/64 102.0	1 15/16 49.2	1 3/16 30.2	2 11/16 68.3	2 7/64 53.6	1/2	2.50 1.13	ECO-24	ECC-24														
-	40	CRPC-PN208T	PN-208T																														

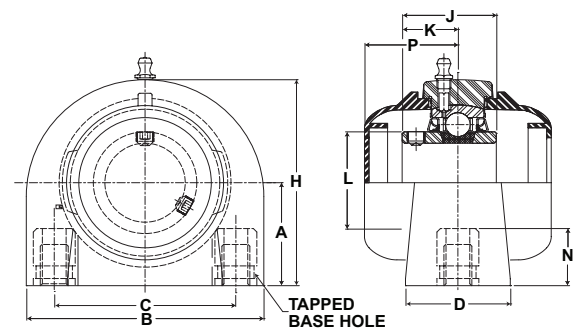
Metric dimensions for reference only.
 Not all parts are available from stock. Please contact customer service for availability (800) 626-2120.
 For more information on bearing capabilities outside of our standard offering, please contact Application Engineering (800) 626-2093.

SEALMASTER® PN Gold Mounted Ball Bearings

CRCS Bearings



- Duty:** Standard
- Housing:** High Strength Composite Tapped Base
- Self-Alignment:** +/- 2 Degrees
- Lock:** Setscrew
- Seal:** HPS
- Temperature:** 0° to 150°F
- Grease:** Sealmaster GoldPlex-FG




CRTBC-PN Series Tapped Base Pillow Block Setscrew Locking Collar

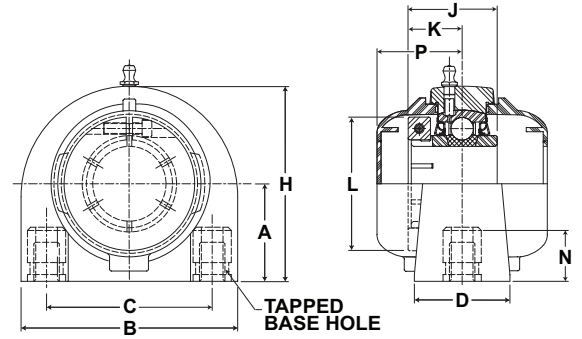
Bore Diameter		Part No.	Bearing Insert No.	Basic Dynamic Rating lb/N	Dimensions inch/mm										Unit Wt. lb/kg	Open Cap	Closed Cap	
					A	B	C	D	H	J	K	L	N	P				Bolt Size
inch	mm																	
3/4		CRTBC-PN12	PN-12	2611	1 5/16	3 1/8	2	1 1/2	2 9/16	1 7/32	23/32	1 3/16	1/2	1 41/64	3/8-16	.82	ECO-12	ECC-12
-	20	CRTBC-PN204	PN-204	11614	33.3	79.4	50.8	38.1	65.1	31.0	18.3	30.2	12.7	41.7		.37		
1	-	CRTBC-PN16	PN-16	2801	1 7/16	3	2	1 1/2	2 13/16	1 3/8	13/16	1 3/8	1/2	1 47/64	3/8-16	.93	ECO-16	ECC-16
-	25	CRTBC-PN205	PN-205	12459	36.5	76.2	50.8	38.1	71.4	34.9	20.6	34.9	12.7	44.1		.42		
1 3/16	-	CRTBC-PN19	PN-19	4381 19488	1 11/16 42.9	4 101.6	3 76.2	1 1/2 38.1	3 3/8 85.7	1 1/2 38.1	7/8 22.2	1 19/32 40.5	5/8 15.9	1 51/64 45.6	7/16-14	1.57 .71	ECO-19	ECC-19
1 1/4	-	CRTBC-PN20R	PN-20R														ECO-20R	
-	30	CRTBC-PN206	PN-206														ECO-19	
1 1/4	-	CRTBC-PN20	PN-20	5782 25720	1 7/8 47.6	4 1/4 108.0	3 1/4 82.6	1 7/8 47.6	3 3/4 95.3	1 11/16 42.9	1 25.4	1 55/64 47.2	3/4 19.1	1 59/64 48.8	1/2-13	2.27 1.03	ECO-20	ECC-23
1 3/8	-	CRTBC-PN22	PN-22														ECO-23	
1 7/16	-	CRTBC-PN23	PN-23															
-	35	CRTBC-PN207	PN-207															
1 1/2	-	CRTBC-PN24	PN-24	7340	1 15/16	4 5/8	3 1/2	1 7/8	3 15/16	1 15/16	1 3/16	2 1/16	3/4	2 7/64	1/2-13	2.77	ECO-24	ECC-24
-	40	CRTBC-PN208	PN-208	32650	49.2	117.5	88.9	47.6	100.0	49.2	30.2	52.4	19.1	53.6		1.26		

Metric dimensions for reference only.
 Not all parts are available from stock. Please contact customer service for availability (800) 626-2120.
 For more information on bearing capabilities outside of our standard offering, please contact Application Engineering (800) 626-2093.

PN Gold Mounted Ball Bearings **SEALMASTER**®



- Duty:** Standard
- Housing:** High Strength Composite Tapped Base
- Self-Alignment:** +/- 2 Degrees
- Lock:** Skwezloc Locking Collar
- Seal:** HPS
- Temperature:** 0° to 150°F
- Grease:** Sealmaster GoldPlex-FG



CRTBC-PN-T Series Tapped Base Pillow Block Skwezloc Locking Collar

Bore Diameter		Part No.	Bearing Insert No.	Basic Dynamic Rating lb/N	Dimensions inch/mm										Unit Wt. lb/kg	Open Cap	Closed Cap	
					A	B	C	D	H	J	K	L	N	P				Bolt Size
inch	mm																	
3/4	-	CRTBC-PN12T	PN-12T	2611	1 5/16	3 1/8	2	1 1/2	2 9/16	1 7/32	23/32	1 3/4	1/2	1 41/64	3/8-16	.82	ECO-12	ECC-12
-	20	CRTBC-PN204T	PN-204T	11614	33.3	79.4	50.8	38.1	65.1	31.0	18.3	44.5	12.7	41.7		.37		
1	-	CRTBC-PN16T	PN-16T	2801	1 7/16	3	2	1 1/2	2 13/16	1 3/8	13/16	1 15/16	1/2	1 47/64	3/8-16	.93	ECO-16	ECC-16
-	25	CRTBC-PN205T	PN-205T	12459	36.5	76.2	50.8	38.1	71.4	34.9	20.6	49.2	12.7	44.1		.42		
1 3/16	-	CRTBC-PN19T	PN-19T	4381 19488	1 11/16 42.9	4	3	1 1/2 38.1	3 3/8 85.7	1 1/2 38.1	7/8 22.2	2 3/16 55.6	5/8 15.9	1 51/64 45.6	7/16-14	1.57	ECO-19	ECC-19
1 1/4	-	CRTBC-PN20RT	PN-20RT														ECO-20R	
-	30	CRTBC-PN206T	PN-206T														ECO-19	
1 1/4	-	CRTBC-PN20T	PN-20T	5782 25720	1 7/8 47.6	4 1/4 108.0	3 1/4 82.6	1 7/8 47.6	3 3/4 95.3	1 11/16 42.9	1 25.4	2 7/16 61.9	3/4 19.1	1 59/64 48.8	1/2-13	2.27 1.03	ECO-20	ECC-23
1 3/8	-	CRTBC-PN22T	PN-22T	5782 25720	1 7/8 47.6	4 1/4 108.0	3 1/4 82.6	1 7/8 47.6	3 3/4 95.3	1 11/16 42.9	1 25.4	2 9/16 65.1	3/4 19.1	1 59/64 48.8	1/2-13	2.27 1.03	ECO-23	ECC-23
1 7/16	-	CRTBC-PN23T	PN-23T															
-	35	CRTBC-PN207T	PN-207T															
1 1/2	-	CRTBC-PN24T	PN-24T	7340	1 15/16	4 5/8	3 1/2	1 7/8	3 15/16	1 15/16	1 3/16	2 11/16	3/4	2 7/64	1/2-13	2.77	ECO-24	ECC-24
-	40	CRTBC-PN208T	PN-208T	32650	49.2	117.5	88.9	47.6	100.0	49.2	30.2	68.3	19.1	53.6		1.26		

Metric dimensions for reference only.

Not all parts are available from stock. Please contact customer service for availability (800) 626-2120.

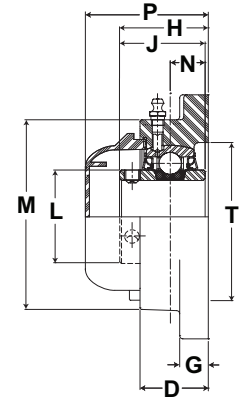
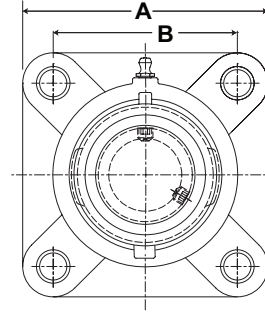
For more information on bearing capabilities outside of our standard offering, please contact Application Engineering (800) 626-2093.

SEALMASTER® PN Gold Mounted Ball Bearings

CRFC Bearings



- Duty:** Standard
- Housing:** High Strength Composite Four Bolt Flange
- Self-Alignment:** +/- 2 Degrees
- Lock:** Setscrew
- Seal:** HPS
- Temperature:** 0° to 150°F
- Grease:** Sealmaster GoldPlex-FG



CRFC-PN Series 4 Bolt Flange Setscrew Locking Collar

Bore Diameter		Part No.	Bearing Insert No.	Basic Dynamic Rating lb/N	Dimensions inch/mm											Unit Wt. lb/kg	Open Cap	Closed Cap	Backside Shield	
					A	B	G	D	H	J	L	M	N	P	T					Bolt Size
inch	mm																			
3/4	-	CRFC-PN12	PN-12	2611	3 7/16	2 1/2	7/16	61/64	1 9/32	1 7/32	1 3/16	2 3/8	1/2	2 13/64	2	3/8	.78	ECO-12	ECC-12	4BSS-12
-	20	CRFC-PN204	PN-204	11614	87.3	63.5	11.1	24.2	32.5	31.0	30.2	60.3	12.7	56.0	50.8	3/8	.35	ECO-12	ECC-12	4BSS-12
1	-	CRFC-PN16	PN-16	2801	3 51/64	2 3/4	17/32	1 5/64	1 7/16	1 3/8	1 3/8	2 21/32	9/16	2 23/64	2 3/16	7/16	.99	ECO-16	ECC-16	4BSS-16
-	25	CRFC-PN205	PN-205	12459	96.4	69.9	13.5	27.4	36.5	34.9	34.9	67.5	14.3	59.9	55.6	7/16	.45	ECO-16	ECC-16	4BSS-16
1 3/16	-	CRFC-PN19	PN-19	4381	4 11/32	3 1/4	17/32	1 13/64	1 9/16	1 1/2	1 19/32	3 3/16	5/8	2 15/32	2 9/16	7/16	1.54	ECO-19	ECC-19	4BSS-19
1 1/4	-	CRFC-PN20R	PN-20R	19488	110.3	82.6	13.5	30.6	39.7	38.1	40.5	81.0	15.9	62.7	65.1	7/16	.70	ECO-20R		4BSS-20R
-	30	CRFC-PN206	PN-206															ECO-19		4BSS-19
1 1/4	-	CRFC-PN20	PN-20															ECO-20	ECC-23	4BSS-20
1 3/8	-	CRFC-PN22	PN-22	5782	4 53/64	3 5/8	9/16	1 11/32	1 3/4	1 11/16	1 55/64	3 21/32	11/16	2 43/64	2 15/16	1/2	2.21	ECO-23		4BSS-22
1 7/16	-	CRFC-PN23	PN-23	25720	122.6	92.1	14.3	34.1	44.5	42.9	47.2	92.9	17.5	67.9	74.6	1/2	1.00			ECO-23
-	35	CRFC-PN207	PN-207																	N/A
1 1/2	-	CRFC-PN24	PN-24	7340	5 1/4	4	9/16	1 1/2	2 1/64	1 15/16	2 1/16	4 1/64	3/4	2 15/16	3 9/32	1/2	2.78	ECO-24	ECC-24	4BSS-24
-	40	CRFC-PN208	PN-208	32650	133.4	101.6	14.3	38.1	51.2	49.2	52.4	102.0	19.1	74.6	83.3	1/2	1.26			ECO-24

Metric dimensions for reference only.

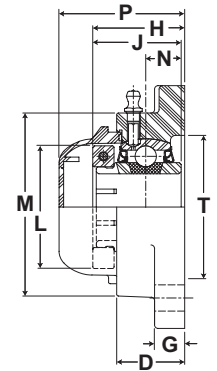
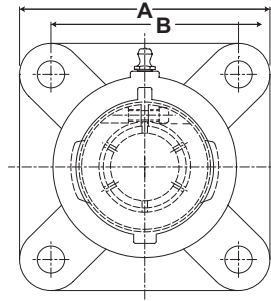
Not all parts are available from stock. Please contact customer service for availability (800) 626-2120.

For more information on bearing capabilities outside of our standard offering, please contact Application Engineering (800) 626-2093.

PN Gold Mounted Ball Bearings **SEALMASTER**®



- Duty:** Standard
- Housing:** High Strength Composite Four Bolt Flange
- Self-Alignment:** +/- 2 Degrees
- Lock:** Skwezloc Locking Collar
- Seal:** HPS
- Temperature:** 0° to 150°F
- Grease:** Sealmaster GoldPlex-FG




CRFC-PN T Series 4 Bolt Flange Skwezloc Locking Collar

Bore Diameter		Part No.	Bearing Insert No.	Basic Dynamic Rating lb/N	Dimensions inch/mm													Unit Wt. lb/kg	Open Cap	Closed Cap	Backside Shield
					A	B	G	D	H	J	L	M	N	P	T	Bolt Size					
inch	mm																				
3/4	-	CRFC-PN12T	PN-12T	2611	3 7/16	2 1/2	7/16	61/64	1 9/32	1 7/32	1 3/4	2 3/8	1/2	2 13/64	2	3/8	.78	ECO-12	ECC-12	4BSS-12	
-	20	CRFC-PN204T	PN-204T	11614	87.3	63.5	11.1	24.2	32.5	31.0	44.5	60.3	12.7	56.0	50.8		.35				
1	-	CRFC-PN16T	PN-16T	2801	3 51/64	2 3/4	17/32	1 5/64	1 7/16	1 3/8	1 15/16	2 21/32	9/16	2 23/64	2 3/16	7/16	.99	ECO-16	ECC-16	4BSS-16	
-	25	CRFC-PN205T	PN-205T	12459	96.4	69.9	13.5	27.4	36.5	34.9	49.2	67.5	14.3	59.9	55.6		.45				
1 3/16	-	CRFC-PN19T	PN-19T	4381	4 11/32	3 1/4	17/32	1 13/64	1 9/16	1 1/2	2 3/16	3 3/16	5/8	2 15/32	2 9/16	7/16	1.54	ECO-19	ECC-19	4BSS-19	
1 1/4	-	CRFC-PN20RT	PN-20RT	19488	110.3	82.6	13.5	30.6	39.7	38.1	55.6	81.0	15.9	62.7	65.1		.70	ECO-20R		4BSS-20R	
-	30	CRFC-PN206T	PN-206T															ECO-19		4BSS-19	
1 1/4	-	CRFC-PN20T	PN-20T	5782	4 53/64	3 5/8	9/16	1 11/32	1 3/4	1 11/16	2 7/16	3 21/32	11/16	2 43/64	2 15/16	1/2	2.21	ECO-20	ECC-23	4BSS-20	
-				25720	122.6	92.1	14.3	34.1	44.5	42.9	61.9	92.9	17.5	67.9	74.6		1.00				
1 3/8	-	CRFC-PN22T	PN-22T	5782	4 53/64	3 5/8	9/16	1 11/32	1 3/4	1 11/16	2 9/16	3 21/32	11/16	2 43/64	2 15/16	1/2	2.21	ECO-23	ECC-23	4BSS-22	
-				25720	122.6	92.1	14.3	34.1	44.5	42.9	65.1	92.9	17.5	67.9	74.6		1.00			4BSS-23	
1 7/16	-	CRFC-PN23T	PN-23T																		
-	35	CRFC-PN207T	PN-207T																	N/A	
1 1/2	-	CRFC-PN24T	PN-24T	5307	5 1/4	4	9/16	1 1/2	2 1/64	1 15/16	2 11/16	4 1/64	3/4	2 15/16	3 9/32	1/2	2.78	ECO-24	ECC-24	4BSS-24	
-	40	CRFC-PN208T	PN-208T	23607	133.4	101.6	14.3	38.1	51.2	49.2	68.3	102.0	19.1	74.6	83.3		1.26			N/A	

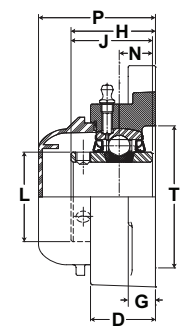
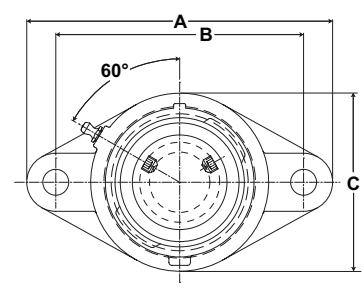
Metric dimensions for reference only.
 Not all parts are available from stock. Please contact customer service for availability (800) 626-2120.
 For more information on bearing capabilities outside of our standard offering, please contact Application Engineering (800) 626-2093.

SEALMASTER® PN Gold Mounted Ball Bearings

CRCS Bearings



- Duty:** Standard
- Housing:** High Strength Composite Two Bolt Flange
- Self-Alignment:** +/- 2 Degrees
- Lock:** Setscrew
- Seal:** HPS
- Temperature:** 0° to 150°F
- Grease:** Sealmaster GoldPlex-FG



CRFTC-PN Series 2 Bolt Flange Setscrew Locking Collar

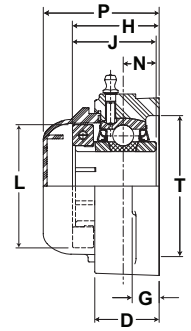
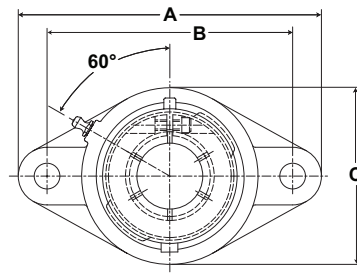
Bore Diameter		Part No.	Bearing Insert No.	Basic Dynamic Rating lb/N	Dimensions inch/mm											Unit Wt. lb/kg	Open Cap	Closed Cap	Backside Shield	
					A	B	C	D	G	H	J	L	N	P	T					Bolt Size
inch	mm																			
3/4	-	CRFTC-PN12	PN-12	2611 11614	4 15/32 113.5	3 17/32 89.7	2 7/16 61.9	3 1/32 24.6	7/16 11.1	1 9/32 32.5	1 7/32 31.0	1 3/16 30.2	1/2 12.7	2 13/64 56.0	2 50.8	3/8	.70 .32	ECO-12	ECC-12	2BSS-12 N/A
-	20	CRFTC-PN204	PN-204																	
1	-	CRFTC-PN16	PN-16	2801 12459	4 15/16 125.4	3 57/64 98.8	2 23/32 69.1	1 5/64 27.4	1 7/32 13.5	1 7/16 36.5	1 3/8 34.9	1 3/8 34.9	9/16 14.3	2 23/64 59.9	2 3/16 55.6	7/16	.83 .38	ECO-16	ECC-16	2BSS-16 N/A
-	25	CRFTC-PN205	PN-205																	
1 3/16	-	CRFTC-PN19	PN-19	4381 19488	5 11/16 144.5	4 19/32 116.7	3 1/4 82.6	1 7/32 31.0	1 7/32 13.5	1 9/16 39.7	1 1/2 38.1	1 19/32 40.5	5/8 15.9	2 31/64 63.1	2 9/16 65.1	7/16	2.45 1.11	ECO-19	ECC-19	2BSS-19
1 1/4	-	CRFTC-PN20R	PN-20R															ECO-20R		2BSS-20R
-	30	CRFTC-PN206	PN-206															ECO-19		2BSS-19
1 1/4	-	CRFTC-PN20	PN-20	5782 25720	6 21/64 160.7	5 1/8 130.2	3 45/64 94.1	1 11/32 34.1	9/16 14.3	1 3/4 44.5	1 11/16 42.9	1 55/64 47.2	1 1/16 17.5	2 43/64 67.9	2 15/16 74.6	1/2	3.20 1.45	ECO-20	ECC-23	2BSS-20
1 3/8	-	CRFTC-PN22	PN-22															ECO-23		2BSS-22
1 7/16	-	CRFTC-PN23	PN-23																	2BSS-23
-	35	CRFTC-PN207	PN-207																	2BSS-22
1 1/2	-	CRFTC-PN24	PN-24	7340 32650	6 29/32 175.4	5 21/32 143.7	4 7/64 104.4	1 1/2 38.1	9/16 14.3	2 1/64 51.2	1 15/16 49.2	2 1/16 52.4	3/4 19.1	2 15/16 74.6	3 19/64 83.7	1/2	2.45 1.11	ECO-24	ECC-24	2BSS-24
-	40	CRFTC-PN208	PN-208															2BSS-208		

Metric dimensions for reference only.
 Not all parts are available from stock. Please contact customer service for availability (800) 626-2120.
 For more information on bearing capabilities outside of our standard offering, please contact Application Engineering (800) 626-2093.

PN Gold Mounted Ball Bearings **SEALMASTER**®



- Duty:** Standard
- Housing:** High Strength Composite Two Bolt Flange
- Self-Alignment:** +/- 2 Degrees
- Lock:** Skwezloc Locking Collar
- Seal:** HPS
- Temperature:** 0° to 150°F
- Grease:** Sealmaster GoldPlex-FG



CRFTC-PN-T Series 2 Bolt Flange Skwezloc Locking Collar

Bore Diameter		Part No.	Bearing Insert No.	Basic Dynamic Rating lb/N	Dimensions inch/mm													Unit Wt. lb/kg	Open Cap	Closed Cap	Backside Shield
					A	B	C	D	G	H	J	L	N	P	T	Bolt Size					
inch	mm																				
3/4	-	CRFTC-PN12T	PN-12T	2611 11614	4 15/32 113.5	3 17/32 89.7	2 7/16 61.9	3 1/32 24.6	7/16 11.1	1 9/32 32.5	1 7/32 31.0	1 3/4 44.5	1/2 12.7	2 13/64 56.0	2 50.8	3/8	.70 .32	ECO-12	ECC-12	2BSS-12	
-	20	CRFTC-PN204T	PN-204T																		
1	-	CRFTC-PN16T	PN-16T	2801 12459	4 15/16 125.4	3 57/64 98.8	2 23/32 69.1	1 5/64 27.4	1 7/32 13.5	1 7/16 36.5	1 3/8 34.9	1 15/16 49.2	9/16 14.3	2 23/64 59.9	2 3/16 55.6	7/16	.83 .38	ECO-16	ECC-16	2BSS-16	
-	25	CRFTC-PN205T	PN-205T																		
1 3/16	-	CRFTC-PN19T	PN-19T	4381 19488	5 11/16 144.5	4 19/32 116.7	3 1/4 82.6	1 7/32 31.0	1 7/32 13.5	1 9/16 39.7	1 1/2 38.1	2 3/16 55.6	5/8 15.9	2 31/64 63.1	2 9/16 65.1	7/16	1.97 .89	ECO-19	ECC-19	2BSS-19	
1 1/4	-	CRFTC-PN20RT	PN-20RT															ECO-20R		2BSS-20R	
-	30	CRFTC-PN206T	PN-206T															ECO-19		2BSS-19	
1 1/4	-	CRFTC-PN20T	PN-20T	5782 25720	6 21/64 160.7	5 1/8 130.2	3 45/64 94.1	1 11/32 34.1	9/16 14.3	1 3/4 44.5	1 11/16 42.9	2 7/16 61.9	1 1/16 17.5	2 43/64 67.9	2 15/16 74.6	1/2	1.97 .89	ECO-20	ECC-23	2BSS-20	
1 3/8	-	CRFTC-PN22T	PN-22T	5782 25720	6 21/64 160.7	5 1/8 130.2	3 45/64 94.1	1 11/32 34.1	9/16 14.3	1 3/4 44.5	1 11/16 42.9	2 9/16 65.1	1 1/16 17.5	2 43/64 67.9	2 15/16 74.6	1/2	1.97 .89	ECO-23	ECC-23	2BSS-22	
1 7/16	-	CRFTC-PN23T	PN-23T																	2BSS-23	
-	35	CRFTC-PN207T	PN-207T																	2BSS-22	
1 1/2	-	CRFTC-PN24T	PN-24T	7340 32650	6 29/32 175.4	5 21/32 143.7	4 7/64 104.4	1 1/2 38.1	9/16 14.3	2 1/64 51.2	1 15/16 49.2	2 11/16 68.3	3/4 19.1	2 15/16 74.6	3 19/64 83.7	1/2	2.50 1.13	ECO-24	ECC-24	2BSS-24 2BSS-208	
-	40	CRFTC-PN208T	PN-208T																		


Metric dimensions for reference only.

Not all parts are available from stock. Please contact customer service for availability (800) 626-2120.

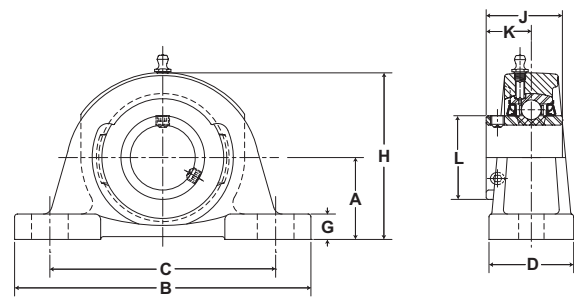
For more information on bearing capabilities outside of our standard offering, please contact Application Engineering (800) 626-2093.

SEALMASTER® PN Gold Mounted Ball Bearings

CRPS Bearings



- Duty:** Standard
- Housing:** Fluoropolymer Coated Cast Iron
- Self-Alignment:** +/- 2 Degrees
- Lock:** Setscrew
- Seal:** HPS
- Temperature:** -20° to 220°F
- Grease:** Sealmaster GoldPlex-FG




CRPLF-PN Series Low Base Pillow Block Setscrew Locking

Bore Diameter		Part No*	Bearing Insert No.	Basic Dynamic Rating lb/N	Dimensions inch/mm										Bolt Size	Unit Wt. lb/kg
					A	B	C		D	G	H	J	K	L		
inch	mm						Min.	Max.								
1	-	CRPLF-PN16	PN-16	2801	1 5/16	5 1/2	3 7/8	4 3/8	1 1/2	1/2	2 11/16	1 3/8	13/16	1 3/8	3/8	2.0
-	30	CRPLF-PN205	PN-205	12459	33.3	139.7	98.4	111.1	38.1	12.7	68.3	34.9	20.6	34.9		.91
1 3/16	-	CRPLF-PN19	PN-19	4381	1 9/16	6 1/2	4 7/16	5 1/16	1 7/8	7/16	3 1/4	1 1/2	7/8	1 19/32	1/2	3.6
1 1/4	-	CRPLF-PN20R	PN-20R	19488	39.7	165.1	112.7	128.6	47.6	11.1	82.6	38.1	22.2	40.5		1.6
-	35	CRPLF-PN206	PN-206													
1 1/4	-	CRPLF-PN20	PN-20	5782	1 13/16	6 9/16	4 11/16	5 5/16	1 7/8	9/16	3 11/16	1 11/16	1	1 55/64	1/2	4.4
1 3/8	-	CRPLF-PN22	PN-22	25720	46.0	166.7	119.1	134.9	47.6	14.3	93.7	42.9	25.4	47.2		2.0
1 7/16	-	CRPLF-PN23	PN-23													
-	35	CRPLF-PN207	PN-207													
1 1/2	-	CRPS-PN24**	PN-24	7340	1 15/16	7 1/4	4 7/8	5 7/8	2 1/8	11/16	3 15/16	1 15/16	1 3/16	2 1/16	1/2	5.7
-	40	CRPLF-PN208	PN-208	32650	49.2	184.2	123.8	149.2	54.0	17.5	100.0	49.2	30.2	52.4		2.6
1 11/16	-	CRPLF-PN27	PN-27	7901	2 1/16	7 1/2	5 7/16	6 1/16	2 1/8	5/8	4 3/16	1 15/16	1 3/16	2 19/64	1/2	6.2
1 3/4	-	CRPLF-PN28	PN-28	35145	52.4	190.5	138.1	154.0	54.0	15.9	106.4	49.2	30.2	58.3		2.8
-	45	CRPLF-PN209	PN-209													
1 15/16	-	CRPLF-PN31	PN-31	7889	2 3/16	8 1/8	6	6 1/2	2 3/8	11/16	4 1/2	2 1/32	1 9/32	2 15/32	5/8	7.8
-	50	CRPLF-PN210	PN-210	35092	55.6	206.4	152.4	165.1	60.3	17.5	114.3	51.6	32.5	62.7		3.5
2	-	CRPLF-PN32	PN-32	9752	2 7/16	8 5/8	6 1/2	7	2 3/8	11/16	4 15/16	2 3/16	1 5/16	2 23/32	5/8	9.7
2 3/16	-	CRPLF-PN35	PN-35	43379	61.9	219.1	165.1	177.8	60.3	17.5	125.4	55.6	33.3	69.1		4.4
-	55	CRPLF-PN211	PN-211													

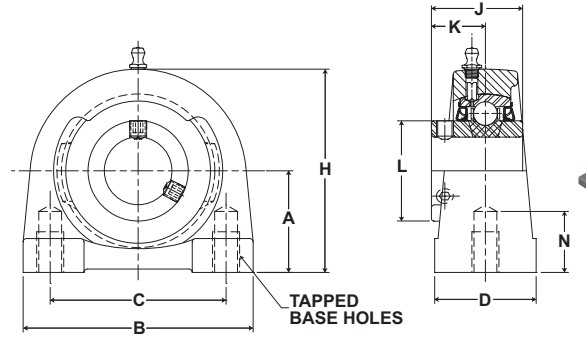
*Housing is Fluoropolymer coated cast iron and housing design does not allow for snap on end cap.
 For additional sizes and Skwezloc concentric locking collar availability contact customer service.
 **CRPLF-PN24 replaced by CRPS-PN24, dimensions are the same. See page K-35

Metric dimensions for reference only.
 Not all parts are available from stock. Please contact customer service for availability (800) 626-2120.
 For more information on bearing capabilities outside of our standard offering, please contact Application Engineering (800) 626-2093.

PN Gold Mounted Ball Bearings **SEALMASTER**®



- Duty:** Standard
- Housing:** Fluoropolymer Coated Cast Iron
- Self-Alignment:** +/- 2 Degrees
- Lock:** Setscrew
- Seal:** HPS
- Temperature:** -20° to 220°F
- Grease:** Sealmaster GoldPlex-FG



CRES Bearings

CRTBF-PN Series Tapped Base Pillow Block Setscrew Locking

Bore Diameter		Part No.*	Brg. No.	Basic Dynamic Rating lb/N	Dimensions inch/mm							N Min. Tap Depth	Bolt UNC-2B Thread	Unit Wt. lb/kg	
					A	B	C	D	H	J	K				L
inch	mm														
3/4	-	CRTBF-PN12	PN-12	2611 11614	1 5/16 33.3	3 1/8 79.4	2 50.8	1 1/2 38.1	2 9/16 65.1	1 7/32 31.0	23/32 18.3	1 3/16 30.2	1/2 12.7	3/8-16	1.8 .82
0.787	20	CRTBF-PN204	PN-204												
1	-	CRTBF-PN16	PN-16	2801 12459	1 7/16 36.5	3 76.2	2 50.8	1 1/2 38.1	2 13/16 71.4	1 3/8 34.9	13/16 20.6	1 3/8 34.9	1/2 12.7	3/8-16	2.0 .91
-	25	CRTBF-PN205	PN-205												
1 3/16	-	CRTBF-PN19	PN-19	4381 19488	1 11/16 42.9	4 101.6	3 76.2	1 1/2 38.1	3 13/32 86.5	1 1/2 38.1	7/8 22.2	1 19/32 40.5	5/8 15.9	7/16-14	3.5 1.59
1 1/4	-	CRTBF-PN20R	PN-20R												
-	30	CRTBF-PN206	PN-206												
1 1/4	-	CRTBF-PN20	PN-20	5782 25720	1 7/8 47.6	4 1/4 108.0	3 1/4 82.6	1 7/8 47.6	3 3/4 95.3	1 11/16 42.9	1 25.4	1 55/64 47.2	3/4 19.1	1/2-13	4.5 2.04
1 3/8	-	CRTBF-PN22	PN-22												
1 7/16	-	CRTBF-PN23	PN-23												
-	35	CRTBF-PN207	PN-207												
1 1/2	-	CRTBF-PN24	PN-24	7340 32650	1 15/16 49.2	4 5/8 117.5	3 1/2 88.9	1 7/8 47.6	3 15/16 100.0	1 15/16 49.2	1 3/16 30.2	2 1/16 52.4	3/4 19.1	1/2-13	6.0 2.72
-	40	CRTBF-PN208	PN-208												
1 11/16	-	CRTBF-PN27	PN-27	7901 35145	2 1/8 54.0	5 127.0	3 3/4 95.3	2 50.8	4 1/4 108.0	1 15/16 49.2	1 3/16 30.2	2 19/64 58.7	3/4 19.1	1/2-13	6.5 2.95
1 3/4	-	CRTBF-PN28	PN-28												
-	45	CRTBF-PN209	PN-209												
1 15/16	-	CRTBF-PN31	PN-31	9752 43379	2 1/4 57.2	5 1/2 139.7	4 101.6	2 50.8	4 5/8 117.5	2 1/32 51.6	1 9/32 32.5	2 15/32 62.7	7/8 22.2	5/8-11	8.0 3.63
2	-	CRTBF-PN32R	PN-32R												
-	50	CRTBF-PN210	PN-210												

*Housing is Fluoropolymer coated cast iron and housing design does not allow for snap on end cap.
For additional sizes and Skwezloc concentric locking collar availability contact customer service.

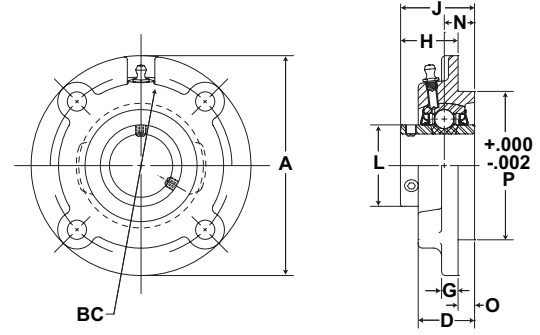
Metric dimensions for reference only.
Not all parts are available from stock. Please contact customer service for availability (800) 626-2120.
For more information on bearing capabilities outside of our standard offering, please contact Application Engineering (800) 626-2093.

SEALMASTER® PN Gold Mounted Ball Bearings

CRCS Bearings



- Duty:** Standard
- Housing:** Fluoropolymer Coated Cast Iron
- Self-Alignment:** +/- 2 Degrees
- Lock:** Setscrew
- Seal:** HPS
- Temperature:** -20° to 220°F
- Grease:** Sealmaster GoldPlex-FG




CRFCF-PN Series Flange Cartridge Setscrew Locking

Bore Diameter		Part No.*	Bearing Insert No.	Basic Dynamic Rating lb/N	Dimensions inch/mm										Bolt Size	Unit Wt. lb/kg
inch	mm				A	BC	D	G	H	J	L	N	O	P		
1 3/16	-	CRFCF-PN19	PN-19	4381 19488	4 3/8	3 5/8	1 3/16	3/8	1 5/16	1 9/16	1 19/32	5/8	1/4	3.000	5/16	3.0 1.36
1 1/4	-	CRFCF-PN20R	PN-20R		4 3/8	3 5/8	1 3/16	3/8	1 5/16	1 9/16	1 19/32	5/8	1/4	3.000		
-	30	CRFCF-PN206	PN-206		111.1	92.1	30.2	9.5	33.3	39.7	40.5	15.9	6.4	76.20		
1 1/4	-	CRFCF-PN20	PN-20	5782 25720	5 127.0	4 1/8 104.8	1 9/32 32.5	3/8 9.5	1 5/16 33.3	1 11/16 42.9	1 55/64 47.2	11/16 17.5	3/8 9.5	3.375 85.73	3/8	3.9 1.77
1 3/8	-	CRFCF-PN22	PN-22													
1 7/16	-	CRFCF-PN23	PN-23													
-	35	CRFCF-PN207	PN-207													
1 1/2	-	CRFCF-PN24	PN-24	7340 32650	5 1/4 133.4	4 3/8 111.1	1 27/64 36.1	7/16 11.1	1 1/2 38.1	1 15/16 49.2	2 1/16 52.4	3/4 19.1	7/16 11.1	3.625 92.08	3/8	4.7 2.13
-	40	CRFCF-PN208	PN-208													
1 11/16	-	CRFCF-PN27	PN-27	7901 35145	6 1/8 155.6	5 1/8 130.2	1 29/64 36.9	7/16 11.1	1 1/2 38.1	1 15/16 49.2	2 19/64 58.3	3/4 19.1	7/16 11.1	4.250 107.95	7/16	6.0 2.72
1 3/4	-	CRFCF-PN28	PN-28													
-	45	CRFCF-PN209	PN-209													
1 15/16	-	CRFCF-PN31	PN-31	7889 35092	6 1/8 155.6	5 1/8 130.2	1 27/64 36.1	7/16 11.1	1 9/16 39.7	2 1/32 51.6	2 15/32 62.7	3/4 19.1	15/32 11.9	4.250 107.95	7/16	6.5 2.95
2	-	CRFCF-PN32R	PN-32R													
-	50	CRFCF-PN210	PN-210													
2	-	CRFCF-PN32	PN-32	9752 43379	6 3/8 161.9	5 3/8 136.5	1 5/8 41.3	7/16 11.1	1 9/16 39.7	2 3/16 55.6	2 23/32 69.1	7/8 22.2	5/8 15.9	4.500 114.30	7/16	7.5 3.40
2 3/16	-	CRFCF-PN35	PN-35													
-	55	CRFCF-PN211	PN-211													
2 3/8	-	CRFCF-PN38	PN-38	11789 52440	7 1/8 181.0	6 152.4	1 13/16 46.0	1/2 12.7	1 11/16 42.9	2 9/16 65.1	2 63/64 75.8	1 25.4	7/8 22.2	5.000 127.00	5/8	10.5 4.76
2 7/16	-	CRFCF-PN39	PN-39													
-	60	CRFCF-PN212	PN-212													

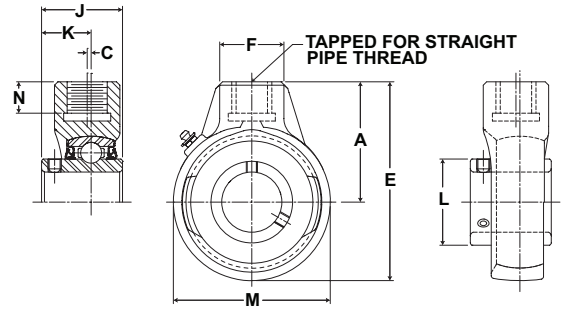
*Housing is Fluoropolymer coated cast iron and housing design does not allow for snap on end cap.
For additional sizes and Skwezloc concentric locking collar availability contact customer service

Metric dimensions for reference only.
Not all parts are available from stock. Please contact customer service for availability (800) 626-2120.
For more information on bearing capabilities outside of our standard offering, please contact Application Engineering (800) 626-2093.

PN Gold Mounted Ball Bearings **SEALMASTER**®



- Duty:** Standard
- Housing:** Fluoropolymer Coated Cast Iron
- Self-Alignment:** +/- 2 Degrees
- Lock:** Setscrew
- Seal:** HPS
- Temperature:** -20° to 220°F
- Grease:** Sealmaster GoldPlex-FG



CREHBF-PN Series Hanger Bearing External Lube Setscrew Locking

Bore Diameter inch	Part No.*	Brg. No.	Basic Dynamic Rating lb/N	Dimensions inch/mm								Pipe Tap** N.P.S.M.	N Thread Length	Unit Wt. lb/kg
				A	C	E	F	J	K	L	M			
1	CREHBF-PN16	PNM-16	4381 19488	2 1/2 63.5	-	4 1/16 103.2	1 9/16 39.7	1 1/2 38.1	7/8 22.2	1 19/32 40.5	3 1/8 79.4	3/4-14	13/16 20.6	2.2 1.00
1 1/4	CREHBF-PN20R	PN-20R												
1 1/4	CREHBF-PN20	PN-20	5782 25720	2 3/4 69.9	-	4 9/16 115.9	1 9/16 39.7	1 11/16 42.9	1 25.4	1 55/64 47.2	3 5/8 92.1	3/4-14	3/4 19.1	3.1 1.41
1 3/8	CREHBF-PN22	PN-22												
1 7/16	CREHBF-PN23	PNM-23	7340 32650	2 7/8 73.0	3/32 2.4	4 3/4 120.7	1 9/16 39.7	1 15/16 49.2	1 3/16 30.2	2 1/16 52.4	3 3/4 95.3	3/4-14	3/4 19.1	3.4 1.54
1 1/2	CREHBF-PN24	PN-24												
1 15/16	CREHBF-PN31	PN-31	7889 35092	3 1/4 82.6	3/16 4.8	5 7/16 138.1	1 7/8 47.6	2 1/32 51.6	1 9/32 32.5	2 15/32 62.7	4 3/8 111.1	1-11 1/2	13/16 20.6	4.5 2.04
2	CREHBF-PN32R	PN-32R												
2 3/16	CREHBF-PN35	PNM-35	11789 52440	4 101.6	11/32 8.7	6 13/16 173.0	2 5/16 58.7	2 9/16 65.1	1 9/16 39.7	2 63/64 75.8	5 5/8 142.9	1 1/4-11 1/2	1 1/8 28.6	9 4.08
2 7/16	CREHBF-PN39	PN-39												

*Housing is Fluoropolymer coated cast iron and housing design does not allow for snap on end cap.

**Use Straight Pipe Thread.

For additional sizes and Skwezloc concentric locking collar availability contact customer service


Metric dimensions for reference only.

Not all parts are available from stock. Please contact customer service for availability (800) 626-2120.

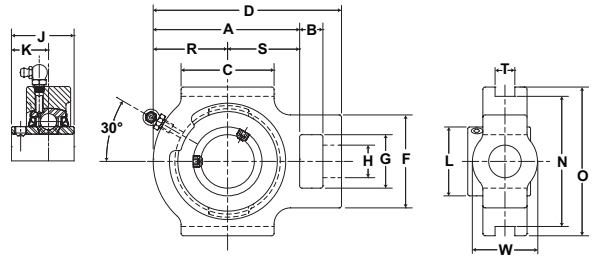
For more information on bearing capabilities outside of our standard offering, please contact Application Engineering (800) 626-2093.

SEALMASTER® PN Gold Mounted Ball Bearings

CRS Bearings



- Duty:** Standard
- Housing:** Fluoropolymer Coated Cast Iron
- Self-Alignment:** +/- 2 Degrees
- Lock:** Setscrew
- Seal:** HPS
- Temperature:** -20° to 220°F
- Grease:** Sealmaster GoldPlex-FG



CRSTF-PN Series Wide Slot Take Up Setscrew Locking

Bore Diameter		Part No.*	Brg. No.	Basic Dynamic Rating lb/N	Dimensions inch/mm															Unit Wt. lb/kg	
					A	B	C	D	F	G	H Core	J	K	L	N	O	R	S	T		W Hub
inch	mm																				
3/4	-	CRSTF-PN12	PN-12	2611	2 11/16	5/8	2	3 11/16	2	1 1/4	3/4	1 7/32	23/32	1 3/16	3	3 1/2	1 5/16	1 3/8			
-	20	CRSTF-PN204	PN-204	11614	68.3	15.9	50.8	93.7	50.8	31.8	19.1	31.0	18.3	30.2	76.2	88.9	33.3	34.9	17/32	1 3/8	2.1
1	-	CRSTF-PN16	PN-16	2801	2 13/16	5/8	2	3 13/16	2	1 1/4	3/4	1 3/8	13/16	1 3/8	3	3 1/2	1 3/8	1 7/16			
-	25	CRSTF-PN205	PN-205	12459	71.4	15.9	50.8	96.8	50.8	31.8	19.1	34.9	20.6	34.9	76.2	88.9	34.9	36.5	17/32	1 1/2	2.6
1 3/16	-	CRSTF-PN19	PN-19	4381	3 7/16	5/8	2 1/4	4 7/16	2 3/16	1 7/16	7/8	1 1/2	7/8	1 19/32	3 1/2	4	1 11/16	1 3/4			
1 1/4	-	CRSTF-PN20R	PN-20R	19488	87.3	15.9	57.2	112.7	55.6	36.5	22.2	38.1	22.2	40.5	88.9	101.6	42.9	44.5	17/32	1 3/4	3.4
-	30	CRSTF-PN206	PN-206																		1.54
1 1/4	-	CRSTF-PN20	PN-20																		
1 3/8	-	CRSTF-PN22	PN-22	5782	3 15/16	5/8	2 1/2	5 1/16	2 1/2	1 7/16	7/8	1 11/16	1	1 55/64	3 1/2	4	2	1 15/16			
1 7/16	-	CRSTF-PN23	PN-23	25720	100.0	15.9	63.5	128.6	63.5	36.5	22.2	42.9	25.4	47.2	88.9	101.6	50.8	49.2	17/32	1 3/4	4.0
-	35	CRSTF-PN207	PN-207																		1.81
1 1/2	-	CRSTF-PN24	PN-24	7340	4 5/16	3/4	3 1/4	5 11/16	3 1/4	1 15/16	1 1/8	1 15/16	1 3/16	2 1/16	4	4 1/2	2 3/16	2 1/8			
-	40	CRSTF-PN208	PN-208	32650	109.5	19.1	82.6	144.5	82.6	49.2	28.6	49.2	30.2	52.4	101.6	114.3	55.6	54.0	11/16	2 1/8	6
1 11/16	-	CRSTF-PN27	PN-27																		
1 3/4	-	CRSTF-PN28	PN-28	7901	4 5/16	3/4	3 1/4	5 11/16	3 1/4	1 15/16	1 1/8	1 15/16	1 3/16	2 19/64	4	4 5/8	2 1/4	2 1/16			
-	45	CRSTF-PN209	PN-209	35145	109.5	19.1	82.6	144.5	82.6	49.2	28.6	49.2	30.2	58.3	101.6	117.5	57.2	52.4	11/16	2 3/16	6.0
1 15/16	-	CRSTF-PN31	PN-31	7889	4 1/2	3/4	3 3/8	5 7/8	3 1/4	1 15/16	1 1/8	2 1/32	1 9/32	2 15/32	4	4 5/8	2 5/16	2 3/16			
-	50	CRSTF-PN210	PN-210	35092	114.3	19.1	85.7	149.2	82.6	49.2	28.6	51.6	32.5	62.7	101.6	117.5	58.7	55.6	11/16	2 3/16	6.0
2	-	CRSTF-PN32	PN-32	9752	5	1	3 3/4	6 3/4	4	2 1/2	1 3/8	2 3/16	1 5/16	2 23/32	5 1/8	5 3/4	2 9/16	2 7/16			
-	55	CRSTF-PN211	PN-211	43379	127.0	25.4	95.3	171.5	101.6	63.5	34.9	55.6	33.3	69.1	130.2	146.1	65.1	61.9	1 1/16	2 1/4	9.8
2 7/16	-	CRSTF-PN39	PN-39	11789	5 5/8	1 1/4	4	7 5/8	4	2 1/2	1 3/8	2 9/16	1 9/16	2 63/64	5 1/8	5 3/4	2 15/16	2 11/16			
-	60	CRSTF-PN212	PN-212	52440	142.9	31.8	101.6	193.7	101.6	63.5	34.9	65.1	39.7	75.8	130.2	146.1	74.6	68.3	1 1/16	2 3/8	12.3
																					5.58

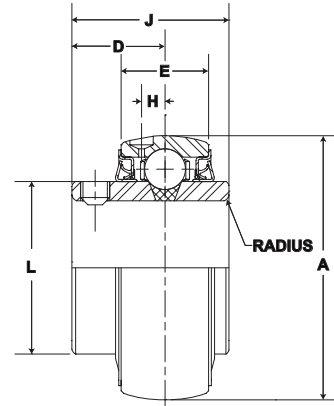
*Housing is Fluoropolymer coated cast iron and housing design does not allow for snap on end cap. For additional sizes and Skwezloc concentric locking collar availability contact customer service

Metric dimensions for reference only. Not all parts are available from stock. Please contact customer service for availability (800) 626-2120. For more information on bearing capabilities outside of our standard offering, please contact Application Engineering (800) 626-2093.

PN Gold Mounted Ball Bearings



Duty: Standard
Lock: Setscrew
Seal: HPS
Temperature: -20° to 220°F




PN Series Insert Setscrew Locking

Bore Diameter		Part No.	Basic Dynamic Rating lb/N	Dimensions inch/mm								Setscrew Tap	Unit Wt. lb/kg
				A	D	E	G	H	J	L	Max Rad. To Clear		
inch	mm												
3/4	-	PN-12	2611	1.8504	23/32	5/8	3/16	9/64	1 7/32	1 3/16	.040	1/4-28	.5
-	20	PN-204	11614	47	18.3	15.9	4.8	3.6	31.0	30.2	1.02		.23
1	-	PN-16	2801	2.0472	13/16	11/16	7/32	11/64	1 3/8	1 3/8	.040	1/4-28	.6
-	25	PN-205	12459	52	20.6	17.5	5.6	4.4	34.9	34.9	1.02		.27
1 3/16	-	PN-19	4381 19488	2.4409 62	7/8 22.2	7/8 22.2	7/32 5.6	7/32 5.6	1 1/2 38.1	1 19/32 40.5	.040 1.02	1/4-28	1.0 .45
1 1/4	-	PN-20R											
-	30	PN-206											
1 1/4	-	PN-20	5782 25720	2.8346 72	1 25.4	15/16 23.8	1/4 6.4	1/4 6.4	1 11/16 42.9	1 55/64 47.2	.040 1.02	5/16-24	1.5 .68
1 3/8	-	PN-22											
1 7/16	-	PN-23											
-	35	PN-207											
1 1/2	-	PN-24	7340 32650	3.1496 80	1 3/16 30.2	1 3/32 27.8	5/16 7.9	19/64 7.5	1 15/16 49.2	2 1/16 52.4	.062 1.57	5/16-24	1.9 .86
-	40	PN-208											
1 11/16	-	PN-27	7889 35092	3.3465 85	1 3/16 30.2	1 3/32 27.8	5/16 7.9	19/64 7.5	1 15/16 49.2	2 19/64 58.3	.062 1.57	5/16-24	2.2 1.00
1 3/4	-	PN-28											
-	45	PN-209											
1 15/16	-	PN-31	7091 31542	3.5433 90	1 9/32 32.5	1 1/8 28.6	3/8 9.5	17/64 6.7	2 1/32 51.6	2 15/32 62.7	.062 1.57	3/8-24	2.4 1.09
2	-	PN-32R											
-	50	PN-210											
2	-	PN-32	9752 43379	3.937 100	1 5/16 33.3	1 3/16 30.2	3/8 9.5	19/64 7.5	2 3/16 55.6	2 23/32 69.1	.080 2.03	3/8-24	2.8 1.27
2 3/16	-	PN-35											
-	55	PN-211											
2 3/8	-	PN-38	11789 52440	4.3307 110	1 9/16 39.7	1 1/4 31.8	7/16 11.1	21/64 8.3	2 9/16 65.1	2 63/64 75.8	.080 2.03	3/8-24	3.7 1.68
2 7/16	-	PN-39											
-	60	PN-212											

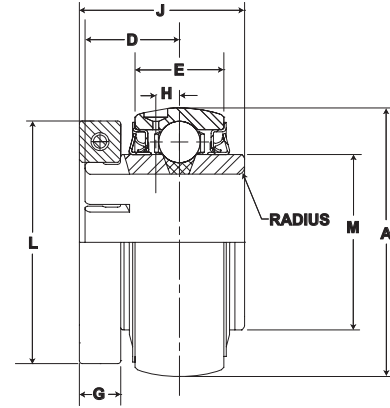
Metric dimensions for reference only.
 Not all parts are available from stock. Please contact customer service for availability (800) 626-2120.
 For more information on bearing capabilities outside of our standard offering, please contact Application Engineering (800) 626-2093.

SEALMASTER® PN Gold Mounted Ball Bearings

CRCS Bearings



Duty: Standard
Lock: Skwezloc Locking Collar
Seal: HPS
Temperature: -20° to 220°F
Grease: Sealmaster GoldPlex-FG




PN-T Series Insert Skwezloc Locking Collar

Bore Diameter		Part No.	Basic Dynamic Rating lb/N	Dimensions inch/mm									Torx Cap Screw	Unit Wt. lb/kg	Replacement Collar Part No.
inch	mm			A	D	E	F	G	H	J	L	Max Rad. To Clear			
3/4	-	PN-12T	2611	1.8504	23/32	5/8	1 3/16	3/8	9/64	1 9/32	1 3/4	.040	8-32 X 5/8	.60	2-012B XYLAN LOCK COLLAR
-	20	PN-204T	11614	47	18.3	15.9	30.2	9.5	3.6	32.5	44.5	1.02		.27	
1	-	PN-16T	2801	2.0472	13/16	11/16	1 3/8	3/8	11/64	1 7/16	1 15/16	.040	8-32 X 5/8	.80	2-015A XYLAN LOCK COLLAR
-	25	PN-205T	12459	52	20.6	17.5	34.9	9.5	4.4	36.5	49.2	1.02		.36	
1 3/16	-	PN-19T	4381 19488	2.4409	7/8	7/8	1 19/32	3/8	7/32	1 9/16	2 3/16	.040	8-32 X 5/8	1.2	2-13B XYLAN LOCK COLLAR
1 1/4	-	PN-20RT		62	22.2	22.2	40.5	9.5	5.6	39.7	55.6	1.02		.54	
-	30	PN-206T													
1 1/4	-	PN-20T	5782 25720	2.8346 72	1 25.4	15/16 23.8	1 55/64 47.2	7/16 11.1	1/4 6.4	1 3/4 44.5	2 7/16 61.9	.040 1.02	10-24 X 3/4	1.8 .82	2-17A XYLAN LOCK COLLAR
1 3/8	-	PN-22T	5782 25720	2.8346	1	15/16	1 55/64	7/16	1/4	1 3/4	2 9/16	.040	10-24 X 3/4	1.8	2-17B XYLAN LOCK COLLAR
1 7/16	-	PN-23T		72	25.4	23.8	47.2	11.1	6.4	44.5	65.1	1.02		.82	
-	35	PN-207T													
1 1/2	-	PN-24T	7340	3.1496	1 3/16	1 3/32	2 1/16	7/16	19/64	2	2 11/16	.062	10-24 X 3/4	2.2	2-19A XYLAN LOCK COLLAR
-	40	PN-208T	32650	80	30.2	27.8	52.4	11.1	7.5	50.8	68.3	1.57		1.00	
1 11/16	-	PN-27T	7901 35145	3.3465	1 3/16	1 3/32	2 19/64	7/16	19/64	2	2 15/16	.062	10-24 X 3/4	2.5	2-111B XYLAN LOCK COLLAR
1 3/4	-	PN-28T		85	30.2	27.8	58.3	11.1	7.5	50.8	74.6	1.57		1.13	
-	45	PN-209T													
1 15/16	-	PN-31T	7889 35092	3.5433	1 9/32	1 1/8	2 15/32	9/16	17/64	2 3/32	3 3/8	.062	1/4-20 X 1	3.0	2-115B XYLAN LOCK COLLAR
2	-	PN-31RT		90	32.5	28.6	62.7	14.3	6.7	53.2	85.7	1.57		1.36	
-	50	PN-210T													
2	-	PN-32T	9752 43379	3.937 100	1 5/16 33.3	1 3/16 30.2	2 23/32 69.1	9/16 14.3	19/64 7.5	2 1/4 57.2	3 1/2 88.9	.080 2.03	1/4-20 X 1	3.4 1.54	2-23A XYLAN LOCK COLLAR
2 3/16	-	PN-35T	9752 43379	3.937	1 5/16	1 3/16	2 23/32	9/16	19/64	2 1/4	3 5/8	.080	1/4-20 X 1	3.4	2-23B XYLAN LOCK COLLAR
-	55	PN-211T		100	33.3	30.2	69.1	14.3	7.5	57.2	92.1	2.03		1.54	
2 3/8	-	PN-38T	11789 52440	4.3307	1 9/16	1 1/4	2 63/64	11/16	21/64	2 5/8	4 1/8	.080	5/16 -18 X 1	4.9	2-27B XYLAN LOCK COLLAR
2 7/16	-	PN-39T		110	39.7	31.8	75.8	17.5	8.3	66.7	104.8	2.03		2.22	
-	60	PN-212T													

Metric dimensions for reference only.
 Not all parts are available from stock. Please contact customer service for availability (800) 626-2120.
 For more information on bearing capabilities outside of our standard offering, please contact Application Engineering (800) 626-2093.

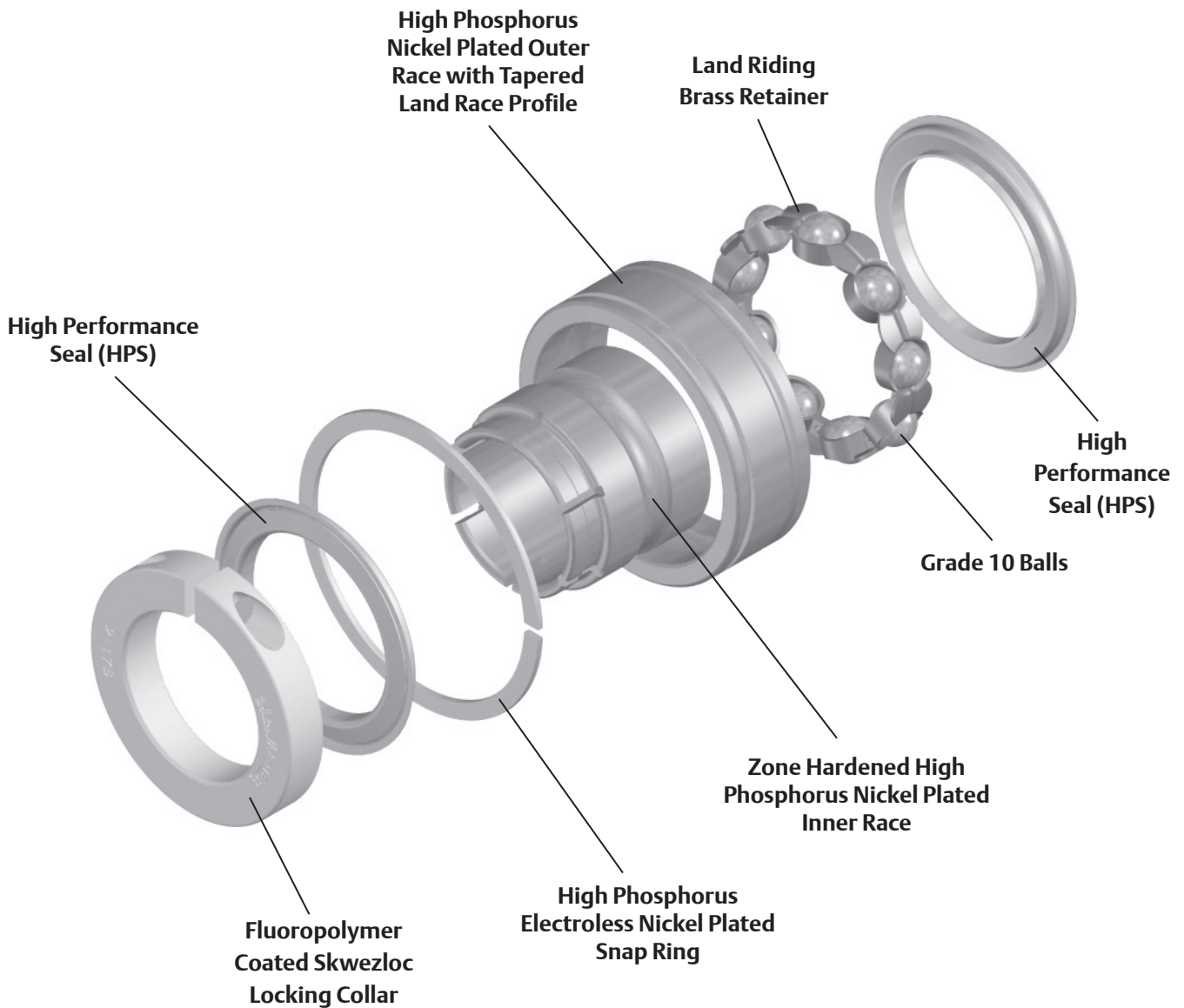
Corrosion Resistant Engineering see page K-75.



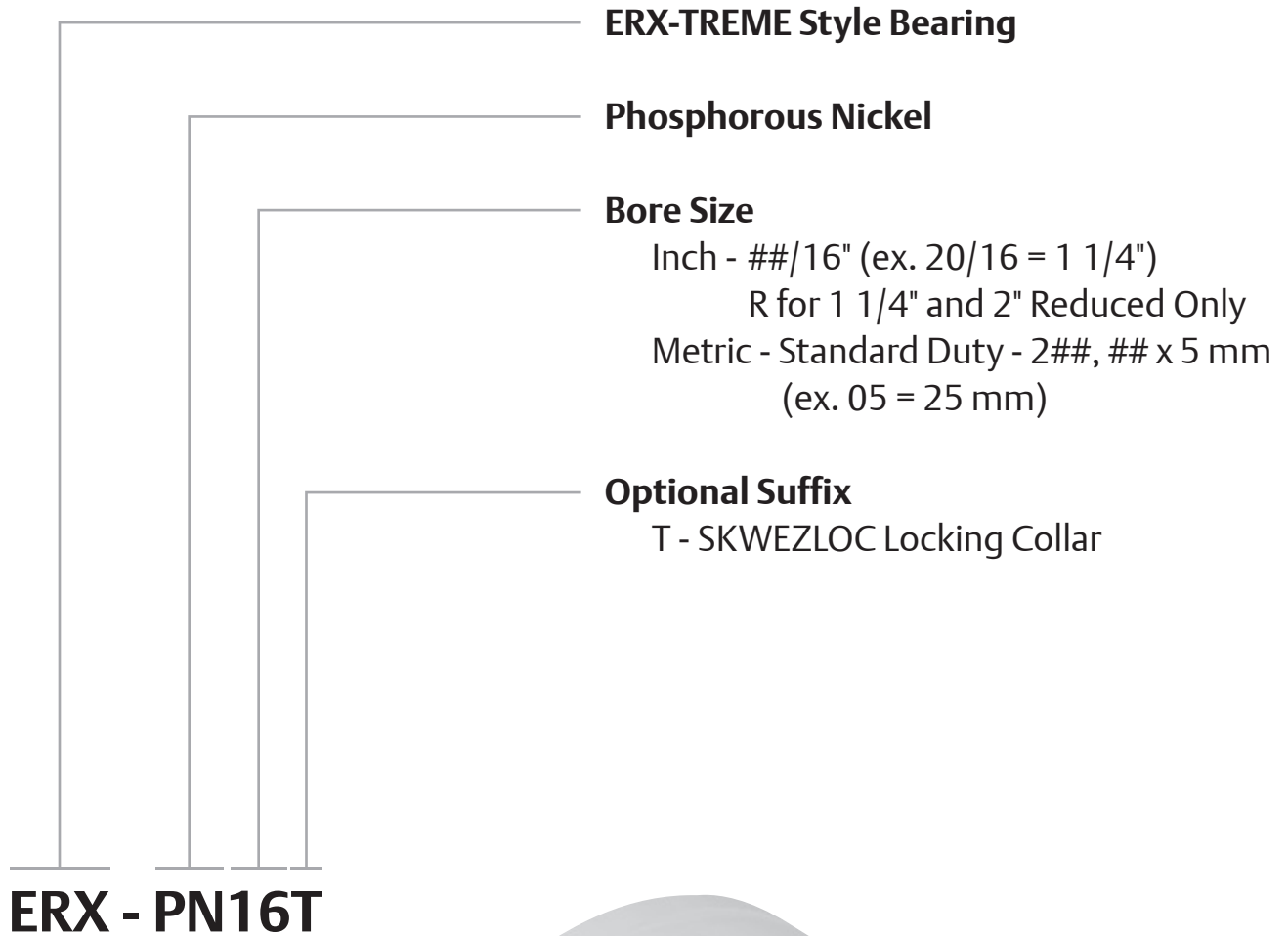
CRES Bearings

Sealmaster ERX-TREME PN Gold Style Ball Bearings

Sealmaster ERX-TREME PN Gold bearings feature high phosphorus, electroless nickel coated steel with patented seal technology and tapered land outer race profile available in either setscrew or SKWEZLOC™ concentric locking collar, with a cylindrical OD and snap ring for easy installation in a housing. The high performance triple lip seal is the latest innovation of over 10 patents on sealing technology. The combination of stainless flingers and FKM lip materials provide a strong contaminant resistance and, GoldPlex-FG (USDA H1) food grade grease loss. Specially engineered for industries with corrosive wash down environments such as food and beverage, pharmaceuticals and chemical processing, the ERX-TREME PN Gold mounted ball bearings provide outstanding performance in demanding corrosive environments.




Sealmaster ERX-TREME PN Nomenclature



*Metric bore units are "soft metric" - setscrew and Skwezloc Locking Collar threads are inch threads.

Features and Benefits




Bearing Races

The inner and outer ring of the Sealmaster ERX-Treme PN Gold bearing are high phosphorous, electroless nickel plated 52100 steel for exceptional corrosion resistance and the outer race profile features the Tapered Lands geometry.

The outer land surface in a conventional bearing is parallel to the axis of the inner ring. The Tapered Lands surface is tapered in a radial direction toward the bearing race. This subtle yet crucial design change ensures that lubricant will be easily redirected back to the raceway. With improved bearing lubricant circulation comes significantly longer bearing service life. This improved circulation and service life comes without any reductions in bearing radial or thrust capacities.

* For bearings that are maintained and relubricated on a regular basis, there is no significant difference in expected service life.



High Performance Seal (HPS)

The triple lip contact seal design provides multi-directional sealing to minimize contamination ingress and retain lubrication – standard on all units. The 304 stainless steel shell and flingers protect from incoming contaminants and provide wear resistant contact surface to all three seal lips. The grease cavities in seal assembly are factory-filled with lubricant prior to shipment for additional contaminant resistance.

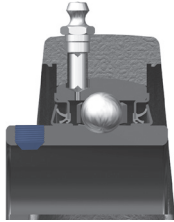
For more information on seal performance see page K-32.



Features and Benefits continued

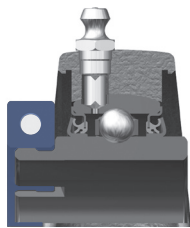
Multiple Locking Methods

Setscrew Locking



300 series stainless steel 120° spaced, balanced three point contact minimizes inner ring distortion vibration, reduces noise, and improves reliability.

Skwezloc® Concentric Locking Collar



SKWEZLOC is a concentric collar clamp design that results in near-perfect concentricity of the shaft to bearing bore and maintains near perfect ball path roundness, while reducing fretting corrosion. This design eliminates the shaft damage of setscrew locking, and minimizes bearing induced vibration for smoother quieter operation. The collar is fluoropolymer coated with an Endurion* coated TORX head cap screw that outlasts stripping 12 times longer than hex head cap screws.

Specialized Food Grade Lubrication



The Sealmaster PN Gold bearings are factory filled with Sealmaster GoldPlex-FG (Food Grade) grease (USDA H1 approved) which is suitable for mounted bearing lubrication where incidental contact with food products may occur in any application where clean, routine lubrication is required. For more information on Sealmaster GoldPlex-FG see page L-6.

Zone Hardening Inner Race



Sealmaster incorporates a unique heat treat process that hardens the inner race only where it is needed...under the ball path. The high phosphorous electroless nickel plated 52100 steel, zone hardened inner race results improved lock reliability as a result of less distortion at setscrew location and improved thread conformity resulting in improved clamping and resistance to setscrew back-out.


Land Riding Retainer



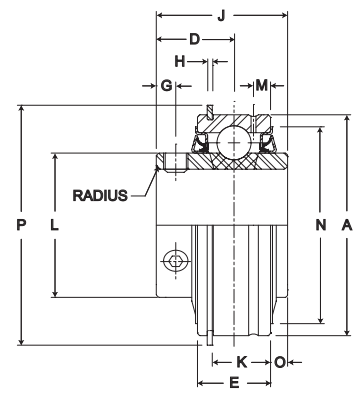
The Sealmaster unique land riding metal retainer design provides superior pocket clearance that allows for 360° grease circulation around the rolling elements resulting in better retained and utilized lubrication. The land riding design of the retainer minimizes wear on both Ball and retainer, while maximizing stability, which is especially important in applications involving vibration, shock loading or high operating speeds.

* The following trade names, trademarks and/or registered trademarks are used in this material by Regal Power Transmission Solutions are NOT owned or controlled by Regal Power Transmission Solutions and are believed to be owned by the following parties: Endurion ; OMNOVA Solutions Inc. Regal Power Transmission Solutions cannot and does not represent or warrant the accuracy of this information.

CRCS Bearings



- Duty:** Standard
- Lock:** Setscrew
- Seal:** HPS
- Temperature:** -20° to 220° F
- Grease:** Sealmaster GoldPlex-FG
- Relube:** Relube Through Lube Groove



ERX-PN Series Cylindrical O.D. Setscrew Locking

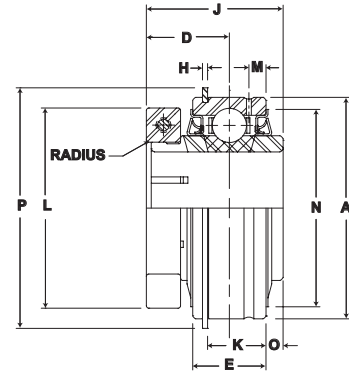
Bore Diameter		Part No.	Basic Dynamic Rating lb/N	Dimensions inch/mm													Max. Rad To Clear	Unit Wt. lb/kg	
Inch	mm			A	D	E	G	H	J	K	L	M	N	O	P	T			
1/2	-	ERX-PN8	2611 11614	1.8504 47	13/16 20.6	5/8 15.9	3/16 4.8	3/64 1.2	1 7/32 31.0	31/64 12.3	1 3/16 30.2	11/64 4.4	1 5/8 41.3	.094 2.39	2 1/16 52.4	11/64 4.4	.040 1.02	.56 .25	
5/8	-	ERX-PN10																	
3/4	-	ERX-PN12																	
-	20	ERX-PN204																	
1	-	ERX-PN16	2801 12459	2.0472 52	55/64 21.8	3/4 19.1	7/32 5.6	3/64 1.2	1 3/8 34.9	39/64 15.5	1 3/8 34.9	13/64 5.2	1 55/64 47.2	.135 3.43	2 17/64 57.5	13/64 5.2	.040 1.02	.68 .31	
-	25	ERX-PN205																	
1 1/8	-	ERX-PN18	4381 19488	2.4409 62	7/8 22.2	7/8 22.2	7/32 5.6	1/16 1.6	1 1/2 38.1	11/16 17.5	1 19/32 40.5	7/32 5.6	2 5/32 54.8	.188 4.75	2 21/32 67.5	7/32 5.6	.040 1.02	.93 0.42	
1 3/16	-	ERX-PN19																	
1 1/4	-	ERX-PN20R																	
-	30	ERX-PN206																	
1 1/4	-	ERX-PN20	5782 25720	2.8364 72	1 25.4	15/16 23.8	1/4 6.4	1/16 1.6	1 11/16 42.9	3/4 19.1	1 55/64 47.2	7/32 5.6	2 17/32 64.3	.219 5.56	3 5/64 78.2	7/32 5.6	.040 1.02	1.37 .62	
1 3/8	-	ERX-PN22																	
1 7/16	-	ERX-PN23																	
-	35	ERX-PN207																	
1 1/2	-	ERX-PN24	7340 32650	3.1496 80	1 3/16 30.2	1 3/32 27.8	5/16 7.9	1/16 1.6	1 15/16 49.2	29/32 23.0	2 1/16 52.4	1/4 6.4	2 53/64 71.8	.188 4.76	3 13/32 86.5	1/4 6.4	.062 1.57	2 .91	
-	40	ERX-PN208																	
1 11/16	-	ERX-PN27	7901 35145	3.3465 85	1 3/16 30.2	1 3/32 27.8	5/16 7.9	1/16 1.6	1 15/16 49.2	29/32 23.0	2 19/64 58.3	1/4 6.4	3 1/16 77.8	.188 4.76	3 19/32 91.3	1/4 6.4	.062 1.57	2.31 1.05	
1 3/4	-	ERX-PN28																	
-	45	ERX-PN209																	
1 15/16	-	ERX-PN31	7889 35092	3.5433 90	1 9/32 32.5	1 1/8 28.6	3/8 9.5	3/32 2.4	2 1/32 51.6	29/32 23.0	2 15/32 62.7	19/64 7.5	3 7/32 81.8	.188 4.76	3 25/32 96.0	19/64 7.5	.062 1.57	2.43 1.10	
2	-	ERX-PN32R																	
-	50	ERX-PN210																	
2	-	ERX-PN32	9752 43379	3.9370 100	1 5/16 33.3	1 3/16 30.2	3/8 9.5	3/32 2.4	2 3/16 55.6	31/32 24.6	2 23/32 69.1	19/64 7.5	3 9/16 90.5	.281 7.14	4 3/16 106.4	19/64 7.5	.080 2.03	3 1.36	
2 3/16	-	ERX-PN35																	
2 7/16	-	ERX-PN39	7889 35092	4.3307 110	1 9/16 39.7	1 1/4 31.8	7/16 11.1	3/32 2.4	2 9/16 65.1	1 1/32 26.2	2 63/64 75.8	19/64 7.5	3 29/32 99.2	.375 9.53	4 37/64 116.3	19/64 7.5	.080 2.03	4 1.81	
2 1/2	-	ERX-PN40																	

Metric dimensions for reference only.
 Not all parts are available from stock. Please contact customer service for availability (800) 626-2120.
 For more information on bearing capabilities outside of our standard offering, please contact Application Engineering (800) 626-2093.

ERX-TREME Cylindrical OD PN Gold Bearings



- Duty:** Standard
- Lock:** Skwezloc Locking Collar
- Seal:** HPS
- Temperature:** -20° to 220° F
- Grease:** Sealmaster GoldPlex-FG
- Relube:** Relube Through Lube Groove



CRS Bearings

ERX-PN-T Series Cylindrical O.D. Skwezloc Locking Collar

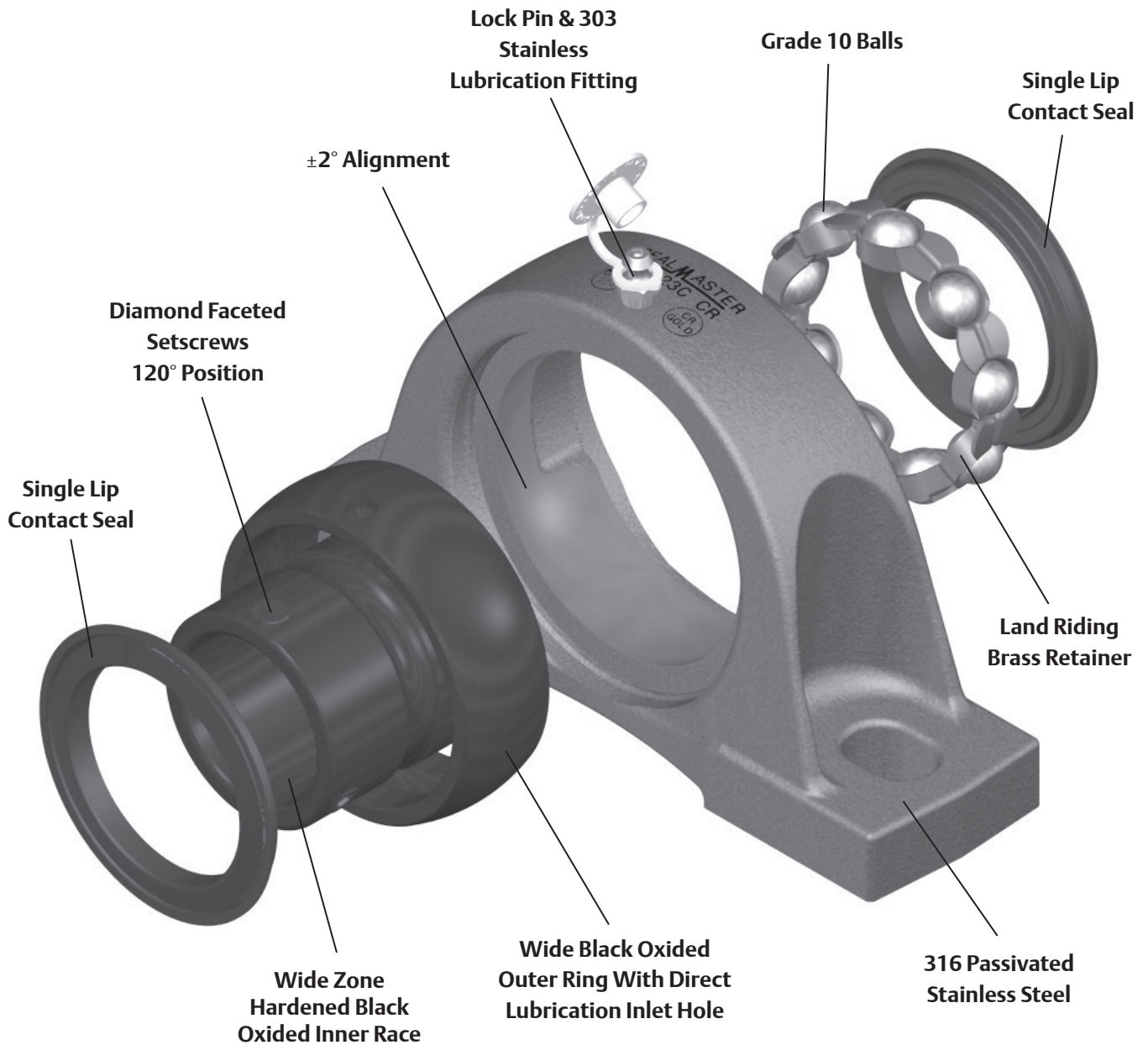
Bore Diameter		Part No.	Basic Dynamic Rating lb/N	Dimensions in Inches													Unit Wt. lb/kg
				A	D	E	H	J	K	L	M	N	O	P	T	Max. Rad To Clear	
inch	mm																
3/4	-	ERX-PN12T	2611	1.8504	7/8	5/8	3/64	1 9/32	31/64	1 3/4	11/64	1 5/8	.094	2 1/16	1/8	.040	.56
-	20	ERX-PN204T	11614	47	22.2	15.9	1.2	32.5	12.3	44.5	4.4	41.3	2.39	52.4	3.2	1.02	.25
1	-	ERX-PN16T	2801	2.0472	59/64	3/4	3/64	1 7/16	39/64	1 15/16	13/64	1 7/32	.135	2 17/64	13/64	.040	.68
-	25	ERX-PN205T	12459	52	23.4	19.1	1.2	36.5	15.5	49.2	5.2	46.8	3.43	57.5	5.2	1.02	.31
1 1/8	-	ERX-PN18T	4381 19488	2.4409 62	15/16 23.8	7/8 22.2	1/16 1.6	1 9/16 39.7	11/16 17.5	2 3/16 55.6	7/32 5.6	2 5/32 54.8	.188 4.76	2 21/32 67.5	7/32 5.6	.040 1.02	.93 .42
1 3/16	-	ERX-PN19T															
1 1/4	-	ERX-PN20RT															
-	30	ERX-PN206T															
1 1/4	-	ERX-PN20T	5782 25720	2.8346 72	1 1/16 27.0	15/16 23.8	1/16 1.6	1 3/4 44.5	3/4 19.1	2 7/16 61.9	7/32 5.6	2 17/32 64.3	.219 5.56	3 5/64 78.2	7/32 5.6	.040 1.02	1.37 .62
1 3/8	-	ERX-PN22T															
-	35	ERX-PN207T															
1 7/16	-	ERX-PN23T	5782 25720	2.8346 72	1 1/16 27.0	15/16 23.8	1/16 1.6	1 3/4 44.5	3/4 19.1	2 7/16 61.9	7/32 5.6	2 17/32 64.3	.219 5.56	3 5/64 78.2	7/32 5.6	.040 1.02	1.37 .62
1 1/2	-	ERX-PN24T	7340 32650	3.1496 80	1 1/4 31.8	1 3/32 27.8	1/16 1.6	2 50.8	29/32 23.0	2 11/16 68.3	1/4 6.4	2 53/64 71.8	.188 4.76	3 13/32 86.5	1/4 6.4	.062 1.57	2.00 .91
-	40	ERX-PN208T															
1 11/16	-	ERX-PN27T	7901 35145	3.3465 85	1 1/4 31.8	1 3/32 27.8	1/16 1.6	2 50.8	29/32 23.0	2 15/16 74.6	1/4 6.4	3 1/32 77.0	.188 4.76	3 19/32 91.3	1/4 6.4	.062 1.57	2.31 1.05
1 3/4	-	ERX-PN28T															
-	45	ERX-PN209T															
1 15/16	-	ERX-PN31T	7889 35092	3.5433 90	1 11/32 34.1	1 1/8 28.6	3/32 2.4	2 3/32 53.2	29/32 23.0	3 3/8 85.7	19/64 7.5	3 7/32 81.8	.188 4.76	3 25/32 96.0	19/64 7.5	.062 1.57	2.43 1.10
-	50	ERX-PN210T															
2	-	ERX-PN32T	9752 43379	3.9370 100	1 3/8 34.9	1 3/16 30.2	3/32 2.4	2 1/4 57.2	31/32 24.6	3 1/2 88.9	19/64 7.5	3 9/16 90.5	.281 4.78	4 3/16 106.4	19/64 7.5	.080 2.03	3.00 1.36
2 3/16	-	ERX-PN35T	9752 43379	3.9370 100	1 3/8 34.9	1 3/16 30.2	3/32 2.4	2 1/4 57.2	31/32 24.6	3 5/8 92.1	2 23/32 69.1	3 9/16 90.5	.281 7.14	4 3/16 106.4	19/64 7.5	.080 2.03	3.00 1.36
2 7/16	-	ERX-PN39T	13971 62146	4.3307 110	1 5/8 41.3	1 1/4 31.8	3/32 2.4	2 5/8 66.7	1 1/32 26.2	4 1/8 104.8	19/64 7.5	3 29/32 99.2	.375 9.35	4 37/64 116.3	19/64 7.5	.080 2.03	4.00 1.81

Metric dimensions for reference only.
 Not all parts are available from stock. Please contact customer service for availability (800) 626-2120.
 For more information on bearing capabilities outside of our standard offering, please contact Application Engineering (800) 626-2093.

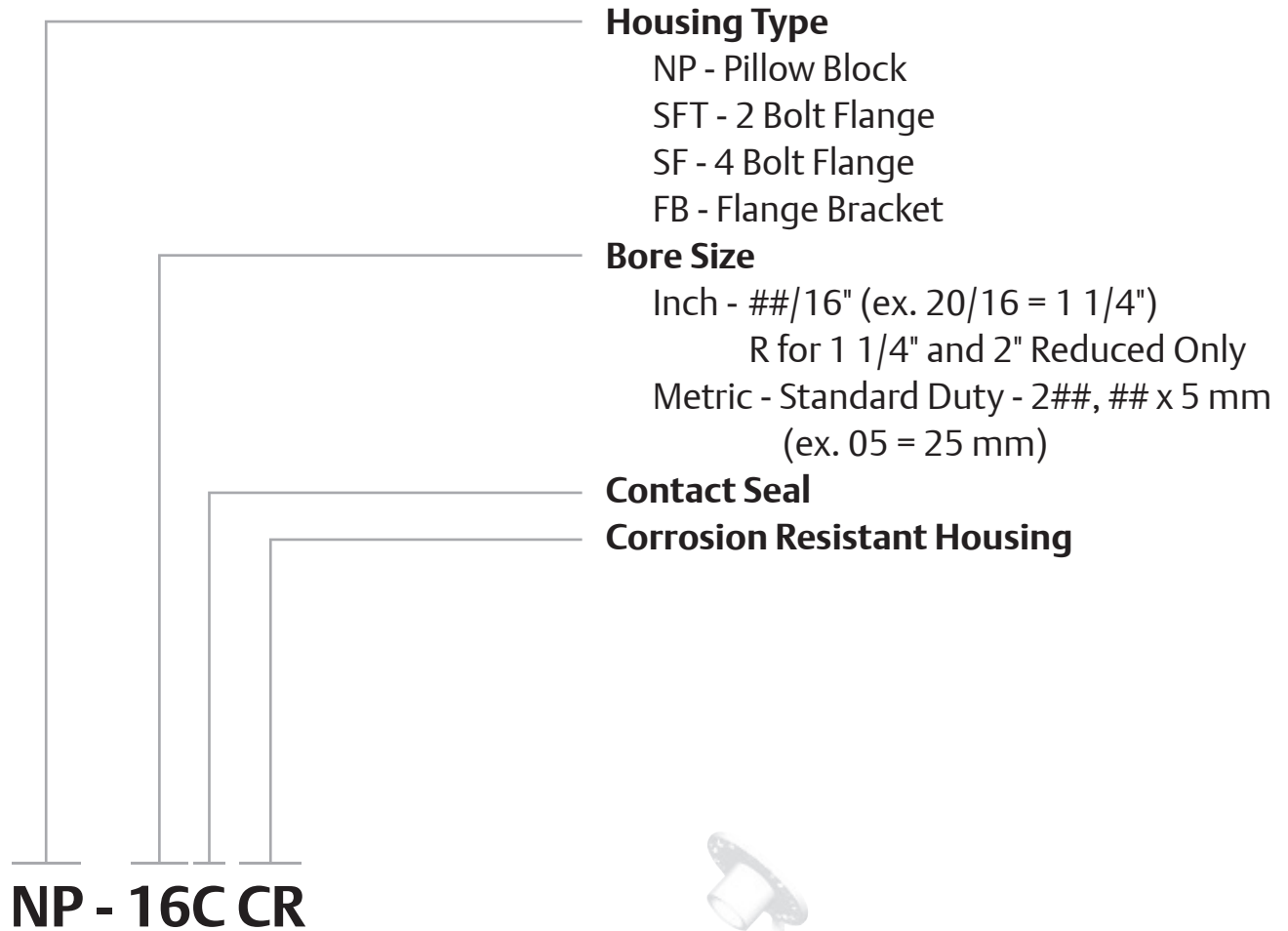


Sealmaster CR Gold Mounted Ball Bearings

Sealmaster CR Gold mounted bearings feature a black oxide treated setscrew locking single row ball bearing utilizing 316 passivated stainless steel housing. The bearing features a Sealmaster nitrile rubber single lip contact seal with stainless steel flinger to help prevent contaminants from entering and help contain the factory fill of Sealmaster Goldplex-FG™ food grade grease. Depending on your preference, these bearings are available in pillow block, two bolt flange, four bolt flange, and three bolt flange bracket configurations as illustrated on the pages to follow.



Sealmaster CR Gold Nomenclature



Features and Benefits




Stainless Steel Housing

High quality solid base designed investment cast passivated 316 stainless steel casting providing the highest amount corrosion resistance currently available for stainless steel housings. The investment cast process yields a smooth, easy to clean surface. The solid construction with machined base was designed for minimal gaps with no fillings.



Wide Outer Race

Sealmaster has the industry's widest outer race. The black oxidized outer race is 20 to 30% wider than industry standard outer races. This feature provides increased grease capacity, improved sealing options, and more insert stability.



Lock Pin and Dimple

The Sealmaster exclusive locking pin and dimple system provides direct lubricant into the bearing cavity & ball path instead of around a lubrication groove, prevents outer ring rotation (sometimes referred to as "creep"), and allows $\pm 2^\circ$ static misalignment of the bearing insert




Single Lip Contact Seal

Single Lip Contact Seal consists of a nitrile rubber washer in metal shroud to shield the lip from large contaminants. The seal is designed to balance drag and protection in wet and dry environments.




Features and Benefits continued



Setscrew Locking

120° spaced, balanced three point contact minimizes inner ring distortion vibration, reduces noise, and improves reliability. Precision manufactured diamond faceted setscrews contribute to improved clamping and resistance to back out.



Zone Hardening Inner Race

Sealmaster incorporates a unique heat treat process that hardens the inner race only where it is needed...under the ball path. The black oxidized zone hardened inner race results improved lock reliability as a result of less distortion at setscrew location and improved thread conformity resulting in improved clamping and resistance to setscrew back-out



Land Riding Retainer

The Sealmaster unique land riding metal retainer design provides superior pocket clearance allows for 360° oil circulation around the rolling elements resulting in better retained and utilized lubrication.



Specialized Food Grade Lubrication

The Sealmaster PN Gold bearings are factory filled with Sealmaster GoldPlex-FG (Food Grade) grease (USDA H1 approved) which is suitable for mounted bearing lubrication where incidental contact with food products may occur in any application where clean, routine lubrication is required. For more information on Sealmaster GoldPlex-FG see page L-6.




Product Identification

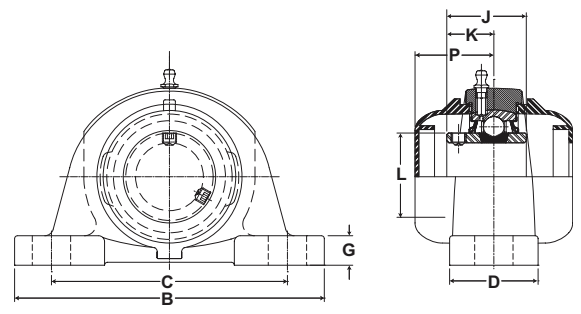
Specialized laser identification for permanent brand and nomenclature identification.

SEALMASTER® CR Gold Mounted Ball Bearings

CR Series Bearings



- Duty:** Standard
- Rolling Elements:** 52100 Steel Balls
- Housing:** 316 Passivated Stainless Steel Pillow Block
- Self-Alignment:** +/- 2 Degrees
- Lock:** Setscrew
- Seal:** Single Lip Rubber Contact Seal
- Temperature:** -20° to 220° F
- Grease:** Sealmaster GoldPlex-HP



NP-C CR Series Pillow Block Setscrew Locking

Bore Diameter		Part No.	Bearing Insert No.	Basic Dynamic Rating lb/N	Dimensions inch/mm											Unit Wt. lb/kg	Open Cap	Closed Cap		
					A	B	C		D	G	H	J	K	L	P				Bolt Size	
inch	mm						Min.	Max.												
3/4	-	NP-12C CR	2-012C	2611 11614	1 5/16 33.3	5 127.0	3 3/8 85.7	4 1/8 104.8	1 1/2 38.1	1/2 12.7	2 9/16 65.1	1 7/32 31.0	47/64 18.7	1 3/16 30.2	1 41/64 41.7	3/8	1.80 .82	ECO-12	ECC-12	
-	20	NP-204C CR	5204C																	
1	-	NP-16C CR	2-1C	2801 12459	1 7/16 36.5	5 1/2 139.7	3 3/4 95.3	4 1/2 114.3	1 1/2 38.1	1/2 12.7	2 13/16 71.4	1 3/8 34.9	13/16 20.6	1 3/8 34.9	1 47/64 44.1	3/8	2.10 .95	ECO-16	ECC-16	
-	25	NP-205C CR	5205C																	
1 3/16	-	NP-19C CR	2-13C	4381 19488	1 11/16 42.9	6 1/2 165.1	4 7/16 112.7	5 1/16 128.6	1 7/8 47.6	9/16 14.3	3 3/8 85.7	1 1/2 38.1	7/8 22.2	1 19/32 40.5	1 51/64 45.6	1/2	3.65 1.66	ECO-19	ECC-19	
1 1/4	-	NP-20RC CR	1-14C																	ECO-20R
-	30	NP-206C CR	5206C																	ECO-19
1 1/4	-	NP-20C CR	2-14C	5782 25720	1 7/8 47.6	6 9/16 166.7	4 11/16 119.1	5 5/16 134.9	1 7/8 47.6	5/8 15.9	3 3/4 95.3	1 11/16 42.9	1 25.4	1 55/64 47.2	1 59/64 48.8	1/2	4.45 2.02	ECO-20	ECC-23	
1 7/16	-	NP-23C CR	2-17C																	ECO-23
-	35	NP-207C CR	5207C																	ECO-23
1 1/2	-	NP-24C CR	2-18C	7240 32205	1 15/16 49.2	7 1/4 184.2	4 7/8 123.8	5 7/8 149.2	2 1/8 54.0	11/16 17.5	3 15/16 100.0	1 15/16 49.2	1 3/16 30.2	2 1/16 52.4	2 7/64 53.6	1/2	5.75 2.61	ECO-24	ECC-24	
-	40	NP-208C CR	5208C																	
1 11/16	-	NP-27C CR	2-111	7901 35145	2 1/8 54.0	7 1/2 190.5	5 7/16 138.1	6 1/16 154.0	2 1/8 54.0	11/16 17.5	4 1/4 108.0	1 15/16 49.2	1 3/16 30.2	2 19/64 58.3	2 1/8 54.0	1/2	6.65 3.02	ECO-27	ECC-27	
-	45	NP-209C CR	5209C																	
1 15/16	-	NP-31C CR	2-115C	7889 35092	2 1/4 57.2	8 1/8 206.4	6 152.4	6 1/2 165.1	2 3/8 60.3	3/4 19.1	4 9/16 115.9	2 1/32 51.6	1 9/32 32.5	2 15/32 62.7	2 13/64 56.0	5/8	8.10 3.67	ECO-31	ECC-31	
-	50	NP-210C CR	5210C																	
2	-	NP-32C CR	1-2C	9752 43379	2 1/2 63.5	8 5/8 219.1	6 1/2 165.1	7 177.8	2 3/8 60.3	3/4 19.1	5 127.0	2 3/16 55.6	1 5/16 33.3	2 23/32 69.1	2 21/64 59.1	5/8	9.70 4.40	ECO-32	ECC-35	
2 3/16	-	NP-35C CR	2-23C																	ECO-35
-	55	NP-211C CR	5211C																	
2 7/16	-	NP-39C CR	2-27C	11789 52440	2 3/4 69.9	9 1/2 241.3	6 7/8 174.6	7 5/8 193.7	2 3/4 69.9	7/8 22.2	5 9/16 141.3	2 9/16 65.1	1 9/16 39.7	2 63/64 75.8	2 37/64 65.5	5/8	13.70 6.21	ECO-39	ECC-39	
-	60	NP-212C CR	5212C																	

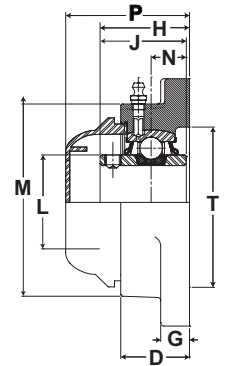
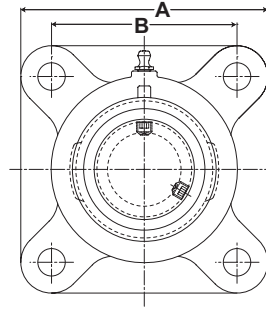
Skwezloc concentric locking available upon request

Metric dimensions for reference only.
 Not all parts are available from stock. Please contact customer service for availability (800) 626-2120.
 For more information on bearing capabilities outside of our standard offering, please contact Application Engineering (800) 626-2093.

CR Gold Mounted Ball Bearings **SEALMASTER**®



- Duty:** Standard
- Rolling Elements:** 52100 Steel Balls
- Housing:** 316 Passivated Stainless Steel
Four Bolt Flange
- Self-Alignment:** +/- 2 Degrees
- Lock:** Setscrew
- Seal:** Single Lip Rubber Contact Seal
- Temperature:** -20° to 220° F
- Grease:** Sealmaster GoldPlex-HP



SF-C CR Series 4 Bolt Flange Setscrew Locking

Bore Diameter		Part No.	Bearing Insert No.	Basic Dynamic Rating lb/N	Dimensions inch/mm											Unit Wt. lb/kg	Open Cap	Closed Cap	Backside Shield	
inch	mm				A	B	D	G	H	J	L	M	N	P	T					Bolt Size
3/4	-	SF-12C CR	2-012C	2611	3 3/8	2 1/2	31/32	7/16	1 9/32	1 7/32	1 3/16	2 1/2	1/2	2 19/64	2	3/8	1.50	ECO-12	ECC-12	4BSS-12
-	20	SF-204C CR	5204C	11614	85.7	63.5	24.6	11.1	32.5	31.0	30.2	63.5	12.7	58.3	50.8		.68			
1	-	SF-16C CR	2-1C	2801	3 3/4	2 3/4	1 5/64	17/32	1 7/16	1 3/8	1 3/8	2 23/32	9/16	2 7/16	2 3/8	7/16	2.00	ECO-16	ECC-16	4BSS-16
-	25	SF-205C CR	5205C	12459	95.3	69.9	27.4	13.5	36.5	34.9	34.9	69.1	14.3	61.9	60.3		.91			
1 3/16	-	SF-19C CR	2-13C															ECO-19		4BSS-19
1 1/4	-	SF-20RC CR	1-14C	4381	4 1/4	3 1/4	1 7/32	17/32	1 9/16	1 1/2	1 19/32	3 7/32	5/8	2 37/64	2 7/8	7/16	2.75	ECO-20R	ECC-19	4BSS-20R
-	30	SF-206C CR	5206C	19488	108.0	82.6	31.0	13.5	39.7	38.1	40.5	81.8	15.9	65.5	73.0		1.25	ECO-19		4BSS-19
1 1/4	-	SF-20C CR	2-14C															ECO-20		4BSS-20
1 7/16	-	SF-23C CR	2-17C	5782	4 5/8	3 5/8	1 11/32	9/16	1 3/4	1 11/16	1 55/64	3 3/4	11/16	2 3/4	3 5/16	1/2	3.90		ECC-23	4BSS-23
-	35	SF-207C CR	5207C	25720	117.5	92.1	34.1	14.3	44.5	42.9	47.2	95.3	17.5	69.9	84.1		1.77	ECO-23		N/A
1 1/2	-	SF-24C CR	2-18C	7340	5 1/8	4	1 1/2	9/16	2 1/64	1 15/16	2 1/16	4 5/64	3/4	3 1/64	3 1/2	1/2	5.15	ECO-24	ECC-24	4BSS-24
-	40	SF-208C CR	5208C	32650	130.2	101.6	38.1	14.3	51.2	49.2	52.4	103.6	19.1	76.6	88.9		2.34			N/A
1 11/16	-	SF-27C CR	2-111	7901	5 3/8	4 1/8	1 9/16	9/16	2 3/64	1 15/16	2 19/64	4 21/64	3/4	3 3/64	3 7/8	9/16	5.70	ECO-27	ECC-27	4BSS-27
-	45	SF-209C CR	5209C	35145	136.5	104.8	39.7	14.3	52.0	49.2	58.3	109.9	19.1	77.4	98.4		2.59			N/A
1 15/16	-	SF-31C CR	2-115C	7889	5 5/8	4 3/8	1 9/16	9/16	2 5/32	2 1/32	2 15/32	3 5/64	3/4	3 3/64	4	9/16	6.40	ECO-31	ECC-31	4BSS-31
-	50	SF-210C CR	5210C	35092	142.9	111.1	39.7	14.3	54.8	51.6	62.7	115.5	19.1	77.4	101.6		2.90			N/A
2	-	SF-32C CR	1-2C																	4BSS-32
2 3/16	-	SF-35C CR	2-23C	9752	6 3/8	5 1/8	1 3/4	13/16	2 5/16	2 3/16	2 23/32	5 3/16	7/8	3 13/32	4 1/4	5/8	10.45	ECO-35	ECC-35	4BSS-35
-	55	SF-211C CR	5211C	43379	161.9	130.2	44.5	20.6	58.7	55.6	69.1	131.8	22.2	86.4	108.0		4.74			
2 7/16	-	SF-39C CR	2-27C	11789	6 7/8	5 5/8	1 15/16	13/16	2 11/16	2 9/16	2 63/64	5 7/16	1	3 51/64	5	5/8	11.80	ECO-39	ECC-39	4BSS-39
-	60	SF-212C CR	5212C	52440	174.6	142.9	49.2	20.6	68.3	65.1	75.8	138.1	25.4	96.4	127.0		5.35			4BSS-38

Skwezloc concentric locking available upon request

Metric dimensions for reference only.

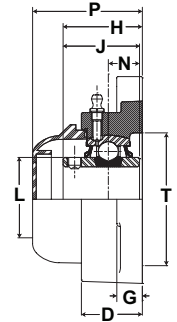
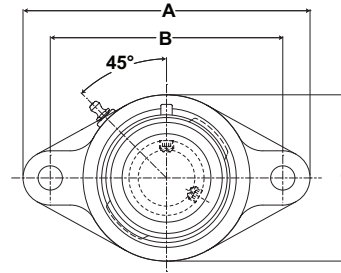
Not all parts are available from stock. Please contact customer service for availability (800) 626-2120.

For more information on bearing capabilities outside of our standard offering, please contact Application Engineering (800) 626-2093.

SEALMASTER® CR Gold Mounted Ball Bearings



- Duty:** Standard
- Rolling Elements:** 52100 Steel Balls
- Housing:** 316 Passivated Stainless Steel
Two Bolt Flange
- Self-Alignment:** +/- 2 Degrees
- Lock:** Setscrew
- Seal:** Single Lip Rubber Contact Seal
- Temperature:** -20° to 220° F
- Grease:** Sealmaster GoldPlex-HP



SFT-C CR Series 2 Bolt Flange Setscrew Locking

Bore Diameter		Part No.	Bearing Insert No.	Basic Dynamic Rating lb/N	Dimensions inch/mm												Unit Wt. lb/kg	Open Cap	Closed Cap	Backside Shield															
inch	mm				A	B	C	D	G	H	J	L	N	P	T	Bolt Size																			
3/4	-	SFT-12C CR	2-012C	2611 11614	4 13/32 111.9	3 17/32 89.7	2 3/8 60.3	3 1/32 24.6	7/16 11.1	1 9/32 32.5	1 7/32 31.0	1 3/16 30.2	1/2 12.7	2 19/64 58.3	2 50.8	3/8	1.10 .50	ECO-12	ECC-12	2BSS-12															
-	20	SFT-204C CR	5204C																																
1	-	SFT-16C CR	2-1C	2801 12459	4 7/8 123.8	3 57/64 98.8	2 3/4 69.9	1 5/64 27.4	17/32 13.5	1 7/16 36.5	1 3/8 34.9	1 3/8 34.9	9/16 14.3	2 7/16 61.9	2 3/8 60.3	7/16	1.50 .68	ECO-16	ECC-16	2BSS-16															
-	25	SFT-205C CR	5205C																																
1 3/16	-	SFT-19C CR	2-13C	4381 19488	5 9/16 141.3	4 19/32 116.7	3 1/4 82.6	17/32 31.0	17/32 13.5	1 9/16 39.7	1 1/2 38.1	1 19/32 40.5	5/8 15.9	2 9/16 65.1	2 7/8 73.0	7/16	2.20 1.00	ECO-19	ECC-19	2BSS-19															
1 1/4	-	SFT-20RC CR	1-14C																															2BSS-20R	
-	30	SFT-206C CR	5206C																																2BSS-19
1 1/4	-	SFT-20C CR	2-14C	5782 25720	6 1/8 155.6	5 1/8 130.2	3 3/4 95.3	1 11/32 34.1	9/16 14.3	1 3/4 44.5	1 11/16 42.9	1 55/64 47.2	11/16 17.5	2 3/4 69.9	3 5/16 84.1	1/2	3.25 1.47	ECO-20	ECC-23	2BSS-20															
1 7/16	-	SFT-23C CR	2-17C																																2BSS-23
-	35	SFT-207C CR	5207C																																
1 1/2	-	SFT-24C CR	2-18C	7340 32650	6 3/4 171.5	5 21/32 143.7	4 1/8 104.8	1 1/2 38.1	9/16 14.3	2 1/64 51.2	1 15/16 49.2	2 1/16 52.4	3/4 19.1	3 1/64 76.6	3 1/2 88.9	1/2	4.35 1.97	ECO-24	ECC-24	2BSS-24															
-	40	SFT-208C CR	5208C																																2BSS-208
1 11/16	-	SFT-27C CR	2-111	7901 35145	7 1/16 179.4	5 27/32 148.4	4 3/8 111.1	1 9/16 39.7	9/16 14.3	2 3/64 52.0	1 15/16 49.2	2 19/64 58.3	3/4 19.1	3 3/64 77.4	3 7/8 98.4	9/16	5.00 2.27	ECO-27	ECC-27	2BSS-27															
-	45	SFT-209C CR	5209C																																N/A
1 15/16	-	SFT-31C CR	2-115C	7889 35092	7 7/16 188.9	6 3/16 157.2	4 9/16 115.9	1 9/16 39.7	9/16 14.3	2 5/32 54.8	2 1/32 51.6	2 15/32 62.7	3/4 19.1	3 1/16 77.8	4 101.6	9/16	5.15 2.34	ECO-31	ECC-31	2BSS-31															
-	50	SFT-210C CR	5210C																																N/A
2	-	SFT-32C CR	1-2C	9752 43379	8 1/2 215.9	7 1/4 184.2	5 1/4 133.4	1 3/4 44.5	13/16 20.6	2 5/16 58.7	2 3/16 55.6	2 23/32 69.1	7/8 22.2	3 13/32 86.4	4 1/4 108.0	5/8	8.40 3.81	ECO-35	ECC-35	2BSS-32															
2 3/16	-	SFT-32C CR	2-23C																																
-	55	SFT-32C CR	5211C																																


Skwezloc concentric locking available upon request

Metric dimensions for reference only.

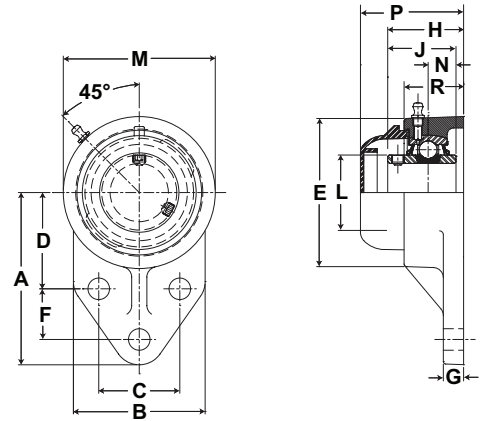
Not all parts are available from stock. Please contact customer service for availability (800) 626-2120.

For more information on bearing capabilities outside of our standard offering, please contact Application Engineering (800) 626-2093.

CR Gold Mounted Ball Bearings **SEALMASTER**®



- Duty:** Standard
- Rolling Elements:** 52100 Steel Balls
- Housing:** 316 Passivated Stainless Steel Flange Block
- Self-Alignment:** +/- 2 Degrees
- Lock:** Setscrew
- Seal:** Single Lip Rubber Contact Seal
- Temperature:** -20° to 220° F
- Grease:** Sealmaster GoldPlex-HP



CRS Bearings

FB-C CR Series Flange Bracket Setscrew Locking

Bore Diameter	Part No.	Bearing Insert No.	Basic Dynamic Rating lb/N	Dimensions inch/mm														Bolt Size	Unit Wt. lb/kg	Open Cap	Closed Cap	
				A	B	C	D	E	F	G	H	J	L	M	N	P	R					
3/4	-	FB-12C CR	2-012C	2611	3	2 3/8	1 1/2	1 11/16	4 1/4	7/8	5/16	1 11/32	1 7/32	1 3/16	2 1/2	1/2	2 1/4	1	3/8	1.30	ECO-12	ECC-12
-	20	FB-204C CR	5204C	11614	76.2	60.3	38.1	42.9	108	22.2	7.9	34.1	31.0	30.2	63.5	12.7	57.2	25.4		.59		
1	-	FB-16C CR	2-1C	2801	3 3/8	2 1/2	1 5/8	1 13/16	4 3/4	1 1/8	3/8	1 1/2	1 3/8	1 3/8	2 3/4	9/16	25/32	1 3/32	3/8	1.80	ECO-16	ECC-16
-	25	FB-205C CR	5205C	12459	85.7	63.5	41.3	46.0	120.7	28.6	9.5	38.1	34.9	34.9	69.9	14.3	54.8	27.8		.82		
1 3/16	-	FB-19C CR	2-13C																		ECO-19	
1 1/4	-	FB-20RC CR	1-14C	4381	3 3/4	2 3/4	1 7/8	2 1/16	5 3/8	1 1/4	3/8	1 5/8	1 1/2	1 19/32	3 1/4	5/8	2 17/32	1 15/64	3/8	2.45	ECO-20R	ECC-19
-	30	FB-206C CR	5206C	19488	95.3	69.9	47.6	52.4	136.5	31.8	9.5	41.3	40.5	82.6	15.9	64.3	31.4			1.11	ECO-19	
1 1/4	-	FB-20C CR	2-14C																		ECO-20	
1 7/16	-	FB-23C CR	2-17C	5782	4 1/4	3 1/4	2	2 3/8	6 1/8	1 1/4	1/2	1 7/8	1 11/16	1 55/64	3 3/4	11/16	2 25/32	1 15/32	1/2	3.80		ECC-23
-	35	FB-207C CR	5207C	25720	108.0	82.6	50.8	60.3	155.6	31.8	12.7	47.6	42.9	47.2	95.3	17.5	70.6	37.3		1.72	ECO-23	

Skwezloc concentric locking available upon request

Metric dimensions for reference only.

Not all parts are available from stock. Please contact customer service for availability (800) 626-2120.

For more information on bearing capabilities outside of our standard offering, please contact Application Engineering (800) 626-2093.



Table of Contents

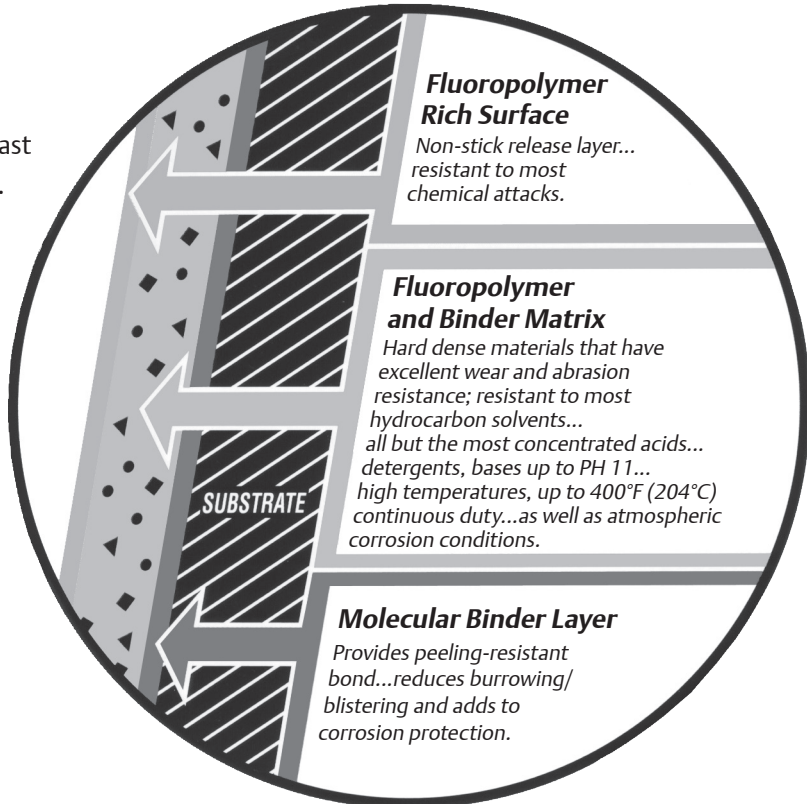
Fluoropolymer Coating.....	K-76
Load and Speed Charts.....	K-77
Installation	K-79
Lubrication	K-84
Speed Limits.....	K-84



Fluoropolymer Coating

Used On:

- RPB-CR Units
- PN Gold Units with Fluoropolymer Cast Iron. As listed on pages K-53 to K-57.



Fluoropolymer Rich Surface

Non-stick release layer... resistant to most chemical attacks.

Fluoropolymer and Binder Matrix

Hard dense materials that have excellent wear and abrasion resistance; resistant to most hydrocarbon solvents... all but the most concentrated acids... detergents, bases up to PH 11... high temperatures, up to 400°F (204°C) continuous duty...as well as atmospheric corrosion conditions.

SUBSTRATE

Molecular Binder Layer

Provides peeling-resistant bond...reduces burrowing/blistering and adds to corrosion protection.

The chart below demonstrates the effectiveness of this corrosion-resistant polymer coating for a variety of atmospheric conditions and other physical qualities, against other popular materials. It is also important to note that **SEALMASTER RPB-CR Duty Bearings** have the housing bores coated

HOUSING COATING PERFORMANCE CHART						
CORROSION CHARACTERISTICS	SEALMASTER CORROSION DUTY	PAINT	ELECTRO-LESS NICKEL	CU/NI/CR	NYLON	TEFLON*
ACID	✓✓✓✓	✓	✓✓✓	✓✓	✓✓✓	✓✓✓✓
BASE	✓✓✓✓	✓	✓✓	✓✓	✓✓✓	✓✓✓✓
WASHDOWN	✓✓✓✓	✓	✓✓	✓✓	✓✓✓	✓**
ATMOSPHERIC EXPOSURE	✓✓✓✓	✓✓	✓✓	✓✓	✓✓	✓✓✓✓
NON-STICK	✓✓✓✓	-	-	-	✓	✓✓✓✓
ADHESION TO CASTING	✓✓✓✓	✓✓✓	✓✓✓	✓✓✓	✓✓✓	✓
HARDNESS	✓✓✓	✓✓	✓✓✓✓	✓✓✓✓	✓✓✓	✓
COLOR	✓✓✓✓	✓	✓✓	✓✓✓✓	✓✓	✓✓

EXCELLENT ✓✓✓✓
GOOD ✓✓✓

FAIR ✓✓
POOR ✓

UNACCEPTABLE -
** SHOULD NOT BE USED WITH HIGH PRESSURE SPRAYWASH

* Teflon is a registered trademark of the Du Pont Company.



Load Ratings for Sealmaster PN Gold & CR Gold

This chart displays load capacity in pounds for a given L10 life, speed and shaft size. The shaded areas indicate the maximum speed ratings for CR Gold only. The values in the table represent loads at ideal conditions with press fit mounting to the shaft. ABMA recommends applying life adjustments factors for slip fit mounted ball bearings and when using alternative race materials. To obtain de-rated load, divide load in the table by 1.29. The values in the table represent equivalent radial loads only. For combined radial and thrust load, the equivalent radial load must be calculated before applying the load in the table. Refer to Mounted Ball Engineering Section G for more information on calculating L10.

Bore Size	Basic Dynamic Rating lb/N	L10 Hrs	RPM													
			50	150	250	500	750	1000	1250	1500	1750	2000	3000	4000	5000	6000
1/2 5/8 3/4	2611 11614	5000	653	653	619	491	429	390	362	341	324	310	270	246	228	215
		10000	653	583	491	390	341	310	287	270	257	246	215	195	181	170
		30000	583	404	341	270	236	215	199	188	178	170	149	135	126	118
		50000	491	341	287	228	199	181	168	158	150	144	126	114	106	100
		100000	390	270	228	181	158	144	133	126	119	114	100	91	84	79
1	2801 12459	5000	700	700	664	527	461	418	388	366	347	332	290	264	245	230
		10000	700	625	527	418	366	332	308	290	276	264	230	209	194	183
		30000	625	433	366	290	253	230	214	201	191	183	160	145	135	127
		50000	527	366	308	245	214	194	180	170	161	154	135	122	114	107
		100000	418	290	245	194	170	154	143	135	128	122	107	97	90	85
1 3/16 1 1/4R	4381 19487	5000	1095	1095	1039	825	720	654	608	572	543	519	454	412	383	
		10000	1095	978	825	654	572	519	482	454	431	412	360	327	304	
		30000	978	678	572	454	396	360	334	315	299	286	250	227	211	
		50000	825	572	482	383	334	304	282	265	252	241	211	191	178	
		100000	654	454	383	304	265	241	224	211	200	191	167	152	141	
1 1/4 1 3/8 1 7/16	5782 25718	5000	1446	1446	1371	1088	951	864	802	755	717	686	599	544		
		10000	1446	1290	1088	864	755	686	636	599	569	544	475	432		
		30000	1290	895	755	599	523	475	441	415	394	377	330	299		
		50000	1088	755	636	505	441	401	372	350	333	318	278	253		
		100000	864	599	505	401	350	318	295	278	264	253	221	200		
1 1/2	7340 32648	5000	1835	1835	1741	1381	1207	1096	1018	958	910	870	760	691		
		10000	1835	1638	1381	1096	958	870	808	760	722	691	603	548		
		30000	1638	1136	958	760	664	603	560	527	501	479	418	380		
		50000	1381	958	808	641	560	509	472	445	422	404	353	321		
		100000	1096	760	641	509	445	404	375	353	335	321	280	254		
1 5/8 1 11/16 1 3/4	7901 35144	5000	1975	1975	1874	1487	1299	1180	1096	1031	979	937	818			
		10000	1975	1763	1487	1180	1031	937	870	818	777	744	650			
		30000	1763	1222	1031	818	715	650	603	567	539	516	450			
		50000	1487	1031	870	690	603	548	509	479	455	435	380			
		100000	1180	818	690	548	479	435	404	380	361	345	301			
1 15/16 2R	7889 35090	5000	1972	1972	1871	1485	1297	1178	1094	1029	978	935	817			
		10000	1972	1760	1485	1178	1029	935	868	817	776	742	649			
		30000	1760	1221	1029	817	714	649	602	567	538	515	450			
		50000	1485	1029	868	689	602	547	508	478	454	434	379			
		100000	1178	817	689	547	478	434	403	379	360	345	301			
2 2 3/16	9752 43377	5000	2438	2438	2312	1835	1603	1457	1352	1273	1209	1156	1010			
		10000	2438	2176	1835	1457	1273	1156	1073	1010	959	918	802			
		30000	2176	1509	1273	1010	882	802	744	700	665	636	556			
		50000	1835	1273	1073	852	744	676	628	591	561	537	469			
		100000	1457	1010	852	676	591	537	498	469	445	426	372			
2 1/4 2 7/16	11789 52437	5000	2947	2947	2795	2219	1938	1761	1635	1538	1461	1398				
		10000	2947	2631	2219	1761	1538	1398	1298	1221	1160	1109				
		30000	2631	1824	1538	1221	1067	969	900	847	804	769				
		50000	2219	1538	1298	1030	900	817	759	714	678	649				
		100000	1761	1221	1030	817	714	649	602	567	538	515				

- Notes:
- Not all shaft sizes are available for each product line; refer to the product pages to determine availability.
 - Typical operating temperature range of CR Gold and PN Gold bearings are -20° F to 220° F (0° F to 150° F for composite housings).
 - For loads, speeds and temperature not listed, contact Application Engineering at 800-626-2093.

Load Ratings for Sealmaster RPB-CR

This chart displays load capacity in pounds for a given L10 life, speed and shaft size. The values in the table represent equivalent radial loads only. For combined radial and thrust load, the equivalent radial load must be calculated before applying the load in the table. Refer to Mounted Roller Engineering Section I for more information on calculating L10, and page I-56 for Single Row Basic Dynamic Rating.



Bore Size	Basic Dynamic Rating lb/N	L10 Hrs.	RPM													
			50	150	250	500	750	1000	1250	1500	1750	2000	2500	3000	3500	4000
1 3/16 1 1/4	2975 13233	5000	2975	2975	2975	2552	2260	2073	1939	1836	1753	1684	1575	1491	1424	1368
		10000	2975	2975	2552	2073	1836	1684	1575	1491	1424	1368	1279	1211	1156	1111
		30000	2975	2140	1836	1491	1320	1211	1133	1072	1024	984	920	871	832	799
		50000	2552	1836	1575	1279	1133	1039	972	920	878	844	789	747	714	685
		100000	2073	1491	1279	1039	920	844	789	747	714	685	641	607	580	557
1 3/8 1 7/16	4760 21174	5000	4760	4760	4760	4084	3616	3317	3102	2937	2804	2694	2520	2386	2278	
		10000	4760	4760	4084	3317	2937	2694	2520	2386	2278	2188	2047	1938	1850	
		30000	4760	3424	2937	2386	2112	1938	1812	1716	1638	1574	1472	1394	1331	
		50000	4084	2937	2520	2047	1812	1662	1555	1472	1406	1350	1263	1196	1142	
		100000	3317	2386	2047	1662	1472	1350	1263	1196	1142	1097	1026	971	927	
1 1/2 1 5/8 1 11/16	6140 27312	5000	6140	6140	6140	5268	4664	4279	4002	3789	3617	3475	3250	3077		
		10000	6140	6140	5268	4279	3789	3475	3250	3077	2938	2823	2640	2500		
		30000	6140	4416	3789	3077	2725	2500	2338	2213	2113	2030	1899	1798		
		50000	5268	3789	3250	2640	2338	2144	2006	1899	1813	1742	1629	1542		
		100000	4279	3077	2640	2144	1899	1742	1629	1542	1473	1415	1323	1253		
1 3/4 1 15/16 2	8070 35897	5000	8070	8070	8070	6923	6130	5624	5259	4979	4754	4568	4272			
		10000	8070	8070	6923	5624	4979	4568	4272	4045	3862	3710	3470			
		30000	8070	5804	4979	4045	3581	3285	3072	2909	2777	2668	2496			
		50000	6923	4979	4272	3470	3072	2818	2636	2496	2383	2289	2141			
		100000	5624	4045	3470	2818	2496	2289	2141	2027	1935	1859	1739			
2 3/16	8570 38121	5000	8570	8570	8570	7352	6510	5972	5585	5288	5049	4851	4537			
		10000	8570	8570	7352	5972	5288	4851	4537	4295	4101	3940	3685			
		30000	8570	6164	5288	4295	3803	3489	3263	3089	2950	2834	2650			
		50000	7352	5288	4537	3685	3263	2993	2799	2650	2530	2431	2274			
		100000	5972	4295	3685	2993	2650	2431	2274	2153	2055	1975	1847			
2 1/4 2 7/16 2 1/2	9030 40167	5000	9030	9030	9030	7747	6860	6293	5885	5572	5320	5111				
		10000	9030	9030	7747	6293	5572	5111	4780	4526	4321	4152				
		30000	9030	6495	5572	4526	4007	3676	3438	3255	3108	2986				
		50000	7747	5572	4780	3883	3438	3154	2950	2793	2666	2562				
		100000	6293	4526	3883	3154	2793	2562	2396	2268	2166	2081				
2 11/16 2 3/4 2 15/16 3	9630 42836	5000	9630	9630	9630	8262	7316	6711	6276	5942	5674					
		10000	9630	9630	8262	6711	5942	5451	5098	4826	4608					
		30000	9630	6926	5942	4826	4274	3920	3666	3471	3314					
		50000	8262	5942	5098	4141	3666	3363	3145	2978	2843					
		100000	6711	4826	4141	3363	2978	2732	2555	2419	2310					
3 3/16 3 7/16 3 1/2	15320 68147	5000	15320	15320	15320	13143	11638	10676	9984	9453						
		10000	15320	15320	13143	10676	9453	8671	8110	7678						
		30000	15320	11018	9453	7678	6799	6237	5833	5522						
		50000	13143	9453	8110	6587	5833	5351	5004	4738						
		100000	10676	7678	6587	5351	4738	4346	4065	3848						
3 15/16 4	20980 93324	5000	20980	20980	20980	17999	15938	14620	13673							
		10000	20980	20980	17999	14620	12945	11875	11106							
		30000	20980	15089	12945	10515	9311	8541	7988							
		50000	17999	12945	11106	9021	7988	7327	6853							
		100000	14620	10515	9021	7327	6488	5952	5566							
4 7/16 4 1/2	25750 114542	5000	25750	25750	25750	22091	19561	17944	16782							
		10000	25750	25750	22091	17944	15889	14575	13631							
		30000	25750	18520	15889	12906	11427	10483	9804							
		50000	22091	15889	13631	11072	9804	8993	8411							
		100000	17944	12906	11072	8993	7963	7305	6832							
4 15/16 5	35520 158001	5000	35520	35520	35520	30473	26983	24752								
		10000	35520	35520	30473	24752	21917	20105								
		30000	35520	25547	21917	17802	15763	14460								
		50000	30473	21917	18803	15273	13524	12405								
		100000	24752	17802	15273	12405	10985	10076								

Notes:

- Typical operating temperature ranges for standard bearings are -20° F to 220° F.
- For loads, speeds outside the rating chart, contact Application Engineering at 800-626-2093.



Installation Instructions

- **Sealmaster RPB-CR**

Refer to page I-59

- **Sealmaster PN Gold and CR Gold**

Refer to page K-80

PN Gold and CR Gold Bearing Installation

Mounting Housed Bearing Units:

NOTICE

- These bearings are designed for maximum permissible static misalignment of ± 2 degrees. Installation, handling or operation of the bearing in excess of the maximum of ± 2 degrees can cause reduction in bearing performance and may lead to equipment failure.
- Do not strike or hammer on any component of the bearing and/or shaft. Impact can result in damage to the bearing that may cause reduction in bearing performance and may lead to equipment failure.



Step 1: Inspect Shaft and Bore

Shaft should be within tolerance range shown in Table 1, clean and free of nicks and burrs. Mount bearings on unused section of shafting or repair/replace shafting as required. Inspect both the shaft and bearing bore for debris or contaminants. Wipe clean as necessary.



PN/CR Gold Table 1

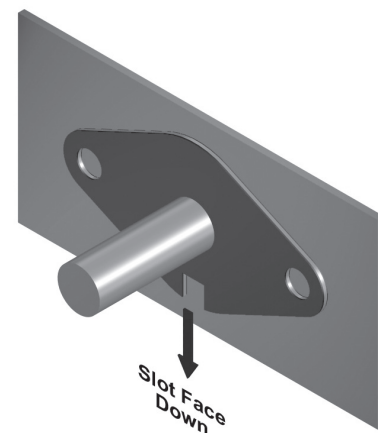
Recommended Shaft Tolerances	
Nominal Bore Diameter	Tolerance (Inches)
1/2 - 1 15/16	+0.0000 / -0.0005
2 - 3 3/16	+0.0000 / -0.0010
3 1/4 - 4 15/16	+0.0000 / -0.0015

Step 2: Check Support Surfaces

Make sure the base of the housing and the support surfaces are clean and free from burrs. If the housing elevation is adjusted with shims these must cover the entire contact area between the housing and the support surface.

Step 3: Install Back-side Shield

If a back-side shield is used (2, 3 and 4 bolt flange units), install the shield on the shaft. Verify that the drain slot is facing downward as shown.



Step 4: Install Unit

To aid installation, keep weight off bearing during mounting. Slide unit onto shaft by pushing on the inner ring. If it is difficult to mount bearing on shaft, use a piece of emery cloth to reduce any high spots on the shaft.

Step 5: Fasten Unit in Place

Install housing mounting bolts and check bearing alignment. Align the bearing units as closely as possible.

Tighten mounting bolts to recommended fastener torques. Check the shaft for freedom of rotation by rotating shaft with hand in both directions.

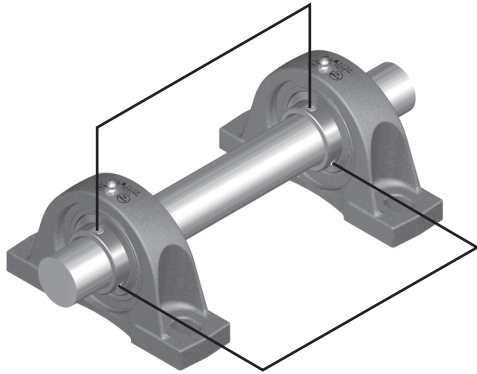


PN Gold and CR Gold Bearing Installation continued

Step 6: Tighten Locking Mechanism

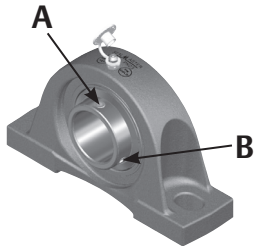
a. Setscrew Locking Inserts

Setscrews in multiple bearing applications should be aligned as shown.



Tighten bearing units to the shaft as follows:

- i. Torque the first setscrew "A" to one half of the recommended torque in Table 2.
- ii. Torque the second setscrew "B" to the full recommended torque. Go back to the first setscrew "A" and tighten to the full recommended torque.



Check shaft again for freedom of rotation and then tighten the second bearing unit in the same fashion. When all bearings are tightened, perform a final check to the shaft for freedom of rotation.


PN/CR Gold Table 2

Setscrew Torque			
Screw Size	Hex Size	Inch-Pounds	
		CR-Gold	PN-Gold
1/4-28	1/8	65 - 85	35 - 45
5/16-24	5/32	125 - 165	75 - 100
3/8-24	3/16	230 - 300	125 - 145
7/16-20	7/32	350 - 450	130 - 160
1/2-20	1/4	500 - 650	N/A
5/8-18	5/16	1100 - 1440	N/A


b. Skwezloc Locking Inserts

- i. Be sure that the Skwezloc collar is fitted square and snug against the shoulder on the inner ring


Push Locking Collar Tightly Against Inner Ring Shoulder



Incorrect



- ii. Torque the Skwezloc collar cap screw to the full recommended torque in Table 3.



PN/CR Gold Table 3

Skwezloc Concentric Locking Collar Cap Screw Torque		
Screw Size	Hex Size	Inch-Pounds
# 8-32	T-25	70
# 10-24	T-27	100
1/4-20	T-30	240
5/16-18	T-45	495

Check shaft again for freedom of rotation and then tighten the second bearing unit in the same fashion. When all bearings are tightened, perform a final check to the shaft for freedom of rotation.

Optional End Cap Installation Instructions:

Polymer End Caps:

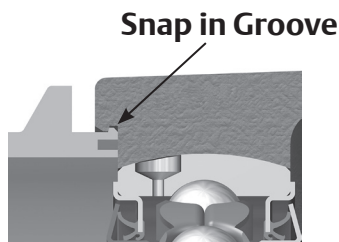
Step 1: Position End Cap

Verify that the drain hole is facing down when the cap is installed as shown. Position the end cap flush against the face of the housing.



Step 2: Install End Cap


Press the cap until it snaps into the groove in the housing. Rotate the shaft by hand to verify there is no contact between the shaft and the end cap. If an open end cap is used, there should be no contact between the shaft and the bore of the end cap as shown.



Stainless Steel End Caps:

Step 1: Position End Cap

Apply silicone sealant evenly onto the housing face where the end cap will contact (optional). Verify that the end cap drain hole is facing down when the cap is installed (for caps with two drain holes, one should be facing down). Position the end cap flush against the face of the housing.




Step 2: Install End Cap

Tighten the cap screws to affix the end cap to the housing face. Rotate the shaft by hand to verify there is no contact between the shaft and the end cap. If an open end cap is used, there should be no contact between the shaft and the bore of the end cap.

Step 3: Install V-Seal (Open End Caps Only)

Place the V-seal over the shaft. Push the seal up against the outside face of the open end cap, such that the seal lip contacts the outside face of the open end cap as shown. The assembled width of the seal should be approximately 1/4 inch.





Mounting PN Gold Cylindrical O.D. (ER Style) Inserts

Replacing Existing Sealmaster Inserts:

Note:

Replacement Sealmaster bearing inserts are intended for use in Sealmaster housings only.

Step 1: Loosen and Remove Housing Mounting Bolts

Step 2: Remove Bearing from Shaft

Loosen the locking mechanism and slide the bearing off the shaft.

Step 3: Remove the Bearing Insert from the Housing

Secure housing in a vise. Remove lubrication fitting and lock pin from the housing. Do not discard the lubrication fitting or lock pin. Using a bar placed in the insert bore as a lever, swing the insert to line up the outer ring with the load slots and remove insert from load slots.

Step 4: Inspect and Prepare Housing

Housings should be inspected for damage prior to installation. Wipe housing bore clean as necessary and check that the lubrication hole is clean and free of debris. Wetting of the housing bore with oil or grease may be done to ease installation of bearing insert.

Step 5: Load New Insert

With the bearing housing still in the vise, load the insert in the following fashion:

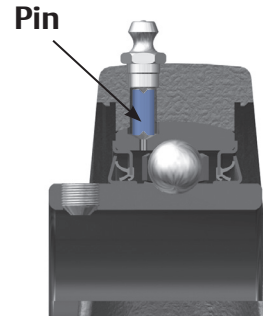
- a. Place the bearing insert into the housing load slots, positioning the insert outer ring dimple and lubrication hole in line with the housing lubrication hole.

- b. Using a bar placed in the insert bore as a lever, swing the insert into place within the housing. Insert should have a snug fit in the housing. If insert can be made to swivel by hand in the housing bore, fit is too loose and entire unit should be replaced. If heavy force is required, fit is too tight and entire unit should be replaced.

- c. Ensure alignment of the outer ring dimple and lubrication hole and housing lubrication hole.

Step 6: Install Lock Pin and Lubrication Fitting

Place the lock pin in the housing lubrication hole, ensuring that it seats in the outer ring dimple. Tighten the lubrication fitting into the housing lubrication hole until snug, then loosen 1/4 turn.



NOTICE: Over tightening or under tightening of the lubrication fitting may lead to reduction in bearing performance.

Step 7: Refer to Steps 1 - 6 from the "Mounting Housed Bearing Units" Section and the "Optional End Cap Installation Instructions" if applicable

.....

Mounted PN Gold Cylindrical O.D. (ER Style) Inserts See page G-248

Lubrication:

All Sealmaster PN Gold and CR Gold Ball Bearings are delivered with a high quality food grade grease with an EP additive. The bearing is ready for use with no initial lubrication required. The grease consists of a calcium sulfonate thickener, mineral oil, and NLGI grade 2 consistency.

Compatibility of grease is critical; therefore consult with Application Engineering and your grease supplier to insure greases are compatible. For best performance it is recommended to relubricate with calcium sulfonate thickened grease with a comparable NLGI consistency and base oil properties.

Relubricatable Sealmaster bearings are supplied with grease fittings or zerks for ease of lubrication with hand or automatic grease guns. Always wipe the fitting and grease nozzle clean.

CAUTION: If possible, it is recommended to lubricate the bearing while rotating, until grease purge is seen from the seals. If this is not an option due to safety reasons, follow the alternate lubrication procedure below.

Alternate Lubrication Procedure:

Stop rotating equipment. Add one half of the recommended amount shown in Table 4. Start the bearing and run for a few minutes. Stop the bearing and add the second half of the recommended amount. A temperature rise after lubrication, sometimes 30°F (17°C), is normal. Bearing should operate at temperatures less than 200°F (94°C) and should not exceed 250° (121°C) for intermittent operation. For lubrication guidelines, see Tables 4 and 5.

Note: Table 5 is a general recommendation. Experience and testing may be required for specific applications.

Note: Grease charges in Table 4 are based on the use of calcium sulfonate thickened grease with a NLGI grade 2 consistency.

Speed Limits:

Note: The Maximum Operational Speeds listed in Table 6 are based on the use of a single lock setscrew insert, with single lip contact seals (1C) for CR Gold, and with HPS seals for PN Gold.

PN/CR Gold Table 4

Grease Charge for Relubrication			
Series	Bore Size		Grease Charge (Mass - Ounces)
	Standard Duty	Medium Duty	
2-012	1/2 - 3/4	---	.03
2-015	13/16 - 1	---	.04
2-13	1 1/16 - 1 1/4R	15/16 - 1	.09
2-17	1 1/4 - 1 7/16	1 3/16	.13
2-19	1 1/2 - 1 9/16	1 7/16	.18
2-111	1 5/8 - 1 3/4	1 1/2	.20
2-115	1 13/16 - 2R	1 11/16 - 1 3/4	.22
2-23	2 - 2 3/16	1 15/16	.30
2-27	2 1/4 - 2 7/16	2 3/16	.38
2-211	2 1/2 - 2 11/16	2 7/16 - 2 1/2	.53
2-215	2 13/16 - 2 15/16	2 11/16	.62
2-33	3 - 3 3/16	2 15/16	.88
2-37	3 1/4 - 3 7/16	3 3/16	1.11
2-38	3 1/2	3 7/16	1.37
2-43	3 15/16 - 4 3/16	3 15/16 - 4	2.50

PN/CR Gold Table 5

Relubrication Recommendations			
Environment	Temperature (°F)	Speed (% Catalog Max)	Frequency
Dirty	-20 to 250	0 - 100%	Daily to 1 Week
		0 - 25%	4 to 10 Months
Clean	-20 to 125	26 - 50%	1 to 4 Months
		51 - 75%	1 Week to 1 Month
		76 - 100%	Daily to 1 Week
		0 - 25%	2 to 6 Weeks
	125 to 175	26 - 50%	1 Week to 1 Month
		51 - 75%	Daily to 1 Week
		76 - 100%	
	175 to 250	0 - 100%	Daily to 1 Week

PN/CR Gold Table 6

Maximum Operational Speed			
Bore Size (inch)		Speed (RPM)	
Standard Duty	Medium Duty	CR Gold	PN Gold
1/2 - 3/4	x	6450	3100
13/16 - 1	x	6350	2700
1 1/16 - 1 1/4R	15/16 - 1	5450	2300
1 1/4 - 1 7/16	1 3/16	4650	2000
1 1/2 - 1 9/16	1 7/16	4150	1750
1 5/8 - 1 3/4	1 1/2	3800	1600
1 13/16 - 2R	1 11/16 - 1 3/4	3550	1500
2 - 2 3/16	1 15/16	3250	1350
2 1/4 - 2 7/16	2 3/16	2550	1250

