



Weatherly No. 400
Catalog No. 431-2061
Edition 2016
Supersedes 431-2061 [2013]



GROUNDS MAINTENANCE EQUIPMENT

Commercial & Residential Lawn
and Garden Equipment
Farm & Agricultural Equipment

OWN YOUR LAWN & GARDEN BELT MARKET WITH GREAT SUPPORT FROM GATES.


Boost Your V-Belt Sales.

PowerRated® "70" Belt Merchandiser

This attractive and versatile display makes maximum use of available space.

Provides self-service to customers so they can select the correct replacement belt.

- Purchase the assortment and get the display for free.
- Top 70 selling sizes are included.
- Provides 78% coverage on applications in the up to 17 horsepower range.
- Merchandiser includes racks, sign, and number tags plus Belt Length Measuring Tool, Applications Catalog and PowerRated Interchange Guide.
- Display can be ordered without belts. Order Part #91234 (Charge Item).



Part No. 91230
(Pegboard and gondola not included)

There are all kinds of equipment besides cars and trucks that use belts. We can help you grow your lawn and garden belt business with great support programs for BladeRunner®, PowerRated® and TruFlex® belts.



POWERATED BELT MERCHANDISER

Gates. Powering Progress™

Table of Contents

Table of Contents & Warranty	A1
Product Pages	A2- A59
Abbreviations	A60
Belts for Riding Mowers	1-257
Belts for Walk Behind Mowers	258-315
Belts for Compact Tractors	316-319
Belts for Snow Blowers/Throwers	320-343
Belts for Tillers	344-384
Belts for Lawn Equipment	385-403
Belts for Lawn Attachments	404-439
Belts and Coolant Hose for Combines	440-501
Belts and Coolant Hose for Cotton Equipment	502-505
Belts and Coolant Hose for Harvesters	506-508
Belts and Coolant Hose for Hay Equipment	509-510
Belts and Coolant Hose for Sprayers	511-512
Belts and Coolant Hose for Tractors	513-659
Belts and Coolant Hose for Windrowers	660-665
Straight Hose Size Lists	666-667
Truflex® and PowerRated® V-Belt Size Lists	668-669
FleetRunner® Micro-V® Belt Size Lists	670-675
Century™ Series Micro-V® Belt Size Lists	676-685
Industrial Micro-V® Belt Size Lists	686
FleetRunner® Heavy-Duty V-Belt Size Lists	687-688
XL® V-Belt Size Lists	689-692
Green Stripe® Truck and Bus V-Belt Size Lists	693-696
Green Stripe® Truck and Bus PowerBand® Belt Size Lists	697-698
Hi-Power® II V-Belt Size Lists	699-700
Hi-Power® II PowerBand® Belt Size Lists	701
Super HC® V-Belt Size Lists	702
Super HC® PowerBand® Belt Size Lists	703
Tri-Power® V-Belt Size Lists	704
Special Belt Size Lists	705-706
Green Stripe® Vulco-Flex® Coolant Hose (Heavy-Duty) Size Lists	707-708
Vulco-Flex® II Coolant Hose (Standard) Size Lists	709-710
Changeover Listing – FleetRunner® to Standard Belts	711-712

Warning

Be safe! Do not use Gates belts, pulleys or sprockets on any aircraft propeller or rotor drive systems or in-flight accessory drives. Those Gates products are not designed or intended for aircraft use.

Caution

Use Gates products only on applications specified in Gates literature. Install and maintain products according to the vehicle manufacturers' recommended procedures and with recommended tools. Failure to follow these instructions could result in injury or property damage. Gates disclaims all liability due to failure to follow these instructions.

Limited Warranty for the Life of the Merchandise

Goods are warranted to be free from defects in material or workmanship for the life of the Goods (or the published recommended replacement interval specified by Gates). Gates will replace or repair, at its option, any Goods proved defective in material or workmanship during the warranty period. This is the sole remedy for breach of warranty. Color

fade and color difference is not warranted. This warranty is void if the defect is caused by improper installation, use or maintenance of the Goods, or used for racing or competition. Goods are not warranted to comply with laws that may apply to uses of the Goods not stated in related materials, e.g., use in manned or unmanned aviation or life support applications.


ALL OTHER WARRANTIES, EXPRESS OR IMPLIED, INCLUDING, BUT NOT LIMITED TO WARRANTIES OF MERCHANTABILITY AND FITNESS FOR A PARTICULAR PURPOSE, ARE EXPRESSLY DISCLAIMED. FAILURE TO REPLACE TIMING BELTS OR OTHER GATES PRODUCTS AS SPECIFIED MAY RESULT IN CATASTROPHIC ENGINE OR EQUIPMENT DAMAGE FOR WHICH GATES DISCLAIMS ALL RESPONSIBILITY, TO THE EXTENT PERMITTED BY APPLICABLE LAW.

This publication contains the latest information available to our engineers. If you require additional application or part number information, contact the Automotive Product Application Tech Line at 303-744-5651.

Lawn + Garden

BladeRunner® Belts


The BladeRunner belt is an aftermarket belt designed to fit specific applications. The BladeRunner belt provides exact OE fit, construction and performance when installed on leading lawn, garden and outdoor power equipment.



- Meets or exceeds the performance of the OE belt on the equipment that it is applied to, which reduces costly downtime and labor associated with belt replacement.
- Utilizes Aramid Cord construction which has a higher tensile strength than steel.
- Exact fit to ensure smooth engagement of clutch and reduced harshness of operation.
- Various constructions [V, Cogged, Synchronous] available in order to meet the needs of the customer.
- Superior performance over standard fractional horsepower belts on recommended applications.

PoweRated® V-Belts

Gates PoweRated V-belts are design-engineered to handle virtually any utility application because they transmit more horsepower than conventional utility belts - up to 17 horsepower. Gives outstanding performance on drives with backside idlers.



- Reinforced with aramid tensile cord, pound for pound stronger than steel.
- Green Flex-Weave® cover resists heat, oil and cracking.
- Superior performance on clutching and backside idler drives.
- Universal construction features cord placement and cover that provide smooth, quiet operation with reduced vibration.
- Concave sides fill out to make even contact with the sides of the sheave grooves to distribute wear uniformly.

Note: Gates PoweRated V-belts can be substituted for equivalent sizes of FHP low horsepower Gates Truflex® V-belts.

Truflex® V-Belts

Recommended for lower horse-power lawn and garden equipment, heating and home air conditioning drives, light-duty appliances, shop and miscellaneous fractional horsepower applications.




- Oil and heat resistant.
- Resists ozone, weather and many chemicals and detergents.
- Universal construction features cord placement and cover that provide smooth, quiet operation with reduced vibration.
- Concave sides fill out to make even contact with the sides of the sheave grooves to distribute wear uniformly.

Note: Do not use on applications where FHP medium horsepower V-belts are recommended

Industrial

Super HC® V-Belts

Pioneered by Gates, these “narrow” cross-sections can transmit up to three times the horsepower of the classical cross-sections [A, B, C and D] in the same amount of drive space. Suitable for all industrial applications, particularly where space, weight and horsepower capacity are critical.




- Gates curves provide proper cord support and full contact with the sheave-groove for uniform loading, uniform wear and increased belt life.
- Flex-bonded cords are strongly bonded to the body of the belt resulting in equal load distribution and the absorption of bending stress without cord deterioration.
- The Flex-Weave® cover is constructed for longer cover life, providing extended protection to the core of the belt from oil, dirt, and heat.
- Meets ARPM/RMA IP-3-2 oil and heat resistance standards.
- Meets ARPM/RMA IP-3-3 static conductivity requirements.

Gates also offers Super HC PowerBand belts allowing multiple belts to function as a single unit with even load distribution and each strand fitting securely in the sheave groove.

Super HC® Molded Notch V-Belts

Constructed with Gates proprietary construction, this belt has a superior combination of flex and load carrying capacity, as well as transmitting more horsepower than the classical cross sections in the same amount of drive space. Suitable for all industrial applications, particularly where space, weight and horsepower capacity are critical.



- Notches molded into the belt during manufacturing increase flexibility, making this belt well suited for drives with smaller diameter sheaves.
- Belt edge is machined for even sheave groove contact resulting in smoother running, less slip and wear.
- Flex-bonded cords are strongly bonded to the body of the belt resulting in equal load distribution and the absorption of bending stress without cord deterioration.
- Patented ethylene material construction provides -70°F to +250°F [-57°C to +121°C] temperature range to resist belt cracking.
- Meets ARPM/RMA IP-3-2 oil and heat resistance standards.
- Meets ARPM/RMA IP-3-3 static conductivity requirements.

Gates also offers Super HC Molded Notch PowerBand V-belts allowing multiple belts to function as a single unit with even load distribution and each strand fitting securely in the sheave groove.

Industrial Micro-V® Belts (J, L and M Series)

Exclusive truncated [shortened] profile gives Gates Micro-V belts increased flexibility, reduced heat build-up and allows performance at higher speeds on smaller diameter sheaves. Well suited for applications such as appliances, outdoor power equipment, roller conveyors, machine tools, medical equipment and exercise equipment.



- Fiber reinforced ribs for excellent wear resistance.
- High modulus, low stretch tensile member for added strength and dependability.
- Smooth running for minimal vibration at high speeds.
- Meets ARPM/RMA IP-3-2 oil and heat resistance standards.
- Meets ARPM/RMA IP-3-3 static conductivity requirements.

Heavy-Duty Fleet

FleetRunner® Micro-V® Belts

Designed for the toughest applications, FleetRunner construction provides superior flexibility, stability, load capacity and unsurpassed belt life. Patented materials deliver peak performance at extreme prolonged operating temperatures making this belt the ultimate problem solver. An advanced blend of EPDM rubber technology withstands the modern threats of deterioration from increased exposure to ozone and water-based coolants. FleetRunner does this all while providing the lowest cost per mile for fleets, including $\frac{3}{4}$ and 1 ton pickups.

- Belt of choice by fleets, including $\frac{3}{4}$ and 1 ton pickups.
- Lowest cost per mile.
- Consistently outperforms all competitors.
- Outstanding crack resistance at extreme temperatures.
- Problem-solver designed for the toughest applications.

FleetRunner® Heavy-Duty V-Belts

Patented EPDM construction with distinct green overcord built specifically for more durability and longer life on heavy-duty drives.

- Outperforms the competition on the most troublesome drives.
- Special compound provides un-matched flexibility, stability, load carrying capacity and belt life.
- Patented material provides peak performance at extreme prolonged operating temperatures.
- Heavy-duty construction resists cracking and wear.
- Oil and heat-resistant.
- Unique undercord notch pattern offers increased flexibility for smaller diameter pulleys.
- Available in over 70 sizes.

Green Stripe® PowerBand® Belts

Designed for problem, heavy-duty, heavily vibrating applications requiring belt sets. Tie-band feature joining belts together ensures stability lacking in ordinary belt sets.

- Even load distribution between strands provides better shock load absorption.
- Belt cannot turn over or slip off drive.
- Unique tensile cord design gives belt extra strength, added flexibility and shock-load resistance.
- Molded notches reduce bending stress, especially on small diameter pulleys, while dissipating heat.
- Meets or exceeds SAE J1459 specifications.

Heavy-Duty Fleet

Green Stripe® Truck and Bus Series V-Belts

Specifically designed for heavy-duty truck, bus and off-road equipment applications. Absorbs normal shock loads without damage to belt.

- Special tensile cords give high stretch resistance.
- Special notch design resists cracking while providing tensile member support during operation.
- Oil and heat-resistant construction throughout.
- Meets SAE J636b and SAE J637 specifications.

Gates also offers Green Stripe Truck and Bus Series PowerBand V-belts for problem, heavy-duty, heavily vibrating applications requiring belt sets.

Hi-Power® II V-Belts

Featuring a composite, multi-purpose construction, these belts resist oil and heat, ozone, sunlight, weather and aging. Suitable for all industrial applications, including v-flat drives.

- Gates curves provide proper cord support and full contact with the sheave-groove for uniform loading, uniform wear and increased belt life.
- Flex-bonded cords are strongly bonded to the body of the belt resulting in equal load distribution and the absorption of bending stress without cord deterioration.
- The Flex-Weave® Cover is constructed for longer cover life, providing extended protection to the core of the belt from oil, dirt and heat.
- Meets ARPM/RMA IP-3-2 oil and heat resistance standards.
- Meets ARPM/RMA IP-3-3 static conductivity requirements.

Gates also offers Hi-Power II PowerBand V-belts allowing multiple belts to function as a single unit with even load distribution and each strand fitting securely in the sheave groove.

Tri-Power® V-Belts

Constructed with Gates proprietary construction, this belt has a superior combination of flex and load carrying capacity, as well as less stretch resulting in less maintenance. Suitable for all industrial applications, particularly where small or sub-minimal sheave diameters are required.

- Notches molded into the belt during manufacturing increase flexibility, making this belt well suited for drives with smaller diameter sheaves.
- Belt edge is machined for even sheave groove contact resulting in less slip and wear.
- Flex-bonded cords are strongly bonded to the body of the belt resulting in equal load distribution and the absorption of bending stress without cord deterioration.
- Meets ARPM/RMA IP-3-2 oil and heat resistance standards.
- Meets ARPM/RMA IP-3-3 static conductivity requirements.

Gates also offers Tri-Power II PowerBand V-belts allowing multiple belts to function as a single unit with even load distribution and each strand fitting securely in the sheave groove.

Accessory Belt Drive System

XL® V-Belts

Replacement belt for the most demanding engine drives. Due to thermal forces, this variable notched belt tightens on the drive as it gets hot. This results in improved belt performance by reducing tension decay and noise.

- Fiber-loaded rubber stock puts more flexibility along the length of the belt, yet gives the belt greater lateral stability in the pulley.
- Thermally active tensile cords for maintenance-free performance when properly installed and tensioned.
- Form ground to ensure precise top width and sidewall dimensional control for proper fit in pulley as well as a smoother, quieter running belt.
- Meets or exceeds SAE J636C specifications.

Gates also offers Green Stripe® XL® V-belts as a premium-quality replacement for heavy-duty engines.

Century™ Series Micro-V® Belts

Import or domestic, car or truck, every vehicle can depend on the superior quality of Gates precision fit Century Series Micro-V belts. With advanced technology that matches the OE size, construction and materials Century Series Micro-V ensures optimal vehicle performance. Micro-V belts provide peak operating performance while delivering the highest value available.

- Meets or exceeds all specifications from the Original Equipment Manufacturer.
- Designed for small diameter pulleys, backside idlers, and for use with [or without] automatic tensioners.
- Special belt constructions eliminate belt noise, reduce tension loss, and solve problem drive applications.
- Utilizes advanced materials like Aramid Fiber found in bullet-proof vests and crack and heat resistant EPDM materials.
- Unique form grinding of each individual belt assures precise dimensional control.
- Meets or exceeds SAE J1459, SAE J2432, and SAE J1596 specifications.

Gates also offers Century™ Series Micro-V® Green Stripe® belts with greater load-carrying capacity designed for demanding, heavy-service drives.

Century™ Series Aramid Belts

Gates, the leader in automotive Serpentine belt drive systems, collaborates with OE manufacturers globally to continually evolve the performance and durability of belt drives. Certain vehicle engines require specific belt constructions, such as aramid tensile cord, to provide long belt life, and eliminate noise and vibration that are inherent on these drives. Utilizing this same technology for the Aftermarket, Gates offers Century Series Aramid cord belt for specified vehicles. This construction matches the OEM to assure a quiet and smooth functioning belt, with the same performance and durability as the OEM part. For guaranteed OE performance, use Gates Century Series Aramid Serpentine Belts.


- Exact OEM aramid cord construction replacement – superior to polyester tensile cords as most serpentine belts come with.
- Essential for specific demanding accessory belt drives (Turbo, Diesel, high RPM).
- Reduces noise and vibration.
- Extends life of the belt and other accessory drive components.

Accessory Belt Drive System

Century™ Series Micro-V® Dual-Sided Belts

For replacing original equipment belts on serpentine drives that require a higher degree of efficiency when transmitting power. Designed for small diameter pulleys and for use with or without automatic tensioners.

- V-ribbed on both sides of the belt.
- Specially designed to resist wear and cracking due to overall reduced thickness in construction.
- Broad coverage on unique applications.
- Custom setup for Gates specialized solution kits for Serpentine drives that cause problems from the OEM.



DriveAlign® Automatic Belt Tensioners

Gates is a global leader in Original Equipment [OE] System Design. With a full line of tensioners and international manufacturing locations, you can count on Gates to supply premium quality DriveAlign Automatic Belt Tensioners. Gates ensures that every tensioner they manufacture is built to rigid tolerances and specifications that guarantee OE fit, form and function.



- Full line coverage for Import, Domestic and Heavy-Duty applications.
- Manufactured using the same technology as Original Equipment Manufacturer [OEM] part, assuring a factory match.
- Patented vibration damping system improves tensioners, belts and accessory life.
- Torsional round spring design provides consistent tension and does not allow contamination.
- Comprehensive line includes parts to fit cars, vans, SUV's and light trucks.

DriveAlign® Idler Pulleys

Built to last by resisting dirt, salt, and other under-hood contaminants and are designed for use on passenger cars and light trucks as a locked center tensioning pulley, an automatic belt tensioner pulley or an idler pulley.



- Steel or thermoplastic construction provides high durability for long life.
- Bearing meets or exceeds OE and is designed for application specific speed and load requirements.
- Reliable operation under severe conditions.
- Applied for Import and Domestic vehicles.
- Mounting hardware included on some popular applications.

Coolant Systems - Hose

Hose Shelf Life

Storage environment, along with rubber materials, can vary the shelf life limit. Shelf life is difficult to quantify as many variables affect the hose. Proper storage precautions can result in three to five years of shelf life. Beyond this time, there can be a significant service life decrease, depending on storage environment variables.

Some variables include:

Hose should be stored in a cool, dry area never exceeding +100°F [+38°C]. If stored below freezing, pre-warming may be required prior to handling, testing and placing into service. Store hose in original container. Never stack hose too high, as its weight can crush hose at the bottom of the stack. Gates recommends hose in extended storage be visually inspected and tested prior to use. Hose judged marginal should be replaced to avoid potential failure, property damage or bodily injury. Store hose on a first-in/first-out basis. Unusually long storage, or poor storage environment can deteriorate hose, reduce performance and may lead to premature failure.

Molded Coolant Hose

Gates molded coolant hose is manufactured to fit specific applications. Equivalent in design to OEM specifications. Approved for marine applications.



- Recommend for upper, lower, by-pass, heater and other coolant hose applications.
- Heat and ozone resistant cover.
- Engineered to resist electrochemical degradation - the leading cause of hose failure.
- Re-engineered materials resist vacuum collapse, this reduces the need for internal springs in many applications.
- Meets SAE 20R4 and 20R3 Type EC Class D-1 and D-2 specifications.
- Temperature rating: -40°F to +275°F [-40°C to +135°C] in coolant hose applications.

Note: Gates recommends replacing standard worm drive and spring loaded clamps with Gates PowerGrip® SB clamps each time a new coolant hose is installed.

Caution: Do not use for fuel or oil transfer applications.

Vulco-Flex® II Coolant Hose

Gates Vulco-Flex II hose will bend in almost any direction. It easily replicates the angles and planes of a wide variety of expensive original equipment coolant hose, for quick, easy replacement.



- Improved sealing surface for greater leak resistance and increased flexibility for easier installation.
- Heat and ozone resistant cover.
- Rated for SAE 20R5 Class D-2 performance.
- High temperature rating up to +257°F [+125°C].


Note: Gates recommends replacing clamps each time a new coolant hose is installed.

Caution: Do not use for fuel or oil transfer applications.

Coolant Systems - Hose

Green Stripe® Vulco-Flex® Coolant Hose

Heavy-duty flexible hose designed to replace straight or curved coolant hoses. The benefit is maximum coverage with minimum inventory. Hose inside diameter remains constant from end to end. No convolutions inside hose so tube is smooth, allowing free coolant flow. Approved for marine applications.



- Excellent flexibility, yet collapse and kink resistant.
- Extra strength fabric reinforcement with helical steel wire spiral molded between tube and cover.
- Heat-resistant construction throughout.
- EPDM tube and neoprene cover for extended service life.
- Performs to SAE 20R5 Type EC Class D-2 specifications.
- Engineered to resist electrochemical degradation – the leading cause of hose failure.
- Temperature rating: -40°F to +257°F [-40°C to +125°C].
- Working pressure 40 psi maximum.

Caution: Do not use for fuel or oil transfer applications.

Vulco Straight Coolant Hose

Specially engineered stick hose is ideal for straight coolant/air connections in automotive, stationary engine, industrial and home applications.



- Heat-resistant cover.
- Meets SAE 20R1 Standard Wall Class D-2 requirements.
- Cover marked in one-inch increments for easy measuring and cutting allows “custom fit” light-duty coolant installations.
- Temperature rating: -40°F to +257°F [-40°C to +125°C].

Caution: Do not use for fuel or oil transfer applications.

Part No.	I.D. (In.)	Work. Press. (psi)	Part No.	I.D. (In.)	Work. Press. (psi)	Part No.	I.D. (In.)	Work. Press. (psi)
24008	1/2	105	24026	1 5/8	55	24042	2 5/8	30
24012	3/4	80	24028	1 3/4	50	24044	2 3/4	30
24014	7/8	80	24030	1 7/8	50	24046	2 7/8	25
24016	1	75	24032	2	50	24048	3	25
24018	1 1/8	75	24034	2 1/8	45	24052	3 1/4	20
24020	1 1/4	65	24036	2 1/4	40	24056	3 1/2	18
24022	1 3/8	65	24038	2 3/8	40	24064	4	12
24024	1 1/2	60	24040	2 1/2	35			

Coolant Systems - Hose

Wire-Inserted Green Stripe® Coolant Hose



Provides the ability to replace many sizes of tailor-made curved hoses. Results in maximum coverage with minimum inventory. Approved for marine applications.

- Heavy-duty fabric reinforcement with helical carbon steel wire.
- Bends easily to make curved connections.
- Cuts easily with knife and wire cutters to reduce installation time.
- Exceeds SAE 20R2 Type EC [Class D2 Tube and cover] except in vacuum applications.
- Engineered to resist electrochemical degradation – the leading cause of hose failure.
- Temperature rating: -40°F to +257°F [-40°C to +125°C].




Note: Long spans must be supported every 3 feet.

Caution: Do not use for fuel or oil transfer applications.

Part No. 5 Ft.	Part No. 10 Ft.	I.D. [In.]	Work. Press. [psi]	Vacuum [In. Hg.]	Min. Bend Radius [In.]	Part No. 5 Ft.	Part No. 10 Ft.	I.D. [In.]	Work. Press. [psi]	Vacuum [In. Hg.]	Min. Bend Radius [In.]
24916	28316	1	100	25	2	24938	—	2 ³ / ₈	50	20	6½
24918	—	1½	100	25	2½	24940	28340	2½	50	20	6½
24920	28320	1¾	100	25	2½	24942	—	2 ⁵ / ₈	40	15	7½
24922	—	1 ³ / ₈	85	25	3	24944	28344	2¾	40	15	7½
24924	28324	1½	85	20	3½	24946	—	2 ⁷ / ₈	40	15	9
24926	28326	1 ⁵ / ₈	75	20	3½	24948	28348	3	40	15	9
24928	28328	1¾	75	20	4	24956	28356	3½	35	15	12
24930	28330	1 ⁷ / ₈	60	20	4½	24964	—	4	30	10	20
24932	28332	2	60	20	4½	24980	—	5	15	5	24
24934	—	2 ¹ / ₈	55	20	5½	24996	—	6	15	5	30
24936	28336	2¼	55	20	5½						

Green Stripe® Vibraflex® Coolant Hose



For heavy-duty applications requiring short length hose that must absorb vibration and/or fitting misalignment. High flexibility reduces installation time and provides lower cost-per-mile operation.

- Oil and heat-resistant nitrile tube.
- Oil, abrasion and heat-resistant neoprene cover.
- Exceeds SAE J20 [Class B Tube and Class C Cover].
- Two-ply fabric reinforced.
- Temperature rating: -40°F to +212°F [-40°C to +100°C].

Caution: Do not use for gasoline or diesel transfer applications.




Part No.	I.D. [In.]	Work. Press. [psi]	Part No.	I.D. [In.]	Work. Press. [psi]	Part No.	I.D. [In.]	Work. Press. [psi]
23505	1¼ x 4	70	23547	2¼ x 4½	40	23567	2¾ x 4½	30
23511	1 ³ / ₈ x 5	60	23557	2 ³ / ₈ x 5	35	23568	2¾ x 5 ³ / ₈	30
23515	1½ x 5	60	23559	2 ³ / ₈ x 6¼	35	23572	3 x 4	25
23520	1 ³ / ₄ x 5	55	23562	2½ x 4½	35	23575	3 x 7	25
23531	2 x 3½	50	23550	2½ x 6	35	23585	3½ x 5½	25
23533	2 x 5	50	23566	2¾ x 3¼	30			

Coolant Systems - Hose

Green Stripe® 2-Ply Straight Coolant Hose

Stick hose designed for demanding heavy-duty coolant/air applications. Approved for marine applications.



- Two-ply bias fabric construction to maximize flexibility and strength.
- Resists "cold water leaks" due to advanced EPDM tube and cover that stay soft and pliable, even under adverse operating conditions.
- Exceeds SAE 20R1 Type EC [Class D-1 Tube, and cover, Standard Wall].
- Cover marked in one-inch increments to facilitate approximate cut lengths, allows "custom-fit" installations.
- Engineered to resist electrochemical degradation – the leading cause of hose failure.
- Temperature rating: -40°F to +257°F [-40°C to +125°C].



Note: For a maintenance free connection, use PowerGrip® SB clamps.

Caution: Do not use for fuel or oil transfer applications.

Part No.	I.D. [In.]	Work. Press. [psi]	Part No.	I.D. [In.]	Work. Press. [psi]	Part No.	I.D. [In.]	Work. Press. [psi]
24212	3/4	100	24230	17/8	75	24248	3	25
24214	7/8	100	24232	2	60	24250	3 1/8	25
24216	1	100	24234	2 1/8	60	24252	3 1/4	20
24218	1 1/8	100	24236	2 1/4	60	24256	3 1/2	18
24220	1 1/4	100	24238	2 3/8	60	24260	3 3/4	18
24222	1 3/8	100	24240	2 1/2	60	24264	4	12
24224	1 1/2	100	24242	2 5/8	60	24272	4 1/2	12
24226	1 5/8	85	24244	2 3/4	60			
24228	1 3/4	75	24246	2 7/8	55			

Silicone Coolant Hose

Extra long-lasting hose constructed with silicone rubber. Ideal for extremely high temperature service in radiator, heater and other coolant transfer hose applications.



- Excellent for extreme ambient and radiant temperature conditions.
- Resists weathering, ozone, heat and coolant deterioration.
- Silicone tube and cover resist prolonged exposure to under-hood and coolant heat.
- Use PowerGrip® SB clamps or silicone hose clamps.
- Exceeds SAE 20R1 [Class A Standard Wall].
- Temperature rating: -70°F to +350°F [-56°C to +177°C].

Caution: Do not use for fuel or oil transfer applications.

Part No.	I.D. [In.]	Work. Press. [psi]	Part No.	I.D. [In.]	Work. Press. [psi]	Part No.	I.D. [In.]	Work. Press. [psi]	Part No.	I.D. [In.]	Work. Press. [psi]
24808	1/2	110	24820	1 1/4	85	24836	2 1/4	75	24852	3 1/4	40
24810	5/8	110	24822	1 3/8	85	24838	2 3/8	65	24856	3 1/2	35
24812	3/4	110	24824	1 1/2	85	24840	2 1/2	65	24860	3 3/4	35
24814	7/8	110	24826	1 5/8	80	24844	2 3/4	50	24864	4	35
24816	1	90	24828	1 3/4	80	24848	3	50	24872	4 1/2	25
24818	1 1/8	90	24832	2	75	24850	3 1/8	40			

Coolant Systems - Hose

FleetRunner® Hi-Temp Coolant Hose

Built to excel in the extreme conditions of modern heavy-duty engine compartments, FleetRunner Hi-Temp Straight Coolant Hose is the durable solution for extended use in heavy-duty trucks.



- Advance peroxide-cured EPDM rubber.
- Exceeds SAE 20R1 specifications.
- Resists electrochemical degradation.
- High working pressure rating.
- Temperature rating: -40°F to 300°F [-40°C to +149°C].

Part No.	I.D. [In.]	Work. Press. [psi]	Part No.	I.D. [In.]	Work. Press. [psi]
24614	7/8" X 3'	150	24630	1 7/8" x 3'	150
24616	1" x 3'	150	24632	2" x 3'	150
24618	1 1/8" x 3'	150	24636	2 1/4" x 3'	125
24620	1 1/4" x 3'	150	24638	2 3/8" x 3'	125
24622	1 3/8" x 3'	150	24640	2 1/2" x 3'	125
24624	1 1/2" x 3'	150	24644	2 3/4" x 3'	125
24626	1 5/8" x 3'	150	24648	3" x 3'	125
24628	1 3/4" x 3'	150			

Molded Silicone Coolant Hose

Heavy-duty engines with advanced emissions systems (from 2007 to current model year) produce higher under-hood temperatures, requiring the use of silicone coolant hose. In these low engine-air-flow and high-heat conditions, Gates Silicone Coolant Hose is the perfect product.



- Premium 4-ply construction.
- High-heat resistance material meets or exceeds OE specifications.
- Industry standard blue cover for easy identification.
- Used when hose routing passes near turbo or hot side of the charged air system.

Gates also offers application-specific molded silicone coolant hose for exact dimensional specifications.

45° Bent [+350°F/+177°C]		90° Elbow [+350°F/+177°C]		Hi-Temp [+500°F/+260°C]	
Part No.	I.D. [In.]	Part No.	I.D. [In.]	Part No.	I.D. [In.]
28205	1 3/4	28217	1 3/4	28225	1
28206	2	28210	2	28226	1 1/4
28207	2 1/4	28211	2 1/4	28227	1 1/2
28200	2 1/2	28212	2 1/2	28228	1 3/4
28201	2 3/4	28213	2 3/4	28229	2
28202	3	28214	3	28230	2 1/4
28203	3 1/2	28215	3 1/2	28231	2 1/2
28204	4	28216	4	28232	2 3/4
				28233	3

Coolant Systems - Hose

90° Molded Heater Hose

Especially designed for difficult heater hose applications requiring sharp 90° bends in the hose. Eliminates the need for extensive inventory of OE type curved heater hose. Just 22 sizes handle thousands of applications.



- Engineered to resist electrochemical degradation – the leading cause of hose failure.
- Resists water permeation.
- Similar to heater SAE 20R3 Type EC Class D-2.
- Use with heater hose connectors and bulk heater hose for virtually complete molded heater hose coverage.
- Temperature rating: -40°F to +275°F [-40°C to +135°C].

Caution: Do not use for fuel or oil transfer applications.

Arm Lengths [In.]	Arm Lengths [mm]	1/4" [6.35mm]	5/16" [7.9mm]	3/8" [9.5mm]	1/2" [12.7mm]	5/8" [15.9mm]	5/8" x 3/4" [15.0 x 19.1mm]	3/4" x 5/8" [19.1 x 15.9mm]	3/4" [19.0mm]
4 x 6	101.6 x 152.4	18010	18020	18030	28460	28466	18079	18070	28474
4 x 12	101.6 x 304.8	18011	18021	18031	28461	28467	—	18071	28475
4 x 18	101.6 x 457.2	—	—	—	28462	28468	18076	—	28476
8 x 18	203.2 x 457.2	—	—	—	28463	28469	—	18072	—
4 x 24	101.6 x 609.6	—	—	—	28464	28470	—	18073	28477
8 x 24	203.2 x 609.6	—	—	—	—	—	—	—	28478
4 x 33	101.6 x 825.0	—	—	—	—	—	18077	—	—
8 x 34	203.2 x 863.6	—	—	—	—	—	—	18078	—
4 x 36	101.6 x 914.4	—	—	—	28465	28471	—	18074	28479
4 x 48	101.6 x 1219.2	—	—	—	—	28472	—	—	28480
4 x 60	101.6 x 1524.0	—	—	—	—	28473	—	18075	28481

Firewall® Heater Hose

Extra heavy-duty hose designed for maximum durability. Easily recognized by its red cover.



- Unaffected by most coolants and non-oil based coolant additives.
- Unaffected by high cooling system pressures.
- Good resistance to high temperatures for extended periods of time.
- Similar to SAE 20R3 Class D-2.
- Temperature rating: -40°F to +257°F [-40°C to +125°C].


Caution: Do not use for fuel or oil transfer applications.

Part No.	I.D. [In.]	Length [Ft.]	Working Pressure [psi]
28430	1/2	50	60
28431	5/8	50	60
28432	3/4	50	50
28433	5/8	250	60
28434	3/4	250	50

Coolant Systems - Hose

Green Stripe® Heater Hose

Heavy-duty construction assures dependable operation in truck, bus and off-road equipment heater systems. For a maintenance free connection, install with PowerGrip® SB clamps. Approved for marine applications.




- Green Stripe construction provides best cost-per-mile economics.
- Cover is abrasion resistant.
- Advanced EPDM tube, cover and reinforcement withstand high under-hood and coolant temperatures. Designed for extended use without cracking or hardening.
- Engineered to resist electrochemical degradation – the leading cause of hose failure.
- Exceeds SAE 20R1 Type EC, Standard Wall Class D-1.
- Reduces water loss from water permeating the hose wall and cover, a distinct advantage over silicone.
- Temperature rating: -40°F to +275°F [-40°C to +135°C].

Caution: Do not use for fuel or oil transfer applications.

Part No.	I.D. (In.)	Length (Ft.)	Working Pressure (psi)
28439	1/2	50	105
28441	5/8	50	95
28442	3/4	50	80
28443	7/8	50	80
28444	1	50	75
28445	1 1/4	50	70
28440	1/2	300	105
28447	5/8	300	95
28448	3/4	300	80
28449	1	300	75

Safety Stripe® Heater Hose

EPDM hose constructed for extra-long service life.



- Unaffected by most coolants and non-oil based coolant additives.
- Unaffected by high cooling system pressures.
- Good resistance to high temperatures for extended periods of time.
- Similar to SAE 20R3 Class D-2.
- Not recommended for heavy-duty truck, bus and off-road construction equipment; use Green Stripe® heater hose for these applications.
- Temperature rating: -40°F to +257°F [-40°C to +125°C].

Caution: Do not use for fuel or oil transfer applications.

Part No.	I.D. (In.)	Length (Ft.)	Working Pressure (psi)	Part No.	I.D. (In.)	Length (Ft.)	Working Pressure (psi)
28407	1/4	50	60	8417	5/8	250 (reel)	60
28408	5/16	50	60	28412	3/4	50	50
28409	3/8	50	60	28418	3/4	250 (reel)	50
28410	1/2	50	60	28413	1	50	45
28411	5/8	50	60	28420	1	25	45

Coolant Systems - Hose

Polybagged Safety Stripe® Heater Hose

Ideal self-service package for retail-oriented merchandising. Fits standard pegboard displays.



- Package measures 12" wide x 13" high.
- Hose comes in 6 ft. lengths of Gates Safety Stripe heater hose in 3/8", 1/2", 5/8" and 3/4" I.D.

Part No.	I.D. (In.)
28489	3/8
28490	1/2
28491	5/8
28492	3/4

Silicone Heater Hose

Constructed with silicone rubber. Ideal for extremely high temperature service in radiator, heater and other coolant transfer hose applications. Approved for marine applications.




- Reinforced with tough, high temperature resistant polyester textile cords.
- Exceptionally flexible.
- Highly resistant to weathering, coolant deterioration, ozone and temperature extremes.
- Exceeds SAE 20R3 Class A Tube and Cover.
- Can be used for emission hose applications.
- For proper installation, use Gates PowerGrip® SB clamps or Gates silicone hose clamps.
- Temperature rating: -70°F to +400°F [-57°C to +204°C].

Caution: Do not use for fuel or oil transfer applications.

Part No.	I.D. (In.)	Length (Ft.)	Work. Press. (psi)
26239	3/8	25	60
26240	1/2	25	60
26241	5/8	25	60
26242	3/4	25	50
26244	1	25	45

Coolant Systems - Hose

Charter® Heater Hose



Economically priced heater hose – yet affords long service life. Tested by Gates to assure reliability.

- Good resistance to high temperatures.
- Moderate resistance to oil and grease contamination.
- Good resistance to non-oil based coolant additives.
- Similar to SAE 20R3 Class D-2.
- Temperature rating: -40°F to +257°F [-40°C to +125°C].

Caution: Do not use for fuel or oil transfer applications.

Part No.	I.D. [In.]	Length [Ft.]	Working Pressure [psi]
28400	1/2	50	60
28403	1/2	250	60
28401	5/8	50	60
28404	5/8	250	60
28402	3/4	50	50
28405	3/4	250	50

Coolant Systems - Components

Dual I.D. Heater Hose



Specially designed for heater hose applications requiring changes in diameter.

- Engineered to resist electrochemical degradation – the leading cause of hose failure.
- Meets SAE 20R4 Type EC Class D-2.
- Use with hose connectors and bulk heater hose for virtually complete molded heater hose coverage.
- Temperature rating: -40°F to +275°F [-40°C to +135°C].

Caution: Do not use for fuel or oil transfer applications.

Length [In.]	Part No. 1/2" x 5/8" I.D.	Part No. 5/8" x 3/4" I.D.
6	18050	18080
12	18051	18081
18	—	18082
24	—	19351
36	—	18083
60	—	18084

Hose I.D. Reducers

Slip inside current Gates hose to reduce inside diameters, providing maximum coverage with minimum hose inventory. Make it possible to adjust inside diameters of larger hoses for emergency replacements.



- Quality rubber construction assures maximum dependability, no leakage.
- Fits Green Stripe® straight or Green Stripe® Vulco-Flex® hoses.

Caution: Recommended for coolant and air applications only.

Part No.	Size [In.]
26390	1½ to 1¾
26391	1¾ to 1½
26392	2 to 1¾
26393	2¼ to 2
26394	2½ to 2¼
26395	3 to 2½

Coolant Systems - Components

Plastic Heater Hose and Fuel Line Connectors

Unique single-barb design provides greater sealability between single or dual inside diameter hoses. Fuel Hose Connector Kit Part No. 91174. Reducer Connector Assortment Kit Part No. 91177.



- Almost any hose configuration can be constructed using straight, elbow and tee shapes.
- Glass reinforced nylon resists chemicals, gasoline, diesel fuels and temperatures from -40°F to +480°F [-40°C to +250°C].
- Bulkheads assure proper insertion depths.
- Anti-rotation device prevents hose twisting.



Straight Connectors		Elbow Connectors		Tee Connectors	
Part No.	O.D. (In.)	Part No.	O.D. (In.)	Part No.	O.D. (In.)
28561	3/32	28571	3/32	28581	3/32
28562	1/8	28572	1/8	28582	1/8
28563	5/32	28573	5/32	28583	5/32
28564	3/16	28574	3/16	28584	3/16
28601	1/4	28621	1/4	28631	1/4
28600	5/16	28620	5/16	28630	5/16
28602	3/8	28622	3/8	28632	3/8
28603	1/2	28623	1/2	28633	1/2
28604	5/8	28624	5/8	28634	5/8
28605	3/4	28625	3/4	28635	3/4
28606	1	28626	1	28638	1



Reducer Connectors		Tee Reducer Connectors			
Part No.	O.D. (In.)	Part No.	End 1 O.D. (In.)	90° Tee O.D. (In.)	End 2 O.D. (In.)
28591	3/32 to 1/8				
28592	1/8 to 5/32	28636	5/8	3/8	5/8
28593	3/16 to 1/4	28637	3/4	3/8	3/4
28594	5/16 to 3/8	28641	3/8	3/8	5/8
28609	3/8 to 1/2	28642	1/4	1/2	5/8
28610	1/2 to 5/8				
28611	5/8 to 3/4				
28612	3/4 to 1				
28639	5/16 to 1/2				

"Y" Connectors	
Part No.	O.D. (In.)
28551	3/32
28552	1/8
28554	3/16

Coolant Systems - Components

Heater Hose Quick-Lok® Connectors

Quick-Lok connectors provide a fast, easy way to connect replacement heater hose assemblies on cars and light trucks. The design retains O-rings so they cannot fall out or get damaged.



Straight Connectors

Part No.	O.D. (In.)
28500	5/8
28501	3/4
28502	3/4



Elbow Connectors

Part No.	O.D. (In.)
28503	5/8
28504	3/4
28505	3/4

Aluminum Hose Connectors

Superior aluminum cooling system connectors which carry coolant from the tensioner to the engine. Precision sized ends, with high quality EPDM O-rings, to create a perfect seal. Developed to replace the failure prone plastic connectors which become brittle and crack from the high heat of the engine. Manufactured by the OEM tensioner supplier.



Elbow Connectors

Part No.	End 1 O.D. (In.)	End 2 O.D. (In.)
91051-19	7/8	1
91051-20	7/8	1

Coolant Systems - Components

PowerGrip® SB Clamps

Maintenance-free clamps that retain dynamic tension and never need retightening. These clamps stop leaks, even on out-of-round applications. Clamp down better in all conditions and temperature extremes. Environmentally friendly by eliminating antifreeze leaks and ground water contamination.



- Easy to install with ordinary heat gun.
- Wider sealing area entraps connector bead.
- Conform to any shape of hose and housing, even out-of-round fittings.
- Made from a heat-sensitive thermoplastic with a memory to prevent over- or under-tightening.
- Can be used with all brands of silicone hose.
- Temperature rating: -40°F to +302°F [-40°C to +150°C].

Part No.	Size	Nominal Hose I.D. [In.]	Fits Hose O.D. [In.]*	Part No.	Size	Nominal Hose I.D. [In.]	Fits Hose O.D. [In.]*	Part No.	Size	Nominal Hose I.D. [In.]	Fits Hose O.D. [In.]*
32915	SB15	1/4	1/2 to 11/16	32934	SB34	1	1 5/16 to 1 1/2	32967	SB67	2 1/4	2 1/2 to 2 3/4
32919	SB19	3/8	11/16 to 13/16	32941	SB41	1 1/4	1 1/2 to 1 3/4	32973	SB73	2 1/2	2 3/4 to 3
32922	SB22	1/2	13/16 to 15/16	32948	SB48	1 1/2	1 3/4 to 2	32979	SB79	2 3/4	3 to 3 1/4
32925	SB25	5/8	15/16 to 1 1/16	32954	SB54	1 3/4	2 to 2 1/4	32986	SB86	3	3 1/4 to 3 1/2
32929	SB29	3/4	1 1/16 to 1 3/16	32960	SB60	2	2 1/4 to 2 1/2	32990	SB90	3 1/8	3 1/2 to 3 5/8
32932	SB32	7/8	1 3/16 to 1 5/16								

Green Stripe® Stainless Steel Clamps

Ideal for applications where corrosion is a problem, or for industrial use.



- Housing and 9/16" wide band constructed of heavy-gauge stainless steel.
- Screw is 400 series stainless steel.
- Rounded band edges.
- Hex shaped screw with deep slot - tightens with screwdriver, nutdriver or socket wrench.
- Tighten to 35 in./lbs.

SAE Size [In.]	Part No.	Fits Hose I.D. [In.]	Clamping Range [In.]
4	32201	1/16 to 1/2	1/4 to 5/8
7	32207	2/8 to 2/3	1/3 to 7/8
10	32210	3/8 to 5/8	1/2 to 1 1/8
12	32212	5/8 to 3/4	1/2 to 1 1/4
16	32216	3/4 to 1	3/4 to 1 1/2
20	32220	1 to 1 1/4	3/4 to 1 3/4
24	32224	1 1/4 to 1 1/2	1 to 2
28	32228	1 1/4 to 1 3/4	1 1/3 to 2 1/4
32	32232	1 1/2 to 2	1 1/2 to 2 1/2
36	32236	1 3/4 to 2 1/4	7/8 to 2 3/4
48	32248	2 1/2 to 3	1 5/8 to 3 1/2
52	32252	3 to 3 1/4	1 7/8 to 3 3/4
56	32256	2 to 3 1/2	2 1/8 to 4
60	32260	2 1/4 to 3 3/4	2 5/8 to 4 1/4
64	32264	2 1/4 to 4	2 5/8 to 4 1/2
72	32272	3 to 4 1/2	3 1/8 to 5
104	32304	4 to 6 1/2	4 to 7

Strap Clamps



Part No.	Clamp Length	Fits Hose up to
32112	12"	3 1/2" O.D.
32115	15"	4 1/2" O.D.
32124	24"	7 1/2" O.D.

Coolant Systems - Components

Super Hex/Minex Clamps

Top quality clamp with extra-strength construction features. Super Hex features a 1/2" wide band, while the Minex band is 5/16".



- Durable 200 series stainless steel band and screw housing.
- One-piece screw housing is interlocked onto band for extra strength.
- Solid head forged from one piece of steel, cadmium plated.
- Hex shaped screw with deep slot – tightens with screwdriver, nutdriver or socket wrench.
- Tighten to 30 in./lbs.
- Meets SAE J1508.

SAE Size [In.]	Part No.	Fits Hose I.D. [In.]	Clamping Range [In.]	SAE Size [In.]	Part No.	Fits Hose I.D. [In.]	Clamping Range [In.]
4	32001*	1/16 to 1/2	1/4 to 5/8	32	32032	1 1/2 to 2	1 4/7 to 2 1/2
6	32006	1/4 to 3/8	3/8 to 7/8	36	32036	1 3/4 to 2 1/4	7/8 to 2 3/4
7	32007*	2/8 to 2/8	1/3 to 7/8	40	32040	2 to 2 1/2	1 1/8 to 3
8	32008	5/16 to 1/2	4/8 to 1	44	32044	2 1/4 to 2 3/4	1 1/3 to 3 1/4
10	32010	3/8 to 5/8	1/2 to 1 1/8	48	32048	2 1/2 to 3	1 5/8 to 3 1/2
12	32012	5/8 to 3/4	1/2 to 1 1/4	52	32052	3 to 3 1/4	1 7/8 to 3 3/4
16	32016	3/4 to 1	3/4 to 1 1/2	56	32056	2 to 3 1/2	2 1/8 to 4
20	32020	1 to 1 1/4	3/4 to 1 3/4	64	32064	2 1/4 to 4	2 5/8 to 4 1/2
24	32024	1 1/4 to 1 1/2	1 to 2	72	32072	3 to 4 1/2	3 1/8 to 5
28	32028	1 1/4 to 1 3/4	1 1/3 to 2 1/4	104	32104	4 to 6 1/2	4 to 7

*Minex

Type of Clamp	Recommended Installation Torque	Maximum Torque
Minex	14-16 in./lbs.	20 in./lbs.
Super Hex + Charter	25-35 in./lbs.	50 in./lbs.
Green Stripe® Stainless Steel, Silicone + Marine	30-40 in./lbs.	60 in./lbs.

Green Stripe® Marine Clamps

Constructed of 100% marine grade stainless steel. Bands are 9/16" wide with rounded edges. Screws feature 300 series stainless steel construction and deep slotted 5/16" hex heads. Approved for marine applications.



- Saline and corrosion-resistant.

Size No.	Part No.	Size No.	Part No.	Size No.	Part No.	Size No.	Part No.
8M	32508	20M	32520	36M	32536	60M	32560
10M	32510	24M	32524	48M	32548	64M	32564
12M	32512	28M	32528	52M	32552	72M	32572
16M	32516	32M	32532	56M	32556	104M	32604

Coolant Systems - Components

Silicone Hose Clamps

Designed to provide an extra-tight seal on silicone hose and prevent hose cover extrusion.



- 300 series stainless steel band, screw and housing resist corrosion.
- Four-piece construction and 100% mechanical interlock for added strength and torque capability.
- Combination 5/16" hexagon, deep slot screw head makes installation easy-tightens with screwdriver, nutdriver or socket wrench.
- One piece band and liner.
- Inner-liner band eliminates hose cover extrusion.
- Wide 9/16" band gives 12-1/2% more compression than 1/2" band.
- Tighten to 35 in/lbs.

Part No.	Fits Hose I.D. [In.]	Clamping Range
32308	1/8 to 1/2	4/8 to 1
32310	3/8 to 5/8	3/4 to 1 1/8
32312	5/8 to 3/4	7/8 to 1 1/4
32316	3/4 to 1	1 to 1 1/2
32320	1 to 1 1/4	1 1/8 to 1 3/4
32324	1 1/4 to 1 1/2	1 1/4 to 2
32328	1 1/4 to 1 3/4	1 1/8 to 2 1/4
32332	1 1/2 to 2	1 4/7 to 2 1/2
32336	1 3/4 to 2 1/4	1 4/5 to 2 3/4
32340	2 to 2 1/2	2 to 3
32344	2 1/4 to 2 3/4	2 1/3 to 3 1/4
32348	2 1/2 to 3	2 4/7 to 3 1/2
32352	3 to 3 1/4	2 4/5 to 3 3/4
32356	3 1/4 to 3 1/2	3 to 4
32364	3 3/4 to 4	3 4/7 to 4 1/2
32372	4 to 4 1/2	4 to 5

Coolant Systems - Components

Green Stripe® and Green Stripe® Heavy-Duty Constant Tension Clamps

Green Stripe constant tension clamps provide the reusable, self-adjusting band needed for a dependable seal, even in the coldest conditions. Applications include auto, truck and bus cooling systems and turbo chargers.

Green Stripe and Green Stripe Heavy-Duty constant tension clamps feature:



- Larger, heavier gauge precision-formed spring washers with higher rates of band tension and adjustability for a more dependable seal.
- All stainless steel construction for maximum corrosion resistance. Band and Housing – 9/16" wide – GSCT 301 and GSHD 304 stainless steel. Hex-Head Screw – 410 stainless steel GSCT 5/16" and GSHD 3/8" wide.
- A uniform 360° seal.
- Clamping diameters – GSCT 9/16" to 3 1/2" and GSHD 1" to 9 1/8".
- Tighten Green Stripe clamps to minimum of 50 in./lbs. and maximum of 85 in./lbs.
- Tighten Green Stripe heavy-duty clamps to minimum of 75 in./lbs. and maximum of 125 in./lbs.

Green Stripe® Constant Tension Clamps

301 Stainless Steel 9/16" Band and Housing

410 Stainless Steel 5/16" Hex-Head Screw

Part Number	Standard Packaging	SAE Size	Clamping Ranges
32710	10	10	9/16" to 1"
32712	10	12	5/8" to 1 1/4"
32716	10	16	13/16" to 1 1/2"
32720	10	20	13/16" to 1 3/4"
32724	10	24	1 1/16" to 2"
32728	10	28	1 5/16" to 2 1/4"
32732	10	32	1 9/16" to 2 1/2"
32736	10	36	1 13/16" to 2 3/4"
32740	10	40	2 1/16" to 3"
32744	10	44	2 5/16" to 3 1/4"
32748	10	48	2 9/16" to 3 1/2"

Green Stripe® HD Constant Tension Clamps

304 Stainless Steel 9/16" Band and Housing

410 Stainless Steel 3/8" Hex-Head Screw

Part Number	Standard Packaging	Clamping Ranges
32617	10	1" to 1 3/4"
32620	10	1 1/4" to 2 1/8"
32625	10	1 3/4" to 2 5/8"
32630	10	2 1/4" to 3 1/8"
32635	10	2 1/4" to 3 5/8"
32640	10	3 1/4" to 4 1/8"
32645	10	3 3/4" to 4 5/8"
32650	10	4 1/4" to 5 1/8"
32655	10	4 3/4" to 5 5/8"
32660	10	5 1/4" to 6 1/8"
32665	10	5 3/4" to 6 5/8"
32670	10	6 1/4" to 7 1/8"
32675	10	6 3/4" to 7 5/8"
32680	10	7 1/4" to 8 1/8"
32685	10	7 3/4" to 8 5/8"
32690	10	8 1/4" to 9 1/8"

Coolant Systems - Components

Green Stripe® Heavy-Duty T-Bolt Clamps and Spring Loaded T-Bolt Clamps

Heavy-Duty T-Bolt and Spring-Loaded T-Bolt Clamps for Light, Medium and Heavy-Duty Trucks, Off-Road Equipment and Industrial applications. Designed for use in high-vibration and large diameter applications common with heavy truck, off-road equipment and industrial machinery.



Green Stripe T-Bolt Clamps

SAE Sizes	Gates Part Numbers	Min. Dia. [Inches]	Max. Dia. [Inches]	Min. Dia. [mm]	Max. Dia. [mm]	Installation Torque
-	32749	1 ³ / ₈	1 ⁴ / ₇	35.1	38.6	75.0 in. lbs. [8.5 Nm]
-	32750	1 ¹ / ₂	1 ⁵ / ₈	38.1	41.7	75.0 in. lbs. [8.5 Nm]
-	32751	1 ⁵ / ₈	1 ⁷ / ₈	41.4	46.0	75.0 in. lbs. [8.5 Nm]
28	32752	1 ³ / ₄	2	44.5	50.8	75.0 in. lbs. [8.5 Nm]
32	32753	1 ⁷ / ₈	2 ¹ / ₅	47.8	55.6	75.0 in. lbs. [8.5 Nm]
36	32754	2	2 ¹ / ₃	50.8	58.7	75.0 in. lbs. [8.5 Nm]
40	32755	2 ¹ / ₈	2 ⁴ / ₈	54.1	62.0	75.0 in. lbs. [8.5 Nm]
44	32756	2 ¹ / ₄	2 ⁴ / ₇	57.2	65.0	75.0 in. lbs. [8.5 Nm]
48	32757	2 ³ / ₈	2 ² / ₅	60.5	68.3	75.0 in. lbs. [8.5 Nm]
52	32758	2 ¹ / ₂	2 ⁴ / ₅	63.5	71.4	75.0 in. lbs. [8.5 Nm]
56	32759	2 ⁵ / ₈	3	66.8	74.7	75.0 in. lbs. [8.5 Nm]
60	32760	2 ³ / ₄	3	69.9	77.7	75.0 in. lbs. [8.5 Nm]
64	32761	2 ⁷ / ₈	3 ¹ / ₅	73.2	81.0	75.0 in. lbs. [8.5 Nm]
68	32762	3	3 ¹ / ₃	76.2	84.1	75.0 in. lbs. [8.5 Nm]
72	32763	3 ¹ / ₈	3 ⁴ / ₈	79.5	87.4	75.0 in. lbs. [8.5 Nm]
76	32764	3 ¹ / ₄	3 ⁴ / ₇	82.6	90.4	75.0 in. lbs. [8.5 Nm]
80	32765	3 ³ / ₈	3 ² / ₃	85.9	93.7	75.0 in. lbs. [8.5 Nm]
84	32766	3 ¹ / ₂	3 ⁴ / ₅	88.9	96.8	75.0 in. lbs. [8.5 Nm]
88	32767	3 ⁵ / ₈	4	92.2	100.1	75.0 in. lbs. [8.5 Nm]
92	32768	3 ³ / ₄	4	95.3	103.1	75.0 in. lbs. [8.5 Nm]
100	32769	4	4 ¹ / ₃	101.6	109.5	75.0 in. lbs. [8.5 Nm]
108	32770	4 ¹ / ₄	4 ⁴ / ₇	108.0	115.8	75.0 in. lbs. [8.5 Nm]
116	32771	4 ¹ / ₂	4 ⁴ / ₅	114.3	122.2	75.0 in. lbs. [8.5 Nm]
124	32772	4 ³ / ₄	5	120.7	128.5	75.0 in. lbs. [8.5 Nm]
132	32773	5	5 ¹ / ₃	127.0	134.9	75.0 in. lbs. [8.5 Nm]
140	32774	5 ¹ / ₄	5 ⁴ / ₇	133.4	141.2	75.0 in. lbs. [8.5 Nm]
148	32775	5 ¹ / ₂	5 ⁴ / ₅	139.7	147.6	75.0 in. lbs. [8.5 Nm]
156	32776	5 ³ / ₄	6	146.1	153.9	75.0 in. lbs. [8.5 Nm]
164	32777	6	6 ¹ / ₃	152.4	160.3	75.0 in. lbs. [8.5 Nm]
172	32778	6 ¹ / ₄	6 ⁴ / ₇	158.8	166.6	75.0 in. lbs. [8.5 Nm]
180	32779	6 ¹ / ₂	6 ⁴ / ₅	165.1	173.0	75.0 in. lbs. [8.5 Nm]
188	32780	6 ³ / ₄	7	171.5	179.3	75.0 in. lbs. [8.5 Nm]
196	32781	7	7 ¹ / ₃	177.8	185.7	75.0 in. lbs. [8.5 Nm]
204	32782	7 ¹ / ₄	7 ⁴ / ₇	184.2	192.0	75.0 in. lbs. [8.5 Nm]
212	32783	7 ¹ / ₂	7 ⁴ / ₅	190.5	198.4	75.0 in. lbs. [8.5 Nm]
220	32784	7 ³ / ₄	8	196.9	204.7	75.0 in. lbs. [8.5 Nm]
228	32785	8	8 ¹ / ₃	203.2	211.1	75.0 in. lbs. [8.5 Nm]
236	32786	8 ¹ / ₄	8 ⁴ / ₇	209.6	217.4	75.0 in. lbs. [8.5 Nm]
244	32787	8 ¹ / ₂	8 ⁴ / ₅	215.9	223.8	75.0 in. lbs. [8.5 Nm]

Green Stripe Spring-Loaded T-Bolt Clamps

SAE Sizes	Gates Part Numbers	Min. Dia. [Inches]	Max. Dia. [Inches]	Min. Dia. [mm]	Max. Dia. [mm]	Installation Torque
70	32861	3	3 ³ / ₈	77.8	85.7	75.0 in. lbs. [8.5 Nm]
86	32862	3 ⁴ / ₇	3 ⁷ / ₈	90.5	98.4	75.0 in. lbs. [8.5 Nm]
102	32863	4	4 ³ / ₈	103.2	.1	75.0 in. lbs. [8.5 Nm]
118	32864	4 ⁴ / ₇	4 ⁷ / ₈	115.9	123.8	75.0 in. lbs. [8.5 Nm]

Coolant Systems - Thermostats

Thermostats



Gates only partners with prime OE thermostat manufacturers to provide OE Exact or OE Type construction.

OE Exact

- Designed for customers that demand the exact OEM thermostat as a replacement product.

OE Type

- Quality controlled factory calibration assures accuracy of opening and closing, regardless of pressure changes.
- Matches the OEM product fit, function and design.
- Features including jiggle pins and check valves for air venting, seals, and gaskets make these thermostats equivalent to the original equipment parts

Thermostat Gaskets



Cuts installation time in half. Adhesive-backed gasket material helps prevent breaking of water outlet. Gasket cement is not needed. Approved for marine applications.

- Self-adhesive backing holds thermostat in place while water outlet is being installed.
- Rubber thermostat seals also available.

Green Stripe® Heavy-Duty Thermostats

Quality controlled factory calibration assures accurate heat control under extreme variations in temperature, load and engine vibrations. Approved for marine applications.



- Heavy-gauge brass and stainless steel with positive piston heat motor.
- Available in Choke type, Top By-Pass, Bottom By-Pass, Side By-Pass, Normally Open and other types to meet heavy-duty cooling system designs.

Note: Seal should always be changed when new thermostat is installed.

Green Stripe® Heavy-Duty Thermostat Seals

Fits securely around thermostat valve to prevent leakage. Approved for marine applications.



- Corrosion-resistant steel construction.
- Specially constructed to assure accurate fit.

Coolant Systems - H.D. Radiator Caps + Kits

Heavy-Duty Radiator Caps

For use on heavy-duty trucks, buses and tractors.

- Fits applications with 3/4" deep filler necks.



Heavy-Duty Cool Control Caps

Diverts pressurized coolant to reservoir instead of an overflow tube.

- Corrosion-resistant, heavy-gauge metal construction assures long life and accurate control of pressure.
- Atmospheric type valve allows cooling system to pressurize as needed, resulting in less strain on system components.



Radiator Cap and Cooling System Analyzer Kit

Contains all components needed to check cooling systems and radiator caps.

- Lightweight, impact-resistant analyzer.
- Pressure release button on easy-to-read gauge allows for safe venting of system during testing.
- Complete Kit — Includes Part No. 31425, 31413 and carrying case. Kit Part No. 31367 replaces old Part No. 31365.



Fuel System - Hose

Barricade® Fuel Injection Hose (MPI)

Low-permeation, premium hose for use on all fuel systems, including fuel injection (MPI). Approved for use with gasoline, diesel, bio-diesel including soybean methyl ester (SME), rapeseed methyl ester (RME), palm methyl ester (PME) per ASTM D6751, E-85, methanol, ethanol, ethanol extended gasoline, gasohol fuels and 100% alcohol. Patented five-layer Greenshield® barrier technology keeps fuel out of the environment while delivering peak fuel efficiency.



- Exceeds SAE J30R14T2 (except for kink resistance) as well as low-permeation requirements for CARB.
- Aramid reinforcement spiral braid for superior burst strength.
- Thermoplastic barrier layer.
- Oil, heat, ozone and abrasion resistant cover.
- 225 psi working pressure rating.
- Recommended for any fuel injection applications for superior service life.
- Temperature rating: -40°F to +275°F [-40°C to +135°C] continuous, up to +302°F [+150°C] intermittent.

Note: Do not submerge in gasoline.

Packaging: I.D. [in.]	Working [psi]	2 Ft. retail Part No.	15 Ft. length Part No.	25 Ft. length Part No.	250 Ft. reel Part No.
3/4	225	27334	27347	27339	27344
5/16	225	27335	27348	27340	27345
3/8	225	27336	27349	27341	27346
1/2	225			27342	

Barricade® Carburetion Fuel Line Hose

Low-permeation, premium hose for use on carbureted engines, PCV and EEC systems, and for fuel return hose on fuel injection systems. Not for use on the pressure-side of fuel injection systems or 2-stroke engines. Approved for use with leaded and unleaded gasoline, diesel, bio-diesel, E-85, methanol, ethanol, and gasohol fuels. Patented five-layer Greenshield® barrier technology keeps fuel out of the environment while delivering peak fuel efficiency.



- Meets SAE J30R14T1, EPA 40 CFR 1051.110, and CARB small engine off-road requirements for low permeation (except for kink resistance).
- Textile spiral layer (two spiral).
- Thermoplastic barrier layer.
- Oil, heat, ozone and abrasion resistant cover.
- Recommended for carbureted engines in cars, light trucks, off-road vehicles and small engines.
- Temperature rating: -40°F to +257°F [-40°C to +125°C].

Note: Do not submerge in gasoline.

Caution: Do not use on pressure lines on fuel injection systems or cooling system applications. Use MPI (4219D) or Barricade Fuel Injection (4219BF) hose for Multi-Port Injection systems.

Packaging: I.D. [in.]	Working [psi]	2 Ft. retail Part No.	25 Ft. length Part No.	250 Ft. reel Part No.
3/16	50	27302	27312	27321
1/4	50	27303	27313	27323
5/16	50	27304	27314	27324
3/8	50	27305	27315	27325
1/2	35	27306	27316	27326

Fuel System - Hose

Barricade® Marine Hose




Barricade hose with Greenshield® technology for marine applications.

- U.S. Coast Guard Class A1-15 Type R1 approved.
- 35 psi pressure rating.
- CARB and EPA compliant.
- Multi-Fuel and Bio-Fuel compatible.
- Temperature rating: -4°F to +212°F [-20°C to +100°C].
- Inside diameters ranging from 1/4" to 3/8".

Safety Stripe® Return Fuel Line/PCV/Evaporative Emission Control Hose (1986 & older)

Multi-purpose hose for use on return fuel lines, PCV and EEC systems, and for fuel return hose connections on diesel fuel injection systems. Approved for use with leaded and unleaded gasoline, diesel and gasoline blends of ethanol [E85], methanol and ethers [up to the legal limits allowed by the EPA].



- Spiral reinforced construction.
- Nitrile tube.
- NBR-PVC cover.
- Oil resistant cover resists the effects of high heat and ozone found in engine compartments.
- Meets SAE 30R6 and 30R7.
- Vacuum rating of 24 In./Hg for sizes less than 1/2" I.D., and 10 In./Hg. for sizes 1/2" to 3/4" I.D. at ambient temperatures.
- Temperature rating: -40°F to +257°F [-40°C to +125°C] with gasoline blends.

Caution: Do not use for pressure lines on fuel injected engines or for cooling system applications. Use Barricade® Fuel Injection hose for fuel injection applications.


Intended for use with fuels where MTBE concentrations are no greater than 15% by volume.

I.D. [In.]	Work. Press. [psi]	25	250
		Ft.	Ft.
		Part No.	Part No.
1/8	50	27000	27099
3/16	50	27001	27098
1/4	50	27002	27068
5/16	50	27003	27069
3/8	50	27004	27070
7/16	35	27005	27071
1/2	35	27006	27019
5/8	35	27008	27020
3/4	35	27010	27021

Fuel System - Hose

Packaged Safety Stripe® Return Fuel Line/PCV/Evaporative Emission Control Hose (1986 & older)

Convenient, popular two foot lengths of return fuel line, PCV and EEC hose in self-service, reusable, recyclable package. Can be stacked on shelf or hung on a pegboard display.



- Easy to follow instructions in each package.
- Handy hose diameter indicator helps customer select the correct size.

I.D. [In.]	Work. Press. [psi]	Part No.
1/4	50	27027
5/16	50	27028
3/8	50	27029

Textile Covered Fuel Line Hose

Textile covered fuel line hose features a durable, oil resistant textile cover providing dependable and safe service on fuel circuits in passenger cars and light trucks.



- Braided textile cover reinforces the hose and is resistant to heat, ozone and weathering.
- Working pressure up to 87 psi.
- Temperature rating: -31°F to +212°F [-35°C to +100°C].
- Recommended for clamped hose applications on fuel systems in passenger cars and light trucks.

Fuel Fill Hose

Designed for transferring fuel from vehicle's filler neck to fuel tank. Works on passenger cars and light trucks, as well as on auxiliary fuel tanks on recreational vehicles. For use with most types of fuels – especially resistant to gasoline and diesel.



- Suitable for use with gasoline, gasohol blends of ethanol, methanol, ethers, diesel and bio-diesel to B20 (up to maximum concentrations allowed by the EPA).
- Features a high quality nitrile tube.
- Meets requirements of SAE 30R5.
- Cuts easily with knife and wire cutters.
- Temperature rating: -40°F to +212°F [-40°C to +100°C] with gasoline blends, -40°F to +125°F [-40°C to +51°C] with bio-diesel [B20].


Note: Use Gates Super Hex clamps for reliable installation.

I.D. [In.]	Work. Press. [psi]	Part No.
1 1/2	20	23924
1 7/8	20	23930
2	20	23932
2 1/4	20	23936
2 1/2	20	23940

Fuel System - Hose

Fuel Filler Neck Hose

Designed specifically for auxiliary gas tanks on recreational vehicles. Excellent replacement for passenger cars and trucks where a straight hose with a minimal bend is required.



- Suitable for use with gasoline, gasohol blends of ethanol, methanol, ethers, diesel and bio-diesel to B20 (up to maximum concentrations allowed by the EPA).
 - Smooth oil resistant cover, tough textile cord reinforcement and petroleum-resistant nitrile tube.
 - Non-wire reinforced.
 - Meets SAE 30R6 specifications.
 - Temperature rating: -40°F to +212°F [-40°C to +100°C].
 - Bio-diesel [B20] temperature rating: -40°F to +212°F [-40°C to +51°C].
- Caution:** Not recommended for marine gasoline applications.

Part No.	I.D. [In.]	Ctr. Length [Ft.]	Work. Press. [psi]
23963	1 ¹ / ₄	3	20
24702	1 ³ / ₈	3	20
24703	1 ¹ / ₂	1.5	20
24704	1 ³ / ₄	1.5	20
24705	2	1.5	20
23964	1 ¹ / ₂	3	20
23968	1 ³ / ₄	3	20
23972	2	3	20
23976	2 ¹ / ₄	3	20
23980	2 ¹ / ₂	3	20

45° Bend:				90° Bend:			
Part No.	I.D. [In.]	Ctr. Length [in.]	Work. Press. [psi]	Part No.	I.D. [In.]	Ctr. Length [in.]	Work. Press. [psi]
24710	1 ¹ / ₂	15.9	20	24715	1 ¹ / ₂	15.1	20
24711	1 ³ / ₄	15.9	20	24716	1 ³ / ₄	15.0	20
24712	2	15.9	20	24717	2	14.9	20
24713	2 ¹ / ₄	15.9	20	24718	2 ¹ / ₄	14.7	20
24714	2 ¹ / ₂	15.8	20	24719	2 ¹ / ₂	14.6	20

Submersible Fuel Line Hose

Ordinary fuel line hose is designed to handle fuel on the inside only. The Gates Submersible Fuel Line Hose exceeds the SAE 30R10 rating and is capable of handling gasoline, alcohol-extended gasoline or diesel fuel in fully immersed, mobile, stationary and marine applications and E85 fuel.



- Engineered for constant contact with gasoline (and other liquid petroleum distillates) on the inside and the outside.
- Excellent for use on fuel pumps in the gas tank.
- Meets the SAE 30R10 specification for submersible fuel line hose applications.
- Fluoroelastomer (FKM) tubed cover resists gas permeation and retards aging.
- Aramid Fiber reinforcement—the same fiber used in bulletproof vests and is pound-for-pound stronger than steel.
- Maximum temperature rating: +302°F [+150°C].

I.D. [In.]	Work. Press. [psi]	1-Ft. Part No.	10-Ft. Part No.	32.8-Ft. Part No.
1/4	100	27086	27087	27089
5/16	100	27093	27080	27083
3/8	100	27097	27081	27084

Fuel System - Cap

Evaporative Emission Control Fuel Caps

Meet OEM specifications and Federal and State Emission Requirements. Two-way action pressure relief/vacuum relief valve allows fuel tank to “breathe” while preventing the escape of fuel fumes. Seals are compounded from fuel-resistant rubber. Available in three configurations. **Note:** Due to the critical nature of the EEC valves, it is necessary to keep these caps clean at all times.

Fenderwell



- Zinc-plated and dichromate dipped for superior corrosion resistance.
- Some models are made from rugged plastic.

Exterior



- Caps have chrome-plated finish.

Locking



- Comes with two keys. Keyed-alike caps available on special order.

Mechanical Fuel Cap Testers, Adapters and Replacement Parts

Economical, easy-to-use alternative to electronic testers.



- Compact, lightweight design.
- Easy-to-read pass/fail gauge.
- Convenient hand operation - needs no batteries.
- Set of two pass and fail calibration caps to confirm tester accuracy.
- Complete set of nine color-coded adapters with adapter application chart.
- Tester unit and adapters packaged in separate plastic carrying cases.

Part No.	Description	Pkg.	Part No.	Description	Pkg.
12302	Replacement Gauge	1	12417	Pump Oil	1
12403	Blue Tester Adapter	1	12419	Orange Cap Adapter	1
12404	Yellow Tester Adapter	1	12421	Light Blue Cap Adapter	1
12405	Red Tester Adapter	1	12422	Tan Cap Adapter	1
12406	Green Tester Adapter	1	12420	Brown “Dual Thread” Adapter	1
12407	Black Tester Adapter	1	12423	Light Green Adapter	1
12408	Gray Tester Adapter	1	12424	Cream Cap Adapter	1
12410	Threaded Adapter	1	12426	Tester Adapter	1
12411	Green “Pass” Cap	1	12427	Tester Adapter	1
12412	Red “Fail” Cap	1	12556	Replacement Plastic Knob	1

Fuel System - Cap

Fuel Caps

Rugged, heavy-duty construction. Meet or exceed OEM specifications. Caps fit both shallow and deep cam filler necks - vented, non-vented and vented anti-surge.

Fenderwell



- Sturdy metal construction throughout.

Locking



- Comes with two keys. Keyed-alike caps available on special order.

Exterior



- Attractive chrome-plated finish.

Vapor Vent



- Designed for late model cars.
- Handy push button allows car owner to release pressure from fuel system prior to removing cap from the filler neck.
- Reduces the risk of fuel spray and vapor surge.

Heavy-Duty Saddle Tank Caps


Heavy metal construction throughout. Meets I.C.C. requirements.

- Available for side or saddle tanks.
- Locking caps come with two keys. Keyed-alike caps available on special order.



Lubrication System

Transmission Oil Cooler Hose



Provides a safe, heat and oil resistant connecting line between oil cooler and transmission.

- One fiber braid reinforcement over an oil resistant nitrile rubber tube.
- Oil and abrasion resistant black CSM cover.
- Meets or exceeds SAE J1019 requirements.
- Can be stacked on shelf or hung on pegboard.
- Easy-to-follow instructions in each package.
- Handy hose diameter indicator on package.
- Package is recyclable.
- Maximum temperature rating: +300°F [+150°C].

I.D. [In.]	Work. [psi]	Press. Burst	3 Ft.	25 Ft.	50 Ft.
			Length	Length	Length
Part No.	Part No.	Part No.			
5/16	400	1600	27056	27058	27060
3/8	400	1600	27057	27059	27061
1/2	400	1600	27065	27066	27067

PCV Oil Filler Caps

Meets requirements of emission control systems on late model cars and light trucks. Universal design offers maximum coverage with minimum inventory.



- Sealed construction prevents engine crankcase gases from escaping into the atmosphere.
 - Heavy-gauge steel construction resists under-hood heat and corrosion.
- Note:** To assure proper operation of PCV systems, oil filler caps should be cleaned or replaced every 12,000 miles.

Oil Filler Caps

Durable construction assures long service life.



- Special finish resists rust and provides excellent protection against under-hood heat.

Power Steering Systems

Bulk Power Steering Hose

Allows “custom fit” cutting and assembly for low pressure fluid return lines.



- Use with return line end fittings if required.
- Meets SAE J189 requirements.
- Temperature rating: -40°F to +275°F [-40°C to +135°C] [+300°F for CPE hose].

I.D. [In.]	Length [Ft.]	Description	Part No.
11/32	1	SAE J189 Return Hose	362860
3/8	2	SAE J189 Return Hose	361960
11/32	2	SAE J189 Return Hose	362870
3/8	3	SAE J189 Return Hose	361970
1/2	3	Suction Hose	362090
3/4	3	Suction Hose	362100
5/8	3	SAE J189 Return Hose	362200
11/32	3	SAE J189 Return Hose	362880
5/8	3 1/2	Suction Hose	350030
3/8	4	SAE J189 Return Hose	350020
3/8	4	C.P.E. Return Hose [Chlorinated Polyethylene]	362190
1/2	10	Suction Hose	349970
5/8	10	Suction Hose	349980
3/4	10	Suction Hose	349990
3/8	25	C.P.E. Return Hose [Chlorinated Polyethylene]	349950
11/32	25	SAE J189 Return Hose	349960
3/8	25	SAE J189 Return Hose	350010

Power Steering Repair Kits

Kit components are made of OEM quality materials and come with easy-to-read instructions.

Repair kits available for:




- Adjuster Plug Seal
- Power Cylinder Seal
- Control Valve Seal
- Pump Seal
- Piston Rod End Bushing
- Rack and Pinion Seal
- Pitman Shaft Seal [complete]
- Steering Gear Major Seal
- Pitman Shaft Seal [lower]
- And more

Power Steering products are supplied through Edelmann at 1-800-770-4639.

Braking Systems

Power Brake Vacuum Hose




Light-duty hose specially engineered for power brake applications on passenger cars and light trucks.

- Complies with DOT FMVSS 106VL. Meets SAE 1403 Type L.
- Ozone-resistant EPDM cover.
- Textile reinforcement.
- Vacuum rating 30 In. Hg.
- Temperature rating: -40°F to +257°F [-40°C to +125°C].

I.D. [In.]	Work. Press. [psi]	Part No. 3 Foot	Part No. 50 Foot
11/32	85	27232	27230
15/32	85	27233	27231

Green Stripe® Vacuum Brake Hose




Extra heavy-duty hose designed to fit most air brake systems on trucks, trailers and other heavy equipment.

- Wrapped hose construction with multiple plies of rubber-impregnated fabric.
- Resists collapsing or deforming even under high vacuum at elevated temperatures.
- Rated at 30 In./Hg.
- Exceeds SAE J1403, Type H requirements. Complies with DOT FMVSS 106VH requirements.
- Temperature rating: -40°F to +257°F [-40°C to +125°C].

I.D. [In.]	Work. Press. [psi]	Part No.
3/8	85	27210
1/2	85	27211
5/8	85	27212
3/4	85	27213

Heavy-Duty Green Stripe® Air Brake Hose



Can be used as flexible connector between frame and axle.

- Compatible with standard air brake couplings.
- Neoprene construction is oil resistant.
- Two-braid rayon reinforced construction with smooth cover.
- Exceeds SAE J1402 and Bendix specifications.
- Complies with DOT FMVSS 106 requirements.

I.D. [In.]	Length [Ft.]	Work. Press. [psi]	Part No.
3/8	50	225	27220
3/8	250	225	28304
1/2	50	225	27221

Note: Federal law requires registration with the Department of Transportation for anyone producing air brake hose assemblies with swaged or crimped fittings.

Air Conditioning + Refrigeration Systems

PolarSeal® Hose

Designed for environmentally safe R134a* refrigerants in automotive air conditioning and industrial systems such as tractors, construction trucks, and mobile and stationary refrigeration units. Can be crimped with current AC die sets on MC4-20, PC707, 3000B and OmniCrimp 21 crimpers, or with the PolarSeal portable crimper.



- Minimizes permeation of both R134a and R12 refrigerants.
- Cover is black synthetic EPDM rubber.
- Nylon barrier inside black chloroprene rubber tube is reinforced with spiraled polyester.
- Meets or exceeds SAE J2064 Type C, Class II.
- Temperature rating: -22°F to +257°F [-30°C to +125°C], Class II.

Note: For a complete listing of PolarSeal Hose and Couplings, see Gates Hydraulic Catalog 431-2080.

* Beginning in 1995, all new air conditioning systems in cars, light trucks and industrial applications manufactured in North America must use R134a refrigerant.

PolarSeal® II Hose

PolarSeal II Hose is designed to be installed with PolarSeal II couplings and clamps. Meets SAE J2064 Type C, Class I - use with R12, R13A and R22 refrigerants. Recommended for air condition systems on school/transit buses, RV's, limos and other heavy equipment that has long run or hard to service AC lines. Elastomeric tube with fabric braid reinforcement. Cover is heat, moisture and ozone resistant.



- Temperature rating: -22°F to +257°F [-30°C to +125°C].
- Coupling Recommendation [See Crimp Data Manual 428-7365 or E.Crimp]: PolarSeal II Coupling.

Note: For a complete listing of PolarSeal II Hose and Couplings, see Gates Hydraulic Catalog 431-2080.

PolarSeal® and PolarSeal® II Couplings and Accessories

OEM quality couplings in 64 configurations to fit most mobile refrigeration and air conditioning applications.

- Available in straight, 45° and 90° styles.
- Comes in male, female, flared, flareless and swivel ends to fit most popular applications.
- Four sizes of "O-Rings" especially compounded for R134a refrigerants.
- Five inline orifice tubes.


Note: For a complete listing of PolarSeal Couplings, see Gates Hydraulic Catalog 431-2080.



Windshield Washer + Vacuum Systems

Windshield Washer, Vacuum and Radiator Overflow Tubing

Ideal for windshield washers, vacuum-operated accessories and radiator over flow.




- Vacuum and kink resistant construction.
- Vacuum rated to 24 In./Hg. [610mm].
- Meets SAE J1037, J942b specifications.
- 25 psi working pressure.
- Temperature rating: -40°F to +257°F [-40°C to +125°C].

		50 Ft. Reel	250 Ft. Length			25 Ft. Length	50 Ft. Reel
I.D. [In.]	Nipple Size [In.]	Part No.	Part No.	I.D. [In.]	Nipple Size [In.]	Part No.	Part No.
7/64	1/8	27041	—	1/4	5/16	—	27044
5/32	3/16	27042	27035	5/16	3/8	27050	—
7/32	1/4	27043	27036	3/8	7/16	27053	—

Windshield Wiper Hose

Ideal for windshield washers, vacuum-operated accessories and radiator overflow applications.



- Reinforced construction for pressure applications. Kink and collapse resistant.
- EPDM tube and cover resists splitting or cracking during stem insertion.
- Temperature rating: -40°F to +257°F [-40° to +125°C] to 26 In./Hg.

I.D. [In.]	Work. Press. [psi]	Nipple Size [In.]	Part No.
5/32	50	3/16	27072
7/32	50	1/4	27073
1/4	50	5/16	27074

Clamshell Packaging

Several sizes of windshield washer and vacuum tubing in self-service, recyclable packaging.



- Can be displayed on pegboard.

I.D. [In.]	Nipple Size [In.]	Length [In.]	Part No.
7/64	1/8	72	27037
5/32	3/16	72	27038
7/32	1/4	72	27039
1/4	5/16	72	27040
5/16	3/8	36	27555
3/8	7/16	36	27556

Windshield Washer + Vacuum Systems

Silicone Vacuum Tubing (EGR Hose) and DPFE

Specially formulated silicone rubber. High temperature resistance assures long service life in harsh environments.



- Extremely flexible and kink resistant.
- Also used to transfer air, water and coolant for exhaust gas recirculation.
- Orange color for easy identification.
- Temperature rating: +300°F [+149°C] to 25 In./Hg. Possible reduced capacity above +300°F; Maximum +400°F [+204°C].

I.D. (In.)	Nipple Size (In.)	Min. Bend Radius (In.)	Part No.
7/64	1/8	1	27075
5/32	3/16	1 1/2	27076
7/32	1/4	1 1/2	27077
1/4	5/16	1 1/2	27078

Wet Arm Wiper Tubing

One size, small outside diameter washer tubing designed as an integral part of windshield wiper systems. Same construction as windshield washer and vacuum tubing.




- Meets SAE J1037, J942b specifications.

I.D. (In.)	Nipple Size (In.)	Part No. 72 In. Clamshell	Part No. 50 Ft. Reel
3/32	1/16	27030	27045

Air + Defroster Systems

Turbocharger Hose

Specially compounded for use as a short, flexible connector between the air intake and the turbocharger. Can also be used for turbocharger air discharge. Approved for Marine Applications.



- Silicone elastomer inner liner reinforced with woven fiberglass fabric and coated with orange silicone rubber.
- Resists high temperatures and pressures.
- Resists coolants, weathering and ozone.
- Highly visible orange color helps distinguish this hose from engine coolant hose.

I.D. [In.]	Part No.	Length [In.]	Work Press. [psi]	I.D. [In.]	Part No.	Length [In.]	Work Press. [psi]	I.D. [In.]	Part No.	Length [In.]	Work Press. [psi]
1	26116	36	45	2 ³ / ₄	26144	36	25	3 ¹ / ₂	26156	36	20
1 ¹ / ₂	26124	36	40	3	26001	3	25	3 ³ / ₄	26160	36	15
1 ³ / ₄	26128	36	35	3	26148	36	25	3 ⁷ / ₈	26162	36	15
2	26132	36	35	3 ³ / ₈	26002	3 ¹ / ₂	15	4	26164	36	15
2 ¹ / ₄	26136	36	30	3 ³ / ₈	26003	6	15	4 ¹ / ₂	26166	36	15
2 ³ / ₈	26138	36	30	3 ³ / ₈	26154	36	15	5	26007	3 ¹ / ₂	15
2 ¹ / ₂	26140	36	30	3 ¹ / ₂	26004	3	30	5 ¹ / ₂	26008	3 ¹ / ₂	15
2 ⁵ / ₈	26142	36	15								

Green Stripe® Ring Retained Turbocharger Hose

Made for turbocharged Class 8 and heavy-duty diesel engines. Multi-hump design isolates vibration and absorbs rotational shock. Depending on application, hose is engineered with three or four rings to maintain design integrity.



- Four layer silicone construction with aramid fiber reinforcement for maximum durability.
- Meets or exceeds OEM specifications.
- Temperature rating: -60°F to +500°F [-51°C to +260°C].

Part No.	I.D. [In.]	Length [In.]	Work. Press. [psi]
26200	3	6	25
26201	3 ¹ / ₂	6	25
26203	4	6	25
26204	4	8	25

Air + Defroster Systems

Emission Control Duct Hose

Connects hot air from exhaust manifold shroud to air cleaner for efficient control of emissions. Helps eliminate carburetor icing and improves engine warm-up.



- Aluminum polyester construction for economy.
- Fiberglass aluminum (black) for greater strength and durability.
- Completely flexible and easily bent, yet retains shape after forming.
- Resists heat, cold, oil and water.
- Cuts with knife for easy installation.
- Install with or without clamps.
- Temperature rating: -40°F to +400°F [-40°C to +204°C].

I.D. [In.]	Length [In.]	Part No.	I.D. [mm]	Length [mm]	Part No.
3/4	36	28092	40	1000	28091
7/8	36	28085	50	1000	28082
1 1/2	18	28093	60	1000	28081
1 1/2	36	28088			
1 3/4	18	28094			
1 3/4	36	28089			
2	18	28095			
2	36	28090			

Defroster/Air Intake Hose

For defrosters, air ducts, air intakes, under-hood applications and other low pressure, low suction applications. Approved for marine applications.



- Flexible, heat-resistant materials and helical steel wire reinforced.
- Easily cut and formed to desired shape and length.
- Tear, abrasion and ozone resistant.
- Complies with DOT FMVSS 302.
- Temperature rating: -40°F to +200°F [-40°C to +93°C].

I.D. [In.]	Part No.	I.D. [In.]	Part No.	I.D. [In.]	Part No.
1 1/4	23820	2 1/2	23840	4	23864
1 1/2	23824	2 3/4	23844	4 1/2	23872
1 3/4	23828	3	23848	5	23880
2	23832	3 1/4	23850	6	23896
2 1/4	23836	3 1/2	23856		

Air + Defroster Systems

Air Vent Hose



Light-duty hose for air cleaner-to-engine connections, defroster ducts and air or heater ducting.

- Extremely flexible.
- Helical wire construction.
- Heat and oil resistant tube.
- Temperature rating: -40°F to +212°F [-40°C to +100°C].

Note: For abrasive environments use Gates Green Stripe® Heavy-Duty Air Vent Hose.

Caution: Not recommended for conveying liquids.

Part No.	I.D. [In.]	Work. Press. [psi]	Vacuum Rating [In./Hg.]	Part No.	I.D. [In.]	Work. O.D. [psi]	Vacuum Rating [In./Hg.]
24300	5/8	10	5	24312	2 1/4	5	3
24301	3/4	10	5	24313	2 3/8	5	3
24302	7/8	10	5	24314	2 1/2	5	3
24303	1	10	5	24315	2 5/8	5	3
24304	1 1/4	10	5	24316	2 3/4	5	3
24305	1 3/8	10	5	24317	3	5	3
24306	1 1/2	10	5	24318	3 1/2	5	3
24307	1 5/8	10	5	24319	3 5/8	5	3
24308	1 3/4	10	5	24320	4	5	3
24309	1 7/8	10	5	24321	4 1/2	5	3
24310	2	5	3	24322	5	5	3
24311	2 1/8	5	3	24323	5 1/2	5	3

Green Stripe® Heavy-Duty Air Vent Hose



Specifically designed for air cleaner-to-engine connections and other ducting applications.

- Heat and oil-resistant tube.
- Flexible, helical wire reinforced.
- Cover is heat, oil and abrasion resistant.
- Smooth interior offers minimum air resistance for maximum efficiency.
- Easily cut with knife and wire cutters.
- Temperature rating: -40°F to +257°F [-40°C to +125°C].

Caution: Not recommended for conveying liquids.

Part No.	I.D. [In.]	Work Press. [psi]	Vacuum Rating [In./Hg.]
24324	4	10	7
24325	4 1/2	10	7
24326	5	10	6
24327	5 1/2	10	6

Air + Defroster Systems

AV Series Air Vent Hose

Specifically designed for air cleaner-to-engine connections and other ducting applications.



- Available in pre-formed hump (similar to Vibraflex®), straight and curved configurations.
- Heat and oil resistant.
- Temperature rating: -40°F to +225°F.

Style	Part No.	(I.D. x Length) (In.)	Style	Part No.	(I.D. x Length) (In.)
Hump	23002	4 x 5	Molded	23201	3 x 5¼ x 90°*
	23004	5 x 6	Elbow	23202	3½ x 5½ x 45°
	23005	5½ x 6		23203	3½ x 5½ x 90°*
	23006	6 x 5		23208	5 x 5¼ x 45°
Reducer	23100	3½ x 3 x 5¼		23209	5 x 6 x 90°
Hump	23101	4 x 3 x 5¼	23215	6 x 6½ x 45°*	
	23106	6 x 5½ x 6	23216	6 x 7½ x 45°*	
	23107	7 x 6 x 5	23218	6 x 7 x 90°*	
Straight	23400	4 x 22	23221	7 x 7½ x 90°	
Flexible	23401	6 x 19	Reducer	23300	6 x 5½ x 90°
	23402	6½ x 19	Elbow		

*Ribbed

Service Hose

Safety Stripe® Air Hose




Durable, premium hose for garage and service station air impact tools.

- High strength reinforcement.
- High flexibility is easy on wrists.
- Perforated EPDM red cover that resists ozone and abrasion.
- Bend restrictors for extended life.
- Factory assembled male couplings with 300 lb. minimum coupling pull.
- Temperature rating: -40°F to +200°F [-40°C to +93°C].

Part No.	I.D. [In.]	Length [Ft.]	Working Pressure [psi]	Coupling Thread Size
27485	1/4	25	300	1/4-18NPT
27486	1/4	50	300	1/4-18NPT
27488	3/8	25	300	1/4-18NPT
27489	3/8	50	300	1/4-18NPT
27491	1/2	25	300	1/2-14NPT
27492	1/2	50	300	1/2-14NPT

Charter® Air Hose



Designed for multi-purpose air hose applications. Capable of impact tool use.

- Textile reinforcement.
- Perforated EPDM red cover is ozone and abrasion resistant.
- Factory applied male couplings have 250 lb. minimum coupling pull.
- Temperature rating: -40°F to +200°F [-40°C to +93°C].

Part No.	I.D. [In.]	Length [Ft.]	Working Pressure [psi]	Coupling Thread Size
27475	1/4	25	200	1/4-18NPT
27476	1/4	50	200	1/4-18NPT
28673	1/4	300*	200	—
27478	3/8	25	200	1/4-18NPT
27479	3/8	50	200	1/4-14NPT
28674	3/8	300*	200	—

*300' lengths are not coupled.

Service Hose

Hybrid Air Hose

Gates hybrid polymer air hose combines flexibility and strength together, making it the best hose for air service applications.



- Lightweight, extremely flexible construction.
- Zero memory, allowing hose to lay completely flat.
- Superior bend radius.
- High abrasion and chemical resistance.
- Kink resistant, even under pressure.
- Easy coiling after use.

Fittings:

- Fittings and ferrules are 100% brass.
- Heavy-duty PVC bend restrictors on both ends.

Part No.	Description
27568	1/4" I.D. x 15/32" O.D. x 25 ft. [300 psi, 1/4" NPT Male, 1/4" NPT Male]
27569	1/4" I.D. x 15/32" O.D. x 50 ft. [300 psi, 1/4" NPT, Male]
27570	3/8" I.D. x 19/32" O.D. x 25 ft. [300 psi, 1/4" NPT, Male]
27571	3/8" I.D. x 19/32 O.D. x 50 ft. [300 psi, 1/4" NPT, Male]
27572	1/2" I.D. x 3/4" O.D. x 25 ft. [300 psi, 1/2" NPT, Male]
27573	1/2" I.D. x 3/4" O.D. x 50 ft. [300 psi, 1/2" NPT, Male]
27580	3/8" I.D. x 5/8" O.D. x 2 ft. Whip Hose [300 psi, 1/4" Male Ball Swivel, 1/4" NPT Female]
27582	3/8" I.D. x 5/8" O.D. x 4 ft. Whip Hose [300 psi, 1/4" Male Ball Swivel, 1/4" NPT Female]
27583	3/8" I.D. x 5/8" O.D. x 6 ft. Whip Hose [300 psi, 1/4" Male Ball Swivel, 1/4" NPT Female]

Charter® Multi-Use Air/Water Hose

Ideal for air and water applications. Engineered for heat, abrasion and ozone resistance.




- EPDM rubber tube and cover.
 - Two layers of spiral synthetic reinforcement.
 - Gates Power Crimp® specifications available*
 - Temperature rating: -40°F to +200°F [-40°C to +93°C].
- *Contact your local Gates sales associate for specification information.

Caution: Do not use for oil, grease or fuel transfer.

I.D. [in.]	Work. Press. [psi.]	Part No. 50 Ft.	Part No. Reels	Reel Length Ft.	I.D. [in.]	Work. Press. [psi.]	Part No. 50 Ft.	Part No. Reels	Reel Length Ft.
1/4	200	28823	28800	600	5/8	200	28830	28812	550
5/16	200	28825	28803	600	3/4	200	28832	28815	500
3/8	200	28826	28806	600	1	200	28836	28818	350
1/2	200	28828	28809	600					

Service Hose

Multi-Use Hose




For handling lower pressure air, water, agricultural spraying, oil or grease. Can also be used for air spray painting.

- Nitrile tube and cover provide high oil resistance.
- One braid polyester cord reinforcement.
- Temperature rating: 0°F to +212°F [-18°C to +100°C].

Caution: Not recommended for use as small I.D. by-pass, coolant and heater hose. Do not use for fuel transfer applications.

Part No. 50 Ft.	Part No. 300 Ft.	I.D. [In.]	Work Press. [psi]	Braid
27402	28652	1/4	315	1
27404	28657	5/16	315	1
27406	28661	3/8	315	1
27410	28665	1/2	315	1
27414	28667	5/8	315	1
27418	28671	3/4	315	1
27420	28765	1	315	1

Service-Master® Water Hose



Heavy-duty hose for fleets, service stations and repair shops. Ideal for cement trucks and wash rack use.

- EPDM tube handles hot water up to +200°F [+93°C].
- Two-braid reinforcement.
- Flexible and kink resistant.
- Rugged black EPDM cover with protective rib design resists abrasion, weathering and crushing.
- 250 ft. bales uncoupled.

Part No.	I.D. [In.]	Length Ft.]	Work. Press. [psi]
28692	3/4	250	200

Hybrid Water Hose

Gates innovative Water Hose featuring premium hybrid polymer material for extreme flexibility.



Features:

- Zero memory, allowing it to lay-flat.
- Superior bend radius.
- High abrasion and chemical resistance.
- Kink resistant, even under pressure.
- Easy coiling after use.


Fittings:

- Heavy-duty nickel plated fittings and spring guard

Exhaust System Hose

Exhaust Hose (Hardwall) Wire Reinforced

Heavy-duty fabric-reinforced hose with a helical steel wire reinforcement to meet marine water and wet exhaust hose requirements.



- Features blue layline for easy identification.
- Resists heat and oil.
- Meets SAE J2006 requirements.
- Working pressure 100 psi for water application, 10 psi for exhaust application.
- May be used for engine water circulation, discharge lines, heat exchangers and wet exhaust connections.

I.D. (In.)	12.5 Ft. Length Part No.	I.D. (In.)	12.5 Ft. Length Part No.	I.D. (In.)	12.5 Ft. Length Part No.
1 ¹ / ₈	250-1184	2 ¹ / ₈	250-2184	3 ¹ / ₂	250-3124
1 ¹ / ₄	250-1144	2 ¹ / ₄	250-2144	4	250-4004
1 ³ / ₈	250-1384	2 ³ / ₈	250-2384	4 ¹ / ₂	250-4124
1 ¹ / ₂	250-1124	2 ¹ / ₂	250-2124	5	250-5004
1 ⁵ / ₈	250-1584	2 ⁵ / ₈	250-2584	5 ¹ / ₂	250-5124
1 ³ / ₄	250-1344	2 ³ / ₄	250-2344	6	250-6004
1 ⁷ / ₈	250-1784	2 ⁷ / ₈	250-2784		
2	250-2004	3	250-3004		

Fleet Accessories

Splash Guards

Minimizes splashing of rain and settled water from wheels on medium and heavy-duty trucks.



- Tough rubber and fabric-filled construction for maximum service life.
- Special half-round reinforced ridge resists tearing and cracking.
- Body is 1/4" thick and edge is 3/8" thick for extra strength.

Length [In.]	Width [In.]	Part No.
26	24	90335
30	24	90333
36	24	90334
40	24	90332

Static Straps

Discharges potentially dangerous static electricity from equipment when properly grounded, up to 100 ohm-cm (maximum).



- Specially compounded rubber conducts static electricity.
- Resists weathering, abrasion and tearing.
- Meets, military specifications MILR3065C.

Length [In.]	Width [In.]	Depth [In.]	Part No.
25	1 ^{1/16}	3/16	90330
30	1 ^{1/16}	3/16	90331

Merchandisers + Sales Aids

PowerRated® “70” Belt Merchandiser

This eye-appealing merchandiser encourages self-service retailing. It takes up approximately four feet of gondola space and provides 78% coverage on applications in the three to 17 horsepower range. Part No. 91230 and Part No. 91234 - display only.



- Belt measuring device makes it easy to select the correct replacement belt.
- Complete application catalog also furnished.
- Six four foot metal racks.
- Belt number tags.
- Four feet header sign.
- One each in the top 70 sizes included.

Note: Pegboard and gondola not included.

Barricade® Fuel Line and Vacuum Tubing Merchandiser/Assortment

Attractive, metal cabinet comes assembled. Holds and dispenses 12 reels of fast-selling Gates Barricade Fuel Line, EEC and PCV hoses, or tubing for windshield washers and vacuum-operated accessories. Part No. 91184 and Part No. 91183 - display only.



- Contains 12 fast-selling hose sizes on individually mounted and replaceable reels.
- Handy measuring scale printed on lid makes it easy to measure exact size of hose needed.
- Can be displayed on counter or mounted on wall.
- Attached chain designed to hold hand-held hose cutter.
- Base dimensions are 16"D x 19 1/2"W x 18"H.

Note: Combine this merchandiser with the Heater Hose Merchandiser to create the modular Hose Center.

Fuel Line /PCV / EEC Hose			Vacuum Tubing			Barricade® Carburetion Hose			Barricade® Injection Hose		
I.D. [In.]	Length [Ft.]	Part No.	I.D. [In.]	Length [Ft.]	Part No.	I.D. [In.]	Length [Ft.]	Part No.	I.D. [In.]	Length [Ft.]	Part No.
1/8	25	27000	1/8	50	27041	3/16	25	27312	1/4	25	27339
3/16	25	27001	5/32	50	27042	1/4	25	27313	5/16	25	27340
			7/32	50	27043	5/16	25	27314	3/8	25	27341
			1/4	50	27044	3/8	25	27315			

Heater Hose Merchandiser



Attractive, yet rugged metal cabinet organizes and keeps stock neat. Designed to hold dispensing cartons, making it easy to pull hose out for measuring. Create a “Hose Center” by adding the popular Gates Fuel Line/PCV/EEC and Vacuum Tubing Merchandiser to the top of this unit. Part No. 91160.

- Holds one each 50 ft. cartons of 1/2”, 5/8” and 3/4” heater hose.
- Handy 36” measuring scale printed on side makes it easy to measure the exact length of hose needed.
- Assembled unit measures 20 1/8” x 17 1/2” x 43”.

Note: Merchandiser does not include hose.

Merchandisers + Sales Aids

Fuel Line Hose Merchandiser

Attractive, metal cabinet that dispenses 3 types Gates Barricade® Fuel Line with storage for another 3 reels.
Part No. 91127



- Can be displayed on counter or mounted on wall
- Can be attached to a second Gates merchandiser
- Base dimensions are 14 3/8" D x 18 3/4"W

Hybrid Air Hose Display

Gates offers a hybrid air hose display with distinct signage identifying the product..



- Lightweight, extremely flexible.
- Zero memory, allowing it to lay completely flat.
- Superior bend radius, Kink resistant and easy coiling.
- High abrasion and chemical resistance.
- 100% brass fittings and ferrules with heavy-duty PVC bands on both ends.

Part No. 27571B includes: Full corrugated pallet box with opening, sign, [54] 27571.

Part No. 27571H includes: Half corrugated pallet box with opening, sign, [36] 27571.

Heater Hose Connector Assortment

Sturdy impact-resistant plastic case holds an assortment of 36 hose connectors for 1/4" through 3/4" I.D. hose.
Part No. 91175.



- Case opens from either side.
- Handy plan-o-gram inside both lids identifies location of each type and size connector.
- Assortment contains two each elbow, straight, and "T" connectors.
- Provides convenient storage for complete line of connectors.

Part No.	Description	O.D. [in.]	O.D. [mm]
28600	Straight Connector	5/16	8.0
28602	Straight Connector	3/8	9.5
28603	Straight Connector	1/2	12.7
28604	Straight Connector	5/8	15.9
28605	Straight Connector	3/4	19.0
28606	Straight Connector	1	25.4
28620	Elbow Connector	5/16	8.0
28622	Elbow Connector	3/8	9.5
28623	Elbow Connector	1/2	12.7

Part No.	Description	O.D. [in.]	O.D. [mm]
28624	Elbow Connector	5/8	15.9
28625	Elbow Connector	3/4	19.0
28626	Elbow Connector	1	25.4
28630	Tee Connector	5/16	8.0
28632	Tee Connector	3/8	9.5
28633	Tee Connector	1/2	12.7
28634	Tee Connector	5/8	15.9
28635	Tee Connector	3/4	19.0
28638	Tee Connector	1	25.4

2 of each in all

Merchandisers + Sales Aids

Heater Hose Quick-Lok® Connector Assortment

Purchase this assortment and save verses buying each component individually. Part No. 91166.



Each assortment includes:

- Disconnect tool and [6] Quick-Lok connectors.

Fuel Hose Connector Assortment

Upgraded component range to match Gates heater hose offerings. Part No. 91174



- Inside cover plan-o-gram easily identifies the location of each type and size connector.
- Premium storage container can be connected to create a double-sided unit.
- Includes: Plastic box and 2 each of 28561, 28562, 28563, 28564, 28600, 28601, 28602, 28603, 28571, 28581, 28572, 28582, 28573, 28583, 28574, 28584, 28621, 28631, 28620, 28630, 28622, 28632, 28623, 28633.

Reducer Connector Assortment

Upgraded component range to match Gates fuel line and heater hose offerings. Part No. 91177



- Inside cover plan-o-gram easily identifies the location of each type and size connector.
- Premium storage container can be connected to create a double-sided unit.
- Includes: Plastic box and 2 each of 28594, 28609, 28610, 28611, 28612, 28636, 28637, 28639, 28640, 28641, 28642.

Merchandisers + Sales Aids

Thermostat, Gasket and Radiator Cap Cabinet Fuel Cap Cabinet

Attractive displays keep products neatly organized. These cabinets are attractive and eye-catching, as well as rugged and durable. The thermostat cabinet comes with a wall mountable gasket board to organize your gaskets. Both cabinets have room to add part numbers beyond the basic 80 percent coverage, whether new numbers or for a specific need. Sturdy steel construction for prolonged life and durability.



- Part No. 91116 includes the thermostat, gasket, radiator cap cabinet and gasket display board.
- Part No. 91117 includes the fuel cap cabinet.

Hose Hangers

Convenient plastic hook hangers that can quickly be attached and detached from individual hoses for storage and/or display. Part No. 91999



- 50 per package.
- Will not damage hose.
- Works well with Gates belt boards (Part No. 91488).

Professional-Grade Tools

Cam Gear Sprocket Tool

Gear holding tool provides safe, effective means for holding gear while removing and reinstalling belt or sprockets without damaging gears, cams or valves. Many engine-timing procedures require camshaft to be held in position while gear or belt is removed from shaft to re-align cam timing position properly. Part No. 91008.



- Tool can also be used to turn gears during timing alignment.
- Essential tool for many timing belt, pump adjustment and engine timing applications.

Belt Wear Gauge

Like tires, EPDM V-ribbed belts wear out gradually, steadily losing rubber material. This unique tool is designed to help inspect serpentine belts for wear. EPDM belts, installed by original equipment manufacturers on new vehicles, typically do not show obvious signs of wear such as cracking. Contact your local Gates representative or visit www.gatesbeltwear.com to request your free tool.



Serpentine Belt Installation Tool

Time-saving tool affords improved control and reach when installing serpentine belts. Also helps install V-belts and timing belts located in difficult-to-reach areas. Part No. 91209.



- Dual-pin design affords convenient belt push/pull capability.
- Tool's handle lends easy twisting control of belt in hard-to-reach places.

Serpentine Ratcheting Wrench Set

Provides fast way of releasing tension on serpentine belt drives. Reversible, 21-tooth ratcheting heads on each end allow for better tool positioning and more swing than standard serpentine belt wrenches. Part No. 91011.



- Wrenches are 21 1/2" long, 6" longer than competitive designs for increased leverage.
- Includes eight sizes for maximum application coverage: 13mm, 14mm, 15mm, 16mm, 17mm, 3/8", 1/2" and 3/4."

Professional-Grade Tools

Serpentine Belt Tension Relief Tool

Ideal tool for removing and installing serpentine belts. Provides necessary leverage and clearance to release spring pressure and move tensioner pulley arm. Part No. 91015.



- Three-bar design includes seven sockets [13mm, 14mm, 15mm, 16mm, 18mm, 3/8" and 1/2"].

Product Grabber (Telescoping Pole)

Allows easy product hanging and retrieval from belt boards that are installed high on walls. Part No. 91233.



- 4' pole, extends to 11'.
- Extra-long 8" hook for extended reaches.

V-Ribbed Belt Length Finder

Handy tool measures every serpentine belt made to help determine replacement belt for cars, light trucks, buses, heavy trucks and other equipment. Part No. 91202.



- Telescopes out to measure up to 120" belts. Compact 3 ft. length when closed.
- Accurate, lightweight and easy to use.
- For specific applications and recommended replacement belt numbers, see Gates Catalogs and Owners' Manuals.

V-Belt Number Finder

Versatile 88" device helps determine replacement belt numbers for cars, light trucks, heavy trucks, buses and Truflex®/PowerRated® light-duty belts, when the old belt is available. Part No. 91201.



- For automotive and light-duty belt applications, see Gates Catalogs and Owners' Manuals to verify recommended replacement parts.

Truflex® and PowerRated® Belt Length Finder

Improved belt length finder measures FHP belts up to 107" to determine equivalent Truflex or PowerRated belt numbers. Part No. 91104.



- Instructions for using finder packed with unit.

Professional-Grade Tools

Kriket V-Belt Tension Gauge

This easy-to-use gauge is designed for tensioning all automotive V-belts up to, and including, 7/8" top widths. Part No. 91107.



- Scale reads in pounds and kilograms. Measures tension from 30 to 160 lbs., and 15 to 75 kg.
- Die-cast aluminum body, nylon indicator arm and pressure pad.
- Fits in pocket with stainless steel pocket clip.

Note: Not for use on timing belts.

Kriket II Century™ Series (V-Ribbed) Belt Tension Gauge

Designed for tensioning V-ribbed belts on passenger cars, light trucks, heavy trucks and buses. Part No. 91132.



- Bright green pressure pad and indicator arm.
- Calibrated to measure tension from 100 to 320 lbs., and 50 to 150 kg.
- Measure belts up to eight ribs in width.

Note: Not for use on timing belts.

Accessory Drive Hardware Kit

Kit contains assortment of bolts, dust shields, bearing inserts, and plastic elbows for GM vehicles. Part No. 91051.



- OE quality components at a discounted price.
- Covers over 60 million vehicles currently in operation.
- Perfect for the shop that needs hardware to finish the job.

Part No.	Size	Description	Qty. in Kit
91051	Hardware Kit	Tackle Box	1
91051-01	M10 x 15 x 35H	Bolt	5
91051-02	M10 x 15 x 65H	Bolt	5
91051-03	M10 x 15 x 75H	Bolt	5
91051-04	M12 x 15 x 80H	Bolt	5
91051-05	M10 x 15 x 50H	Bolt	5
91051-06	M8 x 10 x 65H	Bolt	5
91051-07	M10 x 15 x 70H	Bolt	5
91051-08	M8 x 10 x 33H	Bolt	5
91051-09	M10 x 15 x 90H	Bolt	5
91051-10	M10 x 15 x 57H	Bolt	5
91051-11	M10 x 15	Nut	5
91051-12	ADP Cap	Cap	3
91051-13	M8DS	Dust Shield	5
91051-14	M10DS	Dust Shield	5
91051-15	10MM	Bushing	5
91051-16	12MM	Bushing	5
91051-17	Long Elbow	Elbow	3
91051-18	Short Elbow	Elbow	2

Professional-Grade Tools

Alternator Decoupler Pulley (ADP) Tool Kit

This handy tool kit contains all of the tools required for ADP removal and installation. One kit eliminates the need to shop around for hard-to-find tools and reduces service bay downtime that can take a toll on dealer profits. Part No. 91024.



- Kit includes eight tools designed to repair all vehicles that utilize ADPs found on the road today.
- For more information about the Gates ADP line, visit www.gates.com/adp.

Part No.	Description
91024-1	H22 x 33T
91024-2	H21 x H28
91024-3	H17 x H19
91024-4	H10

Part No.	Description
91024-5	1/2" Drive x H10 Adapter
91024-6	1/2" Drive x T50
91024-7	1/2" Drive x S10
91024-8	1/2" Drive x H8

Coolant and Battery Refractometer

Measures concentration of coolant mixture in engine. Place small sample of coolant on lens, then hold lens up to light source. Light bends through liquid, providing an accurate reading on scale. Part No. 91001.



- Measuring coolant concentrations is essential to cooling system maintenance.
- Most technicians use hydrometers to test coolant concentration via gravity or floating ball scales.
- Hydrometers must be temperature corrected, and may give false readings when testing new, propylene-based coolants.
- Gates refractometer automatically corrects for temperature on both types of coolant [ethylene and propylene glycol] while measuring battery charge levels.

Hose Clamp Pliers Set

Quickly and easily reach, install, release, or even remove hard-to-reach hose clamps with this handy kit. Part No. 91067.



- Set includes: Remote action flexible hose clip tool with 600mm reach, large flat-band pliers [angled for access], and hose release hook.

Professional-Grade Tools

PowerClean™ Flush Tool

Cooling systems can be difficult to flush completely due to accumulated debris. Inadequate flushing can ruin a newly installed water pump and result in warranty problems and frustrated customers. Make sure you perform a complete cooling system flush by using clean water and compressed air. The PowerClean Flush Tool “water hammers” accumulated sludge and scale deposits without the use of harsh chemicals or solvents. It cleans radiators, heat exchangers, hoses and engine blocks more effectively than conventional flushes, maintains system integrity and ensures warranty coverage on replacement parts, including water pumps. The PowerClean Flush Tool patented process uses fixed dimensional control of the air and liquid flow paths. The process allows air to pressurize the cleaning fluid to scrub deep into corners and crevices, eliminating trapped debris.



- Pulsating gun assembly with pre-set regulator.
- Water line backflow preventer.
- Large rubber tip for radiator necks and direct flushing of the engine block.
- Small rubber tip on whip hose for direct access to heater core tube stubs.
- 5/8" And 3/4" heater hose barbs for flushing heater cores or engine blocks.
- Durable protective storage case with room for additional items. Part No. 91002.

Part No.	Description
91002-1	Storage Case W/Foam Inserts
91002-2	Patented Flushing Gun
91002-3	Small Tip for Heater Core
91002-4	Large Tip for Radiators
91002-5	5/8" Heater Hose Connector

Part No.	Description
91002-6	3/4" Heater Hose Connector
91002-7	Whip Hose W/Quick Couplers
91002-8	Supply Hose Backflow Preventer
91002-9	4 1/2" Large Tip for Trucks

Heavy-Duty PowerGrip® SB Clamp Removal Tool

Offers easiest method for removing Gates revolutionary shrink-to-fit PowerGrip SB clamps. Part No. 91215.



- Quickly removes clamps without damaging hose.

Professional-Grade Tools

Power Steering and Alternator Pulley Kit

Designed to remove and install press-on-type belt driven accessory pulleys found on most vehicles. Part No. 91014.



- Kit includes components necessary to remove and install pulleys on pumps with common 3/8-16 threaded shaft.
- Includes unique interchangeable components to remove and install pulleys on GM Quad 4, 3.1L, and Ford 4.6L engines.
- Designed to be used with either hand tools or air impact gun.
- Kit includes special holding bar to stop housing from spinning during use with impact gun.

PolarSeal® II Pliers

PolarSeal II Pliers are used to crimp clamps on PolarSeal II couplings. Any one of three pliers will get the job done. Each tool is designed with slightly different features.

Ratcheting Plier – Part No. 77953



- The ratcheting plier features a no-release function. Once a crimp is started the plier does not release until the crimp is complete. This guarantees a proper seal, with no guess work in the crimp.

Straight Jaw Plier – Part No. 77952



- The straight jaw plier is a low cost, no-frills plier. This plier works best when there are no obstructions to hinder gripping the clamp or completing the crimp.

Notched Jaw Plier – Part No. 77951



- The notched jaw plier is designed for the hard-to-reach places. If obstructions prohibit the use of straight jaw pliers this is the tool to use. Use either side or the front of this plier to make the crimp.

Professional-Grade Tools

Hose Cutters (Hand-Held) and Replacement Blades

Makes clean cuts with no ragged edges. Cuts most non-metal reinforced rubber hose. Excellent for cutting textile-reinforced hose.



Features Advantages:

- Blade closes into handle for safety.
- Cutter and blades packaged individually on shrink-wrapped cards.
- Lightweight with nylon handles.

Hose Cutter	Description	Replacement Blade	Cuts to Hose I.D.
91143	Large I.D. Hose Cutter	91144	3"
91153	Small I.D. Hose Cutter	91154	1½"

SureLok™ Quick-Release Pliers

SureLok push-to-connect couplings are the easiest and quickest couplings to install. But disconnecting them can be another matter. Placement near obstructions, as well as age and road debris, can adversely affect your ability to quickly disconnect SureLok couplings. Many times getting hands into an area to remove a coupling is almost impossible. SureLok pliers allow for the quick removal of SureLok couplings from the tubing with just one hand. To help get into those tight spaces, SureLok pliers offer two different heads: one straight and one at a 90° angle. They also come in two sizes: small for tubing from 1/8" to 3/8"; and large for tubing from 3/8" to 3/4".



SureLok Plier Single Packs:

- Small Angle:** Part No. 91021
- Small Straight:** Part No. 91023
- Large Angle:** Part No. 91020
- Large Straight:** Part No. 91022

- SureLok Plier Four-Pack:** Part No. 91017



Notes

Abbreviations

Abbrev

A.	Amperes	Exc.	Except	Nom.	Nominal
A.C.	Air Conditioning	Exch.	Exchanger	O.C.	Outside Circumference
A.P.	Air Pump	Ext.	External	O.D.	Outside Diameter
A.T.F.	Automatic Transmission Fluid	F.	Fahrenheit	O.H.C.	Overhead Cam
ABDS	Accessory Belt Drive System	Fed.	Federal	O.H.V.	Overhead Valve
Accy.	Accessory	FHP	Fractional Horse Power	OE	Original Equipment
Adj.	Adjustable	FWD	Front Wheel Drive	OEM	Original Equipment Manufacturer
Adjmt.	Adjustment	Ft.	Foot (Feet)	P.S.	Power Steering
ADP	Alternator Decoupler Pulley	G.V.W.	Gross Vehicle Weight	P.T.O.	Power Take-Off
Air-Hyd.	Air Over Hydraulic	Gal.	Gallon	Pass.	Passenger
Almnm.	Aluminum	Gas	Gasoline	PCV	Positive Crankcase Ventilation
Alt.	Alternator	Gen.	Generator	Perf.	Performance
Assy.	Assembly	GM	General Motors	Pkg.	Package
Auto.	Automatic	GMC	General Motors Corporation	Prod.	Production
Aux.	Auxiliary	Gov.	Governor	Pt. No.	Part Number
AWD	All Wheel Drive	H.D.	Heavy Duty	R.P.M.	Revolutions per Minute
B.B.C.	Bumper To Back Of Cab	H.O.	High Output	Rad. (Rads.)	Radiator(s)
Bbl.	Barrel	H.P.	Horsepower	Rec.	Recreational
Brkt	Bracket	Hemi.	Hemispherical	Repl.	Replacement
C.	Celsius	Hi Perf.	High Performance	RWD	Rear Wheel Drive
C.I.D.	Cubic Inch Displacement	Horiz.	Horizontal	S.P.	Steering Pump
C.O.E.	Cab Over Engine	Hyd.	Hydraulic	SBDS	Synchronous Belt Drive System
C.S.	Crankshaft	Hydra.	Hydramatic	Ser.	Serial
Calif.	California	Hydro.	Hydrostatic	SHO	Super High Output
Cam.	Camshaft	Hz	Hertz	SOHC	Single Overhead Cam
Carb.	Carburetor	I.C.	Inside Circumference	Spec.	Special
Cat.	Caterpillar	I.D.	Inside Diameter	Sq.	Square
CC (cc)	Cubic Centimeter(s)	ID	Identification	Std.	Standard
CDC	Consolidated Diesel Corporation	In.	Inch (Inches)	Stg.	Steering
Chry.	Chrysler	Inc.	Increased	Strt.	Straight
Circ.	Circumference	Incl.	Includes	Susp.	Suspension
CNG	Compressed Natural Gas	Ind.	Industrial	SVT	Special Vehicle Teams
Co.	Company	Inj.	Injection	T.W.	Top Width
Comm.	Commercial	Inst.	Installed	Temp.	Temperature
Compr.	Compressor	Install.	Installation	Trans.	Transmission
Cond.	Conditioning(er)	J.S.	Jack Shaft	Trlr.	Trailer
Conv.	Conventional	L	Litre	Trk.	Truck
Cool.	Cooling	L.C.F.	Low Cab Forward	TSB	Technical Service Bulletin
Corp.	Corporation	L.C.I.	Low Cut-In	Turbo	Turbocharged
Cu.	Cubic	L.D.	Light Duty	V.	Volts
Cust.	Custom	Lb. (Lbs.)	Pound(s)	V.P.	Vacuum Pump
CVT	Continuously Variable Transmission	Limo	Limousine	V.S.	Variable Speed
Cyl.	Cylinder	LPG	Liquid Petroleum Gas	Vac.	Vacuum
DEF	Diesel Emissions Fluid	m	Meters	Vert.	Vertical
Deg.	Degree	M.D.	Medium Duty	VIN	Vehicle Identification Number
Dia.	Diameter	Mach.	Machine	VIO	Vehicles in Operation
Dir.	Dealer	Man.	Manual	VTEC	Variable Valve Timing & Lift Electronic Control
DOHC	Dual Overhead Cam	Max.	Maximum	W/	With
DOT	Department of Transportation	Mech.	Mechanical	W/O	Without
DPFE	Differential Pressure Feedback EGR	Mfg.	Manufacturing	W.	Watts
E.E.C.	Evaporative Emission Control	Mfr.	Manufacturer	W.B.	Wheelbase
E.G.R.	Exhaust Gas Recirculation	MHz	Megahertz	W.P.	Water Pump
EBS	Electronic Braking System	Min.	Minimum	X.C. (XC)	Extra Cooling
Elec.	Electric	mm	Millimeter	2WD	2 Wheel Drive
Eng.	Engine	MPI	Multi-Port Injection	4WD	4 Wheel Drive
EPDM	Ethylene Propylene Diene Monomer	Mtd.	Mounted	4WS	4 Wheel Steering
Equip.	Equipped, Equipment	Mtr.	Motor		
Evap.	Evaporative	No.	Number		

Belts for Riding Mowers

Order Belts by Our Number. Manufacturers' Part Number is shown for reference only.

Application	OEM No.	Standard Belts	Premium Belts	Application	OEM No.	Standard Belts	Premium Belts
ACE HARDWARE				ACE HARDWARE - Continued			
13AH660F				131-425; 131-435 - Continued			
Eng. To Deck	7540329A		6630BR	Trans.	7540136		6931
Eng. To V.S.	7540280A		6447BR	131-480; 131-490			
V.S. To Trans.	7540370		6439BR	Blade	7540145		6488BR
13AM673G				Drive	7540147	3520	6952
Eng. To Deck	7540371A		6402BR	Trans.	7540136		6931
Eng. To V.S.	7540280A		6447BR	131-495			
V.S. To Trans.	7540370		6439BR	Blade	7540145		6488BR
13AN673G				Drive; W/31" Belt O.C.	7540136		6931
Deck	7540371A		6402BR	Drive; W/52" Belt O.C.	7540147	3520	6952
Eng.	7540280A		6447BR	132-380			
Trans.	7540370		6439BR	Blade; W/50" Belt O.C.	7540138	3500	6950
13AN698G				Blade; W/64" Belt O.C.	7540167		6964
Deck	7540371A		6402BR	Trans.	7540164	2630	6863
Fan	7540441		6417BR	132-385			
13AS608G				Blade	7540138	3500	6950
Drive	7540468		6556BR	Trans.	7540198		6451BR
P.T.O.; W/Electric P.T.O.	7540485		6575BR	132-412			
P.T.O.; W/Man. P.T.O.	7540486		6502BR	Blade	7540138	3500	6950
Variable Speed	7540467		6606BR	Trans.	7540101		6517BR
130-390				132-435			
Blade	7540107		6830	Blade	7540127		6966
Trans.	7540111	2450	6845	Drive	7540135		6925
130-395				Trans.	7540136		6931
Blade	7540167		6964	132-460			
Drive	7540198		6451BR	Blade	7540118		6963
130-400				Trans.	7540166		6962
Blade	7540188		6951	132-480			
Trans.	7540101		6517BR	Blade	7540151		6967
130-410				Deck	7540138	3500	6950
Blade	7540138	3500	6950	Traction	7540136		6931
Trans.	7540101		6517BR	132-495			
130-420; 130-430				Blade	7540145		6488BR
Blade	7540127		6966	Eng. To Variator	7540138		6950
Drive	7540135		6925	Variator To Trans.	7540136		6931
Trans.	7540136		6931	133-380			
130-460				Blade; W/50" Belt O.C.	7540138	3500	6950
Blade	7540118		6963	Blade; W/64" Belt O.C.	7540167		6964
Trans.	7540937	3590	6959	Trans.	7540164	2630	6863
130-466				133-385			
Blade	7540151		6967	Blade	7540138	3500	6950
Deck	7540138	3500	6950	Trans.	7540198		6451BR
Traction	7540136		6931	133-410			
130-470				Blade	7540138	3500	6950
Blade	7540118		6963	Trans.	7540101		6517BR
Trans.	7540937	3590	6959	133-435			
130-480				Blade	7540127		6966
Blade	7540145		6488BR	Drive	7540135		6925
Drive	7540147	3520	6952	Trans.	7540136		6931
Trans.	7540136		6931	133-460			
130-498				Blade; W/50" Belt O.C.	7540138	3500	6950
Blade	7540145		6488BR	Blade; W/67" Belt O.C.	7540151		6967
Trans.	7540226		6551BR	Deck	7540101		6517BR
130-780				Trans.	7540136		6931
Deck; W/Optional 44" Deck	7540230		6755BR	133-485			
Drive	7540245		6859	Blade	7540151		6967
Transaxle	7540255		6837	Trans.	7540127		6966
131-360				133-495			
Blade	7540107		6830	Blade	7540145		6488BR
Trans.	7540936		6847	Drive; W/37" Belt O.C.	7540173	3370	6937
131-385				Drive; W/66" Belt O.C.	7540127		6966
Drive	7540136		6931	134-380			
Trans.	7540147	3520	6952	Blade	7540138	3500	6950
131-412; 131-414				Trans.; W/62" Belt O.C.	7540198		6451BR
Blade	7540138	3500	6950	Trans.; W/63" Belt O.C.	7540164	2630	6863
Trans.	7540101		6517BR	134-385			
131-425; 131-435				Blade	7540138	3500	6950
Blade	7540127		6966	Trans.	7540198		6451BR
Drive	7540135		6925				

Belts for Riding Mowers

Application	OEM No.	Standard Belts	Premium Belts
ACE HARDWARE - Continued			
134-400			
Blade	7540188		6951
Trans.	7540101		6517BR
134-435			
Blade	7540127		6966
Drive	7540135		6925
Trans.	7540136		6931
134-445; 134-455			
Blade	7540178	3820	6982
Drive	7540185		6849
134-460			
Blade	7540151	3670	6967
Deck	7540138	3500	6950
Traction	7540136	3310	6931
134-495			
Blade	7540145		6488BR
Drive; W/37" Belt O.C.	7540173	3370	6937
Drive; W/65" Belt O.C.	7540191		6865
134-504			
Blade	7540264		6639BR
Primary Variator	7540241		6494BR
Secondary Variator	7540240		6511BR
Trans.	7540249		6930
134-585			
Eng. To Variator	7540157		6928
Variator To Trans.	7540136		6931
134-597			
Blade	7540145		6488BR
Drive; W/37" Belt O.C.	7540173	3370	6937
Drive; W/65" Belt O.C.	7540191		6865
134-638			
Blade	7540145		6488BR
Trans.	7540266		6775BR
134-699			
Blade	7540271		6557BR
Drive	7540266		6775BR
135-380; 135-385			
Blade	7540138	3500	6950
Trans.	7540198		6451BR
135-435			
Blade	7540127		6966
Drive	7540135		6925
Trans.	7540136		6931
135-501			
Blade; W/26" Deck	7540264		6639BR
Trans.	7540249		6930
135-504			
Eng. To Variator	7540241		6494BR
Variator To Trans.	7540240		6511BR
135-704			
Blade	7540293		6501BR
Deck	7540229		6852
136-380; 136-385			
Blade	7540138	3500	6950
Trans.	7540198		6451BR
136-390			
Blade	7540935	2310	6831
Trans.	7540111	2450	6845
136-400			
Blade	7540188		6951
Trans.	7540101		6517BR
136-435			
Blade	7540127		6966
Drive	7540135		6925
Trans.	7540136		6931
136-465			
Blade	7540151		6967
Trans.	7540136		6931
136-497			
Blade	7540145		6488BR

Application	OEM No.	Standard Belts	Premium Belts
ACE HARDWARE - Continued			
136-497 - Continued			
Drive; W/37" Belt O.C.	7540173	3370	6937
Drive; W/65" Belt O.C.	7540191		6865
136-504			
Blade	7540264		6639BR
Primary Variator	7540241		6494BR
Secondary Variator	7540240		6511BR
Trans.	7540249		6930
136-525; 136-575			
Blade	7540195		6854
Trans.	7540198		6451BR
136-638			
Deck	7540145		6488BR
Eng. To V.S.	7540280		6447BR
Transaxle	7540266		6775BR
V.S. To Trans.	7540281		6405BR
136-705			
Deck	7540293		6501BR
Eng. To Deck	7540229		6852
137-390			
Blade; W/54" Belt O.C.	7540195	2540	6854
Blade; W/64" Belt O.C.	7540167		6964
Drive	7540198		6451BR
137-435			
Blade	7540127		6966
Drive	7540135		6925
Trans.	7540136		6931
137-465			
Blade	7540151		6967
Deck	7540138	3500	6950
Traction	7540136	3310	6931
137-497			
Blade	7540145		6488BR
Drive; W/37" Belt O.C.	7540173	3370	6937
Drive; W/65" Belt O.C.	7540191		6865
137-504			
Blade	7540264		6639BR
Eng. To Variator	7540241		6494BR
Trans.	7540249		6930
Variator To Trans.	7540240		6511BR
137-525			
Blade	7540195		6854
Trans.	7540198		6451BR
138-090			
Blade	7540935	2310	6831
Trans.	7540111	2450	6845
138-360			
Blade	7540935	2310	6831
Drive	7540936		6847
138-390			
Blade; W/54" Belt O.C.	7540195	2540	6854
Blade; W/64" Belt O.C.	7540167		6964
Drive	7540198		6451BR
138-402			
Blade	7540188		6951
Drive; W/24" Belt O.C.	7540187	3240	6924
Drive; W/31" Belt O.C.	7540136		6931
138-420			
Blade	7540127		6966
Trans.	7540128		6935
138-460			
Blade	7540118		6963
Trans.	7540937	3590	6959
138-460A			
Blade	7540151	3670	6967
Deck	7540138	3500	6950
Traction	7540136	3310	6931
138-462			
Blade	7540151	3670	6967
Drive; W/31" Belt O.C.	7540136	3310	6931
Drive; W/50" Belt O.C.	7540138	3500	6950

Belts for Riding Mowers

Application	OEM No.	Standard Belts	Premium Belts
ACE HARDWARE - Continued			
138-462A			
Blade	7540151		6967
Deck	7540138	3500	6950
Traction	7540136		6931
138-465			
Blade	7540151	3670	6967
Drive; W/31" Belt O.C.	7540136	3310	6931
Drive; W/50" Belt O.C.	7540138	3500	6950
138-497			
Blade	7540145		6488BR
Trans.	7540226		6551BR
138-498			
Blade	7540225		6565
Trans.	7540226		6551BR
138-641; 138-651			
Deck; W/30" Rear Discharge 794	7540328		6949
Deck; W/34" Rear Discharge 800	7540151		6967
Deck; W/38" Side Discharge 801	7540145		6488BR
Deck; W/38" Side Discharge 805 Deep ..	7540329		6630BR
138-752			
Cross Drive; W/44" Side Discharge 935 ..	7540293		6501BR
Cross Drive; W/46" Side Discharge 806 ..	7540349		6637BR
Deck; W/44" Rear Discharge 931	7540230		6755BR
Deck; W/44" Side Discharge 935	7540230		6755BR
Deck; W/46" Side Discharge 806	7540350		6464BR
Trans.	7540248		6431BR
138-796; 138-797			
Blade	7540198		6451BR
Trans.	7540207		6842
139-395			
Blade	7540167		6964
Drive	7540198		6451BR
139-400			
Blade	7540188		6951
Trans.	7540101		6517BR
139-466			
Blade	7540151		6967
Deck	7540138	3500	6950
Traction	7540136		6931
139-498			
Blade	7540145		6488BR
Trans.	7540226		6551BR
139-796			
Blade	7540198		6451BR
Trans.	7540207		6842
140-660			
Gen.	7540134		7330
Trans.	7540112	3800	6980
140-760; 140-960			
Drive	7540124		6857
P.T.O.	7540123		3V335
141-669			
Gen.	7540134		7330
Trans.	7540112	3800	6980
141-960; 141-990			
Drive	7540124		6857
P.T.O.	7540123		3V335
142-669			
Gen.	7540134		7330
Trans.	7540112	3800	6980
143-660; 143-760; 144-660; 144-672; 144-760;			
145-760; 146-660			
Blade	7540184		6852
Deck	7540180		6510BR
Gen.	7540134		7330
Trans.	7540182	3810	6981
146-835			
Blade	7540293		6501BR
Deck	7540230		6755BR
Eng. To J.S.	7540245		6859
J.S. To Trans.	7540244		6840

Application	OEM No.	Standard Belts	Premium Belts
ACE HARDWARE - Continued			
147-813			
Eng. To J.S.	7540245		6859
J.S. To Trans.	7540244		6840
148-812			
Cross Drive; W/44" Side Discharge 935 ..	7540293		6501BR
Deck; W/44" Side Discharge 935	7540230		6755BR
Eng. To J.S.	7540245		6859
J.S. To Trans.	7540244		6840
70403			
Blade	7540151		6967
Deck	7540138	3500	6950
Traction	7540136		6931
71279			
Blade	7540184		6852
Deck	7540180		6510BR
Starter/Gen.	7540134		7330
Trans.	7540182	3810	6981
71280			
P.T.O.	7540165		6834
Starter/Gen.	7540139		7380
Trans.	7540124		6857
71308			
Blade	7540138	3500	6950
Trans.	7540101		6517BR
71309			
Blade	7540138	3500	6950
Eng. To Variator	7540135	3250	6925
Trans.	7540136	3310	6931
71350			
Deck; W/30" Rear Discharge 794	7540328		6949
Deck; W/34" Side Discharge 800	7540151		6967
Deck; W/38" Side Discharge 801	7540145		6488BR
Deck; W/38" Side Discharge 805 Deep ..	7540329		6630BR
71820			
Gen.	7540139	1380	6738
P.T.O.	7540165		6834
Trans.	7540124		6857
71824			
Blade	7540145		6488BR
Drive; W/37" Belt O.C.	7540173	3370	6937
Drive; W/65" Belt O.C.	7540191		6865
Trans.	7540127		6966
71826			
Gen.	7540169		3V355
P.T.O.	7540165		6834
Trans.	7540124		6857
72057; 72095			
Blade	7540138		6950
Trans.	7540164		6863
72239			
Blade; 1973			6967
Blade; 1974	7540145		6488BR
Drive; W/37" Belt O.C.; 1974	7540173	3370	6937
Drive; W/65" Belt O.C.; 1974	7540191	2650	6865
Trans.; 1973			6966
72240			
Starter/Gen.	7540134		7330
Trans.	7540182	3810	6981
72420			
Blade	7540184		6852
Deck	7540180		6510BR
Gen.	7540134		7330
Trans.	7540182	3810	6981
72426			
Blade	7540145		6488BR
Drive; W/37" Belt O.C.		3370	6937
Drive; W/66" Belt O.C.			6966
Variator To Trans.	7540173	3370	6937
72428; 72429			
Blade	7540178	3820	6982
Trans.; W/48" Belt O.C.; 1975	7540200		6848
Trans.; W/49" Belt O.C.; 1974	7540185		6849

Belts for Riding Mowers

Application	OEM No.	Standard Belts	Premium Belts	Application	OEM No.	Standard Belts	Premium Belts
ACE HARDWARE - Continued				AGWAY - Continued			
72430				82-0312			
Blade	7540184		6852	Blade	7540167		6964
Deck	7540180		6510BR	Drive	7540164	2630	6863
Gen.	7540134		7330	82-0313			
Trans.	7540182	3810	6981	Blade		3660	6966
72561				Eng. To Variator	7540136	3310	6931
Blade	7540151		6967	82-0315			
Deck	7540138	3500	6950	Blade	7540145		6488BR
Traction	7540136		6931	Drive	7540173	3370	6937
72567				82-0350			
Blade	7540195		6854	Blade	7540167		6964
Trans.	7540198		6451BR	Drive	7540164	2630	6863
72770				82-0351			
Deck; W/30" Rear Discharge 794	7540328		6949	Blade	7540178	3820	6982
Deck; W/34" Side Discharge 800	7540151		6967	Trans.	7540185		6849
Deck; W/38" Side Discharge 801	7540145		6488BR	82-0352			
Deck; W/38" Side Discharge 805 Deep	7540329		6630BR	Blade	7540151		6967
72771				Trans.	7540127		6966
Deck; W/44" Side Discharge 931	7540230		6755BR	82-0356			
Deck; W/46" Side Discharge 806	7540350		6464BR	Blade	7540127		6966
Drive; W/44" Rear Discharge 931	7540260		5716	Drive; W/25" Belt O.C.	7540135		6925
Drive; W/46" Side Discharge 806	7540349		6637BR	Drive; W/31" Belt O.C.	7540136		6931
AGCO				82-0411			
520H				Blade	7540147	3520	6952
Trans.	1728008		6709BR	Drive; W/25" Belt O.C.	7540135		6925
Deck Drive; W/38" Deck; W/Narrow				Drive; W/31" Belt O.C.	7540136		6931
Pulley	1723025		6714BR	82-0412; 82-0413			
522H				Blade	7540127		6966
Trans.	1728008		6709BR	Drive; W/25" Belt O.C.	7540135		6925
Deck Drive; W/44" Deck	1729627		6848BR	Drive; W/31" Belt O.C.	7540136		6931
524H				82-0414			
Trans.	1728008		6709BR	Blade	7540118		6963
Deck Drive; W/50" Deck; W/Narrow				Trans.	7540937	3590	6959
Pulley	1703466		6484BR	82-0420			
1620H				Blade	7540147	3520	6952
Trans.	1726841		6710BR	Drive; W/25" Belt O.C.	7540135		6925
Eng. To P.T.O.; W/44" Deck	1601672		6799BR	Drive; W/31" Belt O.C.	7540136		6931
Arbor; W/44" Deck	1721532		6798BR	82-0421			
Eng. To P.T.O.; W/50" Deck	1707740		6869	Blade	7540127		6966
Arbor; W/50" Deck	1703836		6524BR	Drive; W/25" Belt O.C.	7540135		6925
1723H				Drive; W/31" Belt O.C.	7540136		6931
Trans.	1721392		6710BR	82-0424			
Eng. To P.T.O.; W/50" Deck	1707740		6869	Drive; W/31" Belt O.C.	7540136		6931
Arbor; W/50" Deck	1703836		6524BR	Drive; W/52" Belt O.C.	7540147	3520	6952
1825H; 1827H				82-0503			
Trans.	1721393		6710BR	Gen.	7540169		7355
Eng. To P.T.O.; W/50" Deck	1707740		6869	P.T.O.	7540164	2630	6863
Arbor; W/50" Deck	1703836		6524BR	82-2220			
Eng. To P.T.O.; W/54" Deck	1722039		6525BR	Blade	7540249		6930
Arbor; W/54" Deck	1671076		6765BR	Trans.	7540264		6639BR
2027H; 2027LC				82-2221			
Eng. To P.T.O.; W/48" Deck	1725557		6860	Eng. To Deck	7540264		6639BR
Arbor; W/48" Deck	174911		6844	Primary Variator	7540241		6494BR
Eng. To P.T.O.; W/60" Deck	1725154		6756BR	Secondary Variator	7540240		6511BR
AGWAY				82-2223			
52-1302				Deck	7540151	3670	6967
Blade	7540935	2310	6831	82-2225			
Trans.	7540111	2450	6845	Blade	7540145		6488BR
52-1303				Trans.	7540266		6775BR
Blade	7540118		6963	82-2228			
Trans.	7540937	3590	6959	Deck	7540329		6630BR
82-0310				Trans.; W/Peerless Trans.	7540266		6775BR
Blade; W/25" Deck	7540138	3500	6950	82-2259			
Blade; W/30" Deck	7540167	3640	6964	Blade	7540188	3510	6951
Trans.	7540164	2630	6863	Trans.	7540101		6517BR
82-0311				82-2261			
Blade; W/30" Belt O.C.	7540107	2300	6830	Blade	7540167		6964
Blade; W/52" Belt O.C.	7540147	3520	6952	Fan & Alt.; Ser. No. 010860 & After	7540164		6863
Eng. To Variator	7540135	3250	6925	Trans.		2630	
Trans.	7540936	2470	6847				
Variator To Trans.	7540136	3310	6931				

Belts for Riding Mowers

Application	OEM No.	Standard Belts	Premium Belts	Application	OEM No.	Standard Belts	Premium Belts
AGWAY - Continued				AGWAY - Continued			
82-2263				130-415			
Blade	7540151	3670	6967	Blade	7540147	3520	6952
Eng. To Variator	7540138	3500	6950	Drive; W/25" Belt O.C.	7540135		6925
Variator To Trans.	7540136	3310	6931	Drive; W/31" Belt O.C.	7540136		6931
82-2265				130-420; 130-430			
Blade	7540145		6488BR	Blade	7540127		6966
Trans.	7540266		6775BR	Drive; W/25" Belt O.C.	7540135		6925
82-2267				Drive; W/31" Belt O.C.	7540136		6931
Deck	7540198		6451BR	130-460			
Drive	7540207		6842	Blade	7540118	3630	6963
82-2270				Trans.	7540937	3590	6959
Blade	7540167		6964	130-490			
Drive	7540198		6451BR	Blade	7540145		6488BR
82-2271				Drive; W/31" Belt O.C.	7540136		6931
Blade	7540145		6488BR	Drive; W/52" Belt O.C.	7540147	3520	6952
Trans.; W/82" Belt O.C.	7540226		6551BR	131-418			
Trans.; W/85" Belt O.C.	7540266		6775BR	Blade	7540147	3520	6952
82-2274				Drive; W/25" Belt O.C.	7540135		6925
Blade	7540145		6488BR	Drive; W/31" Belt O.C.	7540136		6931
Drive	7540138	3500	6950	131-425; 131-435			
Trans.	7540136	3310	6931	Blade	7540127		6966
82-5000				Drive; W/25" Belt O.C.	7540135		6925
Drive	7540227		6963	Drive; W/31" Belt O.C.	7540136		6931
Transaxle	7540212		6945	131-480; 131-495			
82-5001				Blade	7540145		6488BR
P.T.O.	7540234		6841	Drive; W/31" Belt O.C.	7540136		6931
82-5008				Drive; W/52" Belt O.C.	7540147	3520	6952
Trans.	7540217		6979	132-380; 132-390			
82-5009				Blade; W/25" Deck	7540138	3500	6950
Blade	7540184		6852	Blade; W/30" Deck	7540167	3640	6964
Drive; W/54" Belt O.C.	7540180		6510BR	Trans.	7540164	2630	6863
Drive; W/81" Belt O.C.	7540182	3810	6981	132-418			
Gen.	7540134		7330	Blade	7540147	3520	6952
82-5010				Drive; W/25" Belt O.C.	7540135		6925
Gen.	7540134		7330	Drive; W/31" Belt O.C.	7540136		6931
82-5030				132-425; 132-435			
Gen.	7540169		7355	Blade	7540127		6966
P.T.O.	7540165		6834	Drive; W/25" Belt O.C.	7540135		6925
Trans.	7540124		6857	Drive; W/31" Belt O.C.	7540136		6931
82-5058; 82-5059				132-480			
Drive; W/45" Belt O.C.	7540212		6945	Blade	7540151		6967
Drive; W/60" Belt O.C.	7540210		6960	Drive	7540138	3500	6950
82-5060				Trans.	7540136		6931
Drive	7540227	3630	6963	132-495			
Transaxle	7540212	3450	6945	Blade	7540145		6488BR
82-5131				Drive	7540138	3500	6950
Blade	7540293		6501BR	Trans.	7540136		6931
Deck	7540230		6755BR	133-390			
Eng. To J.S.	7540245	2590	6859	Blade	7540167		6964
J.S. To Trans.	7540177	2320	6832	Drive	7540164	2630	6863
82-5132				133-420			
Eng. To J.S.	7540245	2590	6859	Blade	7540147	3520	6952
J.S. To Trans.	7540244	2400	6840	Drive; W/25" Belt O.C.	7540135		6925
82-5140				Drive; W/31" Belt O.C.	7540136		6931
Blade	7540293		6501BR	133-440; 133-445			
Deck	7540230		6755BR	Blade	7540178	3820	6982
Trans.	7540248		6431BR	Trans.	7540179		6950
82-5214				133-460			
Deck; W/Optional 44" Deck	7540230		6755BR	Blade	7540151		6967
Drive	7540245	2590	6859	Drive	7540138	3500	6950
J.S. To Trans.	7540154	2370	6837	Trans.	7540136		6931
Transaxle	7540255		6837	133-485			
82-5215				Blade	7540151		6967
Drive	7540227	3630	6963	Trans.	7540127		6966
Transaxle	7540212	3450	6945	133-495			
82-5300				Blade	7540145		6488BR
P.T.O.	7540165		6834	Trans.	7540127		6966
130-410				134-390			
Blade	7540138	3500	6950	Blade	7540167		6964
Trans.	7540101		6517BR	Drive	7540164	2630	6863

Belts for Riding Mowers

Application	OEM No.	Standard Belts	Premium Belts
AGWAY - Continued			
134-400			
Blade	7540188		6951
Trans.	7540101		6517BR
134-445			
Blade	7540178	3820	6982
Trans.	7540185		6849
134-485			
Blade	7540151		6967
Trans.	7540127		6966
134-495			
Blade	7540145		6488BR
Drive	7540191		6865
Trans.	7540173	3370	6937
135-445			
Blade	7540178	3820	6982
Trans.	7540185	2490	6849
135-495			
Blade	7540145		6488BR
Eng. To J.S.	7540191	2650	6865
J.S. To Trans.	7540173	3370	6937
135-501			
Deck; W/26" Mower	7540264		6639BR
Trans.	7540249	3300	6930
135-697			
Trans.	7540266		6775BR
136-725			
Transaxle	7540248		6431BR
138-633			
Deck; W/30" Discharge 794; W/Single Cyl. Eng.	7540328	3490	6949
Deck; W/34" Discharge 800; W/Single Cyl. Eng.	7540151	3670	6967
Deck; W/38" Discharge 805 Deep; W/Single Cyl. Eng.	7540329		6630BR
Deck; W/Single Cyl. Eng.	37X40		6451BR
Primary; W/Single Cyl. Eng.	37X11		6452BR
139-390			
Blade	7540105		6830
Trans.	7540111	2450	6845
139-410			
Blade	7540138	3500	6950
Trans.	7540101		6517BR
139-470			
Blade	7540118		6963
Gen.	7540134		7330
Trans.	7540937	3590	6959
144-760			
Trans.	7540182	3810	6981
144-990			
P.T.O.	7540165	2340	6834
Trans.	7540124	2570	6857
145-843			
Eng. To J.S.	7540245	2590	6859
J.S. To Trans.	7540177	2320	6832
149-740			
Blade	7540118		6963
Gen.	7540134		7330
Trans.	7540937	3590	6959
AIR-ELECTRIC			
380			
Eng. To J.S.; W/10 H.P. Eng.			6942
J.S. To Blade; W/10 H.P. Eng.			6929
DS-25; DS-30			
Belt; W/26" Belt O.C.	SD13	3260	6926
Belt; W/35" Belt O.C.		2350	6835
Belt; W/53" Belt O.C.	SD12	3530	6953
AIRCAP			
137-502			
Eng. To Variator	7540241		6494BR

Application	OEM No.	Standard Belts	Premium Belts
AIRCAP - Continued			
137-502 - Continued			
Variator To Trans.	7540240		6511BR
137-504			
Drive; W/35" Belt O.C.	7540241		6494BR
Drive; W/38" Belt O.C.	7540240		6511BR
527			
Blade	7540195A		6854
Trans.	7540198		6451BR
1020			
Blade; W/8 H.P. Eng.; W/30" Deck	7540264		6639BR
1100			
Blade; W/11 H.P. Eng.; W/38" Deck	7540145		6488BR
ER7130			
Blade	10720		6974
Transaxle	10713		6370
R4124; R5124			
Blade	10722		6851
Transaxle	10713		6370
R7130A			
Blade	10720		6974
Transaxle	10713		6370
ALDENS			
131-410			
Blade	7540138	3500	6950
Trans.	7540101		6517BR
136-380; 136-385			
Blade	7540138	3500	6950
Trans.	7540198		6451BR
136-460; 136-465			
Blade	7540151		6967
Drive; W/31" Belt O.C.	7540136		6931
Drive; W/50" Belt O.C.	7540138	3500	6950
380-002; 390-002			
Blade	7540935	2310	6831
Trans.	7540111	2450	6845
650-002; 660-002			
Belt; W/6 H.P. Eng.	7540112	3800	6980
7506X; 7507X			
Trans.	7540124	2570	6857
ALLIED HARDWARE			
4-385			
Blade	7540138	3500	6950
Trans.	7540164	2630	6863
4-390; 4-395			
Blade	7540167	3640	6964
Trans.	7540164	2630	6863
30-132			
Blade	7540935	2310	6831
Trans.	7540108	2640	6864
130-415			
Blade	7540147	3520	6952
Drive; W/25" Belt O.C.	7540135		6925
Drive; W/31" Belt O.C.	7540136		6931
130-420; 130-430			
Blade	7540127		6966
Drive; W/25" Belt O.C.	7540135		6925
Drive; W/31" Belt O.C.	7540136		6931
130-460; 130-470			
Blade	7540118		6963
Trans.	7540937	3590	6959
130-480			
Blade	7540145		6488BR
Drive; W/31" Belt O.C.	7540136		6931
Drive; W/52" Belt O.C.	7540147	3520	6952
131-418			
Blade	7540147	3520	6952
Drive; W/25" Belt O.C.	7540135		6925
Drive; W/31" Belt O.C.	7540136		6931

Belts for Riding Mowers

Application	OEM No.	Standard Belts	Premium Belts
ALLIED HARDWARE - Continued			
131-425; 131-435			
Blade	7540127		6966
Drive; W/25" Belt O.C.	7540135		6925
Drive; W/31" Belt O.C.	7540136		6931
131-480; 131-490			
Blade	7540145		6488BR
Drive; W/31" Belt O.C.	7540136		6931
Drive; W/52" Belt O.C.	7540147	3520	6952
132-380			
Blade; W/50" Belt O.C.	7540138	3500	6950
Blade; W/64" Belt O.C.	7540167		6964
Trans.	7540164	2630	6863
132-412			
Blade	7540138	3500	6950
Trans.	7540101		6517BR
132-418			
Blade	7540147	3520	6952
Drive; W/25" Belt O.C.	7540135		6925
Drive; W/31" Belt O.C.	7540136		6931
132-425; 132-435			
Blade	7540127		6966
Drive; W/25" Belt O.C.	7540135		6925
Drive; W/31" Belt O.C.	7540136		6931
132-480			
Blade	7540151		6967
Drive	7540138	3500	6950
Trans.	7540136		6931
132-495			
Blade	7540145		6488BR
Drive	7540138	3500	6950
Trans.	7540136		6931
133-390; 133-395			
Blade; W/50" Belt O.C.	7540138	3500	6950
Blade; W/64" Belt O.C.	7540167		6964
Trans.	7540164	2630	6863
133-420; 133-424			
Blade	7540147	3520	6952
Drive; W/25" Belt O.C.	7540135		6925
Drive; W/31" Belt O.C.	7540136		6931
133-430; 133-434			
Blade	7540127		6966
Drive; W/25" Belt O.C.	7540135		6925
Drive; W/31" Belt O.C.	7540136		6931
133-460; 133-465			
Blade	7540138	3500	6950
Drive	7540101		6517BR
Trans.	7540136		6931
133-495			
Blade	7540145		6488BR
Trans.	7540127		6966
Variable Speed	7540173	3370	6937
134-385			
Blade	7540138	3500	6950
Drive	7540164	2630	6863
134-390			
Blade	7540167		6964
Drive	7540164	2630	6863
134-400			
Blade	7540188		6951
Drive	7540101		6517BR
134-435			
Blade	7540127		6966
Drive; W/25" Belt O.C.	7540135		6925
Drive; W/31" Belt O.C.	7540136		6931
134-445			
Blade	7540178	3820	6982
Drive	7540185		6849
134-465			
Blade	7540151		6967
Drive	7540138	3500	6950
Trans.	7540136		6931

Application	OEM No.	Standard Belts	Premium Belts
ALLIED HARDWARE - Continued			
134-495			
Blade	7540167		6964
Drive	7540164	2630	6863
138-362			
Blade	7540935	2310	6831
Trans.	7540936		6847
138-390			
Blade	7540935	2310	6831
Trans.	7540111	2450	6845
138-460			
Blade; W/31" Belt O.C.	7540935	2310	6831
Blade; W/63" Belt O.C.	7540118		6963
Trans.; W/45" Belt O.C.	7540111	2450	6845
Trans.; W/59" Belt O.C.	7540937	3590	6959
141-669; 142-669			
Gen.	7540134		7330
Trans.	7540112	3800	6980
145-832			
Eng. To J.S.	7540245	2590	6859
J.S. To Trans.	7540244	2400	6840
145-842			
Eng. To J.S.	7540245	2590	6859
J.S. To Trans.	7540177	2320	6832
145-882			
Eng. To J.S.	7540245	2590	6859
J.S. To Trans.	7540244	2400	6840
145-918			
Eng. To Variator	7540227	3630	6963
P.T.O.	7540229	2520	6852
Variator To Trans.	7540212	3450	6945
340-132			
Blade	7540935	2310	6831
Trans.	7540936	2470	6847
ALLIS-CHALMERS			
310; 312; 314			
Arbor; W/42" Deck	2025364		6434BR
Arbor; W/48" Deck	1603075		6457BR
Belt; W/83" Belt O.C.	1604406		6444BR
Belt; W/88" Belt O.C.; W/36" Deck	2027639		6988
Belt; W/96" Belt O.C.; W/36" Deck	2027624		6996
Forward	2029350		6853
Front P.T.O.; W/42" Deck	1607812		6558BR
Front P.T.O.; W/48" Deck	1604406		6444BR
Hydro.	1602969		6848
Rear P.T.O.	2026324	2910	6891
Reverse	2029348		6834
405			
Mower	2029223	2440	6844
Trans.	2028241	2310	6831
409G			
Drive; Mfr. No. 1692177, 1692394	1676460		6843
410			
Arbor; W/42" Deck	2025364		6434BR
Arbor; W/48" Deck	1603075		6457BR
Belt; W/84" Belt O.C.	1605816		6811BR
Belt; W/85" Belt O.C.	2028035		6775BR
Belt; W/87" Belt O.C.	2029622		6870
Belt; W/88" Belt O.C.; W/36" Deck	2027639		6988
Belt; W/96" Belt O.C.; W/36" Deck	2027624		6996
Drive	2028474		6849
Forward	2029350		6853
Front P.T.O.; W/42" Deck	1607812		6558BR
Front P.T.O.; W/48" Deck	1604406		6444BR
Hydro.	1602969		6848
Reverse	2029348		6834
411G			
Drive; Mfr. No. 1692819, 1693042, 1693315	1676460		6843
412			
Forward	2029350		6853
Hydro.	1602969		6848

Belts for Riding Mowers

Application	OEM No.	Standard Belts	Premium Belts
ALLIS-CHALMERS - Continued			
412 - Continued			
Reverse	2029348		6834
412G			
Drive; Mfr. No. 1692175, 1692396	1676460		6843
414; 416			
Arbor; W/42" Deck	2025364	6434BR	
Arbor; W/48" Deck	1603075	6457BR	
Belt; W/84" Belt O.C.	1605816	6811BR	
Belt; W/85" Belt O.C.	2028035	6775BR	
Belt; W/87" Belt O.C.	2029622	6870	
Belt; W/88" Belt O.C.; W/36" Deck	2027639	6988	
Belt; W/96" Belt O.C.; W/36" Deck	2027624	6996	
Forward	2029350	6853	
Front P.T.O.; W/42" Deck	1607812	6558BR	
Front P.T.O.; W/48" Deck	1604406	6444BR	
Hydro	1602969	6848	
Reverse	2029348	6834	
508			
Blade	2029582	A133	
Drive	2029660	6862	
P.T.O. To Mower	2029582	A133	
512G			
Drive; Mfr. No. 1692096, 1692166, 1692409	1708114	6895	
Drive; Mfr. No. 1692055	1716854	6643BR	
512H			
Drive; Mfr. No. 1692057, 1692164	1656960	6811BR	
Drive; Mfr. No. 1692263, 1692412	170164	6877	
514G			
Drive; Mfr. No. 1692595, 1693092, 1693339	1657044	6521BR	
514H			
Drive; Mfr. No. 1692588	1672135	6523BR	
Drive; Mfr. No. 1693094, 1693341	1717397	6798BR	
515H			
Drive; Mfr. No. 1693540	1717397	6798BR	
516G			
Drive; Mfr. No. 1692829	1657044	6521BR	
516H			
Drive; Mfr. No. 1693098, 1693343, 1693542	1717397	6798BR	
Drive; Mfr. No. 1692831	1719819	6434BR	
517H			
Drive; Mfr. No. 1693544	1717397	6798BR	
526			
Mower Drive	1664946	6857	
Trans.	1665706	6839	
608			
Arbor; W/36" Deck	2027134	6870	
Belt; W/42" Deck	2025364	6434BR	
Deck	108505	6870	
Drive	1666698	6643BR	
Mower; W/36" Deck	2087732	6878	
Trans.	2028035	6775BR	
610			
Arbor; W/36" Deck	2027134	6870	
Belt; W/70" Belt O.C.	2027134	6870	
Belt; W/82" Belt O.C.; W/42" Deck	2025364	6434BR	
Belt; W/85" Belt O.C.	2028035	6775BR	
Mower; W/36" Deck	2087732	6878	
611			
Arbor; W/36" Deck	2027134	6870	
Deck	108505	6870	
Drive	1666698	6643BR	
Mower; W/36" Deck	2087732	6878	
Trans.	2028035	6775BR	
611H			
Blade	2027134	6870	
Drive	1666698	6643BR	
612			
Eng. To Deck	108505	6870	

Application	OEM No.	Standard Belts	Premium Belts
ALLIS-CHALMERS - Continued			
612G			
Drive; Mfr. No. 1691428	1716854		6643BR
612H			
Drive; Mfr. No. 1691933	1656960		6811BR
612HST			
Drive; Mfr. No. 1691479	1670835		6458BR
Drive; Mfr. No. 1691432	1703836		6524BR
613			
Eng. To Deck	1668065		6869
613H			
Drive; Mfr. No. 1691477	1672135		6523BR
616			
Belt	2028988		6949
Drive	1655069	2240	6524BR
Front P.T.O.	2028459		6824
P.T.O. To Hitch	2029065		68100
Sicklebar	2029056		6857
616H			
Drive; Mfr. No. 1691475	1672135		6523BR
620			
Belt	2028988		6949
Drive	1655069	2240	6524BR
Front P.T.O.	2028459		6824
P.T.O. To Hitch	2029065		68100
Sicklebar	2029056		6857
700			
Blade	1666801		6640BR
Drive; W/36" Tiller	2027624		6996
Dual Range Drive	1607967		6639BR
Forward	2029348		6834
Hydro	1650502	2910	6422BR
P.T.O.	2026324		6891
Reverse	2029350		6853
710			
Belt; W/66" Belt O.C.	2087759		6866
Belt; W/88" Belt O.C.	2027639		6988
Belt; W/96" Belt O.C.	2027624		6996
Blade	1666801		6640BR
Blower	2026755		6839
Drive; W/66" Belt O.C.	2087778		6866
Drive; W/70" Belt O.C.	2027134		6870
Drive; W/36" Tiller	2027624		6996
Dual Range Drive	1607967		6639BR
Forward	2029348		6834
Hydro	1650502	2910	6422BR
Mower	2029223		6844
P.T.O.	2026324		6891
Reverse	2029350		6853
712			
Belt; W/66" Belt O.C.	2087759		6866
Belt; W/88" Belt O.C.	2027639		6988
Belt; W/96" Belt O.C.	2027624		6996
Blade; W/80" Belt O.C.	1666801		6640BR
Blade; Ser. No. 1690021 & After; W/48" Deck	2027114		6885
Blade; W/82" Belt O.C.; W/42" Deck	2025364		6434BR
Blade; W/84" Belt O.C.; W/42" Deck	1656960		6811BR
Blower	2026755		6839
Drive; W/66" Belt O.C.	2087778		6866
Drive; W/70" Belt O.C.	2027134		6870
Drive; W/36" Tiller	2027624		6996
Drive; Ser. No. 1690272 & After; W/48" Deck	2087648		6872
Dual Range Drive	1607967		6639BR
Forward	2029348		6834
Hydro	1650502	2910	6422BR
Mower	2029223		6844
P.T.O.; W/91" Belt O.C.	2026324		6891
P.T.O.; W/74" Belt O.C.; W/42" Deck	2087836		6874
P.T.O.; W/78" Belt O.C.; W/42" Deck	2087732		6878
Reverse	2029350		6853
712H; 712S			
Blade	1666801		6640BR
Blower	2026755		6839

Belts for Riding Mowers

Lawn & Garden Equipment

Application	OEM No.	Standard Belts	Premium Belts
ALLIS-CHALMERS - Continued			
712H; 712S - Continued			
Drive; W/70" Belt O.C.	2027134		6870
Drive; W/36" Tiller	2027624		6996
Dual Range Drive	1607967		6639BR
Forward	2029348		6834
Hydro	1650502		6422BR
P.T.O.	2026324	2910	6891
Reverse	2029350		6853
716			
Belt; W/66" Belt O.C.	2087759		6866
Belt; W/88" Belt O.C.	2027639		6988
Belt; W/96" Belt O.C.	2027624		6996
Blade; W/80" Belt O.C.	1666801		6640BR
Blade; Ser. No. 1690021 & After; W/48" Deck	2027114		6885
Blade; W/82" Belt O.C.; W/42" Deck	2025364		6434BR
Blade; W/84" Belt O.C.; W/42" Deck	1656960		6811BR
Blower	2026755		6839
Drive; W/66" Belt O.C.	2087778		6866
Drive; W/70" Belt O.C.	2027134		6870
Drive; W/36" Tiller	2027624		6996
Drive; Ser. No. 1690272 & After; W/48" Deck	2087648		6872
Dual Range Drive	1607967		6639BR
Forward	2029348		6834
Hydro	1650502		6422BR
Mower	2029223		6844
P.T.O.; W/91" Belt O.C.	2026324	2910	6891
P.T.O.; W/74" Belt O.C.; W/42" Deck	2087836		6874
P.T.O.; W/78" Belt O.C.; W/42" Deck	2087732		6878
Reverse	2029350		6853
716H			
Blade	1666801		6640BR
Blower	2026755		6839
Drive; W/70" Belt O.C.	2027134		6870
Drive; W/36" Tiller	2027624		6996
Dual Range Drive	1607967		6639BR
Forward	2029348		6834
Hydro	1650502		6422BR
P.T.O.	2026324	2910	6891
P.T.O.	2026324		6891
Reverse	2029350		6853
718			
Belt; W/66" Belt O.C.	2087759		6866
Belt; W/88" Belt O.C.	2027639		6988
Belt; W/96" Belt O.C.	2027624		6996
Blade; W/80" Belt O.C.	1666801		6640BR
Blade; Ser. No. 1690021 & After; W/48" Deck	2027114		6885
Blade; W/82" Belt O.C.; W/42" Deck	2025364		6434BR
Blade; W/84" Belt O.C.; W/42" Deck	1656960		6811BR
Blower	2026755		6839
Drive; W/66" Belt O.C.	2087778		6866
Drive; W/70" Belt O.C.	2027134		6870
Drive; W/36" Tiller	2027624		6996
Drive; Ser. No. 1690272 & After; W/48" Deck	2087648		6872
Dual Range Drive	1607967		6639BR
Forward	2029348		6834
Hydro	1650502		6422BR
Mower	2029223		6844
P.T.O.; W/91" Belt O.C.	2026324	2910	6891
P.T.O.; W/74" Belt O.C.; W/42" Deck	2087836		6874
P.T.O.; W/78" Belt O.C.; W/42" Deck	2087732		6878
Reverse	2029350		6853
718H			
Blade	1666801		6640BR
Drive; W/36" Tiller	2027624		6996
Dual Range Drive	1607967		6639BR
Forward	2029348		6834
Hydro	1650502		6422BR
P.T.O.	2026324	2910	6891
Reverse	2029350		6853
720			
Drive	2028549	2240	6824
P.T.O. To Deck; W/60" Deck	2028766	2930	6893
Sicklebar Attachment; W/57" Belt O.C.	2029056		6857

Application	OEM No.	Standard Belts	Premium Belts
ALLIS-CHALMERS - Continued			
720 - Continued			
Sicklebar Attachment; W/100" Belt O.C.	2029665		68100
736			
Blade	1610577		6856
J.S.	1610578		6825
Trans.	1601695		6843
808; 810; 811			
Arbor; W/36" Deck	2027134		6870
Blade; W/36" Mower	2027134		6870
Blade; W/42" Mower	2087732		6878
Blade; W/82" Belt O.C.; W/42" Deck	2025364		6434BR
Blade; W/84" Belt O.C.; W/42" Deck	1656960		6811BR
Drive; W/30" Rotary Mower	2087648		6872
Eng. To Deck; W/42" Mower	2025364		6434BR
Mower; W/36" Deck	2087732		6878
P.T.O.; W/74" Belt O.C.; W/42" Deck	2087836		6874
P.T.O.; W/78" Belt O.C.; W/42" Deck	2087732		6878
Trans.	2028035		6775BR
830			
Mower Drive	1665024		6854
Trans.; Mfr. No. 1691552	1665706		6839
836			
Mower Drive	2087732		6878
Trans.			6839
900; 910; 912; 914; 916			
Arbor; W/42" Deck	1656960		6811BR
Belt; W/66" Belt O.C.	2087759		6866
Belt; W/106" Belt O.C.	1657517		B103
Blower; W/61" Belt O.C.	2027102	2610	6861
Blower; W/70" Belt O.C.	2027134		6870
Blower; W/77" Belt O.C.			6877
Drive; W/34" Belt O.C.	2029348		6834
Drive; W/53" Belt O.C.	2029350		6853
Dual Range Drive	1609767	2520	6825
Hydro	1650502		6422BR
P.T.O.; W/39" Belt O.C.	2026755		6839
P.T.O.; W/91" Belt O.C.	2026324	2910	6891
P.T.O.; W/42" Deck	1666801		6640BR
P.T.O.; W/48" Deck	2087732		6878
916H			
Arbor; W/42" Deck	1656960		6811BR
Belt; W/66" Belt O.C.	2087759		6866
Belt; W/38" Deck	1657517		B103
Blade			6878
Blower; W/61" Belt O.C.	2027102	2610	6861
Blower; W/70" Belt O.C.	2027134		6870
Blower; W/77" Belt O.C.			6877
P.T.O.; W/39" Belt O.C.	2026755		6839
P.T.O.; W/42" Deck	1666801		6640BR
P.T.O.; W/48" Deck	2087732		6878
917			
Drive; W/34" Belt O.C.	2029348		6834
Drive; W/53" Belt O.C.	2029350		6853
Dual Range Drive	1609767	2520	6825
Hydro	1650502		6422BR
P.T.O.	2026324	2910	6891
917H			
Drive; Mfr. No. 1691718, 1691960	1650502		6422BR
918H			
Drive; Mfr. No. 1692144, 1692452, 1692846, 1692951, 1693413	1650502		6422BR
Drive; W/P.S.; Mfr. No. 1692847, 1692941, 1693411	1650502		6422BR
919 Hydro			
Arbor; W/42" Deck	1656960		6811BR
Belt; W/66" Belt O.C.	2087759		6866
Belt; W/106" Belt O.C.	1657517		B103
Blade			6878
Blower; W/61" Belt O.C.	2027102	2610	6861
Blower; W/70" Belt O.C.	2027134		6870
Blower; W/77" Belt O.C.			6877
P.T.O.; W/39" Belt O.C.	2026755		6839
P.T.O.; W/42" Deck	1666801		6640BR
P.T.O.; W/48" Deck	2087732		6878

Belts for Riding Mowers

Lawn & Garden Equipment

Application	OEM No.	Standard Belts	Premium Belts	Application	OEM No.	Standard Belts	Premium Belts
ALLIS-CHALMERS - Continued				ALLIS-CHALMERS - Continued			
1030 Drive; Mfr. No. 1691995	1665706		6839	1918H Ultima P.T.O.; W/P.S.; Mfr. No. 1691397	1674726		②A34
1030M Drive; Mfr. No. 1692011	1665706		6839	1920H P.T.O.; Mfr. No. 1691955	1674726		②A34
1036 Blade		6878		1920H Ultima P.T.O.; Mfr. No. 1691392	1674726		②A34
Trans.; Mfr. No. 1691539	1665706	6839		2020H P.T.O.; W/23" Wheels; Mfr. No. 16931241716996		②6836	
1312G Drive; Mfr. No. 1691658	1678354		6842	P.T.O.; W/26" Wheels; Mfr. No. 16932211716996		②6836	
1613G Drive; Mfr. No. 1691893	1703836		6524BR	2020H LC P.T.O.; Mfr. No. 1693128	1716995		②6836
1613H Drive; Mfr. No. 1692265	1672135	6523BR		2023H P.T.O.; W/26" Wheels; Mfr. No. 16937691716996		②6836	
Drive; Mfr. No. 1692076	1713515	6458BR		2024D P.T.O.; Mfr. No. 1693130	1718602		②6834
Drive; Mfr. No. 1691817, 1691888	1721532	6798BR		2025H P.T.O.; Mfr. No. 1693126, 1693562	1716996		②6836
1614H Drive; Mfr. No. 1692281, 1692432, 1692809	1672135	6523BR		3016 Drive; Mfr. No. 1691882	1707345	6844	
Drive; Mfr. No. 1692184	1713515	6458BR		P.T.O.; Mfr. No. 1691882	1705107	6939	
Drive; Mfr. No. 1693058, 1693365	1717932	6811BR		3016L Drive; Mfr. No. 1691973	1707347	6845	
1614VH Drive; Mfr. No. 1692430	1672135	6523BR		P.T.O.; Mfr. No. 1691973	1705107	6939	
1615G Drive; Mfr. No. 1692289, 1692434	1657044	6521BR		3016S Drive; Mfr. No. 1691970	1707347	6845	
1615H Drive; Mfr. No. 1692530, 1692613, 1692811	1672135	6523BR		P.T.O.; Mfr. No. 1691970	1705107	6939	
Drive; Mfr. No. 1693060, 1693367, 1693596	1717932	6811BR		3018 Drive; Mfr. No. 1691876	1707344	6841	
1616H Drive; Mfr. No. 1692285, 1692813	1672135	6523BR		P.T.O.; Mfr. No. 1691876	1705106	6937	
Drive; Mfr. No. 1692075	1713515	6458BR		3018L Drive; Mfr. No. 1691974	1707346	6842	
Drive; Mfr. No. 1693062, 1693369, 1693617	1717932	6811BR		P.T.O.; Mfr. No. 1691974	1705106	6937	
Drive; Mfr. No. 1693843	1719819	6434BR		3018S Drive; Mfr. No. 1691971	1707346	6842	
Drive; Mfr. No. 1691819	1721532	6798BR		P.T.O.; Mfr. No. 1691971	1705106	6937	
1616HV Drive; Mfr. No. 1692436	1672135	6523BR		3020L Drive; Mfr. No. 1691975	1707346	6842	
1617H Drive; Mfr. No. 1693698	1719819	6434BR		P.T.O.; Mfr. No. 1691975	1705106	6937	
1618H Drive; Mfr. No. 1693277, 1693602	1717932	6811BR		3020S Drive; Mfr. No. 1691972	1707346	6842	
1714G Drive; Mfr. No. 1692033, 1692303, 1692444	1707381	6503BR		P.T.O.; Mfr. No. 1691972	1705106	6937	
1716H Drive; Mfr. No. 1692044, 1692446, 1692633	170164	6877		AC130 Trans.	1728008	6709BR	
Drive; Mfr. No. 1692837	1707381	6503BR		Deck Drive; W/42" Deck; W/Large Pulley	1732955	6710BR	
1717H Drive; Mfr. No. 1692839	1707381	6503BR		Deck Drive; W/46" Deck	1732956	6715BR	
Drive; Mfr. No. 1693395	1719398	6714BR		AC130 AWS Drive	7101794	6474BR	
1718H Drive; Mfr. No. 1692036, 1692448	170164	6877		Primary; W/46" Deck	1727869	6798BR	
Drive; Mfr. No. 1692578, 1692841	1707381	6503BR		Secondary; W/46" Deck	037X66	A45	
Drive; Mfr. No. 1693397, 1693835	1719398	6714BR		B1 Arbor; W/42" Deck	2025364	6434BR	
1720H Drive; W/P.S.; Mfr. No. 1693399	1719398	6714BR		Belt; W/63" Belt O.C.	2026574	6863	
1723H Drive; W/P.S.; Mfr. No. 1693814	1719398	6714BR		Belt; W/64" Belt O.C.	2027145	6864	
1816H Drive; Mfr. No. 1691769	1656960	6811BR		Belt; W/88" Belt O.C.; W/36" Deck	2027639	6988	
1817H Drive; Mfr. No. 1691682	1656960	6811BR		Belt; W/96" Belt O.C.; W/36" Deck	2027624	6996	
1914H Ultima P.T.O.; Mfr. No. 1691387	1674726	②A34		Belt; 2nd Type	2026755	6839	
1916H Ultima P.T.O.; Mfr. No. 1691389	1674726	②A34		Cross Deck; W/32" Deck	2025893	6848	
				Cross Deck; W/48" Deck	2027121	6845	
				Drive; W/26" Belt O.C.; Mfr. No. 2025014	2025436	6826	
				Drive; W/32" Deck	2025236	6956	
				Drive; W/35" Belt O.C.; Mfr. No. 2025014	2025309	6835	
				Drive; W/45" Belt O.C.; Mfr. No. 2025014	2025492	6945	
				Gear Box; W/42" Belt O.C.	2025641	6942	
				Gear Box; W/49" Belt O.C.	2025712	6949	
				Gen.; W/36" Belt O.C.	2025461	7360	
				Gen.; W/39" Belt O.C.	2026869	7390	
				Hydro. Lift	2026378	6722	
				Main Drive; W/32" Deck	2025641	6942	

② Two Required.

Belts for Riding Mowers

Application	OEM No.	Standard Belts	Premium Belts
ALLIS-CHALMERS - Continued			
B1 - Continued			
Mower; W/42" Deck	2025341		6844
Mower; W/47" Belt O.C.; W/48" Deck	2027581		6847
Mower; W/85" Belt O.C.; W/48" Deck	2027114		6885
P.T.O.	2025663		6835
Spindle; W/32" Deck	2025879		6863
Trans.; W/10" Pulley	2025712		6949
Trans.; W/6" Pulley	2025641		6942
Trans.; W/8" Pulley	2025492		6945
B10			
Arbor; W/42" Deck	2025364		6434BR
Belt; W/63" Belt O.C.	2026574		6863
Belt; W/64" Belt O.C.	2027145		6864
Belt; W/88" Belt O.C.; W/36" Deck	2027639		6988
Belt; W/96" Belt O.C.; W/36" Deck	2027624		6996
Belt; 2nd Type	2026755		6839
Cross Deck; W/32" Deck	2025893		6848
Cross Deck; W/48" Deck	2027121		6845
Drive; W/26" Belt O.C.; Mfr. No. 2025014	2025436		6826
Drive; W/32" Deck	2025236		6956
Drive; W/35" Belt O.C.; Mfr. No. 2025014	2025309		6835
Drive; W/45" Belt O.C.; Mfr. No. 2025014	2025492		6945
Gear Box; W/42" Belt O.C.	2025641		6942
Gear Box; W/49" Belt O.C.	2025712		6949
Gen.	2026066		7380
Hydro. Lift	2026378		6722
Main Drive; W/32" Deck	2025641		6942
Mower; W/42" Deck	2025341		6844
Mower; W/47" Belt O.C.; W/48" Deck	2027581		6847
Mower; W/85" Belt O.C.; W/48" Deck	2027114		6885
P.T.O.; Ser. No. 5000 & Before	2026081		6836
P.T.O.; Ser. No. 5001 & After	2025663		6835
Spindle; W/32" Deck	2025879		6863
Trans.; W/10" Pulley	2025712		6949
Trans.; W/6" Pulley	2025641		6942
Trans.; W/8" Pulley	2025492		6945
B12			
Arbor; W/42" Deck	2025364		6434BR
Belt; W/63" Belt O.C.	2026574		6863
Belt; W/64" Belt O.C.	2027145		6864
Belt; W/88" Belt O.C.; W/36" Deck	2027639		6988
Belt; W/96" Belt O.C.; W/36" Deck	2027624		6996
Cross Deck; W/32" Deck	2025893		6848
Cross Deck; W/48" Deck	2027121		6845
Drive; W/26" Belt O.C.; Mfr. No. 2025014	2025436		6826
Drive; W/32" Deck	2025236		6956
Drive; W/35" Belt O.C.; Mfr. No. 2025014	2025309		6835
Drive; W/45" Belt O.C.; Mfr. No. 2025014	2025492		6945
Gear Box	2025641		6942
Gen.	2026869		7390
Hydro. Lift	2026378		6722
Main Drive; W/32" Deck	2025641		6942
Mower; W/42" Deck	2025341		6844
Mower; W/47" Belt O.C.; W/48" Deck	2027581		6847
Mower; W/85" Belt O.C.; W/48" Deck	2027114		6885
P.T.O.; W/34" Belt O.C.	2027168		6834
P.T.O.; W/49" Belt O.C.	2025712		6949
Spindle; W/32" Deck	2025879		6863
B110			
Arbor; W/42" Deck	2025364		6434BR
Belt; W/61" Belt O.C.	2027102		6861
Belt; W/63" Belt O.C.	2026574		6863
Belt; W/64" Belt O.C.	2027145		6864
Belt; W/88" Belt O.C.; W/36" Deck	2027639		6988
Belt; W/96" Belt O.C.; W/36" Deck	2027624		6996
Cross Deck; W/32" Deck	2025893		6848
Cross Deck; W/48" Deck	2027121		6845
Drive; W/26" Belt O.C.; Mfr. No. 2025014	2025436		6826
Drive; W/32" Deck	2025236		6956

Application	OEM No.	Standard Belts	Premium Belts
ALLIS-CHALMERS - Continued			
B110 - Continued			
Drive; W/35" Belt O.C.; Mfr. No. 2025014	2025309		6835
Drive; W/45" Belt O.C.; Mfr. No. 2025014	2025492		6945
Gear Box; W/42" Belt O.C.	2025641		6942
Gear Box; W/49" Belt O.C.	2025712		6949
Gen.	2026066		7380
Hydro. Lift	2026378		6722
Main Drive; W/32" Deck	2025641		6942
Mower; W/42" Deck	2025341		6844
Mower; W/47" Belt O.C.; W/48" Deck	2027581		6847
Mower; W/85" Belt O.C.; W/48" Deck	2027114		6885
P.T.O.; Ser. No. 5000 & Before	2026081		6836
P.T.O.; Ser. No. 5001 & After	2025663		6835
Spindle; W/32" Deck	2025879		6863
Trans.; W/10" Pulley	2025712		6949
Trans.; W/6" Pulley	2025641		6942
Trans.; W/8" Pulley	2025492		6945
B112			
Arbor; W/42" Deck	2025364		6434BR
Belt; W/63" Belt O.C.	2026574		6863
Belt; W/64" Belt O.C.	2027145		6864
Belt; W/70" Belt O.C.	2027134		6870
Belt; W/88" Belt O.C.; W/36" Deck	2027639		6988
Belt; W/96" Belt O.C.; W/36" Deck	2027624		6996
Belt; 2nd Type	2026755		6839
Cross Deck; W/32" Deck	2025893		6848
Cross Deck; W/48" Deck	2027121		6845
Drive; W/26" Belt O.C.; Mfr. No. 2025014	2025436		6826
Drive; W/35" Belt O.C.; Mfr. No. 2025014	2025309		6835
Drive; W/45" Belt O.C.; Mfr. No. 2025014	2025492		6945
Gear Box	2025641		6942
Gen.	2026869		7390
Hydro. Lift	2026378		6722
Main Drive; W/32" Deck	2025641		6942
Mower; W/42" Deck	2025893		6848
Mower; W/47" Belt O.C.; W/48" Deck	2027581		6847
Mower; W/85" Belt O.C.; W/48" Deck	2027114		6885
Spindle; W/32" Deck	2025879		6863
B206			
Arbor; W/42" Deck	2025364		6434BR
Belt; W/39" Belt O.C.	2026755		6839
Belt; W/63" Belt O.C.	2026574		6863
Belt; W/64" Belt O.C.	2027145		6864
Belt; W/88" Belt O.C.; W/36" Deck	2027639		6988
Belt; W/96" Belt O.C.; W/36" Deck	2027624		6996
Blade; W/73" Belt O.C.	1602157	2730	6873
Blade; W/36" Deck	1601520		6870
Cross Deck; W/32" Deck	2025893		6848
Cross Deck; W/48" Deck	2027121		6845
Drive; W/26" Belt O.C.; Mfr. No. 2025014	2025436		6826
Drive; W/32" Deck	2025236		6956
Drive; W/35" Belt O.C.; Mfr. No. 2025014	2025309		6835
Drive; W/45" Belt O.C.; Mfr. No. 2025014	2025492		6945
Main Drive; W/32" Deck	2025641		6942
Mower Drive; W/26" Deck	1602157		6873
Mower; W/42" Deck	2025341		6844
Mower; W/47" Belt O.C.; W/48" Deck	2027581		6847
Mower; W/85" Belt O.C.; W/48" Deck	2027114		6885
Spindle; W/32" Deck	2025879		6863
Trans.	1601405		6840
B207; B208			
Arbor; W/42" Deck	2025364		6434BR
Belt; W/39" Belt O.C.	2026755		6839
Belt; W/63" Belt O.C.	2026574		6863
Belt; W/64" Belt O.C.	2027145		6864
Belt; W/88" Belt O.C.; W/36" Deck	2027639		6988
Belt; W/96" Belt O.C.; W/36" Deck	2027624		6996
Blade; W/36" Deck	1601520		6870
Countershaft To Trans.	1601672		6799BR
Cross Deck; W/32" Deck	2025893		6848

Lawn & Garden Equipment

Belts for Riding Mowers

Lawn & Garden Equipment

Application	OEM No.	Standard Belts	Premium Belts
ALLIS-CHALMERS - Continued			
B207; B208 - Continued			
Cross Deck; W/48" Deck	2027121		6845
Drive; W/26" Belt O.C.; Mfr. No. 2025014	2025436		6826
Drive; W/32" Deck	2025236		6956
Drive; W/35" Belt O.C.; Mfr. No. 2025014	2025309		6835
Drive; W/45" Belt O.C.; Mfr. No. 2025014	2025492		6945
Eng. To Countershaft	1601405		6840
Eng. To Deck	1601524		6878
Gen.	1601238		7340
Main Drive; W/32" Deck	2025641		6942
Mower Drive; W/26" Deck	1602157		6873
Mower; W/42" Deck	2025341		6844
Mower; W/47" Belt O.C.; W/48" Deck	2027581		6847
Mower; W/85" Belt O.C.; W/48" Deck	2027114		6885
Spindle; W/32" Deck	2025879		6863
B210; B212			
Arbor; W/42" Deck	2025364		6434BR
Belt; W/39" Belt O.C.	2026755		6839
Belt; W/63" Belt O.C.	2026574		6863
Belt; W/64" Belt O.C.	2027145		6864
Belt; W/88" Belt O.C.; W/36" Deck	2027639		6988
Belt; W/96" Belt O.C.; W/36" Deck	2027624		6996
Blade; W/36" Deck	1601520		6870
Cross Deck; W/32" Deck	2025893		6848
Cross Deck; W/48" Deck	2027121		6845
Drive; W/26" Belt O.C.; Mfr. No. 2025014	2025436		6826
Drive; W/32" Deck	2025236		6956
Drive; W/35" Belt O.C.; Mfr. No. 2025014	2025309		6835
Drive; W/45" Belt O.C.; Mfr. No. 2025014	2025492		6945
Gen.	2026869		7390
Hydro. Lift	2026378		6722
Main Drive; W/32" Deck	2025641		6942
Mower Drive; W/26" Deck	1602157		6873
Mower; W/42" Deck	2025341		6844
Mower; W/47" Belt O.C.; W/48" Deck	2027581		6847
Mower; W/85" Belt O.C.; W/48" Deck	2027114		6885
P.T.O.	2027709		6829
Spindle; W/32" Deck	2025879		6863
Big 10			
Arbor; W/42" Deck	2025364		6434BR
Belt; W/63" Belt O.C.	2026574		6863
Belt; W/64" Belt O.C.	2027145		6864
Belt; W/88" Belt O.C.; W/36" Deck	2027639		6988
Belt; W/96" Belt O.C.; W/36" Deck	2027624		6996
Belt; 2nd Type	2026755		6839
Cross Deck; W/32" Deck	2025893		6848
Cross Deck; W/48" Deck	2027121		6845
Drive; W/26" Belt O.C.; Mfr. No. 2025014	2025436		6826
Drive; W/32" Deck	2025236		6956
Drive; W/35" Belt O.C.; Mfr. No. 2025014	2025309		6835
Drive; W/45" Belt O.C.; Mfr. No. 2025014	2025492		6945
Gear Box; W/42" Belt O.C.	2025641		6942
Gear Box; W/49" Belt O.C.	2025712		6949
Gen.; W/36" Belt O.C.	2025461		7360
Gen.; W/39" Belt O.C.	2026869		7390
Hydro. Lift	2026378		6722
Main Drive; W/32" Deck	2025641		6942
Mower; W/42" Deck	2025341		6844
Mower; W/47" Belt O.C.; W/48" Deck	2027581		6847
Mower; W/85" Belt O.C.; W/48" Deck	2027114		6885
P.T.O.	2025663		6835
Spindle; W/32" Deck	2025879		6863
Trans.; W/10" Pulley	2025712		6949
Trans.; W/6" Pulley	2025641		6942
Trans.; W/8" Pulley	2025492		6945
Express			
Drive; W/14.5 H.P. Eng.; Mfr. No. 1693452	1665450		6627BR

Application	OEM No.	Standard Belts	Premium Belts
ALLIS-CHALMERS - Continued			
Express - Continued			
Drive; W/15 H.P. Eng.; Mfr. No. 16934581717397			6798BR
Drive; W/17 H.P. Eng.; Mfr. No. 1693525	1717397		6798BR
HB112; HB212			
Arbor; W/42" Deck	2025364		6434BR
Belt; W/63" Belt O.C.	2026574		6863
Belt; W/64" Belt O.C.	2027145		6864
Belt; W/88" Belt O.C.; W/36" Deck	2027639		6988
Belt; W/96" Belt O.C.; W/36" Deck	2027624		6996
Clutch	2027581		6847
Cross Deck; W/32" Deck	2025893		6848
Cross Deck; W/48" Deck	2027121		6845
Drive; W/26" Belt O.C.; Mfr. No. 2025014	2025436		6826
Drive; W/32" Deck	2025236		6956
Drive; W/35" Belt O.C.; Mfr. No. 2025014	2025309		6835
Drive; W/45" Belt O.C.; Mfr. No. 2025014	2025492		6945
Gen.	2026869		7390
Hydro. Lift	2026378		6722
Main Drive; W/32" Deck	2025641		6942
Mower; W/42" Deck	2025341		6844
Mower; W/47" Belt O.C.; W/48" Deck	2027581		6847
Mower; W/85" Belt O.C.; W/48" Deck	2027114		6885
P.T.O.	2027709		6829
Rear P.T.O.	2025712		6949
Spindle; W/32" Deck	2025879		6863
Homesteader 6; Homesteader 7			
Blade; W/78" Belt O.C.	1601524		6878
Blade; W/83" Belt O.C.	1604406		6444BR
Trans.	1607051		6870
Homesteader 8			
Arbor; W/36" Deck	1602157		6873
Belt; W/82" Belt O.C.	2025364		6434BR
Belt; W/96" Belt O.C.	2027624		6996
Blade	1602157	2730	6873
Gen.	1601238		7340
Mower; Ser. No. 26601001 & After; W/36" Deck	2029715		6879
P.T.O.	1601524		6878
Trans.	2028035		6775BR
Scamp 5			
Belt; W/24" Deck	2025893	2480	6848
Belt; W/26" Deck	2029223	2440	6844
Trans.	2028241		6831
Scamp 8			
Drive	2029660		6862
P.T.O. To Mower	2029582		A133
ZT			
Drive; W/14 H.P. Eng.; Mfr. No. 1693469	1719381		6838
Drive; W/16 H.P. Eng.; Mfr. No. 1693475	1719381		6838
Drive; W/18 H.P. Eng.; Mfr. No. 1693232	1719381		6838
AMERICAN HARDWARE			
127-364			
Deck	7540342		6866
130-460; 130-470			
Blade	7540118		6963
Trans.	7540937	3590	6959
131-480			
Blade	7540145		6488BR
Drive; W/31" Belt O.C.	7540136		6931
Drive; W/52" Belt O.C.	7540147	3520	6952
137-322; 137-332			
Deck	7540342		6866
137-504			
Drive; W/35" Belt O.C.	7540241		6494BR
Drive; W/38" Belt O.C.	7540240		6511BR

Belts for Riding Mowers

Application	OEM No.	Standard Belts	Premium Belts
AMERICAN HARDWARE - Continued			
141-660; 141-690; 142-669			
Gen.	7540134		7330
Trans.	7540112	3800	6980
142-760			
Gen.	7540139		7380
P.T.O.	7540165		6834
142-990			
P.T.O.	7540165		6834
143-660; 143-760			
Blade	7540184		6852
Deck	7540180		6510BR
Gen.	7540134		7330
Trans.	7540182	3810	6981
143-960			
Gen.	7540139		7380
P.T.O.	7540165		6834
143-990			
P.T.O.	7540165		6834
144-672			
Blade	7540184		6852
Deck	7540180		6510BR
Gen.	7540134		7330
Trans.	7540182	3810	6981
144-761			
Drive	7540182	3810	6981
Gen.	7540134		7330
144-960			
Gen.	7540139		7380
P.T.O.	7540165		6834
144-990			
P.T.O.	7540165		6834
145-960; 145-990			
Gen.	7540139		7380
P.T.O.	7540165		6834
Trans.	7540124		6857
09405			
Belt; W/40" Belt O.C.	7540244		6840
Belt; W/59" Belt O.C.	7540245		6859
14925			
Blade	7540151		6967
Deck	7540138	3500	6950
Traction	7540136		6931
14938			
Blade	7540145		6488BR
Trans.	7540226		6551BR
20508			
Drive	37X38		6425BR
21866			
Blade	7540184		6852
Deck	7540180		6510BR
Gen.	7540134		7330
Trans.	7540182	3810	6981
26861			
Blade	37X34		6877
Drive	37X27		6434BR
37277			
Trans.	7540281		6405BR
Belt; W/39" Belt O.C.	7540271		6557BR
39510			
Blade	7540167		6964
Trans.	7540198		6451BR
39511			
Blade	7540145		6488BR
Drive; W/37" Belt O.C.	7540173	3370	6937
Drive; W/65" Belt O.C.	7540191		6865
39512			
Blade; W/51" Belt O.C.	7540188		6951
Blade; W/52" Belt O.C.	7540264		6639BR
Trans.; W/30" Belt O.C.	7540249		6930
Trans.; W/35" Belt O.C.	7540101		6517BR

Application	OEM No.	Standard Belts	Premium Belts
AMERICAN HARDWARE - Continued			
41420			
Trans.	7540281		6405BR
Belt; W/69" Belt O.C.	7540145		6488BR
41640			
Drive	7540264		6639BR
41642			
Eng. To Deck	7540264		6639BR
Primary Variator	7540241		6494BR
Secondary Variator	7540240		6511BR
42387			
Gen.	7540134		7330
Trans.	7540112	3800	6980
Belmont			
P.T.O.	7540165		6834
Trans.	7540124		6857
Bradley 134-445			
Blade	7540178	3820	6982
Drive	7540185		6849
Denison 133-485; Denison 134-485			
Trans.	7540127		6966
Jamestown 134-400			
Blade	7540188		6951
Drive	7540101		6517BR
Jefferson 132-360			
Blade	7540107		6830
Trans.	7540936		6847
Kingwood			
Gen.	7540169		7355
P.T.O.	7540165		6834
Lagrange 134-495			
Blade	7540145		6488BR
Drive; W/37" Belt O.C.	7540173	3370	6937
Drive; W/65" Belt O.C.	7540191		6865
Madison 132-485			
Drive	7540138	3500	6950
Trans.	7540136		6931
Marquette 133-480			
Trans.	7540127		6966
Millbrook 130-430; Millbrook 131-435;			
Millbrook 132-435			
Deck	7540127		6966
Drive	7540135		6925
Trans.	7540136		6931
Oakwood 134-395			
Drive	7540164	2630	6863
Parkhill 132-480			
Drive	7540138	3500	6950
Trans.	7540136		6931
Servistar 130-400			
Blade	7540188		6951
Drive	7540101		6517BR
Servistar 130-465			
Blade	7540151		6967
Deck	7540138	3500	6950
Traction	7540136		6931
Servistar 130-497			
Blade	7540145		6488BR
Trans.	7540226		6882
Servistar 130-780			
Deck; W/Optional 44" Deck	7540230		6755BR
Drive	7540245		6859
Transaxle	7540255		6837
Servistar 130-796			
Blade	7540198		6451BR
Trans.	7540207		6842
Servistar 15331; Servistar 15831			
Blade	7540151		6967
Trans.	7540191		6865

Lawn & Garden Equipment

Belts for Riding Mowers

Application	OEM No.	Standard Belts	Premium Belts
AMERICAN HARDWARE - Continued			
Springhill			
Trans.	7540182		6981
Whitehall 130-415; Whitehall 132-418; Whitehall 133-420			
Deck	7540147	3520	6952
Drive	7540135		6925
Trans.	7540136		6931
Williams 133-380; Williams 134-380			
Blade; W/25" Deck	7540138	3500	6950
Drive	7540164	2630	6863
AMERICAN HARDWARE SERVISTAR			
14925			
Blade	7540151	3670	6967
Eng. To Variator	7540138	3500	6950
Variator To Trans.	7540136	3310	6931
15331			
Blade	7540151	3670	6967
AMERICAN YARD PROD.			
1A1A1A; 1C1A7A			
Deck	131264		6458BR
1D2A3A; 1E2A9A			
Deck	131290		6459BR
1H2A9A			
Deck	131290		6459BR
Ground Drive	126520X		6459BR
2C3B1A; 2C3B1B			
Deck	144200		6463BR
Ground Drive	130801		6758BR
2D3B3B; 2D3B3C			
Deck	126520X		6459BR
Ground Drive	138255		6758BR
2D3B3D			
Deck	144200		6463BR
Ground Drive	130801		6758BR
2E3B3A			
Deck	131290		6459BR
2E3B3B			
Deck	126520X		6459BR
Ground Drive	138255		6758BR
2E3B3C; 2E3B3D			
Deck	144200		6463BR
Ground Drive	130801		6758BR
2H4B38A			
Deck	130969		6457BR
2H4B3A			
Deck	130969		6457BR
Ground Drive	138255		6758BR
2H4B3B			
Deck	140067		6551BR
Ground Drive	130801		6758BR
2H4B3C; 2H4B3E			
Deck	144200		6463BR
Ground Drive	130801		6758BR
2H4B6B; 2H4B6C			
Deck	144200		6463BR
2H4D3A; 2H4D3B; 2H4D3C			
Deck	144200		6463BR
Ground Drive	130801		6758BR
2K4B3A; 2K4B9A			
Deck	130969		6457BR
Ground Drive	138255		6758BR
2P4B9A			
Deck	140067		6551BR
Ground Drive	130801		6758BR
2P4B9B			
Deck	144200		6463BR
Ground Drive	130801		6758BR

Application	OEM No.	Standard Belts	Premium Belts
AMERICAN YARD PROD. - Continued			
2P4C3A			
Deck	130969		6457BR
Ground Drive	138255		6758BR
2Q4B9A; 2Q4B9B			
Deck	144200		6463BR
Ground Drive	130801		6758BR
4P6D9A			
Deck	131290		6459BR
6A1A1E; 6C1A7E; 6H1A9D			
Deck	131264		6458BR
7H4B6A			
Deck	144200		6463BR
7H4B8A			
Deck	144200		6463BR
Ground Drive	130801		6758BR
11HP92			
Deck	131264		6458BR
Ground Drive	126520X		6459BR
12HP-97CM			
Deck	144200		6463BR
Ground Drive	130801		6758BR
13HP92			
Deck	165555		6579BR
850-6552			
Deck	130969		6457BR
Drive	131006		6898
917.252500; 917.252520; 917.252521;			
917.252580			
Deck	144200		6463BR
Ground Drive	130801		6758BR
3363			
Deck	124293X		6880
Ground Drive	126520X		6459BR
3380-14			
Deck	106085X		6672BR
Ground Drive	125907X		6713BR
3381E94			
Deck	106085X		6672BR
3383-14			
Deck	106085X		6672BR
Ground Drive	125907X		6713BR
3420-24; 3420-34			
Deck	130969		6457BR
Drive	131006		6898
3420-44			
Deck	140067		6551BR
Ground Drive	130801		6758BR
3420-54; 3420-64; 3420-74			
Deck	144200		6463BR
Ground Drive	130801		6758BR
3420-74A			
Deck	144959		6758BR
Ground Drive	130801		6758BR
3420-74B			
Deck	144200		6463BR
Ground Drive	130801		6758BR
3420-84			
Deck	144200		6463BR
3421H-74			
Deck	144200		6463BR
Ground Drive	156971		6558BR
3421H-74A			
Ground Drive	156971		6558BR
3421H-74B			
Deck	144200		6463BR
Ground Drive	156971		6558BR
3441E94			
Deck	106085X		6672BR

Belts for Riding Mowers

Application	OEM No.	Standard Belts	Premium Belts
AMERICAN YARD PROD. - Continued			
4180-24; 4180-24B; 4180-34			
Deck	106085X		6672BR
Ground Drive	123796X		6432BR
4180-44; 4180-54; 4180-64; 4181-44			
Ground Drive	123796X		6432BR
Primary	131264		6458BR
Secondary	131290		6459BR
4186-64			
Primary	148763		6702BR
4200-14; 4200-34			
Ground Drive	110883X		6899
Primary	110884X		6714BR
Secondary	3703J		A98
4200-44; 4200V-44; 4200V-54			
Ground Drive	137153		6798BR
Primary	139573		6798BR
Secondary	138255		6758BR
4220-74; 4220-84			
Ground Drive	137153		6798BR
4221-84; 4221H-74			
Ground Drive	140218		6811BR
Primary	139573		6798BR
Secondary	144959		6758BR
6421H-74; 7124A89			
Deck	144200		6463BR
7143A89			
Deck	144200		6463BR
Ground Drive	130801		6758BR
7177A89; 7187A89			
Deck	144200		6463BR
8927B			
Deck	130969		6457BR
Drive	131006		6898
9149A89; 9149B89; 9191A89			
Deck	144200		6463BR
95189			
Deck	130969		6457BR
Drive	131006		6898
259720; 259721; 259722; 259723; 259724;			
270450			
Deck	144200		6463BR
Ground Drive	130801		6758BR
270451			
Deck	144200		6463BR
271150			
Deck	144200		6463BR
Ground Drive	160855		6432BR
271470; 271471; 271490; 271491			
Deck	144200		6463BR
279370			
Deck	144959		6758BR
Ground Drive	130801		6758BR
421170; 421171; 421172			
Deck	144200		6463BR
421360C; 421361			
Ground Drive	140218		6811BR
Primary	139573		6798BR
Secondary	144959		6758BR
425170; 425171			
Deck	131290		6459BR
Ground Drive	130801		6758BR
425180; 425181			
Ground Drive	123796X		6432BR
Primary	131264		6458BR
Secondary	131290		6459BR
440500; 440501			
Deck	144200		6463BR
Ground Drive	130801		6758BR

Application	OEM No.	Standard Belts	Premium Belts
AMERICAN YARD PROD. - Continued			
446400			
Deck	144200		6463BR
951890; 951891			
Deck	130969		6457BR
Drive	131006		6898
951941			
Ground Drive	137153		6798BR
Primary	139573		6798BR
Secondary	138255		6758BR
951942; 951942C; 951943; 951944			
Ground Drive	137153		6798BR
AB13107B			
Deck	144200		6463BR
Ground Drive	130801		6758BR
AK125H42B			
Deck	144200		6463BR
AK12542C			
Deck	144200		6463BR
Ground Drive	130801		6758BR
AK12542D			
Deck	144959		6758BR
Ground Drive	130801		6758BR
AP12R38A			
Deck	126520X		6459BR
Ground Drive	124525X		6889
AP125HR38A			
Deck	126520X		6459BR
AY12B36C			
Deck	131264		6458BR
Ground Drive	126520X		6459BR
AY1236A; AY1236B			
Deck	131264		6458BR
AY1236E			
Deck	131264		6458BR
Ground Drive	126520X		6459BR
AY12536A; AY12536B			
Deck	131264		6458BR
AYF1236C			
Deck	131264		6458BR
Ground Drive	126520X		6459BR
AYP1124A69; AYP1143A69; AYP1184A69			
Deck	144200		6463BR
Ground Drive	130801		6758BR
AYP7122A29; AYP7122B29			
Deck	131290		6459BR
AYP7124A49			
Deck	130969		6457BR
Ground Drive	138255		6758BR
AYP7124A59; AYP7124A69; AYP7124A79;			
AYP7124B59; AYP7124B79			
Deck	144200		6463BR
Ground Drive	130801		6758BR
AYP7124C49			
Deck	140067		6551BR
Ground Drive	130801		6758BR
AYP7134A99			
Deck	144200		6463BR
Ground Drive	130801		6758BR
AYP7143A49			
Deck	130969		6457BR
Ground Drive	138255		6758BR
AYP7143A59; AYP7143A69; AYP7143A79;			
AYP7143A99			
Deck	144200		6463BR
Ground Drive	130801		6758BR
AYP7143B49			
Deck	130969		6457BR
Ground Drive	138255		6758BR

Lawn & Garden Equipment

Belts for Riding Mowers

Application	OEM No.	Standard Belts	Premium Belts
AMERICAN YARD PROD. - Continued			
AYP7143B59			
Deck	144200		6463BR
Ground Drive	130801		6758BR
AYP7143B79			
Deck	144959		6758BR
Ground Drive	130801		6758BR
AYP7143B89			
Deck	144200		6463BR
AYP7143C49			
Deck	140067		6551BR
Ground Drive	130801		6758BR
AYP7143C79			
Deck	144200		6463BR
Ground Drive	130801		6758BR
AYP7147A29; AYP7147B29			
Deck	130969		6457BR
Ground Drive	138255		6758BR
AYP7148A49			
Deck	140067		6551BR
Ground Drive	130801		6758BR
AYP7157A79			
Deck	144200		6463BR
Ground Drive	130801		6758BR
AYP7157B79			
Deck	144959		6758BR
Ground Drive	130801		6758BR
AYP7158A49			
Deck	140067		6551BR
Ground Drive	130801		6758BR
AYP7159A59; AYP7159A69			
Deck	144200		6463BR
Ground Drive	130801		6758BR
AYP7167A29; AYP7167A39			
Deck	130969		6457BR
Drive	131006		6898
AYP7167A59; AYP7167A69; AYP7167A79			
Deck	144200		6463BR
Ground Drive	130801		6758BR
AYP7167B29			
Deck	130969		6457BR
Drive	131006		6898
AYP7167B79			
Deck	144959		6758BR
Ground Drive	130801		6758BR
AYP7167C79; AYP7169A99; AYP7169B99; AYP7178B99; AYP7178C99			
Deck	144200		6463BR
Ground Drive	130801		6758BR
AYP7183A49			
Deck	130969		6457BR
Ground Drive	138255		6758BR
AYP7184A59; AYP7184A69; AYP7184B69; AYP7187A99			
Deck	144200		6463BR
Ground Drive	130801		6758BR
AYP8186A29			
Deck	106085X		6672BR
Ground Drive	123796X		6432BR
AYP8186A49; AYP8186A59			
Ground Drive	123796X		6432BR
Primary	131264		6458BR
Secondary	131290		6459BR
AYP8186A79; AYP8186B79			
Ground Drive	123796X		6432BR
Primary	158818		6444BR
Secondary	144959		6758BR
AYP8188A69			
Ground Drive	137153		6798BR
Primary	148763		6702BR

Application	OEM No.	Standard Belts	Premium Belts
AMERICAN YARD PROD. - Continued			
AYP8188A79; AYP8188A89; AYP8188B89			
Ground Drive	137153		6798BR
AYP8196A89; AYP8196A99; AYP8196B89			
Ground Drive	163817		6432BR
Primary	158818		6444BR
Secondary	144959		6758BR
AYP8209A49			
Ground Drive	137153		6798BR
Primary	139573		6798BR
Secondary	138255		6758BR
AYP8209A59; AYP8209A79; AYP8209A89; AYP8209A99; AYP8209B89			
Ground Drive	137153		6798BR
AYP8228A49			
Ground Drive	140218		6811BR
Primary	139573		6798BR
Secondary	138255		6758BR
AYP8228A59; AYP8228A69; AYP8228A79; AYP8228A89; AYP8228B89; AYP8248A99			
Ground Drive	140218		6811BR
Primary	139573		6798BR
Secondary	144959		6758BR
AYP9120A29			
Deck	131264		6458BR
AYP9120A59; AYP9120B49; AYP9120B59			
Deck	126520X		6459BR
Ground Drive	124525X		6889
AYP9128A29; AYP9128B29			
Deck	131290		6459BR
AYP9149A59; AYP9149A69			
Deck	144200		6463BR
AYP9149A79; AYP9149B79; AYP9149C79; AYP9158A79			
Deck	144200		6463BR
Ground Drive	156971		6558BR
AYP9158B79			
Ground Drive	156971		6558BR
AYP9159A59			
Deck	144200		6463BR
AYP9159A69			
Deck	144200		6463BR
Ground Drive	140294		6434BR
AYP9159B59; AYP9167A59; AYP9167A69			
Deck	144200		6463BR
AYP9167A79; AYP9167B79; AYP9167C79; AYP9167D79			
Deck	144200		6463BR
Ground Drive	156971		6558BR
AYP9169A99; AYP9177A89; AYP9177B89; AYP9178A99; AYP9178B99			
Deck	144200		6463BR
AYP9182A79; AYP9182B79; AYP9182C79			
Deck	144200		6463BR
Ground Drive	156971		6558BR
AYP9187A89; AYP9187A99			
Deck	144200		6463BR
AYP9187B89			
Deck	144200		6463BR
Ground Drive	140294		6434BR
AYP9191A99; AYP9191B89			
Deck	144200		6463BR
AYP9209A99			
Primary	148763		6702BR
BM125M92EJA; BM155H92EJA			
Deck	165555		6579BR
CB13H36A			
Deck	131264		6458BR

Belts for Riding Mowers

Application	OEM No.	Standard Belts	Premium Belts	Application	OEM No.	Standard Belts	Premium Belts
AMERICAN YARD PROD. - Continued				AMERICAN YARD PROD. - Continued			
CB15H42B				CP14542A; CP14542B; CP14542C			
Deck	144200		6463BR	Deck	144200		6463BR
CB1136C; CH1136A; CH1136B				Ground Drive	130801		6758BR
Deck	131264		6458BR	CS16H42A			
CH1238A				Ground Drive	156971		6558BR
Deck	131290		6459BR	CS16H42B			
CH1238B				Deck	144200		6463BR
Deck	131290		6459BR	Ground Drive	156971		6558BR
Ground Drive	130801		6758BR	CS12538A			
CH14542A; CH14542B				Deck	144200		6463BR
Deck	144200		6463BR	Ground Drive	130801		6758BR
Ground Drive	130801		6758BR	CSGT18546A			
CHD145H42A				Ground Drive	123796X		6432BR
Deck	144200		6463BR	Primary	158818		6444BR
Ground Drive	156971		6558BR	Secondary	144959		6758BR
CHD145H42C; CHD145H42D				CT10L36A; CT10L36B; CT10L36C			
Deck	144200		6463BR	Deck	131264		6458BR
CHD12538A; CHD12538B				CT12T38A; CT12T38B; CT12T38C			
Deck	144200		6463BR	Deck	144200		6463BR
Ground Drive	130801		6758BR	Ground Drive	130801		6758BR
CHD12538C				CT12T38D			
Deck	144200		6463BR	Deck	144200		6463BR
CHD12538D; CHD14542A; CLT4216B;				CT12T38E			
CM1238A				Deck	144200		6463BR
Deck	144200		6463BR	Ground Drive	130801		6758BR
Ground Drive	130801		6758BR	CT20V50A; CT20V50B; CT20V50C			
CP10L36A				Ground Drive	137153		6798BR
Deck	131264		6458BR	CT125R38A			
CP12TR38A				Deck	131290		6459BR
Deck	126520X		6459BR	Ground Drive	126520X		6459BR
Ground Drive	124525X		6889	CT125R38B			
CP18H42A				Deck	131290		6459BR
Deck	144200		6463BR	CT1138A			
CP125T38A				Deck	106085X		6672BR
Deck	126520X		6459BR	Ground Drive	125907X		6713BR
Ground Drive	138255		6758BR	CT1138B; CT1138C			
CP1238A				Deck	131290		6459BR
Deck	131290		6459BR	CT1236C			
CP1442A				Deck	131264		6458BR
Deck	130969		6457BR	CT1236D; CT1236E			
Ground Drive	138255		6758BR	Deck	131264		6458BR
CP1442B				Ground Drive	126520X		6459BR
Deck	140067		6551BR	CT1238A			
Ground Drive	130801		6758BR	Deck	131290		6459BR
CP1642A				CT1238B			
Deck	144200		6463BR	Deck	126520X		6459BR
Ground Drive	130801		6758BR	Ground Drive	138255		6758BR
CP1842A; CP1842B; CP1842C				CT1238C; CT1238D			
Deck	130969		6457BR	Deck	144200		6463BR
Drive	131006		6898	Ground Drive	130801		6758BR
CP1842D				CT1442A			
Deck	140067		6551BR	Deck	130969		6457BR
Ground Drive	130801		6758BR	Ground Drive	138255		6758BR
CP1844C				CT1642A			
Deck	131290		6459BR	Deck	140067		6551BR
CP2050B				Ground Drive	130801		6758BR
Ground Drive	137153		6798BR	CT1842A			
Primary	139573		6798BR	Deck	144200		6463BR
Secondary	138255		6758BR	Ground Drive	130801		6758BR
CP10910A				CT1844A; CT1844E			
Deck	131264		6458BR	Deck	106085X		6672BR
CP12542A				Drive	123554X		6894
Deck	130969		6457BR	CT1844F			
Ground Drive	138255		6758BR	Deck	106085X		6672BR
CP12542LTA				Drive	123796X		6432BR
Deck	140067		6551BR	CT1844G; CT1844H; CT1844J			
Ground Drive	130801		6758BR	Ground Drive	123796X		6432BR
				Primary	131264		6458BR
				Secondary	131290		6459BR

Belts for Riding Mowers

Application	OEM No.	Standard Belts	Premium Belts
AMERICAN YARD PROD. - Continued			
CT2050B			
Ground Drive	137153		6798BR
Primary	139573		6798BR
Secondary	138255		6758BR
CT2050C			
Ground Drive	137153		6798BR
CT12538A			
Deck	106085X		6672BR
Ground Drive	125907X		6713BR
CT12538B			
Deck	131290		6459BR
CT12542A; CT12542B; CT12542C; CT12542D			
Deck	130969		6457BR
Ground Drive	138255		6758BR
CT12542E			
Deck	140067		6551BR
Ground Drive	130801		6758BR
CT12542F; CT12542G; CT12542H; CT12542J;			
CT12542K			
Deck	144200		6463BR
Ground Drive	130801		6758BR
CT12542L			
Deck	144959		6758BR
Ground Drive	130801		6758BR
CT12542M; CT12542N; CT12542P			
Deck	144200		6463BR
Ground Drive	130801		6758BR
CT12542R			
Deck	144200		6463BR
CT12542S			
Deck	144200		6463BR
Ground Drive	130801		6758BR
CT14538A			
Deck	126520X		6459BR
Ground Drive	138255		6758BR
CT14538B; CT14538C; CT14538D; CT14542A;			
CT14542B; CT14542C			
Deck	144200		6463BR
Ground Drive	130801		6758BR
CT14542D			
Deck	144959		6758BR
Ground Drive	130801		6758BR
CT14542E			
Deck	144200		6463BR
Ground Drive	130801		6758BR
CT14542F			
Deck	144200		6463BR
CT14542G; CT14542H			
Deck	144200		6463BR
Ground Drive	130801		6758BR
CT18544A; CT18544B			
Ground Drive	123796X		6432BR
Primary	131264		6458BR
Secondary	131290		6459BR
CTB1442A			
Deck	130969		6457BR
Drive	131006		6898
CTB12538B			
Deck	106085X		6672BR
Ground Drive	125907X		6713BR
CTH1642A; CTH1642B; CTH1642C			
Deck	144200		6463BR
CTH1642D; CTH1642E			
Deck	144200		6463BR
Ground Drive	156971		6558BR
CTH14542A; CTH14542B; CTH14542C			
Deck	144200		6463BR
CTH14542D; CTH14542E			
Ground Drive	156971		6558BR

Application	OEM No.	Standard Belts	Premium Belts
AMERICAN YARD PROD. - Continued			
CTH14542F			
Deck	144200		6463BR
Ground Drive	156971		6558BR
CTH14542G; CTH14542H; CTH14542J;			
CTH14542K; CTH16542A; CTH16542B			
Deck	144200		6463BR
CTL14R38A			
Deck	126520X		6459BR
Ground Drive	124525X		6889
CTL125R38A			
Deck	131290		6459BR
CTW14542A			
Deck	144200		6463BR
Ground Drive	130801		6758BR
DE11B36A; DE11B36B; DE11B36C;			
DE11B92A			
Deck	131264		6458BR
Ground Drive	126520X		6459BR
DE16H36RBA; DE16HT36RBA;			
DE145H36RBA; DE145H36RBC			
Deck	165555		6579BR
DE1136A; DE1136B; DE1136C			
Deck	131264		6458BR
Ground Drive	126520X		6459BR
DE1236RBA; DE1236RBB			
Deck	165555		6579BR
DE1242A			
Deck	144200		6463BR
Ground Drive	130801		6758BR
DE1336RBA; DE14536RBA			
Deck	165555		6579BR
DPR20H46STA; DPR20H46STB;			
DPR22H46STA; DPR22H46STB			
Primary	148763		6702BR
EHP1642A			
Deck	144959		6758BR
Ground Drive	130801		6758BR
EN11TB36A			
Deck	131264		6458BR
Ground Drive	126520X		6459BR
EN145RBA; EN145RBHA			
Deck	165555		6579BR
GM1442A			
Deck	140067		6551BR
Ground Drive	130801		6758BR
GM12538A			
Deck	131290		6459BR
GP1236A			
Deck	131264		6458BR
GPT13B36C			
Deck	131264		6458BR
Ground Drive	126520X		6459BR
GS12536A			
Deck	165555		6579BR
GS14536HA			
Deck	165555		6579BR
Drive	165632		6928BR
GT2500AR			
Deck	106085X		6672BR
Drive	123554X		6894
GT4418A; GT4418B; GT4418C; GT44185A			
Deck	131290		6459BR
HD2G4E8A			
Deck	144200		6463BR
Ground Drive	130801		6758BR
HD2G4E8B			
Deck Drive	144200		6463BR
Ground Drive	130801		6758BR

Belts for Riding Mowers

Application	OEM No.	Standard Belts	Premium Belts
AMERICAN YARD PROD. - Continued			
HD3K4E9A; HD3L4E9A; HD3L4E9B			
Deck	144200		6463BR
Ground Drive	130801		6758BR
HD3Q4E6A; HD3Q4E6B			
Deck Drive	144200		6463BR
HD3Q4E9A; HD3Q4E9B			
Deck	144200		6463BR
Ground Drive	130801		6758BR
HD19H42A			
Deck	144200		6463BR
HD145H42A			
Deck	144200		6463BR
Ground Drive	156971		6558BR
HD145H42B			
Ground Drive	156971		6558BR
HD145H42D			
Deck	144200		6463BR
Ground Drive	156971		6558BR
HD145H42E			
Deck	144200		6463BR
HD145H42F			
Deck	144200		6463BR
Ground Drive	156971		6558BR
HD145H42G; HD145H42H; HD145H42J			
Deck	144200		6463BR
HD185H46A; HD185H46B			
Primary	158818		6444BR
Secondary	144959		6758BR
HD1442A			
Deck	144200		6463BR
Ground Drive	130801		6758BR
HD2044A			
Ground Drive	123796X		6432BR
Primary	131264		6458BR
Secondary	131290		6459BR
HD12538A; HD12538B; HD12538C; HD12538D; HD12538E			
Deck	144200		6463BR
Ground Drive	130801		6758BR
HD12538F			
Deck	144200		6463BR
HD12538G; HD12538H; HD12538J; HD14542A; HD14542B			
Deck	144200		6463BR
Ground Drive	130801		6758BR
HDC145H42A; HDC145H42B; HDC145H42C; HDC145H42D			
Deck Drive	144200		6463BR
Ground Drive	156971		6558BR
HDC185H46A; HDC185H46B			
Primary	158818		6444BR
Secondary	144959		6758BR
HDC12538A; HDC12538B; HDC12538C; HDT1338A; HDT1542A			
Deck	144200		6463BR
Ground Drive	130801		6758BR
HN2050A			
Ground Drive	137153		6798BR
Primary	139573		6798BR
Secondary	138255		6758BR
L2400AR			
Deck	106085X		6672BR
Drive	125907X		6713BR
LC20VH50A			
Ground Drive	140218		6811BR
Primary	139573		6798BR
Secondary	144959		6758BR
LM145H42A			
Deck	144200		6463BR

Application	OEM No.	Standard Belts	Premium Belts
AMERICAN YARD PROD. - Continued			
LM145H42A - Continued			
Ground Drive	130801		6758BR
LT110CR			
Deck	106085X		6672BR
Drive	130969		6457BR
LT110DR; LT110FR; LT110GR; LT120AR; LT120CR			
Deck	106085X		6672BR
Drive	125907X		6713BR
LT4216A			
Deck	140067		6551BR
Ground Drive	130801		6758BR
LT4216B; LT4216C; LT4216D; LT4216E; LT4216F			
Deck	144200		6463BR
Ground Drive	130801		6758BR
LT4218A; LT4218B			
Deck	140067		6551BR
Ground Drive	130801		6758BR
LT4218C; LT4218D			
Deck	144200		6463BR
Ground Drive	130801		6758BR
LTH120AR			
Deck	106085X		6672BR
Drive	120418X		6880
LTT120AR			
Deck	106085X		6672BR
Drive	125907X		6713BR
M14542A; M14542B			
Deck	144200		6463BR
Ground Drive	130801		6758BR
MBA15T107A			
Deck	144959		6758BR
Ground Drive	130801		6758BR
MBA1392A; MBA1392B			
Deck	165555		6579BR
MBA16107A			
Deck	144200		6463BR
Ground Drive	130801		6758BR
MBA16107B			
Deck	144959		6758BR
Ground Drive	130801		6758BR
MT13H36D			
Deck	131264		6458BR
MT1336D			
Deck	131264		6458BR
Ground Drive	126520X		6459BR
MT12536RBA			
Deck	165555		6579BR
MT15536RBHA			
Deck	165555		6579BR
Drive	165632		6928BR
PC1338A; PC1538A; PC1538B			
Deck	144200		6463BR
Ground Drive	130801		6758BR
PC1538C			
Deck	144200		6463BR
Ground Drive	138255		6758BR
PC1844A			
Deck	106085X		6672BR
Drive	123554X		6894
PC12538A			
Deck	106085X		6672BR
Ground Drive	125907X		6713BR
PC14542A; PC14542B; PC14542C; PC14542D; PD1842STA; PD2042STA			
Deck	144959		6758BR
Ground Drive	130801		6758BR

Lawn & Garden Equipment

Belts for Riding Mowers

Application	OEM No.	Standard Belts	Premium Belts
AMERICAN YARD PROD. - Continued			
PDGT26H48A; PDGT26H48B			
Ground Drive	161597		6551BR
PO1538A; PO1538B; PO1538C			
Deck	144200	6463BR	
Ground Drive	130801	6758BR	
PO1742STA; PO1842STA; PO14542A; PO14542B; PO14542C; PO14542D; PO14542E; PO14542F; PO16542A			
Deck	144959	6758BR	
Ground Drive	130801	6758BR	
POGT20H48STA			
Drive	161741		6572BR
PP16H46; PP16H46A; PP16H46B			
Ground Drive	156971	6558BR	
PP18H46; PP18H46A; PP18H46B			
Ground Drive	161597		6551BR
PP20H46			
Primary	148763		6702BR
PP22H50; PP22H50A; PP22H50B; PP24H50A; PP24H50B			
Ground Drive	140218	6811BR	
Primary	139573	6798BR	
Secondary	144959	6758BR	
PP145H42; PP145H42A; PP145H42B			
Deck Drive	144200	6463BR	
Ground Drive	156971	6558BR	
PP165H42; PP165H42A			
Deck Drive	144200	6463BR	
Ground Drive	161597	6551BR	
PP1338; PP1338A; PP1338B; PP1338D			
Deck	144200	6463BR	
Ground Drive	130801	6758BR	
PP1846; PP1846A			
Ground Drive	137153		6798BR
PP11536; PP11536A			
Deck	131264	6458BR	
Ground Drive	126520X	6459BR	
PPR16H42STA; PPR17H42STA; PPR17H42STB			
Deck Drive	144200	6463BR	
PPR20H46STA			
Primary	148763		6702BR
PPR1742STA; PPR1742STB			
Deck	144200	6463BR	
Ground Drive	130801	6758BR	
PPR2042STA; PPR2042STB			
Deck	144959	6758BR	
Ground Drive	130801	6758BR	
PPR14542A; PPR14542B			
Deck	144200	6463BR	
Ground Drive	130801	6758BR	
PPRGT20H50A			
Ground Drive	140218	6811BR	
Primary	139573	6798BR	
Secondary	144959	6758BR	
PR20H46STA			
Primary	148763		6702BR
PR1642STA; PR1742STA; PR1742STB; PR1742STC; PR1742STD; PR1742STE; PR1742STF; PR1842STA; PR1842STB; PR1842STC			
Deck	144959	6758BR	
Ground Drive	130801	6758BR	
PR1842STD; PR2042; PR2042STA; PR17542STA; PR17542STB; PR17542STC; PR18542STA; PR18542STB; PR18542STC			
Deck	144959	6758BR	
Ground Drive	130801	6758BR	

Application	OEM No.	Standard Belts	Premium Belts
AMERICAN YARD PROD. - Continued			
PRGT20H50A; PRGT20H50B			
Ground Drive	140218		6811BR
Primary	139573		6798BR
Secondary	144959		6758BR
PRGT22H48A			
Ground Drive	161597		6551BR
PRGT22H50A			
Ground Drive	140218		6811BR
Primary	139573		6798BR
Secondary	144959		6758BR
PRGT22H50B			
Ground Drive	161597		6551BR
PRGT22H50C			
Ground Drive	140218		6811BR
Primary	139573		6798BR
Secondary	144959		6758BR
PRGT22H50D; PRGT25H48A			
Ground Drive	161597		6551BR
PRGT2046A; PRGT2046B			
Ground Drive	137153		6798BR
Primary	148763		6702BR
PRK17G42STA; PRK17G42STB			
Deck	144959		6758BR
Ground Drive	130801		6758BR
Q12538A; Q12538B			
Deck	144200		6463BR
Ground Drive	130801		6758BR
Q12538C			
Deck Drive	144200		6463BR
Q14542A			
Deck	144959		6758BR
Ground Drive	130801		6758BR
QP20H46A; QP20H46B			
Primary	148763		6702BR
QPGT22H46A; QPGT22H46B			
Ground Drive	140218		6811BR
Primary	148763		6702BR
Secondary	144959		6758BR
QPGT25H50A			
Ground Drive	140218		6811BR
Primary	139573		6798BR
Secondary	144959		6758BR
R12R38A; R125R38A			
Deck Drive	144200		6463BR
Ground Drive	126520X		6459BR
R1238A			
Deck	144200		6463BR
Ground Drive	130801		6758BR
R1238B			
Deck Drive	144200		6463BR
R14542A			
Deck	144959		6758BR
Ground Drive	130801		6758BR
R14542B; R14542C			
Deck	144200		6463BR
Ground Drive	130801		6758BR
R14542D			
Deck Drive	144200		6463BR
RE10L36B; RE10M36A			
Deck	131264		6458BR
RE11B36A; RE11B36B; RE12C36B; RE12C36D; RE12C36E			
Deck	131264		6458BR
Ground Drive	126520X		6459BR
RE12HB36A			
Deck	131264		6458BR
RE12R38A			
Deck	131290		6459BR

Belts for Riding Mowers

Application	OEM No.	Standard Belts	Premium Belts	Application	OEM No.	Standard Belts	Premium Belts
AMERICAN YARD PROD. - Continued				AMERICAN YARD PROD. - Continued			
RE12T38A				RK1742STA			
Deck	144200		6463BR	Deck	144959		6758BR
Ground Drive	130801		6758BR	Ground Drive	130801		6758BR
RE20H46A				RKGT20H46A			
Drive	161741		6572BR	Drive	161741		6572BR
Primary	148763		6702BR	Primary	148763		6702BR
RE91R12B; RE91R12C; RE91R12D				RKGT22H46A			
Deck	131264		6458BR	Ground Drive	140218		6811BR
Ground Drive	126520X		6459BR	Primary	148763		6702BR
RE145H42F				Secondary	144959		6758BR
Deck Drive	144200		6463BR	RKGT25H50A			
RE1136A				Ground Drive	140218		6811BR
Deck	131264		6458BR	Primary	139573		6798BR
Ground Drive	126520X		6459BR	Secondary	144959		6758BR
RE1238C				RL10L36A; RL10L36B; RL10L36C			
Deck	131290		6459BR	Deck	131264		6458BR
RE1242A				RL12N38A; RL12N38B			
Deck	130969		6457BR	Deck	131290		6459BR
Ground Drive	138255		6758BR	RL12N38C			
RE1242B; RE1338A				Deck	126520X		6459BR
Deck	144200		6463BR	Ground Drive	138255		6758BR
Ground Drive	130801		6758BR	RL12R38A			
RE1442A; RE1842A; RE1842B				Deck	131290		6459BR
Deck	130969		6457BR	RL12T38B			
Ground Drive	138255		6758BR	Deck	106085X		6672BR
RE12538B; RE12538D				Ground Drive	125907X		6713BR
Deck	144200		6463BR	RL125R38A			
Ground Drive	130801		6758BR	Deck	131290		6459BR
RE12542A				RL1036A			
Deck	130969		6457BR	Deck	131264		6458BR
Ground Drive	138255		6758BR	RL1036AR; RL1036B			
RE14542D				Deck	106085X		6672BR
Deck	144200		6463BR	Ground Drive	125907X		6713BR
Ground Drive	130801		6758BR	RL1136A			
RE14542F				Deck	131264		6458BR
Deck	144959		6758BR	RL1138AR; RL1238C			
Ground Drive	130801		6758BR	Deck	106085X		6672BR
RED145H36A				Ground Drive	125907X		6713BR
Deck	165555		6579BR	RL1238D			
Drive	165632		6928BR	Deck	131290		6459BR
RELT1236A				RL1242A; RL1442A			
Deck	174978		6811BR	Deck	130969		6457BR
Ground Drive	130801		6758BR	Ground Drive	138255		6758BR
RELT1236D				RL1444AR; RL1444B			
Ground Drive	130801		6758BR	Deck	106085X		6672BR
RELTS1136A; RELTS3611A				Ground Drive	125907X		6713BR
Deck	174978		6811BR	RL1842A			
Ground Drive	130801		6758BR	Deck	130969		6457BR
RELTS3611B				Ground Drive	138255		6758BR
Ground Drive	130801		6758BR	RL1844B			
REQ11CRDB				Deck	106085X		6672BR
Deck	180217		6579BR	Drive	125908X		6893
RER145H36A; RER145H36B; RER145H36C; RER145H36D				RL12536TA; RL12536TB; RLT10L36A			
Deck	165555		6579BR	Deck	131264		6458BR
Drive	165632		6928BR	RLT12R38A; RLT125R38A; RLT125R38B			
RER1236A; RER12536A; RER12536C; RER12536E				Deck	131290		6459BR
Deck	165555		6579BR	RLTE1238AR			
RGT1844D				Deck	106085X		6672BR
Deck	106085X		6672BR	Ground Drive	125907X		6713BR
Drive	123554X		6894	RPL2H4E3A			
RK20H46A				Deck	144200		6463BR
Primary	148763		6702BR	Ground Drive	130801		6758BR
RK185H46A				RPL2H4E6A			
Ground Drive	140294		6434BR	Deck Drive	144200		6463BR
Primary	158818		6444BR	RPL2Q4E9A			
Secondary	144959		6758BR	Deck	144200		6463BR
				Ground Drive	130801		6758BR

Belts for Riding Mowers

Application	OEM No.	Standard Belts	Premium Belts	Application	OEM No.	Standard Belts	Premium Belts
AMERICAN YARD PROD. - Continued				AMERICAN YARD PROD. - Continued			
RR1138B; RR1238B				T1444B - Continued			
Deck	106085X		6672BR	Ground Drive	125907X		6713BR
Ground Drive	125907X		6713BR	T1444C; T1444D			
RRT12L36A				Deck	106085X		6672BR
Deck	131264		6458BR	Drive	125908X		6893
RY1842A				T1444E			
Deck	130969		6457BR	Ground Drive	138255		6758BR
Drive	131006		6898	Primary	131264		6458BR
RY12542A				Secondary	131290		6459BR
Deck	130969		6457BR	T12542A			
Ground Drive	138255		6758BR	Deck	130969		6457BR
RZ12542A				Ground Drive	138255		6758BR
Deck	144959		6758BR	T12542B			
Ground Drive	130801		6758BR	Deck	140067		6551BR
RZGT18H46A				Ground Drive	130801		6758BR
Drive	161741		6572BR	T12542C; T12542D; T12542E; T12542F			
RZLT125H36A				Deck	144200		6463BR
Deck	174978		6811BR	Ground Drive	130801		6758BR
Drive	140294		6434BR	TF1036AR; TF1238AR; TF1444AR			
RZLT1236A; RZLT1236B				Deck	106085X		6672BR
Deck	174978		6811BR	Drive	125907X		6713BR
Ground Drive	130801		6758BR	TM12B36A			
SE1342A; SE1342B				Deck	131264		6458BR
Deck	144200		6463BR	Ground Drive	126520X		6459BR
Ground Drive	130801		6758BR	TMH1450			
SGT18H46A				Deck	165555		6579BR
Deck	131264		6458BR	TMH1450H			
SGT18H46B; SGT18H46C				Deck	165555		6579BR
Drive	161741		6572BR	Drive	165632		6928BR
SN1138A				TS14H42A			
Deck	180214		6627BR	Deck	130969		6457BR
Ground Drive	130801		6758BR	TS15H42A			
SN14542D				Deck Drive	144200		6463BR
Deck	144200		6463BR	TS20CH50A			
Ground Drive	130801		6758BR	Ground Drive	140218		6811BR
SO1538A				Primary	139573		6798BR
Deck	144200		6463BR	Secondary	144959		6758BR
Ground Drive	138255		6758BR	TS20H50A; TS20H50B			
SO1542A; SO1742STA				Ground Drive	140218		6811BR
Deck	144959		6758BR	Primary	139573		6798BR
Ground Drive	130801		6758BR	Secondary	138255		6758BR
SPGT25H48A				TS20H50C			
Ground Drive	161597		6551BR	Ground Drive	140218		6811BR
T10L36A				Primary	139573		6798BR
Deck	131264		6458BR	Secondary	144959		6758BR
T145H42A; T145H42B; T145H42C				TS20V51A			
Deck Drive	144200		6463BR	Ground Drive	137153		6798BR
T1136B				Primary	139573		6798BR
Deck	131264		6458BR	Secondary	138255		6758BR
T1138A				TS20VH50A			
Deck	126520X		6459BR	Ground Drive	140218		6811BR
Ground Drive	138255		6758BR	Primary	139573		6798BR
T1238A				Secondary	138255		6758BR
Deck	144200		6463BR	TS22H50A			
Ground Drive	130801		6758BR	Ground Drive	140218		6811BR
T1238B				Primary	139573		6798BR
Deck	106085X		6672BR	Secondary	144959		6758BR
Ground Drive	125907X		6713BR	TS22H50B			
T1238C; T1238D				Ground Drive	140218		6811BR
Deck	131290		6459BR	TS1238A			
T1238E; T1238F				Deck	131290		6459BR
Deck	144200		6463BR	TS1844A			
Ground Drive	130801		6758BR	Deck	106085X		6672BR
T1254B				Drive	123796X		6432BR
Deck	140067		6551BR	TS1844B			
Ground Drive	130801		6758BR	Ground Drive	138255		6758BR
T1444B				Primary	131264		6458BR
Deck	106085X		6672BR	Secondary	131290		6459BR
T1444C				TS1846A			
Deck	106085X		6672BR	Primary	148763		6702BR

Belts for Riding Mowers

Application	OEM No.	Standard Belts	Premium Belts
AMERICAN YARD PROD. - Continued			
TS2050B; TS2050C			
Ground Drive	137153		6798BR
TS2051C			
Ground Drive	137153		6798BR
Primary	139573		6798BR
Secondary	138255		6758BR
TS2051D			
Ground Drive	137153		6798BR
UM15H42D			
Deck Drive	144200		6463BR
VL155H36BAA			
Deck	165555		6579BR
Drive	165632		6928BR
VL1336BAA			
Deck	165555		6579BR
WA1338A			
Deck	144200		6463BR
Ground Drive	130801		6758BR
WA1742STA; WA15542A			
Deck	144959		6758BR
Ground Drive	130801		6758BR
WAGT20H48STA			
Drive	161741		6572BR
WE10L36A			
Deck	131264		6458BR
WE12N38A			
Deck	126520X		6459BR
Ground Drive	138255		6758BR
WE12N38C; WE12N38D; WE12N38E			
Deck	144200		6463BR
Ground Drive	130801		6758BR
WE12R38A			
Deck	131290		6459BR
WE13T38A			
Deck	144200		6463BR
Ground Drive	130801		6758BR
WE13T38B			
Deck Drive	144200		6463BR
WE13T38C; WE13T38D; WE15T42A			
Deck	144200		6463BR
Ground Drive	130801		6758BR
WE17TH42A; WE18H42A			
Deck Drive	144200		6463BR
WE18N44A			
Deck	131290		6459BR
WE125N38A			
Deck	126520X		6459BR
Ground Drive	138255		6758BR
WE125R38A			
Deck	131290		6459BR
WE145H42A; WE145H42B			
Deck Drive	144200		6463BR
Ground Drive	156971		6558BR
WE145H42C; WE145H42D; WE145H42E;			
WE165H42A; WE165H42B			
Deck Drive	144200		6463BR
WE165T42A			
Deck	144959		6758BR
Ground Drive	130801		6758BR
WE185H42A; WE185H42D; WE185H42E;			
WE185H42F			
Deck Drive	144200		6463BR
WE185H46A			
Ground Drive	161588		6798BR
Primary	158818		6444BR
Secondary	144959		6758BR
WE185H46B			
Ground Drive	140294		6434BR

Application	OEM No.	Standard Belts	Premium Belts
AMERICAN YARD PROD. - Continued			
WE185H46B - Continued			
Primary	158818		6444BR
Secondary	144959		6758BR
WE1136A			
Deck	131264		6458BR
Ground Drive	124525X		6889
WE1236A			
Deck	131264		6458BR
Traction	124525X		6889
WE1236B			
Deck	131264		6458BR
WE1338A			
Deck	144200		6463BR
Ground Drive	138255		6758BR
WE1442A			
Deck	130969		6457BR
Ground Drive	138255		6758BR
WE1538A; WE1538B			
Deck	144200		6463BR
Ground Drive	130801		6758BR
WE1538C			
Deck	144200		6463BR
Ground Drive	138255		6758BR
WE1642A			
Deck	144200		6463BR
Ground Drive	130801		6758BR
WE1642B			
Deck	144959		6758BR
Ground Drive	130801		6758BR
WE1644A			
Ground Drive	123796X		6432BR
Primary	131264		6458BR
Secondary	131290		6459BR
WE1842A			
Deck	130969		6457BR
Ground Drive	138255		6758BR
WE2050A			
Ground Drive	137153		6798BR
Primary	139573		6798BR
Secondary	138255		6758BR
WE12536A			
Deck	124293X		6880
Ground Drive	126520X		6459BR
WE12538B; WE12538C; WE12538D;			
WE12538E; WE12538F; WE12538G;			
WE12538H; WE12538J; WE12538K;			
WE12538L			
Deck	144200		6463BR
Ground Drive	130801		6758BR
WE12538M			
Deck	144200		6463BR
Ground Drive	138255		6758BR
WE12542A; WE12542B			
Deck	144200		6463BR
Ground Drive	130801		6758BR
WE12542C			
Deck Drive	144200		6463BR
WE12542D; WE12542E			
Deck	144200		6463BR
Ground Drive	130801		6758BR
WE12542F			
Deck	144959		6758BR
Ground Drive	130801		6758BR
WE14542A; WE14542C			
Deck	144200		6463BR
Ground Drive	130801		6758BR
WE14542D			
Deck	144959		6758BR
Ground Drive	130801		6758BR

Lawn & Garden Equipment

Belts for Riding Mowers

Application	OEM No.	Standard Belts	Premium Belts	Application	OEM No.	Standard Belts	Premium Belts
AMERICAN YARD PROD. - Continued				AMERICAN YARD PROD. - Continued			
WE14542E; WE14542F; WE14542G				WET1338A			
Deck	144200		6463BR	Deck	144200		6463BR
Ground Drive	130801		6758BR	Ground Drive	138255		6758BR
WE14542GH				WET1642A; WET1642B			
Deck Drive	144200		6463BR	Deck	144200		6463BR
WE14542J				Ground Drive	130801		6758BR
Deck	144200		6463BR	WET1742A			
Ground Drive	130801		6758BR	Deck	144959		6758BR
WE14542K; WE14542L				Ground Drive	130801		6758BR
Deck	144959		6758BR	WET1742B			
Ground Drive	130801		6758BR	Deck	144200		6463BR
WE16542A				Ground Drive	130801		6758BR
Deck Drive	144200		6463BR	WET1742STA; WET2242STA; WET2242STB			
WE16542B				Deck	144959		6758BR
Deck	144200		6463BR	Ground Drive	130801		6758BR
Ground Drive	130801		6758BR	WET12538A; WET14542A			
WE16542C; WE16542D; WE16542E				Deck	144200		6463BR
Deck	144959		6758BR	Ground Drive	130801		6758BR
Ground Drive	130801		6758BR	WEX12B36A			
WE18542A				Deck	131264		6458BR
Deck	144200		6463BR	Ground Drive	126520X		6459BR
Ground Drive	130801		6758BR	WEX12H36B; WEX12H36C; WEX12H36D			
WE18542B				Deck	131264		6458BR
Deck	144959		6758BR	WEX12TCRDA; WEX12TCRDB;			
Ground Drive	130801		6758BR	WEX13TCRDA			
WE18542C				Deck	165555		6579BR
Deck Drive	144200		6463BR	WEX16THCRDA			
WE18542D; WE18542E				Deck	165555		6579BR
Deck	144200		6463BR	Drive	165632		6928BR
Ground Drive	130801		6758BR	WEX125CRDA			
WE18542F				Deck	165555		6579BR
Deck	144959		6758BR	WEX155HCRDA; WEX155HCRDB			
Ground Drive	130801		6758BR	Deck	165555		6579BR
WE18546A				Drive	165632		6928BR
Ground Drive	138255		6758BR	WEX1236B; WEX1236D			
Primary	158818		6444BR	Deck	131264		6458BR
Secondary	144959		6758BR	Ground Drive	126520X		6459BR
WEA13H38A				WEX1242B			
Deck Drive	144200		6463BR	Deck	144200		6463BR
WEA1136A				Ground Drive	130801		6758BR
Deck	131264		6458BR	WEX1242C			
Ground Drive	126520X		6459BR	Deck	144959		6758BR
WEG14PL42A				Ground Drive	130801		6758BR
Deck	140067		6551BR	WEX1292A			
Ground Drive	130801		6758BR	Deck	131264		6458BR
WEG125R38A				Ground Drive	126520X		6459BR
Deck	126520X		6459BR	WEY1842A			
Drive	124525X		6889	Deck	130969		6457BR
WEG1238A				Drive	131006		6898
Deck	126520X		6459BR	WEY12542A			
Ground Drive	138255		6758BR	Deck	130969		6457BR
WEG1842A				Ground Drive	138255		6758BR
Deck	140067		6551BR	WG15H42A			
Ground Drive	138255		6758BR	Deck Drive	144200		6463BR
WELT1236A				WG1036A; WG1136B; WG1136C; WG1236B;			
Deck	174978		6811BR	WG1236C			
Ground Drive	138255		6758BR	Deck	131264		6458BR
WEM125R38A				WG11536B			
Deck	126520X		6459BR	Deck	131264		6458BR
Drive	124525X		6889	Ground Drive	126520X		6459BR
WER14542A				WP12R38A; WP12R38B			
Deck	144200		6463BR	Deck	131290		6459BR
Ground Drive	130801		6758BR	WP12R38C			
WET12R38A				Deck	126520X		6459BR
Deck	131290		6459BR	Ground Drive	124525X		6889
WET13T38A				WP14H38A			
Deck	144200		6463BR	Deck	131290		6459BR
Ground Drive	130801		6758BR	WP18H44A			
				Deck	106085X		6672BR

Belts for Riding Mowers

Application	OEM No.	Standard Belts	Premium Belts	Application	OEM No.	Standard Belts	Premium Belts
AMERICAN YARD PROD. - Continued				AMERICAN YARD PROD. - Continued			
WP18H44A - Continued				X12D38A			
Drive	123461X		6881	Deck	106085X		6672BR
WP18IC44A				Ground Drive	125907X		6713BR
Ground Drive	123796X		6432BR	X12D38B			
Primary	131264		6458BR	Deck	131290		6459BR
Secondary	131290		6459BR	X14V38A			
WP145H42A				Deck	106085X		6672BR
Deck Drive	144200		6463BR	Ground Drive	125907X		6713BR
WP145H42B; WP145H42C				X14V38B			
Deck Drive	144200		6463BR	Deck	131290		6459BR
Ground Drive	156971		6558BR	X18V44B; X18V44C			
WP145H42E; WP145H42F; WP145H42G				Deck	106085X		6672BR
Deck Drive	144200		6463BR	Ground Drive	123796X		6432BR
WP1036A				X125R38A			
Deck	131264		6458BR	Deck	131290		6459BR
WP1238A				X1036A			
Deck	126520X		6459BR	Deck	124293X		6880
Ground Drive	138255		6758BR	Ground Drive	124525X		6889
WP1238B; WP1238C; WP1238D; WP1238E; WP1238F				X1236A			
Deck	144200		6463BR	Deck	124293X		6880
Ground Drive	130801		6758BR	Traction; W/88 3/4" Belt O.C.	126520X		6459BR
WP1254C; WP1442A				Traction; W/89" Belt O.C.	124525X		6889
Deck	140067		6551BR	X1442A; X12542A			
Ground Drive	130801		6758BR	Deck	130969		6457BR
WP1842A; WP1842B				Drive	131006		6898
Deck	130969		6457BR	XB12R38A; XB125R38MA			
Drive	131006		6898	Deck	131290		6459BR
WP12542A				XC1120B			
Deck	130969		6457BR	Deck	106085X		6672BR
Ground Drive	138255		6758BR	Drive	125907X		6713BR
WP12542C				Y10L36A; Y10L36B			
Deck	140067		6551BR	Deck	131264		6458BR
Ground Drive	138255		6758BR	Y12R38A			
WP14542A; WP14542B				Deck	131290		6459BR
Deck	144200		6463BR	Y12R38B			
Ground Drive	130801		6758BR	Deck	131290		6459BR
WP14542C				Ground Drive	124525X		6889
Deck	144959		6758BR	Y12R38C; Y12R38D			
Ground Drive	130801		6758BR	Deck	126520X		6459BR
WP14542E				Traction	124525X		6889
Deck Drive	144200		6463BR	Y14B42A			
WP14542F				Deck	140067		6551BR
Deck	144200		6463BR	Ground Drive	130801		6758BR
Ground Drive	130801		6758BR	Y14H42A			
WS12538A				Deck	130969		6457BR
Deck	106085X		6672BR	Y14V42A			
Ground Drive	125907X		6713BR	Deck	130969		6457BR
WX1238A; WX1842A; WX12542A				Ground Drive	138255		6758BR
Deck	144200		6463BR	Y15D42A			
Ground Drive	130801		6758BR	Deck	144200		6463BR
WZ12B36B; WZ125H36A				Ground Drive	130801		6758BR
Deck	131264		6458BR	Y18H44A; Y18H44B; Y18H44C			
Ground Drive	126520X		6459BR	Deck	106085X		6672BR
WZ125H36B				Drive	123461X		6881
Deck	131264		6458BR	Y18H44D; Y18H44E			
WZ145H42B; WZ145H42C				Ground Drive	140294		6434BR
Deck Drive	144200		6463BR	Primary	131264		6458BR
WZ185H46B				Secondary	131290		6459BR
Ground Drive	140294		6434BR	Y19H42A			
Primary	158818		6444BR	Deck Drive	144200		6463BR
Secondary	144959		6758BR	Y19H44A			
WZ1236B				Ground Drive	140218		6811BR
Deck	131264		6458BR	Primary	131264		6458BR
Ground Drive	126520X		6459BR	Secondary	131290		6459BR
WZ15536RDHA				Y20C50A			
Deck	165555		6579BR	Ground Drive	137153		6798BR
Drive	165632		6928BR	Y20H50A			
				Ground Drive	140218		6811BR
				Primary	139573		6798BR

Belts for Riding Mowers

Application	OEM No.	Standard Belts	Premium Belts
AMERICAN YARD PROD. - Continued			
Y20H50A - Continued			
Secondary	138255		6758BR
Y20H50B			
Ground Drive	140218		6811BR
Primary	139573		6798BR
Secondary	144959		6758BR
Y20V50A			
Ground Drive	137153		6798BR
Primary	139573		6798BR
Secondary	138255		6758BR
Y20V50B			
Ground Drive	137153		6798BR
Y20VH50A			
Ground Drive	140218		6811BR
Primary	139573		6798BR
Secondary	138255		6758BR
Y125H38A			
Deck	131290		6459BR
Y125H42A			
Deck Drive	144200		6463BR
Y145H92RBA; Y145H92RBB; Y155H92RBA			
Deck	165555		6579BR
Drive	165632		6928BR
Y1238E			
Deck	106085X		6672BR
Drive	125907X		6713BR
Y1242C			
Deck	144200		6463BR
Ground Drive	130801		6758BR
Y1242D			
Deck	144959		6758BR
Ground Drive	130801		6758BR
Y1292RBA; Y1292RBB			
Deck	165555		6579BR
Y1438B			
Deck	106085X		6672BR
Drive	125907X		6713BR
Y1442A; Y1442B; Y1642A			
Deck	130969		6457BR
Ground Drive	138255		6758BR
Y1642B			
Deck	130969		6457BR
Drive	131006		6898
Y1844A; Y1844B; Y1844C			
Deck	106085X		6672BR
Drive	123796X		6432BR
Y1844D; Y1844E; Y1844F			
Ground Drive	123796X		6432BR
Primary	131264		6458BR
Secondary	131290		6459BR
Y1846A			
Ground Drive	130801		6758BR
Primary	148763		6702BR
Secondary	144959		6758BR
Y1950A			
Ground Drive	137153		6798BR
Y2050D; Y2050E			
Ground Drive	137153		6798BR
Primary	139573		6798BR
Secondary	138255		6758BR
Y12538B			
Deck	131290		6459BR
Ground Drive	130801		6758BR
Y12542A			
Deck	130969		6457BR
Ground Drive	138255		6758BR
Y12542D; Y12542E; Y12542G			
Deck	144200		6463BR
Ground Drive	130801		6758BR

Application	OEM No.	Standard Belts	Premium Belts
AMERICAN YARD PROD. - Continued			
Y12592RBA			
Deck	165555		6579BR
Y14542A; Y14542B; Y18542A			
Deck	144200		6463BR
Ground Drive	130801		6758BR
YC125H42A			
Deck	130969		6457BR
YC125H42C			
Deck Drive	144200		6463BR
YC1238A; YC12538A			
Deck	106085X		6672BR
Drive	125907X		6713BR
YC12542A			
Deck	144200		6463BR
Ground Drive	130801		6758BR
YE10L36B			
Deck	131264		6458BR
YE12R38A			
Deck	131290		6459BR
YE16H44C			
Deck	106085X		6672BR
Drive	123461X		6881
YE1236D			
Deck	131264		6458BR
YE1442A; YE12542B			
Deck	130969		6457BR
Ground Drive	138255		6758BR
YF1238A			
Deck	131290		6459BR
YGT18H46A			
Ground Drive	140218		6811BR
Primary	148763		6702BR
Secondary	144959		6758BR
YGT18H46B; YGT18H46C			
Ground Drive	140218		6811BR
Primary	139573		6798BR
Secondary	144959		6758BR
YGT20H46A			
Drive	161741		6572BR
Primary	148763		6702BR
YGT22H50A; YGT22H50B; YGT22H50C; YGT22H50D			
Ground Drive	140218		6811BR
Primary	139573		6798BR
Secondary	144959		6758BR
YGT1846A			
Ground Drive	137153		6798BR
Primary	148763		6702BR
YGT1846B			
Ground Drive	137153		6798BR
YGT2046D; YGTB18546A			
Primary	148763		6702BR
YP15H42A			
Deck	144959		6758BR
Ground Drive	156971		6558BR
YP15H42B			
Deck Drive	144200		6463BR
Ground Drive	156971		6558BR
YP15H42D; YP17H42A			
Deck Drive	144200		6463BR
YP1342A			
Deck	144959		6758BR
Ground Drive	130801		6758BR
YP1342B; YP1342C			
Deck	144200		6463BR
Ground Drive	130801		6758BR
YP1342D			
Deck Drive	144200		6463BR

Belts for Riding Mowers

Application	OEM No.	Standard Belts	Premium Belts
AMERICAN YARD PROD. - Continued			
YP1342E			
Deck	144200		6463BR
Ground Drive	130801		6758BR
YP1542A			
Deck	144959		6758BR
Ground Drive	130801		6758BR
YP1542B; YP1542C			
Deck	144200		6463BR
Ground Drive	130801		6758BR
YP1946A			
Ground Drive	130801		6758BR
Primary	139573		6798BR
Secondary	144959		6758BR
YP1946C			
Ground Drive	130801		6758BR
Primary	148763		6702BR
Secondary	144959		6758BR
YPB17H42A; YPB17H42B			
Deck Drive	144200		6463BR
YPB1742A			
Deck	144200		6463BR
Ground Drive	130801		6758BR
YPGTK180CR			
Deck	106085X		6672BR
Ground Drive	123796X		6432BR
YPLR120BR			
Deck	106085X		6672BR
Drive	124293X		6880
YPQ20H46A			
Primary	148763		6702BR
YPQ185H46A			
Ground Drive	140294		6434BR
Primary	158818		6444BR
Secondary	144959		6758BR
YPQGT20H46A			
Drive	161741		6572BR
Primary	148763		6702BR
Secondary	144959		6758BR
YPQGT22H46A			
Ground Drive	140218		6811BR
Primary	148763		6702BR
Secondary	144959		6758BR
YPQGT25H50A			
Ground Drive	140218		6811BR
Primary	139573		6798BR
Secondary	144959		6758BR
YT140AR; YT140BR; YT140BT; YT140CR			
Deck	106085X		6672BR
Drive	125908X		6893
YT140DR			
Deck	106085X		6672BR
Drive	125907X		6713BR
YTH120AR; YTH160AR; YTH160AT; YTH160BR; YTH160BT; YTH160CR; YTH160CT; YTH160DR			
Deck	106085X		6672BR
Drive	120418X		6880
ARIENS			
3ML6; 3ML6D; 3ML6DE; 3ML7D; 3ML7DE			
Drive	34X69		6941
1440; 1440G			
Blade	072115		6867
3966; 3967; 3968			
Blade; W/44" Belt O.C.	072050		6944
Blade; W/47" Belt O.C.	072049		6947
Drive	072026		6941
13948			
P.T.O.	72050	3440	6944
Primary	72055	1390	6739

Application	OEM No.	Standard Belts	Premium Belts
ARIENS - Continued			
13989			
Blade	72055	1390	6739
P.T.O.	72050	3440	6944
13990			
Blade; Ser. No. 004001 & After	72040	1390	6739
P.T.O.	72050	3440	6944
Trans.	72057	3660	6966
903001; 903002; 903003			
Blade; W/44" Belt O.C.	72050		6944
Blade; W/47" Belt O.C.	72049		6947
Drive	72026		6941
912002; 912003; 912004; 912005; 912006; 912007; 912008; 912009			
Blade	072029		6949
Drive	072048		7280
912010; 912011; 912012			
Blade	72029		6949
913002; 913003			
Cross Drive	72038		6853
P.T.O.	72059		6943
Transaxle	72040		6739
914011; 914012			
Traction; W/Comm. 18, 20 H.P. Eng.	072138		6733
915013			
Eng. To J.S.	07235700		6947
Trans.	07213600		6851
915014			
Cross Deck	07234400		68107
Eng. To Deck	07234500		6685BR
Eng. To J.S.	07235700		6947
Trans.	07212300		6852
915017; 915018			
Eng. To J.S.	07235700		6947
Trans.	07212300		6852
915020; 915021			
Eng. To Deck	07234300		6809BR
Eng. To J.S.	07235700		6947
Trans.	07213600		6851
915022			
Eng. To J.S.	07235700		6947
Trans.	07213600		6851
915023			
Cross Deck	07234400		68107
Eng. To Deck	07234500		6685BR
Eng. To J.S.	07235700		6947
Trans.	07213600		6851
915306			
Cross Deck	07234400		68107
Eng. To Deck	07234500		6685BR
Eng. To J.S.	07235700		6947
Trans.	07212300		6852
915307			
Eng. To J.S.	07235700		6947
Trans.	07212300		6852
915308			
Eng. To J.S.	07235700		6947
Trans.	07213600		6851
925002; 925003; 925004; 925005			
Blade	72042		6733
Drive	72052		6969
925006; 925007; 925008			
Blade	072029		6949
Deck	072052		6969
Trans.	072038		6853
925009; 925011; 925012; 925013; 925014; 925015; 925017; 925018; 925020			
Deck	072052		6969
Drive	072065		6836
927001			
Blade	072113		6865

Lawn & Garden Equipment

Belts for Riding Mowers

Application	OEM No.	Standard Belts	Premium Belts	Application	OEM No.	Standard Belts	Premium Belts
ARIENS - Continued				ARIENS - Continued			
927001 - Continued				929001; 929002 - Continued			
Drive	072112		6735	Transaxle	072103		6889
927002; 927003				931011; 931012; 931013; 931014			
Blade	072115		6867	Drive	072090		6933
Drive	072112		6735	Hyd. Lift	072088		6722
927004				P.T.O.	072111		6834
Blade	072113		6865	931015; 931016; 931017; 931018; 931019			
Drive	072112		6735	P.T.O.	072111		6834
927005; 927006; 927007; 927008; 927009				931020; 931021			
Blade	072124		6865	Drive	072090		6933
Drive	072112		6735	Hyd. Lift	072088		6722
927010; 927011				P.T.O.	072111		6834
Blade	072113		6865	931022; 931023; 931025; 931026; 931029			
Drive	072112		6735	P.T.O.	072111		6834
927012; 927013				933014			
Blade	072124		6865	Blade	72038		6853
Drive	072112		6735	Drive	72118		6847
927014				934001			
Blade	072113		6865	Blade; W/50" Belt O.C.	072096	2500	6850
Drive	072112		6735	Blade; W/51" Belt O.C.	072136	2510	6851
927015; 927016				Main Drive	072135		6968
Blade	072124		6865	P.T.O.	72147	2530	6853
Drive	072112		6735	Trans.	072134		6933
927017				934002; 934003			
Blade	072113		6865	Main Drive	072135		6968
Drive	072112		6735	P.T.O.	72147		6853
927018				Trans.	072134		6933
Blade	072115		6867	934004			
Drive	072112		6735	Blade; W/50" Belt O.C.	072096	2500	6850
927020; 927021				Blade; W/51" Belt O.C.	072136	2510	6851
Blade	072113		6865	Main Drive	072135		6968
Drive	072112		6735	P.T.O.	72147	2530	6853
927023				Trans.	072134		6933
Blade; 1983-1982	072124		6865	934005; 934006			
Blade; 1986-1984	072155		6865	Deck	072096	2500	6850
Drive	072112		6735	J.S.	072135		6968
927024; 927025				934015			
Blade	072113		6865	Belt	72139		6896
Drive	072112		6735	935000			
927026				Blade	72118		6847
Eng. To Deck	72113		6865	Deck	72038		6853
927027				Variator	72117		6830
Blade	072113		6865	935001; 935001 (YT1138)			
Drive	072112		6735	Blade	072038		6853
927028				Deck	072118		6847
Blade; 1983-1982	072124		6865	Main Drive	072116		6871
Blade; 1986-1984	072155		6865	Traction	072117		6830
Drive	072112		6735	935002 (YT1032)			
927029				Blade	072123		6852
Blade	072113		6865	Main Drive	072116		6871
Drive	072112		6735	Traction	072117		6830
927030				935002 (YT1038); 935003 (YT1038); 935003 (YT1138)			
Blade; 1983-1982	072124		6865	Blade	072038		6853
Blade; 1986-1984	072155		6865	Deck	072118		6847
Drive	072112		6735	Main Drive	072116		6871
927032				Traction	072117		6830
Eng. To Deck	72113		6865	935004			
927033				Blade; W/38" Deck	072038		6853
Deck	72162		6864	Deck; W/32" Deck	072123		6852
Drive	72112		6735	Deck; W/38" Deck	072118		6847
927034				Main Drive	072116		6871
Deck	72163		6864	Traction	072117		6830
Drive	72112		6735	935004 (YT832)			
929000				Blade	072123		6852
Belt; W/58" Belt O.C.	072101		6858	Main Drive	072116		6871
Belt; W/75" Belt O.C.	072102	2750		Traction	072117		6830
Belt; W/90" Belt O.C.	072103		6889	935005			
929001; 929002				Blade; W/32" Deck	072123		6852
Drive	072100		6375	Blade; W/38" Deck	072038		6853
P.T.O.	072101		6858	Deck; W/38" Deck	072118		6847

Belts for Riding Mowers

Application	OEM No.	Standard Belts	Premium Belts
ARIENS - Continued			
935005 - Continued			
Main Drive; W/64" Belt O.C.	72161		6873
Main Drive; W/71" Belt O.C.	072116		6871
Traction	072117		6830
935008			
Deck	072123		6852
Main Drive	072116		6871
Traction	072137		6831
935009			
Blade; W/38" Deck	072038		6853
Deck; W/32" Deck	072123		6852
Deck; W/38" Deck	072118		6847
Main Drive	072116		6871
Traction	072117		6830
935009 (YT1132)			
Deck	072123		6852
Main Drive	072116		6871
Traction	072117		6830
935011			
Blade; W/38" Deck	072038		6853
Deck; W/32" Deck	072123		6852
Deck; W/38" Deck	072118		6847
Main Drive	072116		6871
Traction	072117		6830
935013; 935014			
Blade; W/38" Deck	072038		6853
Deck; W/32" Deck	072123		6852
Deck; W/38" Deck	072118		6847
Main Drive	72161		6873
Traction	072117		6830
Transaxle	072116		6871
935015			
Blade; W/38" Deck	072038		6853
Deck; W/32" Deck	072123		6852
Deck; W/38" Deck	072118		6847
Hydro	72159		6724
Wheel Drive	072117		6830
935019			
Blade; W/38" Deck	072038		6853
Deck; W/32" Deck	072123		6852
Deck; W/38" Deck	072118		6847
Hydro	72159		6724
Main Drive	72161		6873
Wheel Drive	072117		6830
935019 Hydro			
Deck	072123		6852
Hydro	72159		6724
Main Drive	072161		6873
Wheel Drive	72117		6830
935020			
Blade; W/38" Deck	072038		6853
Deck; W/32" Deck	072123		6852
Deck; W/38" Deck	072118		6847
Main Drive	72161		6873
Hydro	72159		6724
Traction	072117		6830
935020 Hydro			
Blade	072038		6853
Deck	072118		6847
Hydro	72159		6724
Main Drive	072161		6873
Wheel Drive	72117		6830
FM Mowers			
Deck; W/48" Belt O.C.	34X8700		6948
Deck; W/49" Belt O.C.			6949
Drive	34X10500		6728
Garden Tractor 54			
Drive	21546076		6713BR
Deck Drive	21546382		6757BR
HT1648			
J.S.	07213	3680	6968
J.S. To Deck	07209	2500	6850

Application	OEM No.	Standard Belts	Premium Belts
ARIENS - Continued			
Lawn Tractor 42; Lawn Tractor 46; Lawn Tractor 48			
Drive	21546080		6767BR
Lawn Tractor 54			
Drive	21546080		6767BR
Deck Drive	21546382		6757BR
Max Zoom 48			
Hydro	07211500		6448BR
Blade Drive	07200035		6654BR
Max Zoom 52			
Hydro	07211500		6448BR
Eng. To Deck	07200026		6788BR
Blade Drive	07200036		6790BR
Max Zoom 60			
Hydro	07211500		6448BR
Eng. To Deck	07200028		6789BR
Blade Drive	07200038		6791BR
Max Zoom 2552			
Hydro Drive	07211500		6448BR
Eng. To Deck	07200026		6788BR
Deck Drive	07200036		6790BR
Max Zoom 2560			
Hydro Drive	07211500		6448BR
Eng. To Deck	07200028		6789BR
Deck Drive	07200038		6791BR
MZ Zoom 1534			
Eng. To Deck	07229000		6896BR
MZ Zoom 1540			
Eng. To Deck	07229000		6896BR
Deck Drive	07200002		6928BR
Pro Zoom 54			
Hydro Drive	00181727		6943BR
Eng. To Deck	00181715		6665BR
Pro Zoom 60			
Hydro Drive	00181727		6943BR
Eng. To Deck	00181715		6665BR
Blade Drive	00112616		6589BR
Pro Zoom 66			
Hydro Drive	00181727		6943BR
Eng. To Deck	00181715		6665BR
Blade Drive	00181711		6946BR
Pro Zoom 1952S			
Deck Drive	07200120		6492BR
RM626; RM728; RM830; RM830E; RM832			
Drive	72112		6735
P.T.O.	72155		6865
RM1030			
Eng. To Deck	72113		6865
RM1032; RM1232; RM1332			
Drive	72112		6735
P.T.O.	72155		6865
Yardster 400 Series			
Mower	34X22	2380	6838
Tiller Attachment; W/29" Belt O.C.	31X24	2290	6829
Tiller Attachment; W/35" Belt O.C.	34X20	2350	6835
Traction	34X17	2280	6828
Zoom 34			
Hydro	07200010		6498BR
Deck Drive	07200116		6944BR
Zoom 42			
Hydro	07200010		6498BR
Deck Drive	07200523		6977BR
Zoom 50			
Hydro	07200010		6498BR
Zoom 1540			
Eng. To Deck	07221000		6581BR
Deck Drive	07200001		6662BR
Zoom 1634			
Eng. To Deck	07237900		6792BR
Deck Drive	07200116		6944BR

Belts for Riding Mowers

Application	OEM No.	Standard Belts	Premium Belts	Application	OEM No.	Standard Belts	Premium Belts
ARIENS - Continued				ATLAS - Continued			
Zoom 1640; Zoom 1740				NR3280 - Continued			
Hydro. Drive	07241400		6943BR	Eng. To Blade	10730		6861
Deck Drive	07241800		6945BR	Trans.	10727		6835
Zoom 1840				R25; R25A		2188	
Eng. To Deck	07237900		6792BR	Blade	10714		6370
Deck Drive	07241800		6945BR	Drive	10713		
Zoom 1844				R2600; R2650			6851
Eng. To Deck	07221000		6581BR	Drive	10722		
Zoom 1844XL				R2651			6853
Eng. To Deck	07200010		6498BR	Blade	10728		6835
Deck Drive	07241600		6716BR	Trans.	10727		
Zoom 1944				R2652			6851
Eng. To Deck	07221000		6581BR	Drive	10722		
Zoom 2040				R2680		2330	6833
Eng. To Deck	07237900		6792BR	Blade	10731		6958
Deck Drive	07241800		6945BR	Trans.	10732	3580	
Zoom 2042XL				R3000			6974
Eng. To Deck	07242200		6793BR	Blade	10726		6370
Deck Drive	07219600		6486BR	Drive	10713		
Zoom 2048; Zoom 2148				R3280			6843
Hydro. Drive	07241400		6943BR	Blade	10729		6861
Deck Drive	07241500		6727BR	Eng. To Blade	10730		6835
Zoom 2148XL				Trans.	10727		
Eng. To Deck	07200010		6498BR	R4124; R5124			6370
Deck Drive	07241600		6716BR	Drive	10713		
Zoom 2252				R5240; R5245			6851
Hydro. Drive	07241400		6943BR	Drive	10722		
Deck Drive	07241600		6716BR	R7130; R7130A			6974
Zoom 2350				Blade	10720		6370
Eng. To Deck	07237900		6792BR	Drive	10713		
Zoom 2352				TC30ER; TC30R			6974
Eng. To Deck	07221000		6581BR	Blade	10726		6370
Deck Drive	07241600		6716BR	Trans.	10713		
Zoom 2548XL				AUTOMOTIVE ASSOCIATES			
Eng. To Deck	07242200		6793BR	130-340; 130-362			6830
Deck Drive	07200436		6842BR	Blade	7540107		6847
Zoom XL 42				Trans.	7540936		
Hydro.	07242200		6793BR	130-391; 130-393			6830
Deck Drive	07219600		6486BR	Blade	7540107		6845
Zoom XL 48				Trans.	7540111	2450	
Hydro.	07242200		6793BR	130-410			6950
Deck Drive	07200436		6842BR	Blade	7540138	3500	6517BR
Zoom XL 54				Trans.	7540101		
Hydro.	07242200		6793BR	130-420; 130-430			6966
Deck Drive	07200023		6708BR	Blade	7540127		6925
ATLAS				Drive; W/25" Belt O.C.	7540135		6931
ER2600; ER2650				Drive; W/31" Belt O.C.	7540136		
Drive	10722		6851	130-460; 130-470			6963
ER2680				Blade	7540118		6959
Blade	10731	2330	6833	Trans.	7540937	3590	
Trans.	10732	3580	6958	130-480; 130-490			6488BR
ER3000				Blade	7540145		6931
Drive	10713		6370	Drive; W/31" Belt O.C.	7540136		6952
ER3280				Drive; W/52" Belt O.C.	7540147	3520	
Blade	10729		6843	131-362			6830
Eng. To Blade	10730		6861	Blade	7540107		6847
Trans.	10727		6835	Trans.	7540936		
ER7130				131-390; 131-391			6830
Blade	10720		6974	Blade	7540107		6845
Drive	10713		6370	Trans.	7540111	2450	
NR2651				131-410; 131-412			6950
Blade	10728		6853	Blade	7540138	3500	6517BR
Trans.	10727		6835	Trans.	7540101		
NR2680				131-425; 131-435			6966
Blade	10731	2330	6833	Blade	7540127		6925
Trans.	10732	3580	6958	Drive; W/25" Belt O.C.	7540135		6931
NR3280				Drive; W/31" Belt O.C.	7540136		
Blade	10729		6843	131-460; 131-470			6963
				Blade	7540118		

Belts for Riding Mowers

Application	OEM No.	Standard Belts	Premium Belts	Application	OEM No.	Standard Belts	Premium Belts
AUTOMOTIVE ASSOCIATES - Continued				AUTOMOTIVE ASSOCIATES - Continued			
131-460; 131-470 - Continued				134-495			
Trans.	7540937	3590	6959	Blade	7540145		6488BR
131-485				Drive; W/37" Belt O.C.	7540173	3370	6937
Blade	7540145		6488BR	Drive; W/65" Belt O.C.	7540191		6865
Drive; W/31" Belt O.C.	7540136		6931	135-340; 135-360			
Drive; W/52" Belt O.C.	7540147	3520	6952	Blade	7540935	2310	6831
132-360				Trans.	7540936		6847
Blade	7540107		6830	135-380			
Trans.	7540936		6847	Blade	7540198		6451BR
132-390				Trans.	7540138	3500	6950
Blade; W/25" Deck	7540138	3500	6950	135-390			
Drive	7540164	2630	6863	Blade	7540167		6964
132-410; 132-412				Trans.	7540198		6451BR
Blade	7540138	3500	6950	135-410			
Trans.	7540101		6517BR	Blade	7540138	3500	6950
132-416; 132-418				Trans.	7540101		6517BR
Blade	7540147	3520	6952	135-430			
Trans.	7540135		6925	Blade	7540127		6966
Variable Speed	7540136		6931	Drive; W/25" Belt O.C.	7540135		6925
132-425; 132-435				Drive; W/31" Belt O.C.	7540136		6931
Blade	7540127		6966	135-480; 135-485			
Drive; W/25" Belt O.C.	7540135		6925	Blade	7540151		6967
Drive; W/31" Belt O.C.	7540136		6931	Trans.	7540191		6865
132-465				135-495			
Drive	7540127		6966	Blade	7540145		6488BR
133-360				Drive; W/37" Belt O.C.	7540173	3370	6937
Blade	7540107		6830	Drive; W/65" Belt O.C.	7540191		6865
Trans.	7540936		6847	136-330			
133-390				Drive	7540100	2180	6818
Blade; W/25" Deck	7540138	3500	6950	136-340; 136-360			
Drive	7540164	2630	6863	Blade	7540935	2310	6831
133-410				Trans.	7540936		6847
Blade	7540138	3500	6950	136-380			
Trans.	7540101		6517BR	Blade	7540198		6451BR
133-420				Trans.	7540138	3500	6950
Blade	7540147	3520	6952	136-390			
Trans.	7540135		6925	Blade	7540935	2310	6831
Variable Speed	7540136		6931	Trans.	7540111	2450	6845
133-430				136-410			
Blade	7540127		6966	Blade	7540138	3500	6950
Drive; W/25" Belt O.C.	7540135		6925	Trans.	7540101		6517BR
Drive; W/31" Belt O.C.	7540136		6931	136-420			
133-435				Blade	7540147	3520	6952
Blade	7540127		6966	Trans.	7540135		6925
Drive; W/25" Belt O.C.	7540135		6925	Variable Speed	7540136		6931
Drive; W/31" Belt O.C.	7540136		6931	136-430			
Trans.	7540126		6820	Blade	7540127		6966
133-440				Drive; W/25" Belt O.C.	7540135		6925
Blade	7540178	3820	6982	Drive; W/31" Belt O.C.	7540136		6931
Drive	7540185		6849	136-480; 136-485			
133-470; 133-475; 133-480				Blade	7540151		6967
Drive	7540127		6966	Trans.	7540191		6865
134-360				136-495			
Blade	7540107		6830	Blade	7540145		6488BR
Trans.	7540936		6847	Drive; W/37" Belt O.C.	7540173	3370	6937
134-380; 134-390				Drive; W/65" Belt O.C.	7540191		6865
Blade; W/25" Deck	7540138	3500	6950	136-525			
Drive	7540164	2630	6863	Blade	7540195		6854
134-406; 134-410				Trans.	7540198		6451BR
Drive	7540136		6931	137-380			
134-420				Blade	7540198		6451BR
Blade	7540147	3520	6952	Trans.	7540138	3500	6950
Trans.	7540135		6925	137-390			
Variable Speed	7540136		6931	Blade	7540167		6964
134-430; 134-435; 134-465				Trans.	7540198		6451BR
Blade	7540127		6966	137-410			
Drive; W/25" Belt O.C.	7540135		6925	Blade	7540138	3500	6950
Drive; W/31" Belt O.C.	7540136		6931	Trans.	7540101		6517BR
134-480; 134-485				137-420			
Drive	7540127		6966	Blade	7540147	3520	6952

Lawn & Garden Equipment

Belts for Riding Mowers

Application	OEM No.	Standard Belts	Premium Belts
AUTOMOTIVE ASSOCIATES - Continued			
137-420 - Continued			
Trans.	7540135		6925
Variable Speed	7540136		6931
137-430			
Blade	7540127		6966
Drive; W/25" Belt O.C.	7540135		6925
Drive; W/31" Belt O.C.	7540136		6931
137-485			
Blade	7540151		6967
Trans.	7540191		6865
137-495; 137-497			
Blade	7540145		6488BR
Drive; W/37" Belt O.C.	7540173	3370	6937
Drive; W/65" Belt O.C.	7540191		6865
137-525			
Blade	7540195		6854
Trans.	7540198		6451BR
138-340; 138-362			
Blade	7540935	2310	6831
Trans.	7540936		6847
138-420			
Blade	7540127		6966
Trans.	7540128		6935
138-460; 138-462			
Blade	7540118		6963
Trans.	7540937		6959
139-0391			
Blade	7540105		6830
Trans.	7540111	2450	6845
140-660; 140-665			
Gen.	7540134		7330
Trans.	7540112	3800	6980
140-960			
P.T.O.	7540123		3V335
Trans.	7540124		6857
141-668			
Gen.	7540134		7330
Trans.	7540112	3800	6980
141-960; 141-990			
P.T.O.	7540123		3V335
Trans.	7540124		6857
142-669			
Gen.	7540134		7330
Trans.	7540112	3800	6980
142-960			
P.T.O.	7540165		6834
143-660			
Blade	7540184		6852
Deck	7540180		6510BR
Trans.	7540182	3810	6981
143-960			
P.T.O.	7540165		6834
144-660			
Blade	7540184		6852
Deck	7540180		6510BR
Gen.	7540134		7330
Trans.	7540182	3810	6981
144-960			
P.T.O.	7540165		6834
145-660			
Blade	7540184		6852
Deck	7540180		6510BR
Trans.	7540182	3810	6981
145-960			
Gen.	7540134		7330
P.T.O.	7540165		6834
Trans.	7540124		6857
146-650; 146-660			
Drive	7540112	3800	6980

Application	OEM No.	Standard Belts	Premium Belts
AUTOMOTIVE ASSOCIATES - Continued			
146-960			
Gen.	7540134		7330
P.T.O.	7540165		6834
Trans.	7540124		6857
148-860			
P.T.O.	7540123		3V335
Trans.	7540124		6857
BAD BOY MOWERS			
2MZ42			
Pump Drive041640000		6750BR
Deck Drive041012000		6589BR
2MZ48			
Pump Drive041640000		6750BR
Deck Drive041602700		6946BR
4200 CZT			
Pump Drive041640000		6750BR
Deck Drive041402200		6906BR
4800 CZT Elite			
Pump Drive041640000		6750BR
Deck Drive041147000		6692BR
4800 MZ Magnum			
Pump Drive041640000		6750BR
Deck Drive041602700		6946BR
4800 Outlaw Stander			
Pump Drive041640000		6750BR
Deck Drive041520000		7041BR
4800 Pup			
Pump041504800		6751BR
Deck Drive041142000		6759BR
4800 ZT Elite; 5000 CZT			
Pump Drive041640000		6750BR
Deck Drive041147000		6692BR
5200 Lightning Z			
Pump041504800		6751BR
Deck Drive; 2010 & Older041149000		6732BR
Deck Drive; 2011041165000		6747BR
5200 Pup			
Pump041504800		6751BR
Deck Drive041149000		6732BR
5400 CZT Elite			
Pump Drive041640000		6750BR
Deck Drive041156000		6892BR
5400 MZ Magnum			
Pump Drive041640000		6750BR
Deck Drive041402200		6906BR
5400 Outlaw; 5400 Outlaw Extreme			
Pump Drive041504800		6751BR
Deck Drive041165000		6747BR
5400 Outlaw Stander			
Pump Drive041640000		6750BR
Deck Drive041012000		6589BR
5400 Outlaw XP			
Pump; 2014 & Older041504800		6751BR
Pump; 2015 & Newer041841100		6969BR
Deck Drive041165000		6747BR
5400 ZT Elite			
Pump Drive041640000		6750BR
Deck Drive041156000		6892BR
6000 AOS			
Pump041504800		6751BR
Deck Drive041021900		6947BR
6000 AOSD			
Pump041841100		6969BR
Deck Drive041023600		6972BR
6000 COMD			
Pump Drive041841100		6969BR
Deck Drive041023600		6972BR
6000 Compact			
Pump041504800		6751BR

Belts for Riding Mowers

Application	OEM No.	Standard Belts	Premium Belts
BAD BOY MOWERS - Continued			
6000 CZT; 6000 CZT Elite			
Pump Drive	041640000		6750BR
Deck Drive	041165000		6747BR
6000 Lightning Z			
Pump	041504800		6751BR
Deck Drive; 2010 & Older	041165000		6747BR
Deck Drive; 2011	041017800		6970BR
6000 Pup			
Pump	041504800		6751BR
Deck Drive	041165000		6747BR
6000 ZT Elite			
Pump Drive	041640000		6750BR
Deck Drive	041165000		6747BR
6100 AOSD			
Pump	041504800		6751BR
Deck Drive	041023600		6972BR
6100 COMD			
Pump	041504800		6751BR
6100 Outlaw; 6100 Outlaw Extreme			
Pump Drive	041504800		6751BR
Deck Drive	041017800		6970BR
6100 Outlaw Stander			
Pump Drive	041640000		6750BR
Deck Drive	041402200		6906BR
6100 Outlaw XP			
Pump; 2014 & Older	041504800		6751BR
Pump; 2015 & Newer	041841100		6969BR
Deck Drive	041017800		6970BR
7200 AOS			
Pump	041504800		6751BR
Deck Drive; 2008-2007	041023600		6972BR
Deck Drive; 2009	041237500		7043BR
7200 AOSD			
Pump	041841100		6969BR
7200 Lightning Z			
Pump	041504800		6751BR
Deck Drive; 2010 & Older	041189000		7042BR
Deck Drive; 2011	041020200		6971BR
7200 Outlaw Extreme			
Pump Drive	041504800		6751BR
Deck Drive	041020200		6971BR
7200 Outlaw XP			
Pump; 2014 & Older	041504800		6751BR
Pump; 2015 & Newer	041841100		6969BR
Deck Drive	041020200		6971BR
CZT			
Pump	041640000		6750BR
Deck Drive; W/42" Deck; 2010 & Older	041012000		6589BR
Deck Drive; W/50" Deck	041147000		6692BR
Deck Drive; W/60" Deck	041165000		6747BR
MZ			
Pump	041640000		6750BR
Deck Drive; W/42" Deck	041012000		6589BR
Deck Drive; W/48" Deck	041602700		6946BR
MZ42			
Pump Drive	041640000		6750BR
Deck Drive	041012000		6589BR
MZ48			
Pump Drive	041640000		6750BR
Deck Drive	041602700		6946BR
Outlaw			
Pump	041504800		6751BR
Deck Drive; W/54" Deck	041165000		6747BR
Deck Drive; W/72" Deck	041020200		6971BR
ZT 2300			
Deck Drive; W/50" Deck	041147000		6692BR
Deck Drive; W/60" Deck	041165000		6747BR
ZT 2600; ZT 2700			
Deck Drive; W/50" Deck	041147000		6692BR
Deck Drive; W/60" Deck	041165000		6747BR

Application	OEM No.	Standard Belts	Premium Belts
BAD BOY MOWERS - Continued			
ZT 2600; ZT 2700 - Continued			
Pump	041640000		6750BR
ZT 3600			
Pump	041640000		6750BR
ZT 5000			
Pump	041640000		6750BR
Deck Drive; 2009 & Older	041142000		6759BR
Deck Drive; 2010 & Newer	041147000		6692BR
ZT 6000			
Pump	041640000		6750BR
Deck Drive	041165000		6747BR
BIG WHEEL			
4000; 4400			
Blade	104475	2480	6848
Deck Drive; W/51" Belt O.C.; 1973 & Older			6851
Deck Drive; W/55" Belt O.C.; 1987 & Older			6855
Deck Drive; W/60" Belt O.C.; 1987 & Newer	104476		6860
Forward	104150		6851
Reverse	104147	2270	6827
BIGDOG MOWERS			
A 336			
Hydro. Drive	602253		6448BR
Deck Drive	771824		6923BR
A 342			
Hydro. Drive	602253		6448BR
Deck Drive	603739		6977BR
A 346			
Hydro. Drive	602253		6448BR
Deck Drive	600734		6727BR
ALPHA			
Deck Drive; W/42" Deck	793828		6848BR
Deck Drive; W/52" Deck	791988		6906BR
ALPHA MP			
Deck Drive; W/48" Deck	604830		6785BR
Deck Drive; W/60" Deck	604711		6597BR
C 142			
Hydro. Drive; 2010 & Older	769133		6448BR
Hydro. Drive; 2011 & Newer	797514		6743BR
Deck Drive	600726		6684BR
C 146			
Hydro. Drive; 2010 & Older	769133		6448BR
Hydro. Drive; 2011 & Newer	797514		6743BR
Deck Drive	771824		6923BR
C 154			
Hydro. Drive; 2010 & Older	769133		6448BR
Hydro. Drive; 2011 & Newer	797514		6743BR
Deck Drive	777185		6567BR
DIABLO			
Hydro. Drive	601947		6735BR
Deck Drive; W/52" Deck	789388		6732BR
Deck Drive; W/60" Deck	782292		6733BR
Deck Drive; W/72" Deck	602854		6761BR
DIABLO MP			
Deck Drive; W/60" Deck	603803		6770BR
Deck Drive; W/72" Deck	602860		6920BR
R 748; R 748 POWER BAR			
Hydro. Drive	602253		6448BR
Deck Drive	777185		6567BR
R 754; R 754 DIABLO; R 754 POWER BAR			
Hydro. Drive	602253		6448BR
Deck Drive	789388		6732BR
R 760; R 760 DIABLO; R 760 POWER BAR			
Hydro. Drive	602253		6448BR
Deck Drive	601715		6859BR
STOUT			
Hydro. Drive	602253		6448BR

Lawn & Garden Equipment

Belts for Riding Mowers

Application	OEM No.	Standard Belts	Premium Belts
BIGDOG MOWERS - Continued			
STOUT - Continued			
Deck Drive; W/48" Deck	777185		6567BR
Deck Drive; W/54" Deck	789388		6732BR
Deck Drive; W/60" Deck	601715		6859BR
STOUT MP			
Hydro. Drive	602253		6448BR
Deck Drive; W/54" Deck	789388		6732BR
Deck Drive; W/60" Deck	601715		6859BR
X 1052			
Hydro. Drive	601947		6735BR
Deck Drive	789388		6732BR
X 1060			
Hydro. Drive	601947		6735BR
Deck Drive	782292		6733BR
X 1060 DIABLO			
Deck Drive	603803		6770BR
X 1072			
Hydro. Drive	601947		6735BR
Deck Drive	602854		6761BR
X 1072 DIABLO			
Deck Drive	602860		6920BR
BLACK, SIVALLS AND BRYSON			
454-1; 454-2; 456-1			
Belt; W/26" Belt O.C.	448		6826
Belt; W/31" Belt O.C.	445	2310	6831
BLUE GRASS			
115-672			
Blade	7540184		6852
Deck	7540180		6510BR
Starter/Gen.	7540134		7330
Trans.	7540182	3810	6981
115-990			
P.T.O.	7540165		6834
Starter/Gen.	7540169		7355
134-504			
Eng. To Deck	7540264		6639BR
Primary Variator	7540241		6494BR
Secondary Variator	7540240		6511BR
144-824			
Deck	7540230		6755BR
J.S.	7540245		6859
Transaxle	7540244		6840
BG668-4			
Blade	7540145		6488BR
Trans.	7540266		6775BR
BG832RE			
Blade	19887	2550	6855
BG834RE			
Blade	7540178	3820	6982
Drive	7540185		6849
BG1038			
Blade	7540145		6488BR
Drive; W/37" Belt O.C.	7540173	3370	6937
Drive; W/65" Belt O.C.	7540191		6865
BG5444			
Blade	8672B		6825
Trans.	9407B		6831
BG6525; BG6725			
Blade	8672B		6825
Trans.	8671B		6829
BG6744			
Blade	8672B		6825
Trans.	9407B		6831
BG6765			
Blade	8672B		6825
Trans.	8671B		6829
BG6824			
Blade	8672B		6825
Trans.	9407B		6831

Application	OEM No.	Standard Belts	Premium Belts
BLUE GRASS - Continued			
BG6826			
Blade	8672B		6825
Trans.	8671B		6829
BG6832E; BG6932B			
Blade	14197	2280	6828
Trans.	8671B		6829
BG6959			
Blade	8672B		6825
Trans.	8671B		6829
BG7032EL; BG7232EL			
Blade	15482	2520	6852
Trans.	15342		6855
BG7626RE			
Blade	19887	2550	6855
BG8832			
Blade	15482	2520	6852
Trans.	15342		6855
BR45			
Trans.	9407B		6831
BR4133			
Blade	8672B		6825
Trans.	9407B		6831
C726RE			
Blade	7540188		6951
Drive; W/24" Belt O.C.	7540187	3240	6924
Drive; W/31" Belt O.C.	7540136		6931
C6854			
Blade	8672B		6825
Trans.	9407B		6831
Peerless Transaxle			
Belt	7540266		6775BR
W7-B392			
Blade	7540167		6964
Drive	7540198		6451BR
W7-BG465; W7-BG465-D			
Blade	7540151		6957
Deck	7540138	3500	6950
Traction	7540136		6931
W7-BG497; W7-BG498-D			
Blade	7540145		6488BR
Trans.	7540226		6551BR
W7-BG672TR			
Blade	7540184		6852
Deck	7540180		6510BR
Starter/Gen.	7540134		7330
Trans.	7540182	3810	6981
W7-BG796			
Drive; W/42" Belt O.C.	7540207		6842
Drive; W/62" Belt O.C.	7540198		6451BR
W7-BG860			
Trans.	7540217		6979
W7-BG918A			
Eng.	7540210		6960
Trans.	7540212		6945
W7-BG990TR			
P.T.O.	7540165		6834
Starter/Gen.	7540169		7355
BOBCAT			
742240			
Eng. To Deck	2188175		6721BR
Blade Drive	2188176		6574BR
Hydro. Drive	2188128		6530BR
742241			
Eng. To Deck	2722224		6857BR
Blade Drive	128003		6485BR
Hydro. Drive	2188128		6530BR
742242			
Eng. To Deck	2722554		6805BR
Blade Drive	4135683		6804BR

Belts for Riding Mowers

Application	OEM No.	Standard Belts	Premium Belts
BOBCAT - Continued			
742242 - Continued			
Hydro. Drive	2188128		6530BR
942200			
Traction	2188128		6530BR
Eng. To Deck; W/48" Deck	2720815		6806BR
Blade Drive; W/48" Deck	128110		6615BR
Eng. To Deck; W/52" Deck	2188175		6721BR
Blade Drive; W/52" Deck	2188176		6574BR
Eng. To Deck; W/61" Deck	2188134		6480BR
Blade Drive; W/61" Deck	128003		6485BR
942201			
Traction	2188128		6530BR
Eng. To Deck; W/48" Deck	2720815		6806BR
Blade Drive; W/48" Deck	128110		6615BR
942202			
Traction	2188128		6530BR
Eng. To Deck; W/48" Deck	2720815		6806BR
Blade Drive; W/48" Deck	128110		6615BR
Eng. To Deck; W/52" Deck	2188175		6721BR
Blade Drive; W/52" Deck	2188176		6574BR
Eng. To Deck; W/61" Deck	2188134		6480BR
Blade Drive; W/61" Deck	128003		6485BR
942203; 942204			
Traction	2188128		6530BR
Eng. To Deck	2188175		6721BR
Blade Drive	2188176		6574BR
942206			
Traction	2188128		6530BR
Eng. To Deck	2188134		6480BR
Blade Drive	128003		6485BR
942207; 942211			
Traction	2188128		6530BR
Eng. To Deck	2188175		6721BR
Blade Drive	2188176		6574BR
942211A			
Traction	2188128		6530BR
Eng. To Deck	2720815		6806BR
Blade Drive	2188176		6574BR
942212			
Traction	2188128		6530BR
Eng. To Deck; W/52" Deck	2188175		6721BR
Blade Drive; W/52" Deck	2188176		6574BR
Blade Drive; W/60" Deck	128003		6485BR
Eng. To Deck; W/61" Deck	2188134		6480BR
Blade Drive; W/61" Deck	128003		6485BR
942212A			
Traction	2188128		6530BR
Eng. To Deck	2720815		6806BR
Blade Drive	2188176		6574BR
942213; 942215			
Traction	2188128		6530BR
Eng. To Deck; W/52" Deck	2188175		6721BR
Blade Drive; W/52" Deck	2188176		6574BR
Blade Drive; W/60" Deck	128003		6485BR
Eng. To Deck; W/61" Deck	2188134		6480BR
Blade Drive; W/61" Deck	128003		6485BR
942218			
Eng. To Deck	2720815		6806BR
Blade Drive	2188176		6574BR
Hydro.	4162583		6890BR
942219			
Eng. To Deck	2188134		6480BR
Blade Drive	128003		6485BR
Hydro.	4162583		6890BR
942220; 942220A			
Traction	2188128		6530BR
Eng. To Deck	2720815		6806BR
Blade Drive	128110		6615BR
942221; 942221A; 942222; 942222A			
Traction	2188128		6530BR
Eng. To Deck	2720815		6806BR
Blade Drive	2188176		6574BR

Application	OEM No.	Standard Belts	Premium Belts
BOBCAT - Continued			
942223; 942223A; 942224; 942224A			
Traction	2188128		6530BR
Eng. To Deck	2188134		6480BR
Blade Drive	128003		6485BR
942225			
Eng. To Deck	2188134		6480BR
Blade Drive	2188176		6574BR
942226			
Blade Drive	128003		6485BR
942227; 942227A			
Traction	2188128		6530BR
Eng. To Deck	2720815		6806BR
Blade Drive	2188176		6574BR
942228; 942228A			
Traction	2188128		6530BR
Eng. To Deck	2188134		6480BR
Blade Drive	128003		6485BR
942230; 942230A			
Traction	2188128		6530BR
Eng. To Deck	2722224		6857BR
Blade Drive	128003		6485BR
942231; 942231A			
Traction	2188128		6530BR
Eng. To Deck	2722554		6805BR
942233A			
Traction	2188128		6530BR
Eng. To Deck	2188134		6480BR
Blade Drive	128003		6485BR
942236			
Blade Drive	128003		6485BR
942237			
Traction	4162583		6890BR
Eng. To Deck	2188134		6480BR
Blade Drive	128003		6485BR
942237A			
Traction	2188128		6530BR
Eng. To Deck	2188134		6480BR
Blade Drive	128003		6485BR
942238A			
Traction	2188128		6530BR
Eng. To Deck	2722224		6857BR
Blade Drive	128003		6485BR
942239A			
Traction	2188128		6530BR
Eng. To Deck	2722554		6805BR
942240			
Eng. To Deck	2720815		6806BR
Blade Drive	2188176		6574BR
Hydro.; 2008 & Older	2188128		6530BR
Hydro.; 2009 & Newer	4161305		6889BR
942241			
Eng. To Deck	2722224		6857BR
Blade Drive	128003		6485BR
Hydro.; 2008 & Older	2188128		6530BR
Hydro.; 2009 & Newer	4161305		6889BR
942242			
Eng. To Deck	2722554		6805BR
Blade Drive	4135683		6804BR
Hydro.; 2008 & Older	2188128		6530BR
Hydro.; 2009 & Newer	4161305		6889BR
942245			
Hydro. Drive	4161304		6861BR
Blade Drive	128003		6485BR
942250; 942251			
Traction	4162583		6890BR
Eng. To Deck	2720815		6806BR
Blade Drive	2188176		6574BR
942252			
Traction	4162583		6890BR
Eng. To Deck	2188134		6480BR
Blade Drive	128003		6485BR

Lawn & Garden Equipment

Belts for Riding Mowers

Application	OEM No.	Standard Belts	Premium Belts
BOBCAT - Continued			
942253			
Traction	4157920		6891BR
Blade Drive	128003		6485BR
942254			
Traction	4162583		6890BR
Eng. To Deck	2188134		6480BR
Blade Drive	128003		6485BR
942255; 942256			
Traction	4161305		6889BR
Eng. To Deck	2722224		6857BR
Blade Drive	128003		6485BR
942257			
Traction	4161305		6889BR
Eng. To Deck	2188134		6480BR
Blade Drive	128003		6485BR
942258			
Traction	4161305		6889BR
Eng. To Deck	2722554		6805BR
Blade Drive	4135683		6804BR
942259			
Traction	4162583		6890BR
Eng. To Deck	2720815		6806BR
Blade Drive	2188176		6574BR
942290; 942291			
Transaxle	4143636		6807BR
Deck Drive	4144212		6981BR
942293			
Transaxle	4143636		6807BR
Deck Drive	4147716		6778BR
942295			
Transaxle	4143636		6807BR
Deck Drive	4147095		6759BR
942296			
Transaxle	4143636		6807BR
Deck Drive	4143733		6746BR
942297F; 942297G; 942297H			
Transaxle	4143636		6807BR
Deck Drive	4144212		6981BR
942298F; 942298G; 942298H			
Transaxle	4143636		6807BR
Deck Drive	4147095		6759BR
942299F; 942299G			
Transaxle	4143636		6807BR
Deck Drive	4143733		6746BR
942299H			
Transaxle	4143636		6807BR
Deck Drive	4168470		6746BR
942302F; 942302G; 942302H; 942311;			
942311G			
Transaxle	4143636		6807BR
Deck Drive	4147716		6778BR
942313; 942313G			
Transaxle	4143636		6807BR
Deck Drive	4143733		6746BR
942314G			
Transaxle	4143636		6807BR
Deck Drive	4163569		6878BR
942315G			
Transaxle	4143636		6807BR
Deck Drive	4143733		6746BR
942316G			
Transaxle	4143636		6807BR
Deck Drive	4163569		6878BR
942404F; 942404G; 942405F; 942405G			
Hydro. Drive	4143636		6807BR
Deck Drive	4163569		6878BR
942406H			
Transaxle	4143636		6807BR
Deck Drive	4143733		6746BR

Application	OEM No.	Standard Belts	Premium Belts
BOBCAT - Continued			
942407H			
Transaxle	4143636		6807BR
Deck Drive	4163569		6878BR
942408H			
Transaxle	4143636		6807BR
Deck Drive	4168470		6746BR
942409J			
Transaxle	4143636		6807BR
Deck Drive	4163569		6878BR
942500G; 942501G; 942501J			
Hydro. Drive	4157920		6891BR
Deck Drive	4165619		6892BR
942502G; 942502J; 942504G; 942504J;			
942505G			
Hydro. Drive	4157920		6891BR
Deck Drive	4165618		6893BR
942506G; 942506J			
Hydro. Drive	4157920		6891BR
Deck Drive	4165619		6892BR
942507G; 942507J			
Hydro. Drive	4157920		6891BR
Deck Drive	4165618		6893BR
942508G; 942508J			
Hydro. Drive	4157920		6891BR
Deck Drive	4165645		6920BR
942509G			
Hydro. Drive	4157920		6891BR
Deck Drive; W/61" Deck	4165644		7032BR
942509J			
Hydro. Drive	4157920		6891BR
Deck Drive	4165644		7032BR
942510G			
Hydro. Drive	4157920		6891BR
Deck Drive; W/61" Deck	4165644		7032BR
942510J			
Hydro. Drive	4157920		6891BR
Deck Drive	4165644		7032BR
942511G			
Hydro. Drive	4157920		6891BR
Deck Drive; W/72" Deck	4165617		7033BR
942511J			
Hydro. Drive	4157920		6891BR
Deck Drive	4165617		7033BR
942512G			
Hydro. Drive	4157920		6891BR
Deck Drive	4165644		7032BR
942513G			
Hydro. Drive	4157920		6891BR
Deck Drive	4165617		7033BR
942514G; 942514J; 942515G; 942515J			
Hydro. Drive	4161304		6861BR
Deck Drive	4165618		6893BR
942516G; 942516J			
Hydro. Drive	4161304		6861BR
Deck Drive	4165645		6920BR
942517G; 942517J			
Hydro. Drive	4157920		6891BR
Deck Drive	4143733		6746BR
942518G; 942519G; 942519J			
Hydro. Drive	4161304		6861BR
Deck Drive	4165645		6920BR
942520H; 942520J			
Hydro. Drive	4157920		6891BR
Deck Drive	4165619		6892BR
942521H; 942521J			
Hydro. Drive	4157920		6891BR
Deck Drive	4165618		6893BR
942522J			
Hydro. Drive	4157920		6891BR

Belts for Riding Mowers

Lawn & Garden Equipment

Application	OEM No.	Standard Belts	Premium Belts	Application	OEM No.	Standard Belts	Premium Belts
BOBCAT - Continued				BOLENS - Continued			
942522J - Continued				13AN863G163; 13AO683G163 - Continued			
Deck Drive	4165619		6892BR	Drive - Lower	75404001A		6969
942523J				Deck Drive	7540371A		6402BR
Hydro. Drive	4157920		6891BR	13AQ683G163; 13AQ683H163			
Deck Drive	4165618		6893BR	Drive	75404002		6618BR
942525J				13W1762F065; 13WC762F065; 13WC762F265			
Hydro. Drive	4157920		6891BR	Drive - Upper	9540241A		6494BR
Deck Drive	4165619		6892BR	Drive - Lower	95404249A		6520BR
942526J				Deck Drive	95404062		6774BR
Hydro. Drive	4157920		6891BR	70S			
Deck Drive	4165618		6893BR	Primary	1720131		6844
942529J				160-01; 161-01			
Hydro. Drive	4161304		6861BR	Eng. To Versamatic	1720131		6844
Deck Drive	4169640		6892BR	Gen.	1713533		6734
942532				P.T.O.			6833
Hydro. Drive	4157920		6891BR	Versamatic To Drive	1715942		6847
Deck Drive	4169640		6892BR	164-01; 165-01			
942533				Eng. To Versamatic	1720131		6844
Hydro. Drive	4157920		6891BR	Gen.	1713533		6734
942600				P.T.O.	1720726		6833
Transaxle	4168621		7013BR	Versamatic To Drive	1715942		6847
Deck Drive	4168384		7016BR	166-01; 166-02			
942601				Differential			6846
Transaxle	4168621		7013BR	Gen.	1713533		6734
Deck Drive	4168130		7017BR	P.T.O.	1720726		6833
942602				171-01			
Transaxle	4168621		7013BR	Drive			6835
Deck Drive	4163569		6878BR	P.T.O.	1713714		6843
942610				172-01			
Transaxle	4168621		7013BR	Drive			6835
Deck Drive	4169566		6692BR	Gen.	1713533		6734
942611				P.T.O.	1713714		6843
Transaxle	4168621		7013BR	190-01			
Deck Drive	4169640		6892BR	Gen.			6832
942612				P.T.O.	1716571		6834
Transaxle	4168621		7013BR	191-01; 191-02			
Deck Drive	4163569		6878BR	Gen.			6832
942621				P.T.O.			6943
Transaxle	4143636		6807BR	192-01; 192-02; 193-01			
Deck Drive	4169640		6892BR	Gen.			6832
Eng. To Hyd. Pump				P.T.O.	1716571		6834
Starter/Gen.	7540169		7355	194-01			
Motor 180				Drive; W/30" Belt O.C.			6830
Front Reel	108025		6952	Gen.			6832
Rear Reel	108024		6946	197-01; 197-02; 197-03; 198-01; 198-02			
Motor 213D				Drive			6832
W.P. & Alt.	FM355		7355	Gen.	1711844		6836
Motor 350D				248-047			
Fan & Alt.	REMF6410		▲9420HD	P.T.O.	1726701		6877
T16K				510-01; 510-02			
Traction	38017		6944	Drive	1722238	2650	6865
T22D				P.T.O.	1722258		6831
Fan & Idler			AX34	528			
W.P. & Alt.	REMF1370		7370	Blade; W/64" Belt O.C.	1736248		6864
T24N; T188				Blade; W/65" Belt O.C.	1738496		6865
Eng. To J.S.			3V375	Trans.	1731719		6851
T1648				610-01; 610-02; 613-01; 613-02; 613-04			
Eng. To Trans.	118071	2350	6835	Drive	1722238	2650	6865
TW28CG				P.T.O.	1722258		6831
Fan & Idler			7300	628			
Fan To Alt.; W/40A. Alt.	48519		7450	Trans.	1731719		6851
BOLENS				728			
13AM662F163				Blade			6868
Drive - Upper	75404002		6618BR	Trans.	1724261		6851
Drive - Lower	75404001A		6969	730-01; 733-01			
Deck Drive	7540329A		6630BR	Eng. To Versamatic	1720131		6844
13AN863G163; 13AO683G163				Gen.	1713533		6734
Drive - Upper	75404002		6618BR	P.T.O.	1720726		6833
				Versamatic To Drive	1715942		6847

▲ Standard Belt May Also Be Available.

Belts for Riding Mowers

Application	OEM No.	Standard Belts	Premium Belts	Application	OEM No.	Standard Belts	Premium Belts
BOLENS - Continued				BOLENS - Continued			
736-01				1000 - Continued			
Differential			6846	Gen.			6832
Gen.	1713533		6734	1011GM; 1011HM			
P.T.O.	1720726		6833	Eng. To Deck	213676		6885
770				1050			
Eng. To Versamatic	1720131		6844	Drive	1716571		6834
Gen.	1713533		6734	Gen.			6832
P.T.O.	1720726		6833	1053			
Versamatic To Drive	1715942		6847	Drive; Ser. No. 0300101 & After			6835
775				P.T.O.	1725603		6843
Differential			6846	1053-01; 1053-02; 1054-01; 1054-03; 1054-04			
Gen.	1713533		6734	Drive	1716571		6834
P.T.O.	1720726		6833	Gen.			6832
812				1055			
Drive	1737347		6869	Drive; Ser. No. 0300101 & After			6835
P.T.O.	1732582		6831	P.T.O.	1725603		6843
Trans.	1741135		6871	1058			
813; 813-01; 813-03		2650	6865	P.T.O.	1726701		6877
Drive	1722238		6831	1060			
P.T.O.; Ser. No. 0400101 Thru 0599999	1722258		6831	Drive			6847
P.T.O.; Ser. No. 0600101 & After	1732582		6831	P.T.O.	1726701		6877
814				1068			
Drive	1732726		6871	P.T.O.	1726701		6877
P.T.O.	1732582		6831	1113			
828; 829				Drive	1732726		6871
Blade			6868	P.T.O.	1732582		6831
Trans.; Ser. No. 0100101 Thru 0199999	1724261		6851	Trans.	1741135		6871
Trans.; Ser. No. 0200101 & After	1731719		6851	1130			
830; 831				Blade; Ser. No. SNO399999 & Before	1722238	2650	6865
Blade; W/30" Mower; Ser. No. SNO399999 & Before	1722238	2650	6865	Blade; Ser. No. SNO400101 & After	1738511	2660	6866
Blade; W/30" Mower; Ser. No. SNO400101 & After	1738511	2660	6866	Drive	1731719	2510	6851
Drive	1731719	2510	6851	1134			
853-01; 853-02; 853-03				Trans.	1731719	2510	6851
Eng.			6935	1136			
Gen.	1713533		6734	Blade	1747938		6896
P.T.O.			6944	Trans.	1731719		6851
855				1155			
Drive; Ser. No. 0300101 & After			6835	Drive; Ser. No. 0300101 & After			6835
P.T.O.	1725603		6843	P.T.O.	1725603		6843
909-01; 910; 910-01; 910-02; 910-03; 911; 911-01; 911-02; 912-02; 914				1160			
P.T.O.	1715942		6847	Drive			6847
Trans.			6838	P.T.O.	1726701		6877
914-01; 914-02; 915; 915-01; 915-02; 915-03				1253-01; 1253-02; 1254-01; 1254-03; 1254-04; 1254-05; 1254-06			
P.T.O.	1715942		6847	Drive	1716571		6834
Trans.			6838	Gen.			6832
930				1255			
High Speed Drive			3V250	P.T.O.	1725603		6843
Low Speed Drive			3V315	1256-01; 1256-02; 1256-04; 1256-05; 1256-06; 1256-07; 1257-01			
Gen.	1716161		6831	Drive			6830
P.T.O.	1715614		6728	Gen.			6832
930-01; 930-02				1258			
High Speed Drive			3V250	P.T.O.	1726701		6877
Low Speed Drive	1715612		3V315	1261			
P.T.O.	1715614		6728	Drive			6847
931				1349			
High Speed Drive	1719269		6725	Belt	1724943		A136
Low Speed Drive			3V315	1400			
Gen.	1716161		6831	Trans.			6847
P.T.O.	1715614		6728	1453			
931-01; 931-02				Drive	1716571		6834
P.T.O.	1715614		6728	1455			
933M; 936M				Drive			6832
Eng. To J.S.	9585005300		6855	Gen.	1711844		6836
Eng. To Trans.	9585005000		6837	1456			
960-01; 960-02				Drive			6830
P.T.O.			6858				
1000							
Drive	1716571		6834				

Belts for Riding Mowers

Application	OEM No.	Standard Belts	Premium Belts	Application	OEM No.	Standard Belts	Premium Belts
BOLENS - Continued				BOLENS - Continued			
1458 P.T.O.1726701			6877	8726-02; 8726-03; 8727-01; 8728-01 - Continued Belt; W/30" Rear Eng.; W/26" Rotary Mower1722238		2650	6865
1461; 1463 Drive			6847		15550 Belt; W/30" Deck1745369		
1476-01; 1477-01 Drive			6832	15570 Drive1743876			6898
Gen.1711844			6836	Belt; W/42" Deck1728133			6892
Belt; W/32" Deck			6875	17350 Belt; W/48" Deck1724943			A136
1556-01; 1556-02; 1556-03; 1656 Drive			6830	18001; 18006 Belt; W/32" Deck			6875
1658 P.T.O.1726701			6877	18048 Belt; W/48" Deck1718653			A128
1661 Drive			6847	18335 Drive; W/B. & S. Eng.1741576			6881
P.T.O.1726701			6877	Drive; W/Tecumseh Eng.1726701			6877
1666 P.T.O.			6836	Belt; W/42" Deck1728133			6892
1858 P.T.O.1726701			6877	18336 Blade; W/100" Belt O.C.1736903			68100
1886-01; 1886-03; 1886-04; 1886S-05; 1886S-06 Drive			6835	Drive; W/B. & S. Eng.1741577			6883
1966 P.T.O.			6836	Drive; W/Tecumseh Eng.1739080			6879
2086; 2087; 2288; 2289; 2389 Drive			6835	18338 Drive; W/B. & S. Eng.1739080			6879
6428-01 Belt; W/24" Rotary Mower1108466			6833	Drive; W/Tecumseh Eng.1728133			6892
6466-01; 6466-02 Blade1705034			6835	Belt; W/48" Deck1737187			6895
Eng.1705033	2220		6822	18415; 18416; 18417; 18418 Belt; W/38" Deck			6875
6467-01; 8266-01 Blade1800367			6833	18420; 18421; 18423 Belt; W/42" Deck1185651			A112
Drive1705034			6835	18440 Belt; W/32" Deck1713853			6857
Eng.1705033	2220		6822	18441; 18442 Belt; W/32" Deck			6870
8424-01 Belt; W/24" Rotary Mower1108466			6833	18445 Belt; W/32" Deck1713853			6857
8426-01 Blade			6850	18446 Belt; W/32" Deck; W/70" Belt O.C.			6870
Drive			6828	Belt; W/32" Deck; W/75" Belt O.C.			6875
Trans.1705034			6835	18449 Belt; W/32" Deck			6870
8436-01 Blade To Blade; W/36" Rotary Mower1711844			6836	18457 Belt; W/42" Deck1185651			A112
Drive; W/36" Rotary Mower1705034			6835	19101 Belt; W/28" Deck1715213			6861
Eng.; W/36" Rotary Mower1705033	2220		6822	19102 Belt; W/38" Deck			6875
Eng. To Blade; W/36" Rotary Mower1711845	3440		6944	19107 Belt; W/28" Deck1715213			6861
8524-01 Belt; W/24" Rotary Mower1108466			6833	19108 Belt; W/32" Deck			6875
8526-01 Blade			6850	19342 Belt; W/42" Deck1185651			A112
Drive			6828	50042S Deck1746823			68105
8536-01 Blade To Blade; W/36" Rotary Mower1711844			6836	50048R; 50048S Belt; W/48" Deck1724943			A136
Drive; W/36" Rotary Mower1711916	2390		6839	Grounds Keeper Primary P.T.O.1717120			6844
Eng. To Blade; W/36" Rotary Mower1711845	3440		6944	Pump & Gen.			6858
Eng.; W/36" Rotary Mower1705033	2220		6822	Wing Mower			6860
8624-01 Belt; W/24" Rotary Mower			6833	LT11 Eng. To J.S.1732582			6831
8626-01 Blade; W/26" Rotary Mower1714106	2210		6821	Eng. To Trans.1732726			6871
Drive; W/26" Rotary Mower1714107			6846	QS16 1660 Drive1724729			6835
8724-01; 8724-02; 8724-03; 8725-01 Belt; W/24" Rotary Mower			6833				
8726-01 Eng. To Blade; W/26" Rotary Mower1714285	2230		6823				
Eng. To Drive; W/26" Rotary Mower	2480		6848				
8726-02; 8726-03; 8727-01; 8728-01 Blade; W/26" Rotary Mower	1230		6723				
Trans.; W/26" Rotary Mower	2480		6848				

② Two Required.

Lawn & Garden Equipment

Belts for Riding Mowers

Application	OEM No.	Standard Belts	Premium Belts
BOLENS - Continued			
QT17 1660			
P.T.O.			6836
BUNTON			
642201			
Traction	2188128		6530BR
P.T.O.	2720815		6806BR
Blade Drive	128110		6615BR
642203; 642204			
Traction	2188128		6530BR
P.T.O.	2188175		6721BR
Blade Drive	2188176		6574BR
642206; 642207			
Traction	2188128		6530BR
P.T.O.	2188134		6480BR
Blade Drive	128003		6485BR
642211			
Traction	2188128		6530BR
P.T.O.	2188175		6721BR
Blade Drive	2188176		6574BR
642211A			
Traction	2188128		6530BR
P.T.O.	2720815		6806BR
Blade Drive	2188176		6574BR
642213; 642215			
Traction	2188128		6530BR
P.T.O.; W/52" Deck	2188175		6721BR
Blade Drive; W/52" Deck	2188176		6574BR
P.T.O.; W/61" Deck	2188134		6480BR
Blade Drive; W/61" Deck	128003		6485BR
642218F			
Traction	4162583		6890BR
P.T.O.	2720815		6806BR
Blade Drive	2188176		6574BR
642219F			
Traction	4162583		6890BR
P.T.O.	2188134		6480BR
Blade Drive	128003		6485BR
642220; 642220A			
Traction	2188128		6530BR
P.T.O.	2720815		6806BR
Blade Drive	128110		6615BR
642221; 642221A			
Traction	2188128		6530BR
P.T.O.	2188175		6721BR
Blade Drive	2188176		6574BR
642221F			
Traction	4162583		6890BR
P.T.O.	2720815		6806BR
Blade Drive	2188176		6574BR
642222; 642222A			
Traction	2188128		6530BR
P.T.O.	2188175		6721BR
Blade Drive	2188176		6574BR
642223; 642223A			
Traction	2188128		6530BR
P.T.O.	2188134		6480BR
Blade Drive	128003		6485BR
642225			
P.T.O.	2188134		6480BR
Blade Drive	2188176		6574BR
642226			
Blade Drive	128003		6485BR
642227; 642227A			
Traction	2188128		6530BR
P.T.O.	2188175		6721BR
Blade Drive	2188176		6574BR
642228; 642228A			
Traction	2188128		6530BR
P.T.O.	2188134		6480BR
Blade Drive	128003		6485BR

Application	OEM No.	Standard Belts	Premium Belts
BUNTON - Continued			
642230; 642230A			
Traction	2188128		6530BR
P.T.O.	2722224		6857BR
Blade Drive	128003		6485BR
642231			
Traction	2188128		6530BR
P.T.O.	2722554		6805BR
642231A			
Traction	2188128		6530BR
P.T.O.	2722554		6805BR
Blade Drive	4135683		6804BR
642233; 642233A			
Traction	2188128		6530BR
P.T.O.	2188134		6480BR
Blade Drive	128003		6485BR
642233F			
Traction	4162583		6890BR
P.T.O.	2188134		6480BR
Blade Drive	128003		6485BR
642237A			
Traction	2188128		6530BR
P.T.O.	2188134		6480BR
Blade Drive	128003		6485BR
642237F			
Traction	4162583		6890BR
P.T.O.	2188134		6480BR
Blade Drive	128003		6485BR
642238A			
Traction	2188128		6530BR
P.T.O.	2722224		6857BR
Blade Drive	128003		6485BR
642239A			
Traction	2188128		6530BR
P.T.O.	2722554		6805BR
Blade Drive	4135683		6804BR
642240E			
P.T.O.	2720815		6806BR
Blade Drive	2188176		6574BR
642241E			
P.T.O.	2722224		6857BR
Blade Drive	128003		6485BR
642241F			
Traction	4161305		6889BR
P.T.O.	2188134		6480BR
Blade Drive	128003		6485BR
642242E			
P.T.O.	2722554		6805BR
Blade Drive	4135683		6804BR
642242F			
Traction	4161305		6889BR
P.T.O.	2722554		6805BR
Blade Drive	4135683		6804BR
642243E			
Pump Drive	4157920		6891BR
Blade Drive	128003		6485BR
642244F			
Traction	4162583		6890BR
P.T.O.	2720815		6806BR
Blade Drive	2188176		6574BR
642245E			
Blade Drive	4135683		6804BR
642245F			
Traction	4161304		6861BR
Blade Drive	128003		6485BR
642246F			
Traction	4161305		6889BR
P.T.O.	2188134		6480BR
Blade	128003		6485BR
642247F			
Traction	4161305		6889BR
P.T.O.	2722554		6805BR

Belts for Riding Mowers

Application	OEM No.	Standard Belts	Premium Belts
BUNTON - Continued			
642247F - Continued			
Blade Drive	4135683		6804BR
642248F			
Traction	4162583		6890BR
P.T.O.	2720815		6806BR
Blade Drive	2188176		6574BR
642249F			
Traction	4162583		6890BR
P.T.O.	2188134		6480BR
Blade Drive	128003		6485BR
642290E; 642291E; 642291F			
Transaxle	4143636		6807BR
Deck Drive	4144212		6981BR
642293E			
Transaxle	4143636		6807BR
Deck Drive	4147716		6778BR
642295E; 642295F			
Transaxle	4143636		6807BR
Deck Drive	4147095		6759BR
642296E; 642296F			
Transaxle	4143636		6807BR
Deck Drive	4143733		6746BR
642311F			
Transaxle	4143636		6807BR
Deck Drive	4147716		6778BR
642313F			
Transaxle	4143636		6807BR
Deck Drive	4143733		6746BR
642404F			
Transaxle	4143636		6807BR
Deck Drive	4163569		6878BR
BURNS			
40-724; 40-725; 40-726; 40-727			
Drive	11144		6835
Trans.			6852
40-942; 40-949; 40-950			
Trans.			6852
815			
Blade			6854
Traction	13487	2370	
816			
Blade	14365		A49
817; 818			
Eng. To Blade	13560		6859
Traction	13487	2370	
850			
Drive	10923		6830
Traction	10897		6851
851; 851X			
Eng. To Deck	10923		6830
Traction	13487	2370	
852			
Drive	10923		6830
Traction	10897		6851
855			
Eng. To Deck	17518		6960
Traction	13487	2370	
859			
Drive	10923		6830
Traction	10897		6851
6087914			
Drive	4638		6830
6088314			
Deck	10923		6830
Traction	10897		6851
B60; B60E			
Eng. To Shaft	7080		6837

Application	OEM No.	Standard Belts	Premium Belts
BURNS - Continued			
B90E			
Belt; W/36" Rotary Mower	7087		②3V250
Eng. To Shaft	7062	3340	6934
M60; M60E			
Eng. To Shaft	7080		6837
M90E			
Belt; W/36" Rotary Mower	7087		②3V250
Eng. To Shaft	7062	3340	6934
BUSH HOG			
CZ2149; CZ2349			
Pump	50027563		6799BR
Deck Drive	88667		6599BR
CZ2355; CZ2555			
Pump	50027563		6799BR
Deck Drive	1550119		6800BR
CZ2561			
Pump	50027563		6799BR
Deck Drive	50047108		6598BR
EC2561KH			
Pump Drive	50068022		6780BR
Deck Drive	94898		6769BR
EC2655KW			
Pump Drive	50068022		6780BR
Deck Drive	1550111		6746BR
EC2661KW			
Pump Drive	50068022		6780BR
Deck Drive	94898		6769BR
ES1744			
Pump; 2007 & Older	50045945		A67
ES1844; ES1852			
Pump	50045945		A67
ES2044			
Pump; 2007 & Older	50045945		A67
ES2052			
Pump; 2007 & Older	50045945		A67
Deck Drive; 2008 & Newer	1550119		6800BR
ES2252; ES2352; ES2452			
Deck Drive	1550119		6800BR
GT41			
Eng. To Blade	65482		6946
HD12			
P.T.O.	S2954		3V250
HS1736			
Deck Drive	50023377		6650BR
HS1742			
Deck Drive	50055781		6688BR
HS1836			
Deck Drive	50023377		6650BR
HS1842; HS2042			
Deck Drive	50055781		6688BR
JB1			
P.T.O.	S4763		6935
M2254			
Pump	50027563		6799BR
Deck Drive	50027565		6732BR
M2255; M2260			
Pump	50027563		6799BR
M2261			
Pump	50027563		6799BR
Deck Drive	50034723		6801BR
M2354			
Pump	50027563		6799BR
Deck Drive	50027565		6732BR
M2355; M2355A; M2360			
Pump	50027563		6799BR
M2361			
Pump	50027563		6799BR

② Two Required.

Belts for Riding Mowers

Application	OEM No.	Standard Belts	Premium Belts	Application	OEM No.	Standard Belts	Premium Belts
BUSH HOG - Continued				CASE, J.I. - Continued			
M2361 - Continued				130			
Deck Drive	50034723		6801BR	Blade	C11945		6882
M2554				Deck; W/C-38 Drive	C12493		6841
Pump	50027563		6799BR	Deck; W/C-44 Drive	C12494		6842
Deck Drive	50027565		6732BR	Mower; W/C-38 Drive	C12491		6857
M2555; M2555K; M2560				Mower; W/C-44 Drive	C12492		6858
Pump	50027563		6799BR	Starter/Gen.			6735
M2561; M2561K; M2661				150			
Pump	50027563		6799BR	Deck; W/71" Belt O.C.	C10769		3VX710
Deck Drive	50034723		6801BR	Deck; W/75" Belt O.C.	C23811		3V750
M2672				Drive; W/38" Deck	C14980		6761
Pump	50027563		6799BR	Gen.			6735
Deck Drive	50027564		6761BR	P.T.O.	C10507		3V300
M2673				155			
Pump	50027563		6799BR	Blade	C23811		3V750
M2761				Gen.			6735
Pump	50027563		6799BR	P.T.O.	C10507		3V300
Deck Drive	50034723		6801BR	180			
PZ2555				Blade	C11945		6882
Pump	50027563		6799BR	Mower; W/C-44R Drive	C11988		6956
Deck Drive	1550119		6800BR	Starter/Gen.			6735
PZ2561; PZ2661				190			
Pump	50027563		6799BR	Gen.			6735
Deck Drive	50047108		6598BR	P.T.O.	C10507		3V300
PZ2755				195			
Pump	50027563		6799BR	Blade	C23811		3V750
Deck Drive	1550119		6800BR	Gen.			6735
PZ2861				P.T.O.	C10507		3V300
Pump	50027563		6799BR	210			
Deck Drive	50047108		6598BR	Clutch	C18919		6831
PZ2873				Gen.	C14345		6734
Pump	50027563		6799BR	Traction	C18918		6868
PZ3061				220; 222; 224			
Pump	50027563		6799BR	Drive	C14345		6734
Deck Drive	50047108		6598BR	Gen.	C23902		7335
PZ3073				P.T.O.	C14116		6841
Pump	50027563		6799BR	235; 255			
VE Series; YR Series				Fan & Alt.	MD007528		7370
Implement Clutch	S1669		6836	265			
ZT180; ZT220-W; ZT230				Fan & Alt.	MB041704		7390
Deck Drive; W/48" Deck	96814		6665BR	442			
CANADA				Drive	C14345		6734
52094				Gen.	C23902		7335
Deck	213676		6885	P.T.O.	C14116		6841
CANADIAN TIRE				444			
115-460-515				Drive; W/34" Belt O.C.	C14345		6734
Blade	7540151		6967	Gen.	C23902		7335
Eng. To Variator	7540138		6950	P.T.O.	C14116		6841
Variator To Trans.	7540136		6931	Drive; Ser. No. 9488 & After	C23359		6871
CASE, J.I.				644; 646			
80				Gen.	9744750		7335
Blade	C24349		6860	Colt 2110; Colt 2310			
Drive	C24342		6836	Deck; W/71" Belt O.C.	C10769		3VX710
107				Deck; W/75" Belt O.C.	C23811		3V750
Eng.	C15370		6863	Drive; W/38" Deck	C14980		6761
108; 110				Colt 2510; Colt 2712			
P.T.O.	C15552		6833	Belt; W/44" Deck	C23811		3V750
Trans.	C18634		6882	Colt Delux			
117				Deck; W/C-38 Drive	C12493		6841
P.T.O.	C15552		6833	Deck; W/C-44 Drive	C12494		6842
120				Mower; W/C-38 Drive	C12491		6857
Deck; W/71" Belt O.C.	C10769		3VX710	Mower; W/C-44 Drive	C12492		6858
Deck; W/75" Belt O.C.	C23811		3V750	Colt Rancher			
Drive; W/38" Deck	C14980		6761	Mower; W/C-44R Drive	C11988		6956
Gen.			6735	Super 7; Super 9			
P.T.O.	C10507		3V300	Deck; W/C-38 Drive	C12493		6841
				Deck; W/C-44 Drive	C12494		6842
				Mower; W/C-38 Drive	C12491		6857
				Mower; W/C-44 Drive	C12492		6858

Belts for Riding Mowers

Application	OEM No.	Standard Belts	Premium Belts	Application	OEM No.	Standard Belts	Premium Belts		
CASTLE GARDEN				COAST TO COAST - Continued					
TCP 12.5/102				132-410 - Continued					
P.T.O.	B55		6958	Trans.	7540101		6517BR		
TCP 16/122				132-480; 132-485; 132-495					
P.T.O.	B54		6957	Blade	7540151		6967		
Trans.			6862	Deck	7540138	3500	6950		
CHAMPION				Traction				7540136	6931
LT12 30" Deck				133-430; 133-435; 134-430					
Deck	106085X		6672BR	Blade	7540127		6966		
CHETECH				Drive				7540136	6931
Groundforce 104				Variable Speed				7540135	6925
Hyd. Pump; W/16 H.P. Eng.	2300	2300	6830	134-480; 134-485					
PUG				Blade				7540151	6967
Hyd. Pump; W/Kohler 20 H.P. Eng.		2350	6835	Drive				7540127	6966
Taskforce 200				134-504; 134-506					
Hyd. Pump; W/18 H.P. Eng.		2340	6834	Eng. To Deck	7540264		6639BR		
CO-OP				Primary Variator				7540241	6494BR
3308-54				Secondary Variator				7540240	6511BR
Drive	231362		6745	134-585					
4180-54				Drive; W/28" Belt O.C.				7540157	6928
Eng. To J.S.	200804		6874	Drive; W/31" Belt O.C.				7540136	6931
J.S. To Trans.	36770		6835	135-340; 135-360					
COAST TO COAST				Blade				7540935	2310
31-435				Trans.				7540936	6847
Blade	7540127		6966	135-380					
Drive	7540136		6931	Blade				7540935	2310
Variable Speed	7540135		6925	Trans.				7540108	2460
45-0246				135-525					
Blade	7540145		6488BR	Blade				7540195	6854
Trans.	7540266		6775BR	Trans.				7540198	6451BR
130-415				136-390					
Blade	7540147	3520	6952	Blade				7540935	2310
Drive	7540135		6925	Trans.				7540111	2450
Variable Speed	7540136		6931	143-660; 143-760					
130-420; 130-430				Blade				7540184	6852
Blade	7540127		6966	Deck				7540180	6510BR
Drive	7540136		6931	Trans.				7540182	6981
Variable Speed	7540135		6925	338-3734					
130-460; 130-470				Blade				7540147	3520
Blade	7540118		6963	Drive				7540135	6925
Trans.	7540937	3590	6959	Variable Speed				7540136	6931
130-480				338-3742					
Blade	7540145		6488BR	Blade				7540188	6951
Drive; W/31" Belt O.C.	7540136		6931	Drive				7540101	6517BR
Drive; W/52" Belt O.C.	7540147	3520	6952	338-4120; 338-4138; 338-4229					
131-360				Blade				7540127	6966
Blade	7540107		6830	Drive				7540136	6931
Trans.	7540936		6847	Variable Speed				7540135	6925
131-418				338-4237					
Blade	7540147	3520	6952	Blade				7540178	3820
Drive	7540135		6925	Drive				7540185	6849
Variable Speed	7540136		6931	338-4435; 338-4443					
131-425				Blade				7540138	3500
Blade	7540127		6966	Drive				7540164	2630
Drive	7540136		6931	338-4831; 338-4849; 338-4930; 338-4955					
Variable Speed	7540135		6925	Blade				7540151	6967
131-480; 131-490				Drive				7540127	6966
Blade	7540145		6488BR	Blade				7540184	6852
Drive; W/31" Belt O.C.	7540136		6931	Deck				7540180	6510BR
Drive; W/52" Belt O.C.	7540147	3520	6952	Gen.				7540134	7330
132-360; 132-365				Trans.				7540182	3810
Blade	7540107		6830	481-0602					
Trans.	7540936		6847	Blade				7540188	6951
132-390				Drive				7540101	6517BR
Blade	7540107		6830	481-0628					
Trans.	7540111	2450	6845	Blade				7540127	6966
132-410				Drive				7540136	6931
Blade	7540138	3500	6950	Variable Speed				7540135	6925
				481-0651					
				Blade				7540178	3820
									6982

Lawn & Garden Equipment

Belts for Riding Mowers

Application	OEM No.	Standard Belts	Premium Belts	Application	OEM No.	Standard Belts	Premium Belts
COAST TO COAST - Continued				COAST TO COAST - Continued			
481-0651 - Continued				841-0800			
Trans.	7540200		6848	Blade	7540145		6488BR
481-0701		3500	6950	Deck	7540191		6865
Blade	7540138		6451BR	Trans.	7540173	3370	6937
Trans.	7540198			948; 971; 973; 974; 6089312; 6089412			
481-0727; 481-0735				Traction	4638		6830
Blade	7540167		6964	E-Z Ride 132-380			
Trans.	7540198		6451BR	Blade	7540138	3500	6950
481-0750; 481-0776				Drive	7540164	2630	6863
Blade	7540151		6967	E-Z Ride 132-418; E-Z Ride 132-425; E-Z Ride 132-435			
Trans.	7540191		6865	Blade	7540127		6966
481-0784				Drive	7540136		6931
Blade	7540145		6488BR	Variable Speed	7540135		6925
Deck	7540191		6865	E-Z Ride 133-380			
Trans.	7540173	3370	6937	Blade	7540138	3500	6950
481-0792				Drive	7540164	2630	6863
Blade	7540195		6854	E-Z Ride 133-420			
Trans.	7540198		6451BR	Blade	7540147	3520	6952
481-0800				Drive	7540135		6925
Blade	7540145		6488BR	Variable Speed	7540136		6931
Deck	7540191		6865	E-Z Ride 133-470; E-Z Ride 133-485			
Trans.	7540173	3370	6937	Blade	7540151		6967
481-0909				Drive	7540127		6966
Blade	7540184		6852	E-Z Ride 134-380			
Deck	7540180		6510BR	Blade	7540138	3500	6950
Gen.	7540134		7330	Drive	7540164	2630	6863
Trans.	7540182	3810	6981	E-Z Ride 134-400			
481-1600				Blade	7540188		6951
Blade	7540188		6951	Drive	7540101		6517BR
Drive; W/24" Belt O.C.	7540187	3240	6924	E-Z Ride 134-445			
Drive; W/31" Belt O.C.	7540136		6931	Blade	7540178	3820	6982
481-1626				Drive	7540185		6849
Blade	7540198		6451BR	Eight Hundred 140-669; Eight Hundred 141-669; Eight Hundred 142-669			
Trans.	7540207		6842	Gen.	7540134		7330
481-1642				Trans.	7540112	3800	6980
Blade	7540167		6964	Fifteen Hundred 142-960			
Trans.	7540198		6451BR	Gen.	7540139		7380
481-1675				P.T.O.	7540165		6834
Blade	7540145		6488BR	Fifteen Hundred 142-990			
Trans.	7540226		6551BR	P.T.O.	7540165		6834
481-2202				HEO648			
Blade	7540188		6951	Blade			6854
Drive; W/24" Belt O.C.	7540187	3240	6924	HEO648-6			
Drive; W/31" Belt O.C.	7540136		6931	Eng. To Deck			6854
481-2228				Traction	13487	2370	6837
Blade	7540198		6451BR	HEO650			
Trans.	7540207		6842	Blade	7540147	3520	6952
481-2236; 481-2244				Drive	7540135		6925
Blade	7540151		6967	Variable Speed	7540136		6931
Deck	7540138	3500	6950	HEO655			
Traction	7540136		6931	Traction	4638		6830
481-2251; 481-2269				HEO660			
Blade	7540145		6488BR	Blade	7540127		6966
Trans.	7540226		6551BR	Drive	7540136		6931
481-2277				Variable Speed	7540135		6925
Deck	7540230		6755BR	HEO675			
Drive	7540245		6859	Traction	4638		6830
Transaxle	7540255		6837	HEO690			
481-2285				Blade	7540218		6959
Drive	7540245		6859	Drive	7540147	3520	6952
Transaxle	7540244		6840	Variable Speed	7540136		6931
481-3788				Lawn Flite 134-585			
Blade	7540145		6488BR	Drive; W/31" Belt O.C.	7540136		6931
Trans.	7540266		6775BR	Mastercraft			
481-3929				Eng. To Deck; W/46" Deck; W/18 H.P.	7540350		6464BR
Blade; W/44" Deck	7540293		6501BR				
Eng. To J.S.; W/44" Deck	7540245		6859				
J.S. To Trans.; W/44" Deck	7540244		6840				
Eng. To Deck; W/44" Deck	7540230		6755BR				

Belts for Riding Mowers

Application	OEM No.	Standard Belts	Premium Belts	Application	OEM No.	Standard Belts	Premium Belts
COAST TO COAST - Continued				COLUMBIA PRODUCTS - Continued			
Sentar				401-4			
Eng. To Deck; W/38" Deck; W/12.5 H.P.				Blade	754188		6951
Eng.	7540329		6630BR	Drive	754101		6517BR
COLUMBIA PRODUCTS				413-2			
132-050				Blade	754138	3500	
Deck	7540246		6354	Trans.	754101		6517BR
Drive	7540248		6431BR	421-3; 421-4			
132-360				Drive	754136		6931
Deck	7540107		6830	Variable Speed	754135		6925
Drive	7540936		6847	436-2			
132-390				Blade			6966
Deck	7540167		6964	Eng. To Pulley			6925
Drive	7540198		6451BR	Pulley To Trans.			6931
132-402; 132-412				450-3; 455-3			
Deck	7540251		6809BR	Blade	754178	3820	6982
Drive; W/24" Belt O.C.	7540187	3240	6924	Trans.	754179		6950
Drive; W/31" Belt O.C.	7540136		6931	455-4			
132-497				Blade	754178	3820	6982
Deck	7540226		6551BR	Drive	754185		6849
Drive	7540145		6488BR	471-3; 477-3			
132-498				Blade	754151		6967
Deck	7540226		6551BR	Trans.	754127		6966
132-525				485-4			
Deck	7540195		6854	Drive	754136		6931
Drive	7540198		6451BR	661-3			
132-620				Blade	754221		6952
Belt; W/67" Belt O.C.	7540151		6967	Deck	754180		6510BR
Belt; W/85" Belt O.C.	7540266		6775BR	Gen.	7540134		7330
132-730				Trans.	754182	3810	6981
Deck; W/51" Belt O.C.	7540251		6809BR	661-4			
Deck; W/53" Belt O.C.	7540250	2530	6853	Blade	754182	3810	6981
Drive	7540248		6431BR	Gen.	7540134		7330
132-764				667			
Deck; W/51" Belt O.C.	7540251		6809BR	Drive		3800	6980
Deck; W/53" Belt O.C.	7540250		6853	761-2			
Drive; W/37" Belt O.C.	7540255		6837	P.T.O.	754165		6834
Drive; W/59" Belt O.C.	7540245		6859	761-3			
132-784				Blade	754221		6952
Deck	7540246		6354	Deck	754180		6510BR
Drive; W/37" Belt O.C.	7540255		6837	Gen.	7540134		7330
Drive; W/59" Belt O.C.	7540245		6859	Trans.	754182	3810	6981
132-796				761-4			
Deck	7540198		6451BR	Blade	754182	3810	6981
Drive	7540207		6842	Gen.	7540134		7330
142-810				961-2; 961-3; 961-4; 991-2; 991-3; 991-4			
Belt; W/51" Belt O.C.	7540251		6809BR	P.T.O.	754165		6834
Belt; W/53" Belt O.C.	7540250	2530	6853	CONTINENTAL LAWN MOWER MFG., INC.			
142-824				Mark 8			
Deck	7540230		6755BR	Blade		2310	6831
Drive; W/40" Belt O.C.	7540244		6840	COOPER			
Drive; W/59" Belt O.C.	7540245		6859	Cruiser			
Timing Belt	7540246		6354	Blade Drive	10876	2530	6853
142-990				Drive	R145		6838
P.T.O.	7540165		6834	Mower Drive	9415		6861
142-995				COTTER & CO.			
P.T.O.	7540234		6841	1T; 1TE; 1TEX; 1TX			
381-2				Eng. To Deck			6854
Blade	754138	3500	6950	Traction	13487	2370	6837
381-4				2T; 2TE; 2TEX; 2TX			
Blade	754138	3500	6950	Eng. To Deck	13560		6859
Drive	754164	2630	6863	Traction	13487	2370	6837
387-2; 391-2				6-1036E4; 7-1036DE4			
Blade	754138	3500	6950	Blade	30421		6963
391-3				Trans.	30422		6876
Blade	754138	3500	6950	812			
Drive	754164	2630	6863	Blade			6854
397-2							
Blade	754138	3500	6950				

Lawn & Garden Equipment

Belts for Riding Mowers

Application	OEM No.	Standard Belts	Premium Belts
COTTER & CO. - Continued			
813; 814 Deck	17518		6960
COUNTRY CLIPPER			
110 Blade; W/42" Deck			6896
Spindle; W/42" Deck			6983
140 Drive			6859
160 Blade; W/48" Deck			68107
Spindle; W/48" Deck			6983
1800; 1810 Drive			6859
1841KOJ-SR125 Hydro. Drive	D3524		6899BR
Deck Drive	D3796		6901BR
1948KAJ-SR355 Hydro. Drive	D3524		6899BR
Deck Drive	D3733		6897BR
1948KAJ-SR1000 Hydro. Drive	D3769		6861BR
Deck Drive	D3727		6708BR
1948KAT-SR355 Hydro. Drive	D3524		6899BR
Deck Drive	D3733		6897BR
1948KAT-SR1000 Hydro. Drive	D3769		6861BR
Deck Drive	D3727		6708BR
1952KAJ-SR355; 1952KAT-SR355 Hydro. Drive	D3524		6899BR
Deck Drive	D3776		6902BR
2038BSJ-SR110 Hydro. Drive	D3754		6847BR
Deck Drive	D3727		6708BR
2042BSJ-SR110 Hydro. Drive	D3754		6847BR
Deck Drive	D3733		6897BR
2042BSJ-SR215 Hydro. Drive	D3524		6899BR
Deck Drive	D3727		6708BR
2048BSJ-SR215; 2048BST-SR215 Hydro. Drive	D3524		6899BR
Deck Drive	D3775		6768BR
2048KOJ-SR1000 Hydro. Drive	D3769		6861BR
Deck Drive	D3727		6708BR
2148KAJ-SR355 Hydro. Drive	D3524		6899BR
Deck Drive	D3733		6897BR
2148KAJ-SR360 Hydro. Drive	D3524		6899BR
Deck Drive	D3775		6768BR
2148KAT-SR355 Hydro. Drive	D3524		6899BR
Deck Drive	D3733		6897BR
2148KAT-SR360 Hydro. Drive	D3524		6899BR
Deck Drive	D3775		6768BR
2152KAJ-SR355; 2152KAJ-SR360; 2152KAT-SR355; 2152KAT-SR360 Hydro. Drive	D3524		6899BR
Deck Drive	D3776		6902BR
2248BSJ-SR205; 2248BST-SR205 Hydro. Drive	D3524		6899BR
Deck Drive	D3733		6897BR
2248KAJ-SR365; 2248KAJ-SR375; 2248KAT-SR365; 2248KAT-SR375 Hydro. Drive	D3524		6899BR

Application	OEM No.	Standard Belts	Premium Belts
COUNTRY CLIPPER - Continued			
2248KAJ-SR365; 2248KAJ-SR375; 2248KAT-SR365; 2248KAT-SR375 - Continued Deck Drive	D3775		6768BR
2248KOJ-SR125 Hydro. Drive	D3524		6899BR
2248KOT-SR225 Hydro. Drive	D3524		6899BR
Deck Drive	D3775		6768BR
2252BSJ-SR205; 2252KAJ-SR365; 2252KAJ-SR375; 2252KAT-SR365; 2252KAT-SR375 Hydro. Drive	D3524		6899BR
Deck Drive	D3776		6902BR
2348BVJ-SR355 Hydro. Drive	D3524		6899BR
Deck Drive	D3733		6897BR
2348KOJ8-SR1005 Hydro. Drive	D3769		6861BR
Deck Drive	D3775		6768BR
2348KOJ-SR355 Hydro. Drive	D3524		6899BR
Deck Drive	D3733		6897BR
2348KOT8-SR1005 Hydro. Drive	D3769		6861BR
Deck Drive	D3775		6768BR
2348KOT-SR355 Hydro. Drive	D3524		6899BR
Deck Drive	D3733		6897BR
2352BVJ-SR355; 2352BVT-SR355 Hydro. Drive	D3524		6899BR
Deck Drive	D3776		6902BR
2352KOJ8-SR1005 Hydro. Drive	D3769		6861BR
Deck Drive	D3776		6902BR
2352KOJ-SR355 Hydro. Drive	D3524		6899BR
Deck Drive	D3776		6902BR
2352KOJ-SR1000 Hydro. Drive	D3769		6861BR
Deck Drive	D3733		6897BR
2352KOJ-SR1010; 2352KOJ-SR1015; 2352KOT8-SR1005 Hydro. Drive	D3769		6861BR
Deck Drive	D3776		6902BR
2352KOT-SR355 Hydro. Drive	D3524		6899BR
Deck Drive	D3776		6902BR
2352KOT-SR1000 Hydro. Drive	D3769		6861BR
Deck Drive	D3733		6897BR
2352KOT-SR1010; 2352KOT-SR1015 Hydro. Drive	D3769		6861BR
Deck Drive	D3776		6902BR
2360KOJ-SR355 Hydro. Drive	D3524		6899BR
Deck Drive	D3776		6902BR
2360KOJ-SR1000 Hydro. Drive	D3769		6861BR
Deck Drive	D3764		6898BR
2360KOT-SR355 Hydro. Drive	D3524		6899BR
Deck Drive	D3776		6902BR
2448BST-SR215 Hydro. Drive	D3524		6899BR
Deck Drive	D3775		6768BR
2452KOJ-SR215; 2452KOT-SR215 Hydro. Drive	D3524		6899BR
Deck Drive	D3776		6902BR
2552KAJ8-SR1005 Hydro. Drive	D3769		6861BR

Belts for Riding Mowers

Application	OEM No.	Standard Belts	Premium Belts
COUNTRY CLIPPER - Continued			
2552KAJ8-SR1005 - Continued			
Deck Drive	D3776		6902BR
2552KAJ8-SR1205			
Hydro. Drive	D3799		6896BR
Eng. To Deck	D3809		6589BR
Deck Drive	D3807		6688BR
2552KAJ-SR1000			
Hydro. Drive	D3769		6861BR
Deck Drive	D3733		6897BR
2552KAJ-SR1010			
Hydro. Drive	D3769		6861BR
Deck Drive	D3776		6902BR
2552KAJ-SR1200			
Hydro. Drive	D3777		6819BR
Eng. To Deck	D3778		6688BR
Deck Drive	D3635		6653BR
2552KAT8-SR1005			
Hydro. Drive	D3769		6861BR
Deck Drive	D3776		6902BR
2552KAT8-SR1205			
Hydro. Drive	D3799		6896BR
Eng. To Deck	D3809		6589BR
Deck Drive	D3807		6688BR
2552KAT-SR1000			
Hydro. Drive	D3769		6861BR
Deck Drive	D3733		6897BR
2552KAT-SR1010			
Hydro. Drive	D3769		6861BR
Deck Drive	D3776		6902BR
2552KAT-SR1200			
Hydro. Drive	D3777		6819BR
Eng. To Deck	D3778		6688BR
Deck Drive	D3635		6653BR
2560KAJ8-SR1005			
Hydro. Drive	D3769		6861BR
Deck Drive	D3776		6902BR
2560KAJ-SR1000			
Hydro. Drive	D3769		6861BR
Deck Drive	D3764		6898BR
2560KAJ-SR1010; 2560KAT8-SR1005			
Hydro. Drive	D3769		6861BR
Deck Drive	D3776		6902BR
2560KAT-SR1000			
Hydro. Drive	D3769		6861BR
Deck Drive	D3764		6898BR
2560KAT-SR1010			
Hydro. Drive	D3769		6861BR
Deck Drive	D3776		6902BR
2652KALJ8-SR1205			
Hydro. Drive	D3799		6896BR
Eng. To Deck	D3809		6589BR
Deck Drive	D3807		6688BR
2652KALJ-SR1200			
Hydro. Drive	D3777		6819BR
Eng. To Deck	D3778		6688BR
Deck Drive	D3635		6653BR
2652KALT8-SR1205			
Hydro. Drive	D3799		6896BR
Eng. To Deck	D3809		6589BR
Deck Drive	D3807		6688BR
2652KALT-SR1200			
Hydro. Drive	D3777		6819BR
Eng. To Deck	D3778		6688BR
Deck Drive	D3635		6653BR
2652TKAJ-SR1015; 2660KAJ-SR1015			
Hydro. Drive	D3769		6861BR
Deck Drive	D3776		6902BR
2660KALJ8-SR1205			
Hydro. Drive	D3799		6896BR

Application	OEM No.	Standard Belts	Premium Belts
COUNTRY CLIPPER - Continued			
2660KALJ8-SR1205 - Continued			
Eng. To Deck	D3796		6901BR
Deck Drive	D3796		6901BR
2660KALJ-SR1200			
Hydro. Drive	D3777		6819BR
Eng. To Deck	D3778		6688BR
Deck Drive	D3389		6900BR
2660KALJ-SR1210; 2660KALJ-SR1210L			
Hydro. Drive	D3799		6896BR
Eng. To Deck	D3809		6589BR
Deck Drive	D3796		6901BR
2660KALT8-SR1205			
Hydro. Drive	D3799		6896BR
Eng. To Deck	D3796		6901BR
Deck Drive	D3796		6901BR
2660KALT-SR1200			
Hydro. Drive	D3777		6819BR
Eng. To Deck	D3778		6688BR
Deck Drive	D3389		6900BR
2660KALT-SR1210			
Hydro. Drive	D3799		6896BR
Eng. To Deck	D3809		6589BR
Deck Drive	D3796		6901BR
2660KAT-SR1015			
Hydro. Drive	D3769		6861BR
Deck Drive	D3776		6902BR
2672KALJ8-SR1205			
Hydro. Drive	D3799		6896BR
Eng. To Deck	D3796		6901BR
Deck Drive	D3797		6744BR
2672KALJ-SR1200			
Hydro. Drive	D3777		6819BR
Eng. To Deck	D3778		6688BR
2672KALT8-SR1205			
Hydro. Drive	D3799		6896BR
Eng. To Deck	D3796		6901BR
Deck Drive	D3797		6744BR
2672KALT-SR1200			
Hydro. Drive	D3777		6819BR
Eng. To Deck	D3778		6688BR
2748KOJ-SR225; 2748KOJ-SR360; 2748KOJ-SR365			
Hydro. Drive	D3524		6899BR
Deck Drive	D3775		6768BR
2748KOJ-SR375			
Hydro. Drive	D3524		6899BR
Deck Drive	D3776		6902BR
2748KOT-SR225; 2748KOT-SR360			
Hydro. Drive	D3524		6899BR
Deck Drive	D3775		6768BR
2752KOJ-SR225; 2752KOJ-SR360; 2752KOJ-SR365; 2752KOJ-SR375; 2752KOJL-SR360; 2752KOJL-SR365; 2752KOJL-SR375; 2752KOT-SR225; 2752KOT-SR360; 2752KOT-SR365			
Hydro. Drive	D3524		6899BR
Deck Drive	D3776		6902BR
2752KOT-SR375			
Hydro. Drive	D3524		6899BR
Deck Drive	D3776		6902BR
2760KOJ8-SR1005			
Hydro. Drive	D3769		6861BR
Deck Drive	D3776		6902BR
2760KOJ8-SR1205			
Hydro. Drive	D3799		6896BR
Eng. To Deck	D3796		6901BR
Deck Drive	D3796		6901BR
2760KOJ-SR360; 2760KOJ-SR365; 2760KOJ-SR375			
Hydro. Drive	D3524		6899BR

Lawn & Garden Equipment

Belts for Riding Mowers

Application	OEM No.	Standard Belts	Premium Belts
COUNTRY CLIPPER - Continued			
2760KOJ-SR360; 2760KOJ-SR365; 2760KOJ-SR375 - Continued			
Deck Drive	D3776		6902BR
2760KOJ-SR1000			
Hydro. Drive	D3769		6861BR
Deck Drive	D3764		6898BR
2760KOJ-SR1010; 2760KOJ-SR1015; 2760KOJ-SR1025			
Hydro. Drive	D3769		6861BR
Deck Drive	D3776		6902BR
2760KOJ-SR1200			
Hydro. Drive	D3777		6819BR
Eng. To Deck	D3778		6688BR
Deck Drive	D3389		6900BR
2760KOJ-SR1210; 2760KOJ-SR1210L; 2760KOJ-SR1220; 2760KOJ-SR1220L			
Hydro. Drive	D3799		6896BR
Eng. To Deck	D3809		6589BR
Deck Drive	D3796		6901BR
2760KOT8-SR1005			
Hydro. Drive	D3769		6861BR
Deck Drive	D3776		6902BR
2760KOT-SR360; 2760KOT-SR365; 2760KOT-SR375			
Hydro. Drive	D3524		6899BR
Deck Drive	D3776		6902BR
2760KOT-SR1000			
Hydro. Drive	D3769		6861BR
Deck Drive	D3764		6898BR
2760KOT-SR1010; 2760KOT-SR1015; 2760KOT-SR1025			
Hydro. Drive	D3769		6861BR
Deck Drive	D3776		6902BR
2760KOT-SR1200			
Hydro. Drive	D3777		6819BR
Eng. To Deck	D3778		6688BR
Deck Drive	D3389		6900BR
2760KOT-SR1210; 2760KOT-SR1220			
Hydro. Drive	D3799		6896BR
Eng. To Deck	D3809		6589BR
Deck Drive	D3796		6901BR
2852KOJ8-SR1205; 2852KOT8-SR1205			
Hydro. Drive	D3799		6896BR
Eng. To Deck	D3809		6589BR
Deck Drive	D3807		6688BR
2860KOJ8-SR1205; 2860KOT8-SR1205			
Hydro. Drive	D3799		6896BR
Eng. To Deck	D3796		6901BR
Deck Drive	D3796		6901BR
2872KOJ8-SR1205; 2872KOT8-SR1205			
Hydro. Drive	D3799		6896BR
Eng. To Deck	D3796		6901BR
Deck Drive	D3797		6744BR
3060KOJ8-SR1005			
Hydro. Drive	D3769		6861BR
Deck Drive	D3776		6902BR
3060KOJ-SR1200			
Hydro. Drive	D3777		6819BR
Eng. To Deck	D3778		6688BR
Deck Drive	D3389		6900BR
3060KOT8-SR1005			
Hydro. Drive	D3769		6861BR
Deck Drive	D3776		6902BR
3060KOT-SR1200			
Hydro. Drive	D3777		6819BR
Eng. To Deck	D3778		6688BR
Deck Drive	D3389		6900BR
3072KOJ-SR1200; 3072KOT-SR1200			
Hydro. Drive	D3777		6819BR
Eng. To Deck	D3778		6688BR

Application	OEM No.	Standard Belts	Premium Belts
COUNTRY CLIPPER - Continued			
3160KAJ8-SR1205; 3160KAT8-SR1205			
Hydro. Drive	D3799		6896BR
Eng. To Deck	D3796		6901BR
Deck Drive	D3796		6901BR
3172KAJ8-SR1205; 3172KAT8-SR1205			
Hydro. Drive	D3799		6896BR
Eng. To Deck	D3796		6901BR
Deck Drive	D3797		6744BR
3560KAJ-SR1220; 3560KAJ-SR1220L; 3560KAT-SR1220			
Hydro. Drive	D3799		6896BR
Eng. To Deck	D3809		6589BR
Deck Drive	D3796		6901BR
3572KAJ-SR1220; 3572KAJ-SR1220L; 3572KAT-SR1220; 3572KAT-SR1220L			
Hydro. Drive	D3799		6896BR
Eng. To Deck	D3796		6901BR
Deck Drive	D3797		6744BR
3760KADJ-SR1210; 3760KADT-SR1220			
Hydro. Drive	D3799		6896BR
Eng. To Deck	D3809		6589BR
Deck Drive	D3796		6901BR
3760KAJ8-SR1205			
Hydro. Drive	D3799		6896BR
Eng. To Deck	D3796		6901BR
Deck Drive	D3796		6901BR
3760KAJ-SR1210			
Hydro. Drive	D3799		6896BR
Eng. To Deck	D3809		6589BR
Deck Drive	D3796		6901BR
3760KAT8-SR1205			
Hydro. Drive	D3799		6896BR
Eng. To Deck	D3796		6901BR
Deck Drive	D3796		6901BR
3760KAT-SR1210			
Hydro. Drive	D3799		6896BR
Eng. To Deck	D3809		6589BR
Deck Drive	D3796		6901BR
3772KADJ-SR1210; 3772KADJ-SR1220; 3772KADT-SR1210; 3772KADT-SR1210L; 3772KAJ8-SR1205; 3772KAJ-SR1210; 3772KAJ-SR1210L; 3772KAT8-SR1205			
Hydro. Drive	D3799		6896BR
Eng. To Deck	D3796		6901BR
Deck Drive	D3797		6744BR
15538BSJ-SR100; 15538BSJ-SR105; 18538BSJ-SR105			
Hydro. Drive	D3754		6847BR
Deck Drive	D3727		6708BR
18542BSJ-SR105			
Hydro. Drive	D3754		6847BR
Deck Drive	D3733		6897BR
18542BSJ-SR205			
Hydro. Drive	D3524		6899BR
Deck Drive	D3727		6708BR
18542BXJ-SR100			
Hydro. Drive	D3754		6847BR
Deck Drive	D3733		6897BR
18548BSJ-SR205			
Hydro. Drive	D3524		6899BR
Deck Drive	D3733		6897BR
25552KAJ-SR1025; 25552KAT-SR1025; 25552TKAJ-SR1025; 25552TKAT-SR1025; 25560KAJ-SR1025			
Hydro. Drive	D3769		6861BR
Deck Drive	D3776		6902BR
25560KAJ-SR1220; 25560KAJ-SR1220L			
Hydro. Drive	D3799		6896BR
Eng. To Deck	D3809		6589BR
Deck Drive	D3796		6901BR

Belts for Riding Mowers

Application	OEM No.	Standard Belts	Premium Belts
COUNTRY CLIPPER - Continued			
25560KAT-SR1025			
Hydro. Drive	D3769		6861BR
Deck Drive	D3776		6902BR
25560KAT-SR1220			
Hydro. Drive	D3799		6896BR
Eng. To Deck	D3809		6589BR
Deck Drive	D3796		6901BR
CRUSADER			
C340			
Blade	7540935		6831
Transaxle	7540936		6847
C380; C390			
Blade	7540935		6831
Transaxle	7540111		6845
CUB CADET			
44" Deck			
Deck	7543004		6774BR
Drive	7543003		6614BR
70; 71			
Starter/Gen.	376230R1		3VX315
76			
Clutch	549821R1		6831
Drive	549822R1		6868
81			
Drive	549822R1		6868
87			
Deck	7540184		6852
100; 102			
Starter/Gen.	376230R1		3VX315
111			
Drive	549822R1		6868
122; 123			
Starter/Gen.	376230R1		3VX315
150			
Eng. To Trans.	7543024		6524BR
Primary	1000157		6829
182			
Deck	7543006		6714BR
Drive	549822R1		6868
234; 275			
Fan & Alt.	MD041704		7380
282			
Belt; W/59" Belt O.C.	7543007		6859
284 Diesel			
Fan & Alt.	197810984		♣9390HD
331			
Blade; W/38" Deck	7543036		6847BR
365			
Drive	7543100		6820BR
Deck Drive; W/44" Deck	7543078		6769BR
Deck Drive; W/54" Deck	7543083		6801BR
382			
Drive	549822R1		6868
Belt; W/86" Belt O.C.	7543018		6886
Belt; W/93" Belt O.C.	7543006		6714BR
383			
Deck	7543006		6714BR
Drive	549822R1		6868
445		3820	
Blade	7540178		6982
Trans.	7540179		6950
482			
Deck	7543003		6614BR
Spindle	7543002		6872
Trans.	7543001		6757BR
526			
Deck	7540264		6639BR

Application	OEM No.	Standard Belts	Premium Belts
CUB CADET - Continued			
526 - Continued			
Trans. - Lower; W/38" Belt O.C.	7540240		6511BR
Trans. - Upper; W/35" Belt O.C.	7540241		6494BR
583			
Deck	7543003		6614BR
Spindle	7543002		6872
Trans.	7543001		6757BR
802			
Deck	7540264		6639BR
Trans. - Lower; W/38" Belt O.C.	7540240		6511BR
Trans. - Upper; W/35" Belt O.C.	7540241		6494BR
804			
Deck	7540347		6847BR
Drive - Eng. To Trans.	7540290		6847
Trans. - Lower; W/38" Belt O.C.	7540240		6511BR
Trans. - Upper; W/35" Belt O.C.	7540241		6494BR
805			
Eng. To Deck; W/30" Deck	7540264		6639BR
Eng. To Deck; W/32" Deck	7540277		6871
Trans.	7543024		6524BR
830			
Deck	7540264		6639BR
Trans. - Lower; W/38" Belt O.C.	7540240		6511BR
Trans. - Upper; W/35" Belt O.C.	7540241		6494BR
1002			
Belt; W/32" Deck	7540290		6847
Eng. To Deck	7540347		6847BR
Eng. To J.S.	7540241		6494BR
Eng. To Trans.	7540240		6511BR
1015			
Trans.	7543035		6890
1020			
Eng. To Trans.	7543037		6880
1050			
Drive; W/38" Deck	7543026		6860
1100			
Trans.	126496C1		6833
1105			
Eng. To Trans.	7543024		6524BR
1106			
Deck; 1987; W/73" Belt O.C.	7540344		6873
Deck; 1989-1988; W/53" Belt O.C.	7540348		6853
Drive - Eng. To Trans.	7540351		6799BR
Eng. To J.S.; W/35" Belt O.C.	7540241		6494BR
Eng. To J.S.; W/41" Belt O.C.	7540201		6841
J.S. To Trans.	7540240		6511BR
Trans.	7540241		6494BR
1110			
Trans.	7543025		6774BR
1136		2530	
Deck	7540250		6853
Trans. - Lower; W/38" Belt O.C.	7540240		6511BR
Trans. - Upper; W/35" Belt O.C.	7540241		6494BR
1204			
Drive; W/38" Deck	7543026		6860
Eng. To Deck	7543003		6614BR
1208			
Eng. To Deck	7540351		6799BR
Eng. To J.S.	7540241		6494BR
J.S. To Trans.	7540240		6511BR
1210; 1211			
Drive; W/38" Deck	7543026		6860
Eng. To Deck	7543003		6614BR
1215			
Eng. To Trans.	7543024		6524BR
1220			
Eng. To Trans.	7543037		6880
Trans.	7543025		6774BR
Primary	1000157		6829

Lawn & Garden Equipment

♣ Standard Belt May Also Be Available.

Belts for Riding Mowers

Application	OEM No.	Standard Belts	Premium Belts	Application	OEM No.	Standard Belts	Premium Belts
CUB CADET - Continued				CUB CADET - Continued			
1280				AGS 2160			
Hydro. Pump			6933	Deck	7543039		6651BR
1315				CC 30 Rider			
Trans.7543035			6890	Drive - Upper	9540241A		6494BR
1320				Lower Drive	95404331		6935
Deck	7543036		6847BR	Deck Drive	95405001		6975BR
Eng. To Deck	7543038		6799BR	Cub Lo Boy 154; Cub Lo Boy 184; Cub Lo Boy 185			
Eng. To Trans.7543037			6880	Fan & Gen.527621R1			7480
1340				Enforcer 44			
Drive; W/38" Deck	7543026		6860	P.T.O.01009787			6815BR
1415				Deck Drive	02000103		6558BR
Deck; W/59" Belt O.C.7543029			6620BR	Enforcer 48			
Deck; W/63" Belt O.C.7543036			6847BR	P.T.O.01009787			6815BR
Eng. To Trans.7543024			6524BR	Deck Drive	02000154		6798BR
1420				Enforcer 54			
Eng. To Trans.7543037			6880	P.T.O.01005011			6812BR
1440				Deck Drive	02000653		6711BR
Deck	7543050		6866	FMZ 50			
1515; 1517; 1525; 1527				Trans.75404189			6525BR
Drive	7540640		6681BR	GT1054			
1529				Drive	95404244A		6877
Mower Deck; W/46" Deck	7540640		6681BR	Deck Drive	95404083		6982BR
Drive	7540640		6681BR	GT1222			
1535; 1541				Drive	7540349		6637BR
Drive; W/38" Deck	7543026		6860	Deck Drive	75404033		6715BR
1572				GT1554			
Fan	7543022		6727	Eng. To Trans.7540349			6637BR
W.P. & Alt.1584197010			7320	Blade Drive; W/54" Deck	7540642		6779BR
1605				GT2000			
Eng. To Trans.7543024			6524BR	P.T.O.95404055			6650BR
1610				Deck Drive; W/42" Deck	9540645A		6448BR
Eng. To Deck; W/44" Deck	7543027		6886	Deck Drive; W/50" Deck	95404137A		6684BR
Trans.7543025			6774BR	Deck Drive; W/54" Deck	95404137A		6684BR
1615				GT2042			
Eng. To Trans.7543024			6524BR	P.T.O.95404055			6650BR
1620				Deck Drive	9540645A		6448BR
Trans.7543025			6774BR	GT2050			
1641				P.T.O.95404055			6650BR
Deck	7543039		6651BR	Deck Drive	95404137A		6684BR
1715				GT2100			
Eng. To Trans.7543024			6524BR	P.T.O.95404055			6650BR
1720				Deck Drive; W/42" Deck	9540645A		6448BR
Eng. To Trans.7543037			6880	Deck Drive; W/48" Deck	95404045		6663BR
1772				Deck Drive; W/50" Deck	95404137A		6684BR
Fan	7543022		6727	Deck Drive; W/54" Fabricated Deck	95404118		6777BR
W.P. & Alt.1584197010			7320	Deck Drive; W/54" Stamped Deck	95404137A		6684BR
1806				GT2148			
Drive; W/38" Deck	7543026		6860	P.T.O.95404055			6650BR
Eng. To Deck	7543003		6614BR	Deck Drive	95404045		6663BR
1810; 1811				GT2186-44			
Drive; W/38" Deck	7543026		6860	P.T.O.75404041			6650BR
Drive; W/44" Deck	7543004		6774BR	Deck Drive	7543039		6651BR
Mower Drive; W/89" Belt O.C.7543003			6614BR	GT2186-48; GT2521-48			
1812				P.T.O.75404041			6650BR
Drive; W/38" Deck	7543026		6860	Deck Drive	7543041		6821BR
Eng. To Deck	7543003		6614BR	GT2523-54			
1860; 1862				P.T.O.75404047			6684BR
Drive; W/38" Deck	7543026		6860	Deck Drive	75404055		6650BR
1863; 1864				GT2542			
P.T.O.7543001			6757BR	P.T.O.75404041			6650BR
1872				Deck Drive	7543073		6451BR
Mower Drive	7543006		6714BR	GT2544			
2072				P.T.O.75404041			6650BR
Eng. To Deck	7543023		6994	Deck Drive	7543039		6651BR
2130; 2135; 2140; 2150				GT2550; GT2554			
Spindle	7543055A		6615BR	P.T.O.75404055			6650BR
AGS 2130				Deck Drive	75404047		6684BR
Deck	7543029		6620BR	GT3100; GT3200			
				P.T.O.7543084			6545BR

Belts for Riding Mowers

Application	OEM No.	Standard Belts	Premium Belts
CUB CADET - Continued			
GT3100; GT3200 - Continued			
Deck Drive; W/44" Deck	7543098		A106
Deck Drive; W/54" Deck	7540197		6604BR
GTX1054			
Trans.	95404244A		6877
Deck Drive	95404083		6982BR
GTX2000			
P.T.O.	95404055		6650BR
Deck Drive; W/42" Deck	9540645A		6448BR
Deck Drive; W/50" Deck	95404137A		6684BR
Deck Drive; W/54" Deck	95404137A		6684BR
GTX2100			
P.T.O.	95404055		6650BR
Deck Drive; W/42" Deck	9540645A		6448BR
Deck Drive; W/48" Deck	95404045		6663BR
Deck Drive; W/50" Deck	95404137A		6684BR
Deck Drive; W/54" Fabricated Deck	95404118		6777BR
Deck Drive; W/54" Stamped Deck	95404137A		6684BR
GTX2154; GTX2154LE			
P.T.O.	95404055		6650BR
Deck Drive	95404118		6777BR
HDS 2135			
Deck	7543029		6620BR
Primary	1000157		6829
i1046			
Hydro.	75404134		6463BR
Deck Drive	75404153		6777BR
i1050			
Hydro.	75404134		6463BR
Deck Drive	75404077		6778BR
L48			
Trans.	01007015		6809BR
P.T.O.	01005378		6814BR
Deck Drive	01005374		6810BR
L60			
Trans.	01007015		6809BR
P.T.O.	00068079		6816BR
Deck Drive	01005376		6777BR
LGT1050			
Drive	95404207		6879
Deck Drive	95404077		6778BR
LGT1054			
Drive; W/Hydro. Drive	95404207		6879
Drive; W/Gear Drive	95404297		6518BR
Deck Drive	9540642		6779BR
LGTX1050			
Drive	95404207		6879
Deck Drive	95404077		6778BR
LGTX1054			
Drive	95404207		6879
Deck Drive	9540642		6779BR
LT1018			
Eng. To Trans.	7540640		6681BR
Deck	7540498		6448BR
LT1022			
Eng. To Trans.	7540640		6681BR
Deck Drive	75404033		6715BR
LT1024			
Eng. To Trans.	7540640		6681BR
Deck Drive	75404048		6946BR
LT1040			
Drive - Upper	7540468		6556BR
Drive - Lower	7540467		6606BR
Deck Drive	75404045		6663BR
LT1042			
Drive; 2007 & Older	7540461		6519BR
Drive; 2008 & Newer	75404165		6519BR
Deck Drive; 2008 & Newer	75404045		6663BR
Deck Drive; 2007 & Older	75404060B		6776BR
LT1045; LT1046			
Drive; 2007 & Older	7540461		6519BR

Application	OEM No.	Standard Belts	Premium Belts
CUB CADET - Continued			
LT1045; LT1046 - Continued			
Drive; 2008 & Newer	75404165		6519BR
Deck Drive; Ser. No. 1A257H & Before	75404118		6777BR
Deck Drive; Ser. No. 1A267H & After	75404153		6777BR
LT1050			
Drive; 2007 & Older	7540461		6519BR
Drive; 2008 & Newer	75404165		6519BR
Deck Drive; 2007 & Older	75404077		6778BR
LT2042			
P.T.O.	75404041		6650BR
Spindle	7543073		6451BR
LT2138			
P.T.O.	75404041		6650BR
Spindle	7543029		6620BR
LT2180			
P.T.O.	75404041		6650BR
Spindle	7543073		6451BR
LTX1040			
Drive - Upper	75404208		6941
Drive - Lower	7540467		6606BR
P.T.O.; 2009 & Older	7540266A		6775BR
Deck Drive; 2010 & Newer	95404060B		6776BR
LTX1042			
Drive	75404207		6879
P.T.O.; 2009 & Older	7540266A		6775BR
Deck Drive; 2010 & Newer	95404060B		6776BR
LTX1042 KW			
Drive; W/Hydro Gear Trans.	95404207		6879
Drive; W/Tuff-Torq Trans.	95404297		6518BR
Deck Drive	95404060B		6776BR
LTX1045; LTX1046			
Drive	75404207		6879
Deck Drive	75404219		6651BR
LTX1046KW			
Drive; W/Hydro. Drive	95404207		6879
Drive; W/Gear Drive	95404297		6518BR
Deck Drive	95404219		6651BR
LTX1046M			
Drive	95404207		6879
Deck Drive	95404219		6651BR
LTX1046VT			
Drive	75404207		6879
Deck Drive	75404219		6651BR
LTX1050			
Drive	75404207		6879
Deck Drive	75404240		6979BR
LTX1050KH			
Drive	95404207		6879
Deck Drive	95404240		6979BR
LTX1050KW			
Drive; W/Hydro. Drive	95404207		6879
Drive; W/Gear Drive	95404297		6518BR
Deck Drive	95404240		6979BR
LTX1050VT			
Drive	75404207		6879
Deck Drive	75404240		6979BR
M48-HN			
Trans.	01007015		6809BR
P.T.O.	01005011		6812BR
Deck Drive	01005374		6810BR
M48-KW			
Trans.	02000068		6685BR
P.T.O.	01005011		6812BR
Deck Drive	01005374		6810BR
M48-KWS			
Trans.	02000068		6685BR
P.T.O.	01005011		6812BR
Deck Drive	01000399		6781BR
M50-KHS			
Trans.	00023887		A46
P.T.O.	01005011		6812BR

Belts for Riding Mowers

Application	OEM No.	Standard Belts	Premium Belts
CUB CADET - Continued			
M50-KHS - Continued			
Deck Drive	02000653		6711BR
M54-HN			
Trans.	01007015		6809BR
P.T.O.	01005378		6814BR
Deck Drive	01005375		6684BR
M54-KH			
Trans.	75404212		6685BR
P.T.O.	01005377		6704BR
Blade Drive	01005375		6684BR
M54-KW			
Trans.	02000068		6685BR
P.T.O.	01005011		6812BR
Deck Drive	01005375		6684BR
M60-CAT			
P.T.O.	01009583		6767BR
Deck Drive	01005376		6777BR
M60-KH			
Trans.	02000068		6685BR
P.T.O.	01005377		6704BR
Deck Drive	01005376		6777BR
M60-KW			
Trans.	02000068		6685BR
P.T.O.	01005378		6814BR
Deck Drive	01005376		6777BR
M60-KW LC			
P.T.O.	01009583		6767BR
Deck Drive	01005376		6777BR
M72-CAT			
P.T.O.	02000611		6719BR
Deck Drive	01007937		6817BR
M72-GN33			
Trans.	02000068		6685BR
P.T.O.	01005378		6814BR
Deck Drive	01005375		6684BR
M72-KW			
Trans.	01007015		6809BR
Deck Drive	01007937		6817BR
M72-KW LC			
P.T.O.	02000611		6719BR
Deck Drive	01007937		6817BR
Recon 48			
Trans.	02000068		6685BR
P.T.O.	01005378		6814BR
Deck Drive	01005374		6810BR
Recon 60			
Trans.	02000068		6685BR
P.T.O.	00068079		6816BR
Deck Drive	01005376		6777BR
RZT 42			
Trans.	75404043A	2580	
Deck Drive	75404137A		6684BR
RZT 50			
Trans.	75404043A	2580	
Deck Drive	75404044A		6842BR
RZT 50KH; RZT 50KW			
Trans.	95404043A	2580	
Deck Drive	95404044A		6842BR
RZT 54			
Trans.	75404043A	2580	
Deck Drive	75404138A		6783BR
RZT 54KH; RZT 54KW			
Trans.	95404043A	2580	
Deck Drive	95404138A		6783BR
RZT L 42			
Hydro. Drive	95404317A		6448BR
Deck Drive	95404033A		6715BR
RZT L 46			
Hydro. Drive	95404317A		6448BR
Deck Drive	95404325		6977BR

Application	OEM No.	Standard Belts	Premium Belts
CUB CADET - Continued			
RZT L 50-KH; RZT L 50-KW			
Hydro. Drive	95404317A		6448BR
Deck Drive	95405008		6873BR
RZT L 54-KH; RZT L 54-KW			
Hydro. Drive	95404317A		6448BR
Deck Drive	95404329		6767BR
RZT S 42			
Trans.	95404317		6448BR
Deck Drive	95404033A		6715BR
RZT S 46			
Trans.	95404317		6448BR
Deck Drive	95404325		6977BR
RZT S 50			
Trans.	95404317		6448BR
Deck Drive; 2012 & Older	95404330		6978BR
Deck Drive; 2013 & Newer	95405008		6873BR
RZT S 54			
Hydro. Drive	95404317A		6448BR
Deck Drive	95404329		6767BR
S 6031			
P.T.O.	00068079		6816BR
Deck Drive	01005376		6777BR
S 6032			
Hydro. Drive	95404267		6820BR
Blade Drive	01005376		6777BR
S 7232			
Hydro. Drive	95404267		6820BR
Blade Drive	01007937		6817BR
S 7237			
Deck Drive	01007937		6817BR
SLT1550			
Trans.; 2007 & Older	7540461		6519BR
Trans.; 2008 & Newer	75404165		6519BR
Deck Drive; 2007 & Older	75404077		6778BR
SLT1554			
Trans.; 2007 & Older	7540461		6519BR
Blade Drive; W/54" Deck	7540642		6779BR
Trans.; 2008 & Newer	75404165		6519BR
SLTX1050			
Drive	75404207		6879
Deck Drive; 2009 & Older	75404240		6979BR
Deck Drive; 2010 & Newer	95404077		6778BR
SLTX1054			
Drive	75404207		6879
Deck Drive	7540642		6779BR
TANK L 48			
Hydro. Drive	95405037		6406BR
P.T.O.	95404326		6991BR
Deck Drive	95404323		6980BR
TANK L 54			
Hydro. Drive	95405037		6406BR
P.T.O.	95404328		6949BR
Deck Drive	95404327		6981BR
TANK L 60-KH; TANK L 60-KW			
Hydro. Drive	95405037		6406BR
P.T.O.	95404296		6721BR
Deck Drive	95404319		6845BR
TANK LZ 48			
Trans.	95404320		6823BR
P.T.O.	95404326		6991BR
Deck Drive	95404323		6980BR
TANK LZ 54; TANK LZ 54-KW			
Trans.	95404320		6823BR
P.T.O.	95404328		6949BR
Deck Drive	95404327		6981BR
TANK LZ 60 KH; TANK LZ 60 KW			
Trans.	95404320		6823BR
P.T.O.	75404296		6721BR
Deck Drive	75404319		6845BR

Belts for Riding Mowers

Application	OEM No.	Standard Belts	Premium Belts
CUB CADET - Continued			
TANK S 60			
Hydro. Drive	95405037		6406BR
P.T.O.	95404296		6721BR
Deck Drive	95404319		6845BR
TANK SZ 48			
Trans.	95404320		6823BR
P.T.O.	95404326		6991BR
Deck Drive	95404323		6980BR
TANK SZ 54			
Trans.	95404320		6823BR
P.T.O.	95404328		6949BR
Deck Drive	95404327		6981BR
TANK SZ 60			
Trans.	95404320		6823BR
P.T.O.	75404296		6721BR
Deck Drive	75404319		6845BR
XT1 GT50			
Deck Drive	95404077A		6778BR
XT1 LT42; XT1 LT42 C			
Deck Drive	95405021		7014BR
XT1 LT50			
Deck Drive	95404077A		6778BR
XT1 LT54; XT1 ST54; XT2 GX54			
Deck Drive	95405025A		6566BR
XT2 LX42			
Deck Drive	95405021		7014BR
XT2 LX50			
Deck Drive	95404077A		6778BR
XT2 LX54			
Deck Drive	95405025A		6566BR
XT3 GS			
P.T.O.	95404055		6650BR
Deck Drive; W/42" Deck	9540645A		6448BR
Deck Drive; W/50" Deck	95404137A		6684BR
XT3 GSE			
P.T.O.	95404055		6650BR
Deck Drive; W/42" Deck	9540645A		6448BR
Deck Drive; W/50" Deck	95404137A		6684BR
Deck Drive; W/48" Deck	95404045		6663BR
Deck Drive; W/54" Deck	95404118		6777BR
XT3 GSX			
P.T.O.	95404055		6650BR
Deck Drive; W/42" Deck	9540645A		6448BR
Deck Drive; W/50" Deck	95404137A		6684BR
Deck Drive; W/48" Deck	95404045		6663BR
Deck Drive; W/54" Deck	95404118		6777BR
Deck Drive; W/60" Deck	95405111		6778BR
Z54			
Eng.	7543083		6801BR
Z54L			
Eng.; W/165" Belt O.C.	7543083		6801BR
Z-Force 44			
Hydro.	01008349		6755BR
P.T.O.	00050441		6573BR
Deck Drive	02000103		6558BR
Z-Force 48			
Hydro.	01008349		6755BR
P.T.O.	01009787		6815BR
Deck Drive	02000154		6798BR
Z-Force 50			
Hydro.	01008349		6755BR
P.T.O.	01005011		6812BR
Deck Drive	02000653		6711BR
Z-Force 54			
P.T.O.	01005012		6866BR
Blade Drive	02000653		6711BR
Z-Force 60			
Hydro.	01008349		6755BR
P.T.O.	01005012		6866BR
Deck Drive	01004752		6777BR

Application	OEM No.	Standard Belts	Premium Belts
CUB CADET - Continued			
Z-Force L54			
Hydro. Drive	95404317A		6448BR
Deck Drive	95405013		6983BR
Z-Force L60			
Hydro. Drive	95404317A		6448BR
Deck Drive	95405015		6769BR
Z-Force L 48; Z-Force LZ 48; Z-Force LZ 48 Commercial			
Hydro. Drive	95404317A		6448BR
Deck Drive	95405012		6978BR
Z-Force LZ 54			
Hydro. Drive	95404317A		6448BR
Deck Drive	95405013		6983BR
Z-Force LZ 60; Z-Force LZ 60 Commercial			
Hydro. Drive	95404317A		6448BR
Deck Drive	95405015		6769BR
Z-Force S 46			
Trans.	95404250		6863
Deck Drive	95404153A		6777BR
Z-Force S 48			
Trans.	95404250		6863
Deck Drive	95404044A		6842BR
Z-Force S 48 Commercial			
Trans.	9543092A		6943BR
Deck Drive	95404044A		6842BR
Z-Force S 48 LP			
Trans.	95404250		6863
Deck Drive	95404044A		6842BR
Z-Force S 54			
Trans.	95404250		6863
P.T.O.	95404262		6704BR
Blade Drive	95404137A		6684BR
Z-Force S 60			
Trans.	95404250		6863
P.T.O.	95404262		6704BR
Blade Drive	01005376		6777BR
Z-Force S 60 Commercial			
Trans.	9543092A		6943BR
P.T.O.	95404262		6704BR
Blade Drive	01005376		6777BR
Z-Force S 60 LP			
Trans.	95404250		6863
P.T.O.	95404262		6704BR
Blade Drive	01005376		6777BR
Z-Force SZ 48; Z-Force SZ 48 Commercial			
Hydro. Drive	95404317A		6448BR
Deck Drive	95405012		6978BR
Z-Force SZ 54			
Hydro. Drive	95404317A		6448BR
Deck Drive	95405013		6983BR
Z-Force SZ 60; Z-Force SZ 60 Commercial			
Hydro. Drive	95404317A		6448BR
Deck Drive	95405015		6769BR
Z-Wing 48			
Deck Drive	02000154		6798BR
ZTT42			
Hydro.	75404134		6463BR
P.T.O.	75404185		6709BR
ZTT46			
Hydro.	75404134		6463BR
Deck Drive	75404153		6777BR
ZTT50			
Hydro.	75404134		6463BR
Deck Drive	75404077		6778BR
CUSHMAN			
222			
Eng. To Trans.; W/2-Cyl. Eng.	622725	2285	

Belts for Riding Mowers

Lawn & Garden Equipment

Application	OEM No.	Standard Belts	Premium Belts
DAVIS			
856; 857; 858			
Eng. To Blade	13560		6859
Traction	13487	2370	
DEINES			
212-40			
Drive	300254		6862
Trans.	100157		6837
1140			
Blade	400810		B100
Drive; W/11, 13 H.P. Eng.	400898		6860
Hydro.; W/60" Belt O.C.; 1987 & Older ..	400898		6860
Hydro.; W/62" Belt O.C.	300254		6862
1240			
Drive	300137		6865
Trans.	100157		6837
1440			
Deck	400180		6898
Drive	300137		6865
Trans.	100157		6837
1640T			
Drive	400248		6864
Trans.	100293		6839
1648			
Blade			6898
Drive	400182		6868
Trans.	100157		6837
1648T			
Blade			6898
Drive	400288		6866
Trans.	100293		6839
1660			
Blade	400181		A136
Drive	300137		6865
Trans.	100157		6837
1840T			
Drive	400248		6864
Trans.	100293		6839
1848T			
Blade			6898
Drive	400288		6866
Trans.	100293		6839
1850T			
Deck; W/102" Belt O.C.			A100
Deck; W/139" Belt O.C.			B136
Eng. To Gear Box			6867
Trans.			6840
1860T			
Blade	400181		A136
Drive	300254		6862
Trans.	100293		6839
D148			
Blade	400122		6894
Drive	300137		6865
Trans.	100157		6837
D160			
Blade	300255		A128
Drive	300254		6862
Trans.	100157		6837
DVC8			
Vacuum Attachment	200235		6821
DVC11			
Vacuum Attachment	400123		6840
DVC40			
Vacuum Attachment	400650		6831
DVC50			
Vacuum Attachment	200519		6835
Magnum 1800			
Hydro.	100293		6839

Application	OEM No.	Standard Belts	Premium Belts
DEINES - Continued			
Magnum 2000			
Belt; W/60" Deck	400945		6868
Belt; W/72" Deck	400923		6876
Blade	400288		6866
Hydro.	100293		6839
Marty D-1440-3			
Traction; W/34" Belt O.C.			6834
Marty J			
Trans.	100293		6839
DILLE & MCGUIRE			
2842			
Trans.	100293		6839
2843; 2844; 2855			
Belt; W/25" Belt O.C.	8672B		6825
Belt; W/31" Belt O.C.	9407B		6831
AO2260; KKTR424A; KKTR426A; KKTR426AE			
Blade	BE103	3280	
Trans.	BE104	3580	6958
R324			
Trans.	BE104	3580	6958
R414; R424			
Belt; W/25" Belt O.C.	8672B		6825
Belt; W/31" Belt O.C.	9407B		6831
R525			
Belt; W/25" Belt O.C.	8672B		6825
Belt; W/29" Belt O.C.	8671B		6829
TJ426			
Belt; W/29" Belt O.C.	8671B		6829
TR321			
Lower Drive	BE106	1210	6721
Upper Drive	BE105	3460	6946
TR324; TR324A			
Lower Drive	BE107	1260	6726
Upper Drive	BE108	3430	6943
TR424; TR424A; TR426A; TR426AE; TR426BD; TR426BE; TR426C			
Blade	BE103	3280	
Trans.	BE104	3580	6958
TRA321; TRB321			
Lower Drive	BE106	1210	6721
Upper Drive	BE105	3460	6946
DIXIE CHOPPER			
3066LP			
Eng. To Deck; 2011 & Newer	2010B98W		6480BR
Deck Drive	2006B144R		6787BR
3074LP			
Eng. To Deck; 2010 & Older	2006B99W		6857BR
Deck Drive	2006B162R		6853BR
3566D			
Eng. To J.S.	2006B41R		6852BR
Deck Drive	2006B144R		6787BR
3574D			
Deck Drive	2006B162R		6853BR
3666D			
Eng. To J.S.; 2010 & Older	2006B41R		6852BR
Deck Drive	2006B144R		6787BR
3674D			
Deck Drive	2006B162R		6853BR
5018			
Blade	30202		6979
Deck	30203		6584BR
Trans.	20256		6514BR
Classic 2550; Classic 2750; Classic 2750HP			
Eng. To Trans.; 2010 & Older	2006B41R		6852BR
Deck Drive	2006B112R		6665BR
Classic 2750T; Classic 2750W			
Deck Drive	2006B112R		6665BR

Belts for Riding Mowers

Application	OEM No.	Standard Belts	Premium Belts
DIXIE CHOPPER - Continued			
Classic 2760			
Eng. To Trans.; 2010 & Older	2006B41R		6852BR
Deck Drive	2006B130R		6646BR
Classic 2960EFI			
Deck Drive	2006B130R		6646BR
Classic 3060HP; Classic 3360HP			
Eng. To Trans.; 2010 & Older	2006B41R		6852BR
Deck Drive	2006B130R		6646BR
Classic 3372HP			
Eng. To Trans.; 2010 & Older	2006B41R		6852BR
CNG66			
Deck Drive	2006B144R		6787BR
Deck			
Deck; W/42" Deck	63203		6582BR
Deck; W/50" Deck	30203		6584BR
Deck Spindle			
Belt; W/42" Deck			6891
Belt; W/50" Deck			B103
Belt; W/60" Deck			B128
Belt; W/72" Deck			B162
Eco-Eagle			
Deck Drive	2006B144R		6787BR
Engine-Deck			
Eng. To Deck; W/42" Deck	B80		6983
Eng. To Deck; W/50" Deck	30204		6515BR
Eng. To Deck; W/60" Deck	65080		6676BR
Eng. To Deck; W/72" Deck			6984
Engine-Transmission			
Eng. To Trans.	63204		6677BR
Flatlander			
Eng. To Deck; W/60" Deck	65080		6676BR
Iron Eagle 2350; Iron Eagle 2550			
Deck Drive	2006B112R		6665BR
LP3000-60			
Deck Drive	2006B130R		6646BR
LT2700-60D			
Eng. To Deck; W/60" Deck	9907B130		6646BR
LX2001-42			
Eng. To Trans.	9907B41		6852BR
Eng. To Deck	68081		6754BR
Deck Drive	63203		6582BR
Magnum 2250; Magnum 2250HP; Magnum 2250R; Magnum 2350EFI; Magnum 2750; Silver Eagle 2550			
Deck Drive	2006B112R		6665BR
Silver Eagle 2660EFI			
Deck Drive	2006B130R		6646BR
Silver Eagle 2750			
Deck Drive	2006B112R		6665BR
Silver Eagle 2760HP; Silver Eagle 2760KW; Silver Eagle 2960EFI			
Deck Drive	2006B130R		6646BR
SP2800-60 EFI			
Eng. To Deck; W/60" Deck	9907B130		6646BR
X1701-50			
Eng. To Trans.	9907B41		6852BR
Deck Drive	9907B112		6665BR
X2001-60; X2503-60			
Eng. To Deck; W/60" Deck	9907B130		6646BR
Xcaliber 3366			
Eng. To Deck; 2011 & Newer	2010B98W		6480BR
Deck Drive	2006B144R		6787BR
Xcaliber 3374; Xcaliber 4074			
Eng. To Deck; 2010 & Older	2006B99W		6857BR
Deck Drive	2006B162R		6853BR
Xcaliber Twin 5474			
Deck Drive	2006B162R		6853BR

Application	OEM No.	Standard Belts	Premium Belts
DIXIE CHOPPER - Continued			
XF2500-60			
Eng. To Trans.	9907B41		6852BR
Eng. To Deck	9907B85		6753BR
Deck Drive	9907B130		6646BR
XF2600-60 EFI; XG2703-60; XK2503-60; XT3000-60; XT3200-60; XW2000-60; XW2002-60; XW2300-60; XW2400-60; XW2500-60			
Eng. To Deck; W/60" Deck	9907B130		6646BR
XW2503-60; XWD2600-60; XWF2700-60; XWK2303-60; XWK2501-60			
Eng. To Deck; W/60" Deck	9907B130		6646BR
XXW4000-72			
Clutch	20256		6514BR
Eng. To Deck	68082		6702BR
Deck Drive	68162		6853BR
Zee 3 - 2650			
Deck Drive	2006B112R		6665BR
DIXON			
Black Bear 44			
Deck Drive	539118156		6759BR
D20KH42			
Drive	532130969		6757BR
Deck Drive	532429636		6653BR
D21KH46			
Drive	532130969		6757BR
Deck Drive	532405143		6821BR
D22KH46			
Hydro. Drive	532130969		6757BR
Deck Drive	532405143		6821BR
D24KH54			
Drive; 2012 & Older	532125907		6713BR
Drive; 2013 & Newer	532140294		6434BR
Deck Drive	532196103		6767BR
D25KH48			
Hydro. Drive	532130969		6757BR
Deck Drive	532197242		6786BR
D26KH48			
Drive	532130969		6757BR
Deck Drive	532197242		6786BR
D26KH54			
Hydro. Drive	532125907		6713BR
Deck Drive	532196103		6767BR
D2246YT			
Drive	532130969		6757BR
Deck Drive	532405143		6821BR
D2548YT			
Drive	532130969		6757BR
Deck Drive	532197242		6786BR
D2654GT			
Drive	532125907		6713BR
Deck Drive	532196103		6767BR
DX148; DX152; DX161			
Hydro. Drive	574870901		7007BR
DX254			
Deck Drive; 2012 & Older	574285901		6878BR
Deck Drive; 2013 & Newer	575658401		7034BR
DX260			
Deck Drive; 2012 & Older	522829601		6879BR
Deck Drive; 2013 & Newer	575658403		6938BR
DX272			
Deck Drive; 2012 & Older	574286001		6882BR
Grizzly 52			
Hydro. Drive	539104334		6756BR
Deck Drive	539114550		6598BR
Grizzly 60; Grizzly 72			
Hydro. Drive	539104334		6756BR
Grizzly SE 60			
Hydro. Drive	573978301		6675BR

Belts for Riding Mowers

Application	OEM No.	Standard Belts	Premium Belts
DIXON - Continued			
Grizzly SE 60 - Continued			
Deck Drive	522829601		6879BR
Grizzly SE 72			
Hydro. Drive	573978301		6675BR
Deck Drive	574286001		6882BR
Kodiak 52			
Deck Drive	539114557		6597BR
Kodiak SE 52			
Deck Drive	522811301		6692BR
Ram 44 Mag			
Hydro. Drive	539104334		6756BR
Ram 48			
Hydro. Drive	539120772		6793BR
Deck Drive; 2009 & Older	539109243		6785BR
Ram 48 ZT			
Hydro. Drive	539120772		6793BR
Ram 50			
Hydro. Drive; W/Kohler Eng.	539120772		6793BR
Hydro. Drive; W/Kawasaki Eng.; W/B. & S. Eng.	539101957		6425BR
Ram 50 Mag			
Hydro. Drive	539104334		6756BR
Ram 52			
Hydro. Drive	539120772		6793BR
Deck Drive	539107709		6783BR
Ram 61			
Hydro. Drive	539101957		6425BR
Ram Ultra 50			
Deck Drive	539132000		6569BR
Ram Ultra 60			
Deck Drive	539132001		6860BR
Ram Ultra 61			
Deck Drive	539132002		6747BR
Ram Ultra 72			
Deck Drive	539132003		6881BR
SpeedZTR 30			
Hydro. Drive	539120806		7026BR
Deck Drive	574173002		68100
SpeedZTR 36			
Hydro. Drive	539120772		6793BR
SpeedZTR 42			
Hydro. Drive; 2009 & Older	539120772		6793BR
Hydro. Drive; 2010	539110411		6755BR
Deck Drive; 2010	539117245		6589BR
SpeedZTR 42 SE			
Hydro. Drive	539110411		6755BR
Deck Drive	539117245		6589BR
SpeedZTR 44			
Hydro. Drive	539120772		6793BR
Deck Drive	539118156		6759BR
SpeedZTR 46			
Hydro. Drive	539110411		6755BR
Deck Drive	539117245		6589BR
SpeedZTR 48 SE			
Hydro. Drive	539110411		6755BR
Deck Drive	539109243		6785BR
SpeedZTR 54			
Hydro. Drive	539110411		6755BR
Deck Drive	539114557		6597BR
Ultra 52			
Hydro. Drive	574870901		7007BR
Deck Drive; 2010 & Older	539114557		6597BR
Deck Drive; 2011 & Newer	522811301		6692BR
Ultra 52 SE			
Hydro. Drive	574870901		7007BR
Deck Drive	522811301		6692BR
Ultra 61			
Hydro. Drive	574870901		7007BR

Application	OEM No.	Standard Belts	Premium Belts
DIXON - Continued			
Ultra 61 - Continued			
Deck Drive	539104335		6760BR
ZTR 300			
Traction	2426	3440	6944
ZTR 301; ZTR 302; ZTR 304; ZTR 308; ZTR 311; ZTR 312			
Deck	2412		6974
Trans.	2426	3440	
ZTR 361			
Mower Drive			69100
Traction	2469		A44
ZTR 421; ZTR 422			
Blade	6111		6840BR
Deck	6109		6434BR
ZTR 424			
Drive	6109		6434BR
Mower Drive	6111		6840BR
ZTR 425			
Blade	6361		6649BR
Deck	6360		6986
Traction	2469		A44
ZTR 426; ZTR 427; ZTR 428; ZTR 429			
Drive	6109		6434BR
Mower Drive	6111		6840BR
ZTR 501			
Aux. Blower	4812		6866
Deck	6111		6840BR
Drive	9236		6993
Traction	1714		6639BR
ZTR 502			
Aux. Blower	4812		6866
Mower Drive	6111		6840BR
ZTR 503			
Deck	6111		6840BR
Hydro.	1765		6827
Traction	1714		6639BR
ZTR 542 HG			
Deck	6111		6840BR
ZTR 3014			
Blade	6109		6434BR
P.T.O. To Deck	7725		6972
P.T.O. To Pump	7650		6841
ZTR 3303			
Drive	7650		6841
P.T.O. To Blade	7725		6972
ZTR 3304			
Deck	7725		6972
P.T.O.	7650		6841
ZTR 3362			
Drive	7650		6841
ZTR 4421			
Blade	6109		6434BR
ZTR 4422			
Blade	6109		6434BR
Deck	6111		6840BR
ZTR 4423; ZTR 4424			
Blade	6109		6434BR
P.T.O. To Deck	7725		6972
P.T.O. To Pump	2497		6844
ZTR 5020			
Blade			6939
P.T.O. To Deck			6938
P.T.O. To Pump	1714		6639BR
Pump	1765		6827
ZTR 5022			
Blade	6109		6434BR
P.T.O. To Deck	7725		6972
P.T.O. To Pump	2497		6844
ZTR 5422 HG			
Deck	6109		6434BR

Belts for Riding Mowers

Application	OEM No.	Standard Belts	Premium Belts	Application	OEM No.	Standard Belts	Premium Belts
DIXON - Continued				DYNAMARK - Continued			
ZTR 5422 HG - Continued				1270-00; 1270-01 - Continued			
Eng. To P.T.O.	1714		6639BR	Trans.	30997		6847
P.T.O. To Deck	6111		6840BR	1272-00; 1272-01; 1272-02		2270	
P.T.O. To Pump	1765		6827	Blade	31053		6827
ZTR 5502 HG				Trans.	30998		6842
Blade			69100	1274-00			
Eng. To P.T.O.	1714		6639BR	Blade			6971
P.T.O. To Deck	6111		6840BR	Trans.	39454		6463BR
Pump	1765		6827	1277-00			
ZTR 5601 HG				Blade	41505		6835
Deck			6939	Trans.	30998		6842
Eng. To P.T.O.	1714		6639BR	1278-00; 1278-01; 1278-02		2270	
P.T.O. To Deck	6111		6938	Blade	31053		6827
P.T.O. To Pump	1765		6827	Trans.	30998		6842
ZTR 6601 HG				1280-00; 1281-00; 1281-03		3690	
Pump	1765		6827	Blade	39456		6969
				Trans.	39454		6463BR
DYNAMARK				1281-07; 1281-08; 1281-09			
16/40				Blade	42111		6630BR
Deck	48044		6454BR	Trans.; W/63" Belt O.C.	39455		6863
44-1900; 44-1901		2630	6863	Trans.; W/88" Belt O.C.	39454		6463BR
Blade; W/63" Belt O.C.	45186		6871	1281-11; 1281-12; 1281-13; 1281-15; 1281-17			
Blade; W/71" Belt O.C.	47390		6856	Blade			6971
Trans.				Trans.	39454		6463BR
44-1902; 44-1903; 44-1923; 44-2006				1282-00; 1282-03; 1282-04		3690	
Blade	48044		6454BR	Blade	39456		6969
Trans.	39454		6463BR	Trans.	39454		6463BR
141 AMF Tractor				1282-06; 1282-07		3710	
P.T.O.	1501245		6887	Blade			6971
Tiller Attachment	1501105		6951	Trans.	39454		6463BR
1010				1282-10			
P.T.O.; W/10 H.P. Eng.	514132M1		6830	Blade	42111		6630BR
1136				Trans.; W/63" Belt O.C.	39455		6863
Blade			6971	Trans.; W/88" Belt O.C.	39454		6463BR
Trans.	39454		6463BR	1283-00		3690	
1142				Blade	39456		6969
Eng. To Deck; W/42" Deck	49330		6379	Trans.	39454		6463BR
1234-00		2290	6829	1283-01; 1283-02			
Blade	20368			Blade	42111		6630BR
1236-00; 1237-00; 1237-01; 1237-02; 1238-00; 1238-02		2290	6829	Trans.; W/63" Belt O.C.	39455		6863
Blade	20368		6825	Trans.; W/88" Belt O.C.	39454		6463BR
Trans.	23164			1284-00			
1245-00; 1247-00; 1247-02		2290	6829	Blade	46466		6983
Blade	20368			Trans.	39454		6463BR
1260-00		2440	6844	1284-02			
Blade	45187		6856	Blade	48044		6454BR
Trans.				Trans.	39454		6463BR
1261-00; 1261-01; 1261-02		2630	6863	1284-05			
Blade	45186		6856	Blade	46466		6983
Trans.				Trans.	39454		6463BR
1261-03				1284-06			
Blade	47390		6871	Blade	48044		6454BR
Trans.			6856	Trans.	39454		6463BR
1261-20		3720	6972	1288-00			
Blade	26659			Blade			6898
1262-00; 1262-01; 1262-02		3780	6978	Deck	44313		6852
Blade	29281			Trans.	39454		6463BR
1263-00; 1263-01		3630	6963	1288-01; 1288-02; 1288-0300			
Blade	36607			Blade			6898
1265-00		3730	6973	Deck			6853
Blade	30839			Trans.	39454		6463BR
1267-00; 1267-01; 1268-00; 1268-01; 1268-02		3720	6972	1290-00; 1290-01; 1290-02; 1290-05; 1290-50; 1290-51; 1291-00; 1291-01; 1291-02; 1291-50		2390	
Blade	26659			Blade	42846		6850
1269-00; 1269-01		2440	6844	Trans.	42858		
Blade	45187		6856	1291-51			
Trans.				Blade	42846		6850
1270-00; 1270-01		2270	6827	Trans.	42858		2390
Blade	31053			1292-00			
				Blade	42881		3710
							6971

Belts for Riding Mowers

Application	OEM No.	Standard Belts	Premium Belts	Application	OEM No.	Standard Belts	Premium Belts
DYNAMARK - Continued				DYNAMARK - Continued			
1292-00 - Continued				3611-1200 - Continued			
Trans.	42858	2390		Trans.	50737		6884
1292-10				3612			
Blade	42846		6850	Blade			6971
1292-50; 1293-00; 1293-50				4211; 4212; 4214			
Blade	42881	3710	6971	Eng. To Deck; W/42" Deck	49330		6379
Trans.	42858	2390		4218			
1294-00; 1294-01; 1294-02				Eng. To Deck; W/42" Deck	49330		6379
Blade	45186	2630	6863	Trans.			6889
Trans.			6841	4222; 4224; 4225; 4226			
1295-00; 1295-07				Trans.			6889
Blade	47611		6463BR	4518-12			
Trans.; W/32" Belt O.C.	44190		6832	Eng. To Deck	49878		6467BR
Trans.; W/41" Belt O.C.			6841	5167-00			
1422-00				Blade	45187	2440	
Deck	511277M2		6850	Trans.			6856
2235-00; 2236-00				5180-00; 5180-01; 5180-04; 5180-07; 5180-08			
Blade	20368	2290	6829	Blade	49330		6379
Trans.	23164		6825	Trans.			6888
2608				5180-26			
Trans.; W/26", 32", 36" Deck			6856	Blade	48044		6454BR
3180-00; 3180-01; 3181-00; 3181-03; 3182-01				Trans.	39454		6463BR
Blade			6971	5181-00; 5181-01; 5181-05; 5181-06			
Mower Drive	49330		6379	Blade	49330		6379
Trans.			6888	Trans.			6888
Transaxle			6888	5181-14			
3184-00				Trans.			6888
Blade			6971	5182-00			
Trans.			6856	Blade	49330		6379
3188-08				Eng. To Deck	49330		6379
Blade			6971	Trans.			6888
Trans.	39454		6463BR	5182-04			
3188-09				Trans.			6888
Blade			6971	5184-00; 5184-01			
Trans.	50737		6884	Trans.			6856
3188-10				5184-04			
Blade			6971	Blade	49330		6379
Trans.	39454		6463BR	Trans.			6888
3188-12; 3188-15; 3188-16; 3188-18				5184-05; 5184-06; 5184-07; 5184-08; 5184-09; 5184-10			
Blade			6971	Trans.			6856
Trans.	50737		6884	5184-0701; 5184-0990			
3188-20				Eng. To Deck	49878		6467BR
Mower Drive			6971	5188-13; 5188-14; 5188-15; 5188-17; 5188-25; 5188-29			
Transaxle	54758		6551BR	Blade	49330		6379
3189-00; 3189-02; 3189-03; 3189-05; 3189-06				Trans.	39454		6463BR
Blade	45186	2630	6863	5188-34			
Trans.			6856	Blade	49330		6379
3189-09				Trans.	52467		6887
Mower Drive	45186		6863	5188-36; 5188-37			
Trans.			6856	Trans.	50737		6884
3208-04; 3208-05				5188-38			
Eng. To Deck	45186		6863	Blade			6971
3294-00; 3294-01				Trans.	50737		6884
Blade	47611		6463BR	Primary	50597		6830
Trans.	51855		6841	5188-47; 5188-49; 5188-50; 5188-51			
3294-02				Trans.	50737		6884
Mower Drive	47390		6871	Primary	50597		6830
Trans.	51855		6841	5188-60			
3504-02; 3504-04				Blade			6971
Blade	47390		6871	Transaxle	54758		6551BR
Trans.			6856	5188-63			
3510-03; 3526-00				Blade			6971
Trans.	39454		6463BR	5188-80			
3606-05				Transaxle	54758		6551BR
Trans.			6856	5188-81			
3610; 3611				Blade			6971
Blade			6971				
3611-1200							
Blade			6971				

Belts for Riding Mowers

Application	OEM No.	Standard Belts	Premium Belts	Application	OEM No.	Standard Belts	Premium Belts
DYNAMARK - Continued				DYNAMARK - Continued			
5188-83				5271-00; 5271-01; 5271-02; 5271-03; 5271-33; 5271-35; 5271-39; 5271-41; 5271-42; 5271-43			
Blade			6971	Blade	31053	2270	6827
Transaxle	54758		6551BR	Trans.	30998		6842
5188-90				5271-46; 5271-47; 5271-48; 5271-49; 5274-00; 5274-01; 5275-00			
Blade	49330		6379	Blade	31053	2270	6827
Trans.	52467		6887	Trans.	30998		6842
5188-2500; 5188-2501				5276-00; 5276-02			
Deck	49878		6467BR	Blade	41505		6835
Trans.	50737		6884	Trans.	30998		6842
5188-2600				5276-03			
Deck; W/82" Belt O.C.	48044		6454BR	Blade	41505	2340	6834
Deck; W/84" Belt O.C.	49878		6467BR	Trans.	30998		6842
Trans.	50737		6884	5276-04; 5276-05; 5276-06; 5276-08			
5188-2601; 5188-2700; 5188-2701; 5188-2702; 5188-3000; 5188-3001; 5188-3002; 5188-3100; 5188-3103				Blade		2340	6834
Deck	49878		6467BR	Trans.	30998		6842
Trans.	50737		6884	5277-00			
5236-00; 5236-01; 5236-02; 5236-03; 5236-04; 5236-06; 5236-32				Blade	41505		6835
Trans.	20368	2290		Trans.	30998		6842
5238-00; 5238-02; 5238-30; 5238-32; 5238-40				5277-01; 5277-02			
Blade	20368	2290	6829	Blade		2340	6834
Trans.	23164		6825	Trans.	30998		6842
5239-00; 5239-40; 5239-42; 5240-00; 5240-02; 5240-30; 5240-32				5278-01			
Trans.	20368	2290		Blade	31053	2270	6827
5244-30; 5244-32; 5244-34				Trans.	30998		6842
Blade	20368	2290	6829	5280-01			
Trans.	23164		6825	Trans.			6856
5246-00; 5246-01; 5246-30; 5246-31; 5246-32; 5246-34				5281-00; 5281-01; 5281-02			
Blade	26659	3720	6972	Blade	39456	3690	6969
5252-00				Trans.	39454		6463BR
Blade	47611		6463BR	5281-03			
Trans.			6841	Blade	42111		6630BR
5267				Trans.	39455		6863
Trans.; W/26", 32", 36" Deck			6856	5281-10; 5282-00; 5282-01; 5282-02; 5282-03			
5267-00; 5267-01; 5267-03; 5267-05; 5267-06; 5267-08; 5267-09; 5267-10				Blade	39456	3690	6969
Blade	47390		6871	Trans.	39454		6463BR
Trans.			6856	5282-04			
5267-14				Blade	42111		6630BR
Blade	45186	2630	6863	Trans.	39454		6463BR
Trans.			6856	5282-05			
5267-15				Blade	39456	3690	6969
Blade	45187	2440	6844	Trans.	39454		6463BR
Trans.			6856	5282-06; 5282-07			
5267-21				Blade	42111		6630BR
Blade	45186	2630	6863	Trans.	39454		6463BR
Trans.			6856	5282-08; 5282-09			
5267-90; 5267-91				Blade		3710	6971
Blade	45187	2440	6844	Trans.	39454		6463BR
Trans.			6856	5282-10; 5282-11			
5268				Blade	39456	3690	6969
Trans.; W/26", 32", 36" Deck			6856	Trans.	39454		6463BR
5268-00; 5268-01; 5268-02; 5268-04				5282-12; 5282-14			
Blade		2630	6863	Blade	42111		6630BR
Trans.			6856	Trans.	39454		6463BR
5268-05				5282-16; 5282-18			
Blade	45187	2440	6844	Blade		3710	6971
Trans.			6856	Trans.	39454		6463BR
5268-06; 5268-07; 5268-08; 5268-09; 5268-11; 5268-12				5282-22; 5282-23; 5282-25			
Blade	45186	2630	6863	Blade; W/71" Belt O.C.		3710	6971
Trans.			6856	Blade; W/82" Belt O.C.	48044		6454BR
5270-02; 5270-03; 5270-35; 5270-38				Trans.	39454		6463BR
Blade	31053		6827	5283-00; 5283-01; 5283-02			
Trans.	30997		6847	Blade	39456	3690	6969
				Trans.	39454		6463BR
				5283-03; 5283-05			
				Blade	42111		6630BR
				Trans.	39455		6863

Belts for Riding Mowers

Application	OEM No.	Standard Belts	Premium Belts
DYNAMARK - Continued			
5285-04; 5285-06; 5285-07; 5285-08; 5285-09			
Blade	42111		6630BR
Trans.	39454		6463BR
5285-10; 5285-11			
Blade	39456	3690	6969
Trans.	39454		6463BR
5285-12			
Blade; W/69" Belt O.C.	39456	3690	6969
Blade; W/70" Belt O.C.	42111		6630BR
Trans.	39454		6463BR
5285-13			
Blade	39456	3690	6969
Trans.	39454		6463BR
5285-14			
Blade; W/69" Belt O.C.	39456	3690	6969
Blade; W/70" Belt O.C.	42111		6630BR
Trans.	39454		6463BR
5285-15; 5285-16; 5285-17; 5285-20; 5285-22;			
5285-23; 5285-25; 5285-26; 5285-27; 5285-28			
Blade	48044		6454BR
Trans.	39454		6463BR
5285-29; 5285-30; 5285-32; 5285-33; 5285-34;			
5285-36; 5285-39; 5285-40; 5285-41; 5285-42			
Blade	48044		6454BR
Trans.	39454		6463BR
5285-44; 5285-46; 5285-47; 5285-48; 5285-49;			
5285-50; 5285-51; 5285-52; 5285-53; 5285-54			
Blade	48044		6454BR
Trans.	39454		6463BR
5285-56; 5285-58; 5285-59; 5285-62			
Blade	48044		6454BR
Trans.	39454		6463BR
5286			
P.T.O. Drive	514132M1		6830
Gear Box	511277M3		6850
5288-00; 5288-02; 5288-03; 5288-05; 5288-06			
Blade		3710	6971
Trans.	39454		6463BR
5288-07			
Blade	46466		6983
Trans.	39454		6463BR
5288-08			
Blade		3710	6971
Trans.	39454		6463BR
5288-10; 5288-11			
Blade	46466		6983
Trans.	39454		6463BR
5288-12; 5288-13; 5288-14; 5288-15			
Blade	48044		6454BR
Trans.	39454		6463BR
5288-16			
Blade		3710	6971
Trans.	39454		6463BR
5288-17; 5288-18; 5288-19; 5288-20			
Blade	48044		6454BR
Trans.	39454		6463BR
5288-21			
Blade		3710	6971
Trans.	39454		6463BR
5288-23; 5288-24; 5288-26; 5288-30; 5288-33;			
5288-34; 5288-35; 5288-36			
Blade	48044		6454BR
Trans.	39454		6463BR
5288-37			
Blade		3710	6971
Trans.	39454		6463BR
5288-38; 5288-47; 5288-51; 5288-52			
Blade	48044		6454BR
Trans.	39454		6463BR

Application	OEM No.	Standard Belts	Premium Belts
DYNAMARK - Continued			
5288-55			
Blade	48044		6454BR
Trans.	52467		6887
5288-56			
Belt	52467		6887
5288-57			
Blade	49330		6379
Primary	50597		6830
5288-91			
Blade	48044		6454BR
Trans.	39454		6463BR
5288-5200			
Blade	49330		6379
Trans.	39454		6463BR
5289			
Trans.; W/26", 32", 36" Deck			6856
5289-00			
Blade		2630	6863
Trans.			6856
5289-02			
Blade	45186	2630	6863
Trans.			6856
5289-03			
Blade		2630	6863
Trans.			6856
5289-04; 5289-05; 5289-07; 5289-08; 5289-12;			
5289-14; 5289-15			
Blade	45186	2630	6863
Trans.			6856
5289-16; 5289-17; 5289-19; 5289-21; 5289-23;			
5289-25; 5289-26; 5289-28; 5289-30; 5289-31			
Blade	47390		6871
Trans.			6856
5289-32; 5289-40; 5289-41; 5289-42; 5289-43			
Blade	47390		6871
Trans.			6856
5289-46			
Blade	47390		6871
Trans.; W/39" Belt O.C.	42858	2390	
Trans.; W/56" Belt O.C.			6856
5289-51			
Blade	47390		6871
Trans.			6856
5289-55			
Mower Drive	45186		6863
Trans.			6856
5290-00; 5290-10; 5290-11; 5290-12; 5290-13;			
5290-20			
Blade	42846		6850
Trans.	42858	2390	
5291-00; 5292-00			
Blade			6971
Trans.	42858	2390	
5292-10			
Blade	42846		6850
Trans.	42858	2390	
5293-00; 5293-10; 5293-20			
Blade; W/50" Belt O.C.	42846		6850
Blade; W/71" Belt O.C.	42881	3710	6971
Trans.	42858	2390	
5294-02; 5294-03; 5294-04; 5294-06			
Blade	45186	2630	6863
Trans.			6841
5294-09; 5294-17; 5294-18; 5294-19; 5294-20			
Blade	47611		6463BR
Trans.			6841
5294-21; 5294-22			
Blade	51855		6841
Mower Drive	47390		6871

Belts for Riding Mowers

Application	OEM No.	Standard Belts	Premium Belts	Application	OEM No.	Standard Belts	Premium Belts
DYNAMARK - Continued				DYNAMARK - Continued			
5296-00; 5296-02; 5296-03; 5296-04				LM2-2451A			
Blade			6971	Blade	41405		6835
Trans.	39454		6463BR	Trans.	30998		6842
5296-07; 5296-08				LM2-2551A			
Blade	46466		6983	Blade	39456	3690	
Trans.	39454		6463BR	Trans.	39454		6463BR
5296-09; 5296-10				LM2-2551B			
Blade	48044		6454BR	Blade	42111		6630BR
Trans.	39454		6463BR	Trans.	39454		6463BR
5297-00; 5297-01; 5297-02; 5297-05				LM2-2621A			
Trans.	39454		6463BR	Blade	39456	3690	
5297-06; 5297-07; 5297-10; 5297-11; 5297-12; 5297-13				Trans.	39454		6463BR
Blade			6898	LM2-2621B			
Deck			6853	Blade	42111		6630BR
Trans.	39454		6463BR	Trans.	39454		6463BR
5380-00				LM2-2622A			
P.T.O.	25807		6933	Blade			6971
Primary	25812	2190		Trans.	39454		6463BR
Secondary	24551	2295		LM2-2633A			
5381-31				Blade			6898
Blade			6898	Deck	44313		6852
Deck			6853	Trans.	39454		6463BR
5404				LM60			
Mower Attachment; W/102" Belt O.C.	511275M1		A100	Trans.	39454		6463BR
5482-01				RP24A			
Blade	39456	3690	6969	Blade	RP8096	2260	6826
50336				Eng.		2240	6824
Blade	29798		6827	Trans.	RP8095	2270	6827
50337-3				RR140; RR140A; RR140C			
Blade	31053		6827	Trans.	RP8095	2270	6827
Trans.	30997		6847	TD170; TD170A			
81330; 81360				Belt	LP2154	2200	6820
Blade	42111		6630BR	Turfmaster 526			
Trans.	39454		6463BR	Belt	45187	2440	
503347-1; 503347-3; 503349-1; 503349-4				EDKO			
Blade	31053	2270	6827	5 H.P. Walking			
Trans.	30998		6842	Forward	21416	3460	6946
503370-1; 503370-3; 503371				Reverse	21415	1150	
Blade	31053		6827	Power Wheel			
Trans.	30997		6847	Drive	20939	3620	6962
4518010				Trans.	27055		B59
Deck			6978	ENCORE			
12660000; 12660100; 12660300; 12660400; 12660500; 12660600; 12660700; 12660800; 12660900; 12661000				34K15Z; 34K350Z			
Blade	26659	3720	6972	Blade	363210		6573BR
12661100; 12661200; 12661300; 12670000; 12670100; 12680000; 12680100; 12680200				Pump	583385		6985BR
Blade	26659	3720	6972	42B350Z; 42K17Z; 42K450Z			
12930100				Pump	423272		6548BR
Blade	42881	3710	6971	48B20X			
Trans.	42858	2390		Pump	423272		6548BR
52883100				Deck Drive	483053		6768BR
Trans.	39454		6463BR	48B450Z			
A3611-000				Deck Drive	483053		6768BR
Deck	58170		6675BR	48K19X; 48K19Z; 48K550Z			
A3812-010				Pump	423272		6548BR
Deck	300680		6408BR	Deck Drive	483053		6768BR
Drive	54758		6551BR	52B25X; 52B550Z; 52K21Z			
A3912-000				Pump	423272		6548BR
Deck	300680		6408BR	Deck Drive	523472		6661BR
Drive	57214		6775BR	52K23A			
A3912-010; A3912-20; A4012-020				Pump	583385		6985BR
Trans.			6850	Clutch	823267		6989BR
A4016-000				Deck	823243		6992BR
Deck	48044		6454BR	52K23X			
				Pump	423272		6548BR
				Deck Drive	523472		6661BR
				52K25A			
				Pump	583385		6985BR

Lawn & Garden Equipment

Belts for Riding Mowers

Application	OEM No.	Standard Belts	Premium Belts
ENCORE - Continued			
52K25A - Continued			
Clutch	823267		6989BR
Deck	823243		6992BR
52K26X			
Pump	423272		6548BR
Deck Drive	523472		6661BR
52K27L			
Pump	583385		6985BR
Clutch	583517		6990BR
Deck	823243		6992BR
52K550R			
Blade	523108		B116
Pump; W/O Lift Kit	523106		A58
52K555G			
Blade	523108		B116
Clutch; W/Lift Kit	523374		6514BR
Pump; W/O Lift Kit	523106		A58
52K650Z			
Pump	423272		6548BR
Deck Drive	523472		6661BR
52K650ZP			
Clutch	523374		6514BR
Deck	823243		6992BR
Pump	583385		6985BR
52K700ZP			
Clutch	823267		6989BR
Deck	823243		6992BR
Pump	583385		6985BR
52K850ZP			
Clutch	583517		6990BR
Deck	823243		6992BR
Pump	583385		6985BR
60B25X; 60K25X			
Pump	423272		6548BR
Deck Drive	603068		6722BR
60K25Z			
Deck Drive	603068		6722BR
Pump	423272		6548BR
60K26X			
Pump	423272		6548BR
Deck Drive	603068		6722BR
61B27LD			
Clutch	523374		6514BR
Deck	823242		6787BR
Pump	583385		6985BR
61B31LP			
Clutch	523374		6514BR
Deck	823242		6787BR
61K25A			
Pump	583385		6985BR
Clutch	823267		6989BR
Deck	823242		6787BR
61K27L			
Pump	583385		6985BR
Clutch	583517		6990BR
Deck	823242		6787BR
61K28A3			
Clutch	823267		6989BR
Pump	583385		6985BR
Deck Drive	823242		6787BR
61K550R			
Pump; W/O Lift Kit	523106		A58
61K555G			
Clutch; W/Lift Kit	523374		6514BR
Pump; W/O Lift Kit	523106		A58
72B27LD			
Pump	583385		6985BR
Clutch	523374		6514BR
Deck	583153		6769BR

Application	OEM No.	Standard Belts	Premium Belts
ENCORE - Continued			
72B31LP			
Clutch	523374		6514BR
Deck	583153		6769BR
72K27L			
Clutch	583517		6990BR
Deck	583153		6769BR
Pump	583385		6985BR
72K28A3			
Clutch	583517		6990BR
Pump	583385		6985BR
Deck Drive	583153		6769BR
72K850ZP			
Clutch; W/Kawasaki Eng.	583517		6990BR
Deck Drive	583153		6769BR
B850PFC			
Pump	583385		6985BR
P.T.O.	583517		6990BR
Blade Drive; W/52" Deck	823243		6992BR
Blade Drive; W/61" Deck	823242		6787BR
Blade Drive; W/72" Deck	583153		6769BR
ER52FX730V			
Pump	453311		7005BR
Eng. To Deck	453214		6865BR
F34B18; F34B24; F34K15; F34K20			
Pump	353112		6986BR
Deck Drive	353111		6715BR
F42B18; F42B24; F42K17; F42K20			
Pump	353112		6986BR
Deck Drive	353114		6987BR
F48B18; F48B24; F48K19; F48K20			
Pump	353112		6986BR
Deck Drive	353139		6988BR
K850PFC			
Pump	583385		6985BR
P.T.O.	583517		6990BR
Blade Drive; W/52" Deck	823243		6992BR
Blade Drive; W/61" Deck	823242		6787BR
Blade Drive; W/72" Deck	583153		6769BR
Prowler Front Cut			
Clutch	823267		6989BR
Deck; W/52" Deck	823243		6992BR
Deck; W/61" Deck	823242		6787BR
P.T.O.; W/Kawasaki Eng.	523374		6514BR
ENGINEERING PRODUCTS			
42" Deck			
Eng. To Hitch; 1998-1981	810074		6874
Eng. To Hitch; 1980	810070		6870
Hitch To Header; 1998-1981	810070		6870
Hitch To Header; 1980			6867
Traction; 1998-1980	810064		6864
48" Deck			
Belt; Jim Dandy; 1979-1974	810080		6880
Belt; W/Parallel Hitch; 1998-1980;			
W/85" Belt O.C.	810085		6886
Belt; W/Parallel Hitch; 1998-1980;			
W/87" Belt O.C.	810087		6887
Belt; W/Std. Hitch; 1998-1980; W/80"			
Belt O.C.	810080		6880
Belt; W/Std. Hitch; 1998-1980; W/85"			
Belt O.C.	810085		6886
Belt; Power King; 1979-1974; W/24"			
Wheels	810092		6892
Belt; W/Std. Hitch; W/87" Belt O.C.	810087		6887
Belt; W/Std. Hitch; W/89" Belt O.C.	810089		6889
Belt; 1998-1978	810048		6848
Belt; 1977	810064		6864
Belt; 1976-1971	810094		6894
Drive	810036		6836
1200 Series			
Belt; W/29" Belt O.C.	810029		6829
Belt; W/89" Belt O.C.	810089		6889

Belts for Riding Mowers

Application	OEM No.	Standard Belts	Premium Belts
ENGINEERING PRODUCTS - Continued			
Jim Dandy			
Belt; Ser. No. 21299 & Before			6831
Belt; Ser. No. 21300 & After	810025		6825
Belt; 1998-1974	810048		6848
Belt; 1979-1974	810070		6870
Belt; W/60" Deck; 1998-1980; W/87"			
Belt O.C.	810087		6887
Belt; W/60" Deck; 1998-1980; W/91"			
Belt O.C.	810089		6889
Belt; W/60" Deck; 1979-1974	810080		6880
Belt; W/Std. Hitch; 1998-1980; W/89"			
Belt O.C.; W/60" Deck	810089		6889
Belt; W/Std. Hitch; 1998-1980; W/92"			
Belt O.C.; W/60" Deck	810092		6892
Power King			
Belt; 1998-1974; W/52" Belt O.C.	810052		6852
Belt; 1974; W/72" Belt O.C.	810072		6872
Belt; 1974; W/94" Belt O.C.	810094		6894
Belt; W/60" Deck; 1998-1980; W/87"			
Belt O.C.	810087		6887
Belt; W/60" Deck; 1998-1980; W/91"			
Belt O.C.	810089		6889
Belt; W/60" Deck; 1979-1974; W/16"			
Wheels	810085		6886
Belt; W/60" Deck; 1979-1974; W/24"			
Wheels	810092		6892
Belt; W/Std. Hitch; 1998-1980; W/89"			
Belt O.C.; W/60" Deck	810089		6889
Belt; W/Std. Hitch; 1998-1980; W/92"			
Belt O.C.; W/60" Deck	810092		6892
Power King 1200 Series			
Belt; Ser. No. 21299 & Before			6831
Belt; Ser. No. 21300 & After	810025		6825
EVERRIDE			
Briggs Warrior			
Eng. To Deck	181139		6665BR
Blade Drive	181036		B112
EFRKW1948S			
Hydro. Drive	D28125		6914BR
Deck Drive	TCU16092		6745BR
EFRKW2352S			
Hydro. Drive	D28125		6914BR
Deck Drive	TCU16093		6598BR
EFRKW2561S			
Hydro. Drive	D28125		6914BR
Deck Drive	GDU10228		6950BR
EFXKA1934S			
Deck Drive	201010		6815BR
EFXKA1948S			
Hydro. Drive	GDU10025		6559BR
Deck Drive	TCU18847		6949BR
EFXKA1952S; EFXKA2352S; EFXKW2352S			
Hydro. Drive	GDU10025		6559BR
Deck Drive	TCU18848		6492BR
ESCKA1948S; ESKH1848S			
Hydro. Drive	GDU10025		6559BR
Deck Drive	TCU18847		6949BR
ESKH2352S			
Hydro. Drive	GDU10025		6559BR
Deck Drive	TCU18848		6492BR
ESKH2561S			
Hydro. Drive	GDU10025		6559BR
Deck Drive	TCU18849		6901BR
ESKW1948S			
Hydro. Drive	GDU10025		6559BR
Deck Drive	TCU18847		6949BR
ESKW2352S			
Hydro. Drive	GDU10025		6559BR
Deck Drive	TCU18848		6492BR
EWRKW2754S			
Hydro. Drive	181727		6943BR
Eng. To Deck	181715		6665BR

Application	OEM No.	Standard Belts	Premium Belts
EVERRIDE - Continued			
EWRKW2754S - Continued			
Blade Drive	181036		B112
EWRKW2760S			
Hydro. Drive	181727		6943BR
Eng. To Deck	181715		6665BR
Blade Drive	112616		B120
EWRKW3166S			
Hydro. Drive	181727		6943BR
Eng. To Deck	181715		6665BR
Blade Drive	181711		6946BR
EYJKC1840S			
Hydro. Drive	07241400		6943BR
Deck Drive	07219600		6486BR
EYJKC2044S			
Hydro. Drive	07241400		6943BR
EYJKC2348S			
Hydro. Drive	07241400		6943BR
Deck Drive	07200022		6978BR
EZKH2754S			
Eng. To Deck	181139		6665BR
Blade Drive	181036		B112
EZKH2760S			
Eng. To Deck	181139		6665BR
Blade Drive	112616		B120
EZKH2766S			
Hydro. Drive	181727		6943BR
Eng. To Deck	181715		6665BR
Blade Drive	181711		6946BR
EZKW2352S			
Deck Drive; 2007 & Older	191379		6767BR
Deck Drive; 2008 & Newer	192015		6692BR
EZKW2554S			
Hydro. Drive	181727		6943BR
Eng. To Deck	181715		6665BR
Blade Drive	181036		B112
EZKW2560S			
Hydro. Drive	181727		6943BR
Eng. To Deck	181715		6665BR
Blade Drive	112616		B120
EZYN2052S			
Deck Drive	192015		6692BR
EXCEL			
Hustler 260K			
Deck	716910		6844
Hustler 320			
Fan & Alt.			7405
Hustler 340			
Fan & Alt.; W/38 1/2" Belt O.C.	REMF1385		7385
Fan & Alt.; W/40 1/2" Belt O.C.			7405
Hustler 400			
Fan & Alt.	039289		7340
Gov.; W/24" Belt O.C.			7240
Gov.; W/42 5/8" Belt O.C.	046813		7425
Gov.; W/44" Belt O.C.; Ser. No. 5872970 & After			7440
EXMARK			
EX-18KO; EX-20KO			
Primary Drive; Ser. No. 102000 & After ..	523413		6943
Secondary Drive	513037		6942
Explorer; Explorer II			
Deck Drive; W/60" Side Discharge Deck ..	523175		6577BR
Primary Drive; Ser. No. 102000 & After ..	523413		6943
Secondary Drive	513037		6942
EXS-18KO; EXS-20KC			
Primary Drive; Ser. No. 102000 & After ..	523413		6943
Secondary Drive	513037		6942
EXS-20KC-2			
Deck Drive; W/60" Side Discharge Deck ..	523175		6577BR
Primary Drive; Ser. No. 102000 & After ..	523413		6943

Belts for Riding Mowers

Application	OEM No.	Standard Belts	Premium Belts	Application	OEM No.	Standard Belts	Premium Belts
EXMARK - Continued				EXMARK - Continued			
EXS-20KC-2 - Continued				LXS31BV665 - Continued			
Secondary Drive	513037		6942	Pump Drive	1034569		7020BR
EXS-20KO				Deck Drive; W/66" Deck	1090775		6598BR
Primary Drive; Ser. No. 102000 & After ..	523413		6943	LXS35BV605			
Secondary Drive	513037		6942	Mule Drive	1036506		6648BR
FR25KD; FR27KC; FR31BV				Pump Drive	1034569		7020BR
P.T.O.	1097588		6926BR	Deck Drive; W/60" Deck	633127		6567BR
Hydro. Pump	1090816		6931BR	LXS35BV665			
Deck Drive; W/52" Deck	1633366		6568BR	Mule Drive	1036506		6648BR
Deck Drive; W/60" Deck	1633127		6567BR	Pump Drive	1034569		7020BR
Deck Drive; W/72" Deck	1643052		6569BR	Deck Drive; W/66" Deck	1090775		6598BR
LHP19KA465; LHP23KA465				LXS35BV725			
Pump	1034761		6726BR	Mule Drive	1036506		6648BR
Deck Drive	1092523		6729BR	Pump Drive	1034569		7020BR
LHP23KA505				Deck Drive; W/72" Deck	1643052		6569BR
Pump	1034761		6726BR	LZ22LKA523			
Deck Drive	1090206		6730BR	Alt.	633853		6726
LHP23KA565				Deck Drive	633366		6568BR
Pump	1034761		6726BR	Mule Drive	633173		6650BR
Deck Drive	1090096		6731BR	Pump Drive	633569		6580BR
LHP23KC523				LZ22LKA604			
Pump	1034761		6726BR	Alt.	633853		6726
Deck Drive	1653368		6597BR	Deck Drive	633127		6567BR
LHP27KC505				Mule Drive	633173		6650BR
Pump	1034761		6726BR	Pump Drive	633569		6580BR
Deck Drive	1090206		6730BR	LZ23KC523			
LHP27KC523				Deck Drive	633366		6568BR
Pump	1034761		6726BR	Mule Drive	633173		6650BR
Deck Drive	1653368		6597BR	Pump Drive; W/5-Ribbed Belt	633569		6580BR
LHP27KC565				Pump Drive; W/8-Ribbed Belt	633162		6543BR
Pump	1034761		6726BR	LZ23KC604; LZ23KC605			
Deck Drive	1090096		6731BR	Pump Drive	1036906		6742BR
LHP4417KA; LHP4418KC				Mule Drive	1034014		6728BR
Deck Drive	413093		6596BR	Deck Drive	633127		6567BR
Pump Drive	653163		6726BR	LZ25KC523			
LHP4419KA; LHP4818KC; LHP4820KC;				Deck Drive	633366		6568BR
LHP4821KA				Mule Drive	633173		6650BR
Deck Drive	413308		6783BR	Pump Drive; W/5-Ribbed Belt	633569		6580BR
Pump Drive	653163		6726BR	Pump Drive; W/8-Ribbed Belt	633162		6543BR
LHP5220KC; LHP5223KA; LHP5223KC				LZ25KC604			
Deck Drive	653368		6597BR	Deck Drive	633127		6567BR
Pump Drive	653416		6552BR	Mule Drive	633173		6650BR
LXS25KD605				Pump Drive; W/5-Ribbed Belt	633569		6580BR
Mule Drive	1092994		6589BR	Pump Drive; W/8-Ribbed Belt	633162		6543BR
Hydro. Pump	1034569		7020BR	LZ25KC724			
Deck Drive; W/60" Deck	633127		6567BR	Deck Drive	643052		6569BR
LXS25KD665				Mule Drive	633173		6650BR
Mule Drive	1092994		6589BR	Pump; W/5-Ribbed Belt	633569		6580BR
Hydro. Pump	1034569		7020BR	Pump; W/8-Ribbed Belt	633162		6543BR
Deck Drive; W/66" Deck	1095018		6598BR	LZ25LC604; LZ25LC724			
LXS25KD725				Mule Drive	633173		6650BR
Mule Drive	1092994		6589BR	Pump Drive	633569		6580BR
Hydro. Pump	1034569		7020BR	LZ26KC604			
Deck Drive; W/72" Deck	1643052		6569BR	Deck Drive	633127		6567BR
LXS29LKA605				Mule Drive	633173		6650BR
Mule Drive	1036506		6648BR	LZ26KC724			
Deck Drive; W/60" Deck	633127		6567BR	Deck Drive	643052		6569BR
LXS29LKA665				Mule Drive	633173		6650BR
Mule Drive	1036506		6648BR	LZ26LC724			
Deck Drive; W/66" Deck	1090775		6598BR	Mule Drive	633173		6650BR
LXS29LKA725				LZ28KC605			
Mule Drive	1036506		6648BR	Mule Drive; Ser. No. 369999 & Before ..	1633173		6650BR
Pump Drive	1034569		7020BR	Mule Drive; Ser. No. 370000 & After	1034014		6728BR
Deck Drive; W/72" Deck	1643052		6569BR	Hydro. Pump; Ser. No. 509999 & Before ..	1633569		6580BR
LXS31BV605				Hydro. Pump; Ser. No. 510000 & After ..	1036906		6742BR
Mule Drive	1036506		6648BR	Deck Drive	1633127		6567BR
Pump Drive	1034569		7020BR	LZ31BV604			
Deck Drive; W/60" Deck	633127		6567BR	Mule Drive	1036506		6648BR
LXS31BV665				LZA20KAS484; LZA20KAX484			
Mule Drive	1036506		6648BR	Hydro. Drive	1161953		6862BR
				Deck Drive	1161965		6879BR

Belts for Riding Mowers

Application	OEM No.	Standard Belts	Premium Belts
EXMARK - Continued			
LZA20KAX524			
Hydro. Drive	1161953		6862BR
Deck Drive	1161966		6860BR
LZAS20BV484; LZAS20KC484			
Hydro. Pump	1093388		6780BR
Deck; W/48" Deck	1098070		6879BR
LZAS22KA484			
Hydro. Drive	1093388		6780BR
Deck Drive	1098070		6879BR
LZAS23KC524			
Hydro. Pump	1093388		6780BR
Deck; W/52" Deck	1094994		6860BR
LZAS25KC604; LZAS26LKA604			
Hydro. Pump	1093388		6780BR
Deck; W/60" Deck	1098073		6850BR
LZAS27KC524			
Hydro. Pump	1093388		6780BR
Deck; W/52" Deck	1094994		6860BR
LZAS27KC604			
Hydro. Pump	1093388		6780BR
Deck; W/60" Deck	1098073		6850BR
LZAS29KA724			
Hydro. Pump	1093388		6780BR
Deck; W/72" Deck	1099023		6851BR
LZD25KD605			
Fan	1092901	7345	
Hydro. Drive	1097582	6932BR	
Mule Drive	1094199	6589BR	
Deck Drive	1633127	6567BR	
LZD25KD725			
Fan	1092901	7345	
Hydro. Drive	1097582	6932BR	
Mule Drive	1094199	6589BR	
Deck Drive	1643052	6569BR	
LZDS902K60RD; LZDS902K72RD			
Fan	1092901	7345	
Hydro. Drive	1097582	6932BR	
LZDS902K605			
Fan	1092901	7345	
Hydro. Drive	1097582	6932BR	
Mule Drive	1094199	6589BR	
Deck Drive	1633127	6567BR	
LZDS902K725			
Fan	1092901	7345	
Hydro. Drive	1097582	6932BR	
Mule Drive	1094199	6589BR	
Deck Drive	1643052	6569BR	
LZE20KA484; LZE22KA484			
Hydro. Drive	1161953		6862BR
Deck Drive	1161965		6879BR
LZE24KA524			
Hydro. Drive	1161953		6862BR
Deck Drive	1161966		6860BR
LZE27KC604			
Hydro. Drive	1161953		6862BR
LZE600KA484			
Hydro. Drive	1161953		6862BR
Deck Drive	1161965		6879BR
LZE691KA524			
Hydro. Drive	1161953		6862BR
Deck Drive	1161966		6860BR
LZE730KA604; LZE730KA604SS; LZE740EKC604; LZE740KC604			
Hydro. Drive	1093388		6780BR
Deck Drive	1098073		6850BR
LZS22KA484			
Hydro. Drive	1093388		6780BR
Deck Drive	1098070		6879BR
LZS23KC524			
Hydro. Drive	1093388		6780BR

Application	OEM No.	Standard Belts	Premium Belts
EXMARK - Continued			
LZS23KC524 - Continued			
Deck Drive	1094994		6860BR
LZS25EKC604; LZS25KC604			
Hydro. Drive	1093388		6780BR
Deck Drive	1098073		6850BR
LZS27KC524			
Hydro. Drive	1093388		6780BR
Deck Drive	1094994		6860BR
LZS27KC604			
Hydro. Drive	1093388		6780BR
Deck Drive	1098073		6850BR
LZS29EKC724; LZS29KA724			
Hydro. Drive	1093388		6780BR
Deck Drive	1099023		6851BR
LZS29PKA604			
Hydro. Drive	1093388		6780BR
Deck Drive	1098073		6850BR
LZS29PKA724			
Hydro. Drive	1093388		6780BR
Deck Drive	1099023		6851BR
LZS651KA484			
Hydro. Drive	1093388		6780BR
Deck Drive	1098070		6879BR
LZS680KC524; LZS691KA524; LZS730EKC524			
Hydro. Drive	1093388		6780BR
Deck Drive	1094994		6860BR
LZS730EKC604			
Hydro. Drive	1093388		6780BR
Deck Drive	1098073		6850BR
LZS740EKC60RD; LZS740EKC60RS			
Hydro. Drive	1093388		6780BR
LZS740KC524			
Hydro. Drive	1093388		6780BR
Deck Drive	1094994		6860BR
LZS740KC604			
Hydro. Drive	1093388		6780BR
Deck Drive	1098073		6850BR
LZS740PKC524			
Hydro. Drive	1093388		6780BR
Deck Drive	1094994		6860BR
LZS740PKC604			
Hydro. Drive	1093388		6780BR
Deck Drive	1098073		6850BR
LZS740PKC724			
Hydro. Drive	1093388		6780BR
Deck Drive	1099023		6851BR
LZS742KC604			
Hydro. Drive	1093388		6780BR
Deck Drive	1098073		6850BR
LZS749EKC72RD; LZS749EKC72RS			
Hydro. Drive	1093388		6780BR
Eng. To Deck	1098070		6879BR
LZS749EKC604			
Hydro. Drive	1093388		6780BR
Deck Drive	1098073		6850BR
LZS749EKC724			
Hydro. Drive	1093388		6780BR
Deck Drive	1099023		6851BR
LZS801KA524			
Hydro. Drive	1093388		6780BR
Deck Drive	1094994		6860BR
LZS801KA604			
Hydro. Drive	1093388		6780BR
Deck Drive	1098073		6850BR
LZS801KA724			
Hydro. Drive	1093388		6780BR
Deck Drive	1099023		6851BR

Belts for Riding Mowers

Application	OEM No.	Standard Belts	Premium Belts
EXMARK - Continued			
LZS801PKA604			
Hydro. Drive	1093388		6780BR
Deck Drive	1098073		6850BR
LZS801PKA724			
Hydro. Drive	1093388		6780BR
Deck Drive	1099023		6851BR
LZX23KC486			
Hydro. Drive	1093388		6780BR
Deck Drive	1098070		6879BR
LZX24KA526			
Hydro. Drive	1093388		6780BR
Deck Drive	1094994		6860BR
LZX27KC526			
Hydro. Drive	1093388		6780BR
Deck Drive	1094994		6784BR
LZX27KC606; LZX29EKC606; LZX29KA606; LZX29PKA606; LZX34KC606			
Hydro. Drive	1093388		6780BR
Deck Drive	1098073		6850BR
LZX34KC726			
Hydro. Drive	1093388		6780BR
Deck Drive	1099023		6851BR
LZX38KC606			
Hydro. Drive	1093388		6780BR
Deck Drive	1098073		6850BR
LZX38KC726			
Hydro. Drive	1093388		6780BR
Deck Drive	1099023		6851BR
LZX680KC486			
Hydro. Drive	1093388		6780BR
Deck Drive	1098070		6879BR
LZX740EKC526; LZX740KC526			
Hydro. Drive	1093388		6780BR
Deck Drive	1094994		6860BR
LZX740KC606; LZX749EKC606; LZX801KA606; LZX921KA606			
Hydro. Drive	1093388		6780BR
Deck Drive	1098073		6850BR
LZX921KA726			
Hydro. Drive	1093388		6780BR
Deck Drive	1099023		6851BR
LZX940EKC606; LZX940KC606			
Hydro. Drive	1093388		6780BR
Deck Drive	1098073		6850BR
LZX940KC726; LZX980EKC726			
Hydro. Drive	1093388		6780BR
Deck Drive	1099023		6851BR
LZX980KC606			
Hydro. Drive	1093388		6780BR
Deck Drive	1098073		6850BR
LZX980KC726			
Hydro. Drive	1093388		6780BR
Deck Drive	1099023		6851BR
LZZ23KA526			
Hydro. Pump	1093388		6780BR
Deck; W/52" Deck	1094994		6860BR
LZZ23KC486			
Hydro. Pump	1093388		6780BR
Deck; W/48" Deck	1098070		6879BR
LZZ23KC526; LZZ24KA526; LZZ27KC526			
Hydro. Pump	1093388		6780BR
Deck; W/52" Deck	1094994		6860BR
LZZ27KC606; LZZ29KA606; LZZ29KCE606; LZZ34KA606			
Hydro. Pump	1093388		6780BR
Deck; W/60" Deck	1098073		6850BR
LZZ34KA726			
Hydro. Pump	1093388		6780BR
Deck; W/72" Deck	1099023		6851BR

Application	OEM No.	Standard Belts	Premium Belts
EXMARK - Continued			
LZZ38KC606			
Hydro. Pump	1093388		6780BR
Deck; W/60" Deck	1098073		6850BR
LZZ38KC726			
Hydro. Pump	1093388		6780BR
Deck; W/72" Deck	1099023		6851BR
NAV20KC; NAV27KC; NV20KC; NV27EKC; NV27KC; NV640KC; NV730EKC; NV740KC			
Hydro. Pump	1034244		6930BR
P.T.O.	1036737		6925BR
PHZ19KA343			
Deck Drive	1039366		6781BR
PHZ19KA443			
Deck Drive	1092236		6727BR
PNE22KA482			
Hydro. Drive	1159613		6780BR
Deck Drive	1163455		6719BR
PNE24KA522			
Hydro. Drive	1159613		6780BR
Deck Drive	1039273		6859BR
PNE651KA482			
Hydro. Drive	1159613		6780BR
Deck Drive	1163455		6719BR
PNE691KA522			
Hydro. Drive	1159613		6780BR
Deck Drive	1039273		6859BR
PNS20KA443			
Hydro. Drive	1159613		6780BR
Deck Drive	1413093		6596BR
PNS22KA483			
Hydro. Drive	1159613		6780BR
Deck Drive	1163455		6719BR
PNS24KA523			
Hydro. Drive	1159613		6780BR
Deck Drive	1039273		6859BR
PNS600KA443			
Hydro. Drive	1159613		6780BR
Deck Drive	1413093		6596BR
PNS651KA483			
Hydro. Drive	1159613		6780BR
Deck Drive	1163455		6719BR
PNS680KC523; PNS691KA523			
Hydro. Drive	1159613		6780BR
Deck Drive	1039273		6859BR
PNS710KC443			
Hydro. Drive	1159613		6780BR
Deck Drive	1413093		6596BR
PNS710KC483			
Hydro. Drive	1159613		6780BR
Deck Drive	1163455		6719BR
PNS720KC523			
Hydro. Drive	1159613		6780BR
Deck Drive	1039273		6859BR
PNS730KA604; PNS740KC604; PNS740KC604SS			
Hydro. Drive	1159613		6780BR
Deck Drive	1148154		6802BR
QSP20KAS443			
Hydro. Drive	1159613		6780BR
Deck Drive	1413093		6596BR
QSP20KAS483			
Hydro. Drive	1159613		6780BR
Deck Drive	1163455		6719BR
QSP22KA523			
Hydro. Drive	1159613		6780BR
Deck Drive	1039273		6859BR
QST20BE422			
Hydro. Pump	1159613		6780BR
Deck Drive	1086645		6849BR

Belts for Riding Mowers

Application	OEM No.	Standard Belts	Premium Belts
EXMARK - Continued			
QST22BE482			
Hydro. Pump	1093388		6780BR
Deck Drive	1095364		6708BR
QST24BE522			
Hydro. Pump	1093388		6780BR
Deck Drive	1093661		6782BR
QT22KA421			
Hydro. Drive	1193309		6887BR
Deck Drive	1198819		6872BR
QT24KA501			
Hydro. Drive	1193321		6888BR
Deck Drive	1198820		6873BR
QTE651KA421			
Hydro. Drive	1193309		6887BR
Deck Drive	1198819		6872BR
QTE691KA501			
Hydro. Drive	1193321		6888BR
Deck Drive	1198820		6873BR
QTS691KA422			
Hydro. Drive	1193309		6887BR
Deck Drive	1198819		6872BR
QTS691KA502			
Hydro. Drive	1193321		6888BR
Deck Drive	1198820		6873BR
Ranger 48"			
Spindle - Left	DH3012		6952
TR-17K			
Cross Deck; W/52" Deck	603576		6480BR
Cross Deck; W/60" Deck	603045		6928BR
Deck Drive; W/52" Deck	543749		6649BR
Deck Drive; W/60" Deck	303080		6614BR
Trans.	543548		6837
TR-18KC			
Cross Deck; W/52" Deck	603576		6480BR
Deck Drive; W/52" Deck	543749		6649BR
Trans.	543548		6837
TR-18KO; TR-20KO; TR-22KC			
Cross Deck; W/52" Deck	603576		6480BR
Cross Deck; W/60" Deck	603045		6928BR
Deck Drive; W/52" Deck	543749		6649BR
Deck Drive; W/60" Deck	303080		6614BR
Trans.	543548		6837
TR-23KC			
Cross Deck; W/FMD-52, FMD-523 Deck	603576		6480BR
Cross Deck; W/FMD-60, FMD-603 Deck	603045		6928BR
Eng. To Deck; W/FMD52 Deck; Ser. No. 83999 & Before	543898		6991
Eng. To Deck; W/FMD52 Deck; Ser. No. 84000-114999	543028		6649BR
Eng. To Deck; W/FMD52 Deck; Ser. No. 115000 & After	543749		6649BR
Eng. To Deck; W/FMD523 Deck	543749		6649BR
Eng. To Deck; W/FMD60 Deck; Ser. No. 89999 & Before	543521		6987
Eng. To Deck; W/FMD60 Deck; Ser. No. 90000 & After	543523		6839BR
Eng. To Deck; W/FMD603 Deck	543523		6839BR
Trans.; W/52", 60" Deck	543548		6837
VT18KA363			
Hydro. Drive	1190174		6922BR
Deck Drive	1163703		6924BR
VT20KA484; VT24KA484			
Hydro. Drive	1190174		6922BR
Deck Drive	994627		6767BR
VT24KA524; VT25EKC524			
Hydro. Drive	1190174		6922BR
Deck Drive	1163111		6598BR
VT541KA363			
Hydro. Drive	1190174		6922BR
Deck Drive	1163703		6924BR
VT651KA484			
Hydro. Drive	114567		6927BR

♣ Standard Belt May Also Be Available.

Application	OEM No.	Standard Belts	Premium Belts
EXMARK - Continued			
VT651KA484 - Continued			
Deck Drive	994627		6767BR
VT691KA524; VT730EKC524			
Hydro. Drive	114567		6927BR
Deck Drive	1163111		6598BR
VT740EKC604			
Hydro. Drive	114567		6927BR
Deck Drive	994627		6767BR
VTS541KA363			
Hydro. Drive	1190174		6922BR
Deck Drive	1163703		6924BR
VTS651KA484			
Hydro. Drive	114567		6927BR
Deck Drive	994627		6767BR
VTS691KA524; VTS730EKC524			
Hydro. Drive	114567		6927BR
Deck Drive	1163111		6598BR
VTS740EKC604; VTX651KA484			
Hydro. Drive	114567		6927BR
Deck Drive	994627		6767BR
VTX691KA524; VTX730EKC524			
Hydro. Drive	114567		6927BR
Deck Drive	1163111		6598BR
VTX740EKC604			
Hydro. Drive	114567		6927BR
Deck Drive	994627		6767BR
FALLS			
CPR22-100; R22-113; R2250			
Belt	151850	2280	6828
FERRIS INDUSTRIES, INC.			
1000ZKAV21/48			
Pump	5022314		6559BR
1000ZKAV23/52			
Pump	5022314		6559BR
Deck	5022148		6746BR
1000ZKAV23/61			
Pump	5022314		6559BR
Deck; Ser. No. 2898 & Before	5022061		6661BR
Deck; Ser. No. 2899 & After	5023386		6770BR
EVKAV2048			
Blade Drive	5101121		6877BR
EVKAV2252			
Pump	5100555		6772BR
Eng. To Deck	5102040		6615BR
EVKAV2648			
Blade Drive	5101121		6877BR
EVKAV2652			
Pump	5100555		6772BR
Eng. To Deck	5102040		6615BR
EVKAV2748			
Blade Drive	5101121		6877BR
F800XBV31			
Pump Drive	5102695		6820BR
P.T.O.	5101179		6974BR
Deck Drive; W/61" Deck	5021854		6946BR
Deck Drive; W/72" Deck	5022435		6933BR
F800XY30D			
Alt.	5101985X5		♣9400HD
Pump Drive	5102039		7023BR
P.T.O.	5102594		Ⓜ7004BR
Deck Drive; W/61" Deck	5021854		6946BR
Deck Drive; W/72" Deck	5022435		6933BR
H2224KAV; H2225KAV61; H2226B61			
Deck Drive	5100046		6878BR
H2226KAV; H2227B			
Deck Drive; W/61" Deck	5100046		6878BR
H2227K61; H2228B			
Deck Drive	5100046		6878BR

Ⓜ Two Required.

Belts for Riding Mowers

Lawn & Garden Equipment

Application	OEM No.	Standard Belts	Premium Belts
FERRIS INDUSTRIES, INC. - Continued			
H3225K			
Spindle; W/61" Deck	5020824		6748BR
Deck Drive; W/72" Deck	5021724		6934BR
IS500Z			
Hydro. Drive	5100923		6482BR
Eng. To Deck; W/44" Deck	5023496		6599BR
Eng. To Deck; W/52" Deck	5023304		6769BR
Eng. To Deck; W/61" Deck	5023386		6770BR
IS500ZB2444			
Pump Drive	5100923		6482BR
Deck Drive	5023496		6599BR
IS500ZB2752			
Pump Drive	5100923		6482BR
Deck Drive	5023304		6769BR
IS500ZB2761			
Pump Drive	5100923		6482BR
Deck Drive	5023386		6770BR
IS600ZB2544; IS600ZB2548; IS600ZKAV1948;			
IS600ZKAV19744			
Transaxle	5103885		6923BR
IS700ZB2661			
Transaxle	5103653		6684BR
Deck Drive	5103871		6938BR
IS700ZB2752			
Transaxle	5103653		6684BR
Deck Drive	5103927		7000BR
IS700ZB2761			
Transaxle	5103653		6684BR
Deck Drive	5103871		6938BR
IS700ZKAV2352			
Transaxle	5103653		6684BR
Deck Drive	5103927		7000BR
IS700ZKAV2461			
Transaxle	5103653		6684BR
Deck Drive	5103871		6938BR
IS1000ZKAV21/48			
Pump	5022314		6559BR
IS1000ZKAV23/52			
Pump	5022314		6559BR
Deck	5022148		6746BR
IS1500Z			
Hydro. Drive	5100555		6772BR
Eng. To Deck; W/44" Deck	5023496		6599BR
Eng. To Deck; W/48" Deck	5023297		6767BR
Eng. To Deck; W/52" Deck	5023435		6768BR
Eng. To Deck; W/61" Deck	5022061		6661BR
IS1500ZB2644			
Pump	5100555		6772BR
Deck Drive	5023496		6599BR
IS1500ZB2648			
Pump	5100555		6772BR
Deck Drive	5023297		6767BR
IS1500ZKAV1944			
Pump	5100555		6772BR
Deck Drive	5023496		6599BR
IS1500ZKAV1948			
Pump	5100555		6772BR
Deck Drive	5023297		6767BR
IS1500ZKAV2044			
Pump	5100555		6772BR
Deck Drive	5023496		6599BR
IS1500ZKAV2048			
Pump	5100555		6772BR
Deck Drive	5023297		6767BR
IS1500ZXB2652			
Pump	5100555		6772BR
Deck Drive	5103395		6936BR
IS1500ZXB2861			
Pump	5100555		6772BR
Deck Drive	5103391		6938BR

Application	OEM No.	Standard Belts	Premium Belts
FERRIS INDUSTRIES, INC. - Continued			
IS1500ZXBV2861			
Hydro. Drive	5100555		6772BR
Deck Drive; 2010 & Older	5022061		6661BR
Deck Drive; 2011 & Newer	5103391		6938BR
IS1500ZKAV2252; IS1500ZKAV2352			
Pump	5100555		6772BR
Deck Drive	5103395		6936BR
IS1500ZKAV2461			
Pump	5100555		6772BR
Deck Drive	5103391		6938BR
IS1500ZKAV2652			
Pump	5100555		6772BR
Deck Drive	5103395		6936BR
IS1500ZKAV2661			
Pump	5100555		6772BR
Deck Drive	5103391		6938BR
IS2000ZB2852			
Pump	5100555		6772BR
Deck Drive	5103395		6936BR
IS2000ZB3061			
Pump	5100555		6772BR
Deck Drive	5103391		6938BR
IS2000ZBV3061SS			
Pump	5100555		6772BR
Deck Drive	5022061		6661BR
IS2000ZBV3261			
Pump	5100555		6772BR
Deck Drive	5103391		6938BR
IS2000ZK2752			
Pump	5100555		6772BR
Deck Drive	5100003		6760BR
IS2000ZK2761			
Pump	5100555		6772BR
Deck Drive	5022061		6661BR
IS2000ZKAV25/61			
Hydro. Drive; W/61" Deck	5100555		6772BR
Eng. To Deck; W/61" Deck	5022061		6661BR
IS2000ZKAV2552			
Pump	5100555		6772BR
Deck Drive	5100003		6760BR
IS2000ZKAV2652			
Pump	5100555		6772BR
Deck Drive	5103395		6936BR
IS2000ZKAV2661			
Pump	5100555		6772BR
Deck Drive	5103391		6938BR
IS2000ZKAV2761; IS2000ZKAV3461SS;			
IS2000ZLKAV2661			
Pump	5100555		6772BR
Deck Drive	5022061		6661BR
IS2100KOH2761			
Transaxle	5103907		6589BR
IS2100ZBV2652			
Transaxle	5103907		6589BR
Deck Drive	5103927		7000BR
IS2100ZBV2661; IS2100ZBV3261			
Transaxle	5103907		6589BR
IS2100ZBVE2852			
Transaxle	5103907		6589BR
Deck Drive	5103927		7000BR
IS2100ZBVE2861			
Transaxle	5103907		6589BR
IS2100ZKAV2652			
Transaxle	5103907		6589BR
Deck Drive	5103927		7000BR
IS2100ZKAV2661			
Transaxle	5103907		6589BR
IS2500ZY20D52			
Eng. To P.T.O.	5102038		②7010BR

② Two Required.

Belts for Riding Mowers

Lawn & Garden Equipment

Application	OEM No.	Standard Belts	Premium Belts
FERRIS INDUSTRIES, INC. - Continued			
IS2500ZY20D52 - Continued			
Pump	5102272		7035BR
Deck Drive; W/Side Discharge	5101825		6902BR
Deck Drive; W/Rear Discharge	5102269		6880BR
IS2500ZY24D61			
Alt.	5101985X5		▲9400HD
Eng. To P.T.O.	5102038		◎7010BR
Pump	5102272		7035BR
Deck Drive; W/Side Discharge	5101825		6902BR
Deck Drive; W/Rear Discharge	5102269		6880BR
IS3000ZKAV23/61; IS3000ZKAV25/61			
Pump	5022314		6559BR
Deck	5022061		6661BR
IS3100ZBV3061; IS3100ZBV3261			
Deck Drive	5022061		6661BR
IS3100ZBV3661			
Deck Drive	5103390		6937BR
IS3100ZBVP3261; IS3100ZKAV3761SS; IS3100ZLKAV2661			
Deck Drive	5022061		6661BR
IS4000Z/D31			
Deck; W/72" Deck; Ser. No. 101 Thru 375	22439		6771BR
Deck; W/72" Deck; Ser. No. 376 & After	5022854		6935BR
Pump	22314		6559BR
IS4000ZKAV27/61			
Pump	22314		6559BR
IS4500ZBL3561			
Pump	5023388		6941BR
Eng. To Deck	5023297		6767BR
Blade To Blade	5100003		6760BR
IS4500ZBL3572			
Pump	5023388		6941BR
Eng. To Deck	5100046		6878BR
IS4500ZC28D61			
Pump	5023388		6941BR
Eng. To Deck	5023297		6767BR
Blade To Blade; W/Side Discharge	5023304		6769BR
Blade To Blade; W/Rear Discharge	5100014		6893BR
IS5000Z/C31D			
Clutch	5022575		6939BR
Pump	5022314		6559BR
Deck Drive; W/72" Deck	5022439		6771BR
IS5100Z/C33D61; IS5100Z/C33D61R			
P.T.O.	5022575		6939BR
Pump	5023388		6941BR
Deck Drive	5021724		6934BR
IS5100Z/C33D72; IS5100Z/C33D72R			
P.T.O.	5022575		6939BR
Pump	5023388		6941BR
Deck Drive; 2010 & Older	5022439		6771BR
Deck Drive; 2011 & Newer	5022854		6935BR
FIRESTONE			
08-06-401			
Blade	754935	2310	6831
Trans.	754936		6847
08-06-501-2; 08-06-502-0; 08-06-503-9; 08-06-504-7			
Blade	754138	3500	6950
Trans.	754101		6517BR
08-06-505-5			
Blade	754147	3520	6952
Trans.	754136		6931
Variable Speed	754135		6925
08-06-506-3			
Blade	754107		6830
Drive	754936		6847
08-06-507-1; 08-06-509-8; 08-06-550-1			
Blade	754138	3500	6950
Trans.	754101		6517BR

▲ Standard Belt May Also Be Available.

Application	OEM No.	Standard Belts	Premium Belts
FIRESTONE - Continued			
08-06-705-6			
Blade	754147	3520	6952
Trans.	754136		6931
Variable Speed	754135		6925
08-06-706-6			
Blade	754138	3500	6950
Drive	754164	2630	6863
08-06-803-8			
Blade	754118		6963
Trans.			6959
08-06-804-6			
Blade	754145		6488BR
Trans.	754136		6931
Variable Speed	754147	3520	6952
08-06-809-7			
Blade	754127		6966
Drive; W/25" Belt O.C.	754135		6925
Drive; W/31" Belt O.C.	754136		6931
08-06-813-5			
Blade	754178	3820	6982
Drive	754185		6849
08-06-814-3			
Blade	754145		6488BR
Drive	754173	3370	6937
08-06-815-1			
Blade	754151		6967
Drive; W/31" Belt O.C.	754136		6931
Drive; W/50" Belt O.C.	7540138	3500	6950
08-07-201; 08-07-204; 08-07-205			
Gen.	7540134		7330
Trans.	754112	3800	6980
08-07-301-5			
Gen.	7540139		7380
P.T.O.	7540165		6834
Trans.	7540124		6857
08-07-302-3			
Gen.	7540134		7330
Trans.	7540182	3810	6981
08-07-400-3; 08-07-426-7			
P.T.O.	7540123		3V335
Trans.	7540124		6857
08-07-451-8			
Drive	754124		6857
Gen.	7540139		7380
P.T.O.	7540165		6834
Trans.	7540124		6857
08-07-452-6			
P.T.O.	754124		6857
08-510-1			
Blade	754147	3520	6952
Trans.	754136		6931
Variable Speed	754135		6925
422-3-382			
Blade	754138	3500	6950
Drive	754164	2630	6863
422-3-423			
Blade	754147	3520	6952
Trans.	754136		6931
Variable Speed	754135		6925
422-3-430			
Blade	754127		6966
Drive; W/25" Belt O.C.	754135		6925
Drive; W/31" Belt O.C.	754136		6931
422-3-445			
Blade	7540178	3820	6982
Trans.	7540179		6950
422-3-470; 422-3-475			
Blade	7540151		6967
Trans.	7540127		6966

◎ Two Required.

Belts for Riding Mowers

Application	OEM No.	Standard Belts	Premium Belts
FIRESTONE - Continued			
422-3-495			
Blade	7540145		6488BR
Trans.	7540127		6966
422-5-384		3500	6950
Blade	7540138		6451BR
Trans.	7540198		
422-5-960			7380
Gen.	7540139		7380
P.T.O.	7540165		6834
Trans.	7540124		6857
423-3-760		3810	7330
Gen.	7540134		6981
Trans.	7540182		
FLO-MOW			
Jet X 2668			
Spindle		3230	
Transaxle		2600	6860
Jet X 2668-70			
Spindle			6925
Transaxle; W/60" Belt O.C.		2600	6860
Transaxle; W/61" Belt O.C.		2610	6861
Jet X 2668-71; Jet X 2668-73			
Spindle			6925
Transaxle		2610	6861
FORD			
09GN-2051; 09GN-2052; 09GN-2053			
Mower Drive	240773		6874
Trans.			3VX450
Belt; W/30" Deck	231511		6873
09GN-2054; 09GN-2055; 09GN-2056			
Mower Drive	240773		6874
Trans.			3VX450
09GN-2103; 09GN-2105; 09GN-2106; 09GN-2107; 09GN-2111			
Primary	210752		6870
09GN-2151; 09GN-2152			
Traction	216594		6378
09GN-2153			
Deck	216594		6378
Primary	210752		6870
09GN-2154			
Primary	210752		6870
Secondary	236705		6833
09GN-2155			
Deck	216594		6378
Primary	210752		6870
09GN-2198; 09GN-2199			
Primary	210752		6870
09GN-2201; 09GN-2203; 09GN-2209			
Drive	234110		6850
09GN-231511			
Belt; W/30" Deck	231511		6873
14 H.P.; 16 H.P.			
Fan & Alt.	SBA080109035		7280
70 (A53110); 70 (A53111); 75 (A53115); 75 (A53116); 75 (A53117)			
P.T.O.	332051		6829
80 (53055); 80 (53057); 80 (53062)			
Gen.	315402		6832
Trans.	342660	3770	
85 (A53135)			
P.T.O.	332051		6829
100			
Drive	330559		6946
Starter	343031		6735

Application	OEM No.	Standard Belts	Premium Belts
FORD - Continued			
100 (53056); 100 (53059); 100 (53064); 100 (53066); 100 (53078)			
Trans.	342660	3770	
100 (53083)			
Trans.	343359		6972
120			
Drive	330559		6946
Starter	343031		6735
120 (53089)			
Gen.	326227		7350
Trans.	343359		6972
120 (53091); 120 (53093); 120 (53250)			
Gen.	326227		7350
Trans.	342660	3770	
125			
Drive	330559		6946
Starter	343031		6735
140 (53265)			
Trans.	342660	3770	
145; 165; 195			
Drive	330559		6946
Starter	343031		6735
2103; 2105; 2106; 2107; 2198; 2199			
Primary	210752		6870
Secondary; W/31" Belt O.C.	210753		6831
Secondary; W/33" Belt O.C.	236705		6833
2201; 2202; 2203; 2204; 2205; 2206; 2207; 2208; 2209			
Blade	234360		68100
Trans.	234110		6850
2865			
Trans.	308511	2380	6838
2883; 2884; 2886			
Transaxle	308491		6731
3598			
Blade	234360		68100
Trans.	234110		6850
5354; 5366			
Blade	308476		6870
Trans.	308475		6831
5371			
Blade	308494		6866
Trans.	308506		6731
5372; 5373			
Blade	308493		6869
Trans.	308506		6731
5555			
Blade	308481		6853
Trans.	308480		6835
5870			
Blade	308494		6866
Trans.	308506		6731
5873; 5874			
Blade	308493		6869
Trans.	308506		6731
9607430; 9607431			
Trans.	216594		6378
9607436; 9607437; 9607438; 9607479			
Belt; W/30" Deck	240773		6874
CM224			
Fan & Alt.	M30		6730
LGT14D			
Fan & Alt.; W/14 H.P. 3-Cyl. Diesel Eng. FM28			7280
LGT18H			
P.T.O. To Deck	LB234292035		6993
LGT100; LGT120			
Trans.	330559		6946

Belts for Riding Mowers

Application	OEM No.	Standard Belts	Premium Belts	Application	OEM No.	Standard Belts	Premium Belts
FORD - Continued				G.A.C. - Continued			
LGT125				132-465-011			
Deck	328891		6377	Blade	7540127		6966
LGT145; LGT165				Trans.	7540166		6962
Drive; Snow Blower Attachment	330599		6835	132-495-011			
LT11; LT12; LT12H				Blade	7540145		6488BR
Blade	213676		6885	Eng. To Variator	7540138		6950
LT75				Variator To Trans.	7540136		6931
Deck	329193		6890	GAMBLE SKOGMO			
P.T.O.	332051		6829	56-032-0340			
Trans.	329184	2840	6884	Blade	530050038		6862
LT80				Drive	530050003		6851
Eng. To Trans.	09JC3152		6882	56-032-0341			
LT100				Blade	530050038		6862
Mower Drive; W/42" Deck; W/38" Belt				Drive	530050012		6856
O.C.	390006		6838	Transaxle	530050001		6831
Mower Drive; W/42" Deck; W/47" Belt				134-501			
O.C.	390008		6847	Blade	7540249		6930
Blade	84830		6883	Trans.	7540264		6639BR
P.T.O.	336219		6830	134-504			
Trans.	329184	2840	6884	Eng. To Deck	7540264		6639BR
RMT50				Primary Variator	7540241		6494BR
Deck	308481		6853	Secondary Variator	7540240		6511BR
Trans.	308480		6835	134-669			
RMT51				Belt; W/39" Belt O.C.	7540271		6557BR
Deck	308494		6866	Belt; W/85" Belt O.C.	7540266		6775BR
Trans.	308491		6731	134-698			
RMT60; RMT65				Blade	7540145		6488BR
Blade; W/69" Belt O.C.	308493		6869	Trans.	7540266		6775BR
Blade; W/70" Belt O.C.	308476		6870	140-660			
RT8				Gen.	7540134		7330
Belt; W/30" Deck	231511		6873	Trans.	7540112	3800	6980
T800 (Riding)				140-760			
P.T.O.	332051		6829	P.T.O.	7540123		3V335
Starter/Gen.	315402		6832	Trans.	7540124		6857
Traction	329184	2840	6884	140-820; 140-830A			
Trans.		3780	6978	Drive	7540245		6859
T1000				Transaxle	7540244		6840
Gen.	326227		7350	140-960			
Trans.	326217	3810	6981	P.T.O.	7540123		3V335
YT16				Trans.	7540124		6857
Deck	235000		6950	140-990A			
Trans.	216594		6378	P.T.O.	7540165		6834
G. MCNEW CO.				142-669			
138-340				Gen.	7540134		7330
Blade	7540935		6831	Trans.	7540112	3800	6980
Transaxle	7540936		6847	142-960			
138-460				Gen.	7540139		7380
Blade	7540118		6963	P.T.O.	7540165		6834
Transaxle	7540937		6959	Trans.	7540124		6857
G.A.C.				143-660; 143-760			
9-1461				Deck	7540180		6510BR
Blade	7540127		6966	Drive	754182	3810	6981
Variator To Trans.	7540136		6931	Gen.	7540134		7330
9-1465				143-860; 143-960			
Blade	7540127		6966	Clutch	754124		6857
Trans.	7540166		6962	Drive	7540125		6428BR
9-1466				P.T.O.	754165		6834
Blade	7540145		6488BR	143-990			
Eng. To Variator	7540138		6950	P.T.O.	7540165		6834
Variator To Trans.	7540136		6931	144-660; 144-672; 144-760; 144-761			
91-1460				Deck	7540180		6510BR
Blade	7540138		6950	Drive	754182	3810	6981
Trans.	7540101		6517BR	Gen.	7540134		7330
132-242-011				144-834			
Blade	7540127		6966	Deck; W/56" Belt O.C.	7540230		6755BR
Variator To Trans.	7540136		6931	Deck; W/74" Belt O.C.	7540293		6501BR
132-412-011				Drive	7540245		6859
Blade	7540138		6950	Transaxle	7540244		6840
Trans.	7540101		6517BR				

Belts for Riding Mowers

Application	OEM No.	Standard Belts	Premium Belts
GAMBLE SKOGMO - Continued			
144-860			
Clutch	754124		6857
Drive	7540125		6428BR
P.T.O.	754165		6834
144-918			
P.T.O.	7540227		6963
Trans.	7540212		6945
144-960; 144-990			
Clutch	754124		6857
Drive	7540125		6428BR
P.T.O.	754165		6834
144-995			
P.T.O.	7540234		6841
146-990A			
Gen.	7540169		7355
P.T.O.	7540165		6834
147-912A; 147-918A			
P.T.O.	7540214		6850
Transaxle	7540212		6945
Variable Speed	7540210		6960
147-990A			
Gen.	7540169		7355
P.T.O.	7540165		6834
148-910A			
P.T.O.	7540214		6850
Transaxle	7540211		6946
Belt; W/59" Belt O.C.	7540218		6959
148-912A			
P.T.O.	7540214		6850
Transaxle	7540212		6945
Variable Speed	7540210		6960
148-916A			
P.T.O.	7540214		6850
Transaxle	7540211		6946
Belt; W/59" Belt O.C.	7540218		6959
148-918A			
P.T.O.	7540214		6850
Transaxle	7540212		6945
Variable Speed	7540210		6960
148-990A			
Gen.	7540169		7355
P.T.O.	7540165		6834
2446 19"			
Blade	BA50		6850
Drive; W/2-Speed Drive	T249		6849
2447A			
Blade	754138	3500	6950
Drive	754164	2630	6863
2464			
Drive	754164	2630	6863
2501; 2502; 2503			
Blade	20717		6856
Drive	20716		6837
2503A			
Blade	20556		6848
Cross Drive	20555		6841
Drive	20716		6837
2513			
Blade	20717		6856
Drive	20716		6837
2514A			
Blade	754127		6966
Drive	754166	3620	6962
2523			
Blade	20717		6856
Drive	20716		6837
2533A; 2534			
Blade	20556		6848
Cross Drive	20555		6841
Drive	20716		6837

Application	OEM No.	Standard Belts	Premium Belts
GAMBLE SKOGMO - Continued			
2537			
Blade	754178	3820	6982
Drive	754185		6849
2591A			
Blade	754127		6966
Drive	754166	3620	6962
2622			
Blade	39456	3690	
Drive	39454		6463BR
2633			
Drive	39454		6463BR
3023; 3063			
Blade	20556		6848
Cross Drive	20555		6841
Drive	20716		6837
3661; 3666; 3667			
Blade	21649		6449BR
Cross Drive			6846
Drive	21615		6895
5690			
Drive61TR83	2310	6831
Gen.61TR304		7320
Blade - Left61TR83	2310	6831
Blade - Right61D35	2300	6830
5971; 5972; 5973			
Blade60R20	2330	6833
Eng. To J.S.61TR183		6952
9202; 9204; 9205			
Trans.	754124		6857
52760000; 52770000			
Blade	41505		6835
Drive	30998		6842
52810300			
Blade	42111		6630BR
Drive	39455		6863
52820200			
Blade	39456	3690	
Drive	39454		6463BR
52830300			
Blade	42111		6630BR
Drive	39455		6863
52850100; 52850200			
Blade	39456	3690	
Drive	39454		6463BR
52850500			
Blade	42111		6630BR
Drive	39454		6463BR
52882300			
Blade	48044		6454BR
Drive	39454		6463BR
52891700; 52891900; 52892600			
Blade	47390		6871
Drive			6856
52930000			
Blade	42881		6971
Drive	42858	2390	
C26-73			
Blade	28819		6831
FS22-750-OA			
Deck; W/Optional 44" Deck	7540230		6755BR
Drive	7540245		6859
Transaxle	7540255		6837
FS42-7025-2A			
Deck	7540230		6755BR
Drive	7540245		6859
Transaxle	7540244		6840
H1054; H1056; H1057; H1078			
Blade	28819		6831
LM2-2551B; LM2-2621B			
Blade	42111		6630BR

Belts for Riding Mowers

Application	OEM No.	Standard Belts	Premium Belts
GAMBLE SKOGMO - Continued			
LM2-2551B; LM2-2621B - Continued			
Drive	39454		6463BR
LM2-2622A			
Blade			6971
Drive	39454		6463BR
LM22-2448-1A; LM22-2448-1C			
Blade	7540138	3500	6950
Drive	7540198		6451BR
LM22-2464B			
Blade	7540167		6964
Drive	7540198		6451BR
LM22-2513A			
Blade	754151		6967
Drive	754127		6966
LM22-2525A; LM22-2525R; LM22-2537A			
Drive	754127		6966
LM22-2538-9A; LM22-2538-9B			
Deck	7540198		6451BR
Drive	7540207		6842
LM22-2592A; LM22-2600A; LM22-2600E			
Drive	754127		6966
LM22-2602-3A; LM22-2603-1A; LM22-2604-9A			
Blade	7540151		6967
Drive	7540138	3500	6950
Trans.	7540136		6931
LM22-2652-8A			
Blade	7540195		6854
Drive	7540198		6451BR
LM22-25124A; LM22-26015A			
Blade	7540151		6967
Drive	7540138	3500	6950
Trans.	7540136		6931
LM22-26304A			
Blade	7540145		6488BR
Drive	7540173	3370	6937
Trans.	7540191		6865
LM22-26510B; LM22-26510C			
Blade	7540195		6854
Drive	7540198		6451BR
LM40-2446A; LM40-2446B; LM40-2446-5E; LM40-24465C; LM40-24465D			
Blade	BA50		6850
Drive			6850
Belt; W/25" Belt O.C.	T223	2250	6825
Belt; W/49" Belt O.C.	T249		6849
LM43-2436A; LM43-2436B; LM43-2437; LM43-2437A; LM43-2437-4C; LM43-2437-4E			
Blade	20717		6856
Drive	20716		6837
LM43-2527A			
Blade	21649		6449BR
Cross Drive			6846
Drive	21614		6885
LM43-2530A; LM43-2533A; LM43-2534A			
Blade	20556		6848
Cross Drive	20555		6841
Drive	20716		6837
LM43-2534-8C			
Drive	20716		6837
LM43-2616A			
Blade	21649		6449BR
Cross Drive			6846
Drive	21614		6885
LM43-2631-2A; LM43-2632-OB			
Blade	21649		6449BR
Cross Drive			6846
Drive	21615		6895
T1034; T1036; T1038			
Blade	28819		6831

Application	OEM No.	Standard Belts	Premium Belts
GENERAL ELECTRIC			
E8; E10			
Belt; W/44" Belt O.C.	211A3226P11		6844
E12			
Trans.	211A3226P5		3VX355
E12M			
Belt; W/40" Belt O.C.	211A3226P10		3VX400
E12S			
Trans.	211A3226P5		3VX355
E15; E20			
Trans.			3VX335
GENERAL LEISURE			
024G5			
Trans.	530050017		6829
024G5C			
Blade	530050002		6825
Trans.	530050001		6831
024G5E; 024G7			
Trans.	530050017		6829
024G7D; 024G7DE			
Blade	530050002		6825
Trans.	530050001		6831
024G7E; 024G7X; 024G7XE			
Trans.	530050017		6829
025G5C; 025G5D; 025G7D; 025G7DE			
Blade	530050002		6825
Trans.	530050001		6831
026G8; 026G8E			
Blade	530050002		6825
Trans.	530050021		6829
026GRE5; 026GRE5D			
Blade; W/26" Blade	530050018		6855
Blade; W/36" Blade	530050023		6870
Trans.	530050015		6835
032G8; 032G8E			
Blade - Left	530050017		6829
Blade - Right	530050026		6828
Trans.	530050017		6829
032G8P; 032G8PE; 032G8PEL			
Blade	530050009		6857
Deck	530050008		6952
Trans.	530050003		6851
032T8P; 032T8PE; 032T8PEL			
Blade	530050009		6857
Deck	530050008		6952
J.S.	530050012		6856
Trans.	530050013		6828
036GRE8; 036GRE8E			
Blade; W/26" Blade	530050018		6855
Blade; W/36" Blade	530050023		6870
Trans.	530050015		6835
036T8P; 036T8PE; 036T8PEL			
Blade	530050019		6876
Deck	530050022		6843
J.S.	530050012		6856
Trans.	530050013		6828
728T5P; 732F5P; 732F7P; 742T7P; 828T5C; 832T7P; 832T7PE; 832T7PEL; 832TPS			
Blade; W/28" Blade			6854
Blade; W/32" Blade	Z168Z1		6857
Deck	Z167Z1		6952
J.S.	Z170Z1		6856
J.S. To Trans.	Z171Z1		6828
Trans.	106911		6847
924G5; 924G5C; 924G5D; 924G7; 925G5C; 925G5D; 925G7			
Blade	530050002		6825
Trans.	530050001		6831
932G7P; 932G7PE; 932G7PEL			
Blade	530050009		6857

Lawn & Garden Equipment

Belts for Riding Mowers

Application	OEM No.	Standard Belts	Premium Belts
GENERAL LEISURE - Continued			
932G7P; 932G7PE; 932G7PEL - Continued			
Deck	530050008		6952
Trans.	530050003		6851
932T7P; 932T7PE; 932T7PEL			
Blade; W/28" Blade			6854
Blade; W/32" Blade	Z168Z1		6857
Deck	Z167Z1		6952
J.S.	Z170Z1		6856
J.S. To Trans.	Z171Z1		6828
Trans.	106911		6847
ALC1001; ALC1010			
Trans.	530050017		6829
ALE1016			
Blade; W/32" Blade	530050009		6857
Blade; W/36" Blade	530050028		6864
J.S.	530050012		6856
Trans.	530050013		6828
B1C1002; C1X02			
Trans.	530050017		6829
C1X05			
Blade	530050002		6825
Trans.	530050001		6831
C1X13			
Blade	530050002		6825
Trans.	530050021		6829
C1X20; C1X21			
Blade	530050002		6825
Trans.	530050001		6831
C23X0; C23X1			
Trans.	530050017		6829
C23X2; C23X3			
Blade	530050002		6825
Trans.	530050001		6831
C23X4			
Blade - Left	530050017		6829
Blade - Right	530050026		6828
Trans.	530050017		6829
C1001; C1002; C1003			
Trans.	530050017		6829
C1005			
Blade	530050002		6825
Trans.	530050001		6831
C1007; C1008; C1009; C1010			
Blade	530050002		6825
Trans.	530050021		6829
C1011; C1012			
Blade - Left	530050017		6829
Blade - Right	530050026		6828
Trans.	530050017		6829
C1013			
Blade	530050002		6825
Trans.	530050021		6829
C1015			
Trans.	530050017		6829
C1017			
Blade	530050002		6825
Trans.	530050021		6829
C1018			
Trans.	530050017		6829
C1019			
Blade	530050002		6825
Trans.	530050021		6829
C1020; C1021			
Trans.	530050017		6829
C1022			
Blade	530050002		6825
Trans.	530050021		6829
D1001; D1002; D1003; D1005			
Blade; W/26" Blade	530050018		6855
Blade; W/36" Blade	530050023		6870

Application	OEM No.	Standard Belts	Premium Belts
GENERAL LEISURE - Continued			
D1001; D1002; D1003; D1005 - Continued			
Trans.	530050015		6835
D2350; D2351; D2352			
Blade; W/26" Blade	530050018		6855
Blade; W/32" Blade	530050037		6853
Blade; W/36" Blade	530050041		6868
Deck	530050038		6862
Trans.	530050015		6835
E1X01; E1X02			
Blade	530050009		6857
Deck	530050008		6952
Trans.	530050003		6851
E1X11; E1X12			
Blade	530050009		6857
Deck	530050008		6952
J.S.	530050012		6856
Trans.	530050013		6828
E1X30; E1X31			
Blade	530050009		6857
Deck	530050008		6952
Trans.	530050003		6851
E1X32; E1X35			
Blade	530050009		6857
Deck	530050008		6952
J.S.	530050012		6856
Trans.	530050013		6828
E1001; E1002; E1004; E1006			
Blade; W/32" Blade	530050009		6857
Blade; W/36" Blade	530050028		6864
Trans.	530050003		6851
E1011; E1012			
Blade; W/32" Blade	530050009		6857
Blade; W/36" Blade	530050028		6864
Deck	530050008		6952
J.S.	530050012		6856
Trans.	530050013		6828
E1014; E1015; E1016; E1018; E1019			
Blade; W/32" Blade	530050009		6857
Blade; W/36" Blade	530050028		6864
J.S.	530050012		6856
Trans.	530050013		6828
E1020			
Blade	530050019		6876
Deck	530050022		6843
J.S.	530050012		6856
Trans.	530050013		6828
E1025			
Blade; W/32" Blade	530050009		6857
Blade; W/36" Blade	530050028		6864
J.S.	530050012		6856
Trans.	530050013		6828
E1026; E1027			
Blade	530050009		6857
Deck	530050008		6952
Trans.	530050003		6851
E1029; E1033; E1034			
Blade; W/32" Blade	530050009		6857
Blade; W/36" Blade	530050028		6864
J.S.	530050012		6856
Trans.	530050013		6828
E3401; E3402; E3405			
Blade	530050028		6864
J.S.	530050053		6857
Trans.	530050049		6827
Variable Speed	530050051		6841
G1E1000			
Blade	530050009		6857
Deck	530050008		6952
J.S.	530050012		6856
Trans.	530050013		6828
V1C1002E; V166			
Trans.	530050017		6829

Belts for Riding Mowers

Application	OEM No.	Standard Belts	Premium Belts	Application	OEM No.	Standard Belts	Premium Belts
GENERAL LEISURE - Continued				GILSON - Continued			
V167				850; 851; 852; 859; 860; 861; 862; 863; 866			
Blade	530050002		6825	Blade	10923		6830
Trans.	530050021		6829	Traction	10897		6851
V169				867			
Blade	530050009		6857	P.T.O.	11943		6935
Deck	530050008		6952	868			
Trans.	530050003		6851	Blade			6854
V170				870; 872; 873; 874; 875			
Blade	530050009		6857	Blade	10923		6830
Deck	530050008		6952	Traction	10897		6851
J.S.	530050012		6856	3387			
Trans.	530050013		6828	Eng. To Deck			6885
GIANT VAC				12023; 31190A; 33130C; 33144D; 33145D;			
1648				33149B; 33153B; 33154C; 33155C; 33156B			
Belt; W/52" Belt O.C.			6952	Hyd. Lift	12023		6721
Belt; W/81" Belt O.C.			6981	P.T.O.	11943	3350	6935
Giant Mow M-1136; Giant Mow M-1146; Giant Mow M-1148				Trans.	11901		6836
Spindle			6967	33157B; 33160C; 33162B; 33180A; 33181A;			
Trans.			3V315	33182A; 33183A; 33184A; 33185A; 33186A			
Giant Mow M-1661; Giant Mow M-1661B				Hyd. Lift	12023		6721
Spindle		3670	6967	P.T.O.	11943	3350	6935
Trans.			3V315	Trans.	11901		6836
GILSON				33187A; 33188A; 33189A			
11/38				Hyd. Lift	12023		6721
Eng. To Deck	GB237736		6886	P.T.O.	11943	3350	6935
12/381C				Trans.	11901		6836
Eng. To Deck			6885	52012			
40-720-01; 40-721-01; 40-722-01; 40-723-01;				Blade			6854
40-728-03; 40-729-03				52013			
Drive	11144		6835	Blade	14365		A49
Trans.			6852	52014; 52015			
40-915-15; 40-939-01; 40-940-01; 40-941-01;				Eng. To Blade	17518		6960
40-952-15; 40-953-15; 44-1897-849				52016			
Drive			6852	Blade	14365		A49
44-2834				52017			
Traction	216594		6378	Blade			6854
60-895; 60-896; 60-965; 60-966				52018			
Trans.	4638		6830	Eng. To Blade	17518		6960
722; 723; 723L; 750; 750L				52019; 52020; 52029			
Drive	11144		6835	Blade			6854
Trans.			6852	52031			
754; 755				Blade	14365		A49
Drive	16348		6838	52032; 52033			
Trans.			6852	Deck	23472		3V560
768; 772; 773; 775; 776				52034			
Eng. To Deck	14159		6840	Blade	14365		A49
Traction; W/51" Belt O.C.	14168		6851	52037			
Traction; W/65" Belt O.C.	14167		6865	Drive	27666		A33
778; 779; 780				52038; 52038A			
Drive			6852	Blade	14365		A49
804; 805				52039; 52040			
Blade			6854	Deck	23472		3V560
806				52051; 52052			
Blade	14365		A49	Belt; W/42" Deck	11793		6989
807; 810				52080			
Eng. To Blade	13560		6859	Blade	213676		6885
811; 815				52081A; 52082A			
Blade			6854	Eng. To Deck	210692		6896
816				52084			
Blade	14365		A49	Traction	216594		6378
817; 818				53000; 53001			
Eng. To Blade	13560		6859	Drive	11144		6835
849				Trans.			6852
Drive	16348		6838	53002; 53003; 53004; 53005			
Trans.			6852	P.T.O.	11943		6935
				53007			
				P.T.O.	11943		6935

Lawn & Garden Equipment

Belts for Riding Mowers

Lawn & Garden Equipment

Application	OEM No.	Standard Belts	Premium Belts	Application	OEM No.	Standard Belts	Premium Belts
GILSON - Continued				GILSON - Continued			
53007 - Continued				15265077 - Continued			
Trans.	11901		6836	Trans.			6885
53008				15265101			
Drive Trans.	11144		6835 6852	Blade Trans.			6930 6852
53009				YT12E			
P.T.O. Trans.	11943 11901		6935 6836	Eng. To Deck			6866
53010				GOODALL			
P.T.O.	11943		6935	Auto - 30"			
53011				BeltW00630		1570	6757
Drive			6852	Brookwood - 36" Rider			
53012				BladeW00693		3590	6959
Drive Trans.	11144		6835 6852	Eng. To Blade		3310	6931
53013; 53014; 53016				GRAINGER, W. W.			
P.T.O.	11943		6935	3Z457A; 3Z457B; 3Z457C			
53018; 53019				Blade7540167			6964
Drive Hyd. Lift P.T.O. Trans.	11901 12023 11943 11901		6836 6721 6935 6836	Trans.7540198			6451BR
53020				3Z458			
P.T.O.	11943		6935	Blade7540151		3500	6967
53021				Deck7540138			6950
Drive Hyd. Lift P.T.O. Trans.	11901 12023 11943 11901		6836 6721 6935 6836	Trans.7540136			6931
53022; 53023; 53024; 53025				3Z459			
P.T.O.	11943		6935	Blade7540145			6488BR
53026				Trans.7540127			6966
Drive Hyd. Lift P.T.O. Trans.	11901 12023 11943 11901		6836 6721 6935 6836	3Z459A; 3Z459B; 3Z459C; 3Z459D			
53027; 53028				Blade7540145		3370	6488BR
P.T.O.	11943		6935	Drive; W/37" Belt O.C.			6937
53029				Drive; W/65" Belt O.C.			6865
Drive Hyd. Lift P.T.O. Trans.	11901 12023 11943 11901		6836 6721 6935 6836	3Z459E; 3Z459G; 3Z459H; 3Z459L			
53030; 53031				Blade7540145			6488BR
P.T.O. Trans.	11943 11901		6935 6836	Trans.7540226			6551BR
53032				3Z460A			
Drive Hyd. Lift P.T.O. Trans.	11901 12023 11943 11901		6836 6721 6935 6836	Blade7540178		3820	6982
53033; 53034				Trans.7540200			6848
Drive Eng. To J.S. Mower To Deck	18263 36806 11793		6844 6953 6989	3Z480; 3Z480A			
53038				Blade7540151		3500	6967
Drive Eng. To J.S. Mower To Deck	18263 36806 11793		6844 6953 6989	Deck7540138			6950
53039				Trans.7540136			6931
Drive Eng. To J.S. Mower To Deck	18263 36806 11793		6844 6953 6989	3Z480B			
53040				Blade7540151			6967
Drive Eng. To J.S. Mower To Deck	18263 36806 11793		6844 6953 6989	Drive7540136			6931
53041				3Z480C; 3Z480D			
Drive Trans.	200804 36770		6874 6835	Blade7540151		3500	6967
53042; 53043				Deck7540138			6950
Trans.	11901		6836	Trans.7540136			6931
15265077				3Z481			
Blade		3690	6969	Blade7540188			6951
				Trans.7540101			6517BR
				3Z497B			
				Blade7540145		3370	6488BR
				Drive; W/37" Belt O.C.			6937
				Drive; W/65" Belt O.C.			6865
				3Z590; 3Z590A; 3Z590B			
				Blade7540195			6854
				Trans.7540198			6451BR
				3Z641; 3Z641A			
				Blade7540198			6451BR
				Trans.7540207			6842
				3Z678; 3Z678A; 3Z678E			
				P.T.O.; W/41" Belt O.C.			6841
				P.T.O.; W/63" Belt O.C.			6963
				Trans.7540212			6945
				3Z715; 3Z715D			
				Deck7540230			6755BR
				J.S.7540245			6859
				Transaxle7540244			6840
				3Z716			
				Blade7540151			6967
				Deck7540138		3500	6950

Belts for Riding Mowers

Application	OEM No.	Standard Belts	Premium Belts
GRAINGER, W. W. - Continued			
3Z716 - Continued			
Trans.	7540136		6931
3Z807D			
Eng. To Deck	7540264		6639BR
Primary Variator	7540241		6494BR
Secondary Variator	7540240		6511BR
147-862			
Deck	7540177		6832
Traction	7540245		6859
GRASSHOPPER			
120K-48; 124-48			
Deck Drive	382084		6785BR
220-48			
Hydro. Pump	382034		6406BR
223-52			
Hydro. Pump	382034		6406BR
Mule Drive	382085		6786BR
Deck Drive	382082		6574BR
223-61			
Hydro. Drive	382034		6406BR
Mule Drive	382085		6786BR
Deck Drive	382085		6786BR
225-52			
Hydro. Drive	382034		6406BR
Mule Drive	382085		6786BR
Blade Drive	382082		6574BR
225-61			
Hydro. Drive	382034		6406BR
Mule Drive	382085		6786BR
Blade Drive	382085		6786BR
225-72			
Hydro. Drive	382034		6406BR
Mule Drive	382095		6767BR
Blade Drive	382098		6598BR
226V-52			
Hydro. Drive	382025		BX52
Deck Drive	382111		6746BR
226V-61			
Hydro. Drive	382025		BX52
227-52			
Hydro. Pump	382034		6406BR
Mule Drive	382085		6786BR
Deck Drive	382082		6574BR
227-61			
Hydro. Drive	382034		6406BR
Mule Drive	382085		6786BR
Deck Drive	382085		6786BR
227-72			
Hydro. Drive	382034		6406BR
Mule Drive	382095		6767BR
Deck Drive	382098		6598BR
321D			
Mule Drive; W/52" Deck	382095		6767BR
Blade Drive; W/52" Deck	382082		6574BR
322D			
Mule Drive; W/61" Deck	382110		6745BR
Blade Drive; W/61" Deck	382085		6786BR
Blade Drive; W/72" Deck	382098		6598BR
325			
Mule Drive; W/52", 61" Deck	382095		6767BR
Mule Drive; W/72" Deck	382098		6598BR
Blade Drive; W/52" Deck	382082		6574BR
Blade Drive; W/61" Deck	382085		6786BR
329			
Mule Drive; W/52", 61" Deck	382111		6746BR
Deck Drive; W/52" Deck	382082		6574BR
Deck Drive; W/61" Deck	382085		6786BR
Deck Drive; W/72" Deck	382098		6598BR
428D			
Mule Drive; W/61" Deck	382097		6983BR

Application	OEM No.	Standard Belts	Premium Belts
GRASSHOPPER - Continued			
428D - Continued			
Mule Drive; W/72" Deck	382099		6760BR
Blade Drive; W/61" Deck	382085		6786BR
Blade Drive; W/72" Deck	382098		6598BR
614; 616			
P.T.O.	381914		6528BR
618			
P.T.O.	381914		6528BR
Deck Drive; W/52" Deck	382084		6785BR
620T			
Deck Drive; W/52" Deck	382084		6785BR
718			
P.T.O.	381914		6528BR
Deck Drive; W/52" Deck	382084		6785BR
Deck Drive; W/61" Deck	382090		6906BR
718KH2			
Deck Drive; W/52" Deck	382084		6785BR
Deck Drive; W/61" Deck	382090		6906BR
721			
Eng. To J.S.	381914		6528BR
Pump	381904		6834
721D			
Pump Drive	381904		6834
P.T.O.	381914		6528BR
Deck Drive; W/52" Deck	382084		6785BR
Deck Drive; W/61" Deck	382090		6906BR
Deck Drive; W/72" Deck	382099		6760BR
721D2			
Pump Drive	381540		6734
P.T.O.	381914		6528BR
Deck Drive; W/52" Deck	382084		6785BR
Deck Drive; W/61" Deck	382090		6906BR
Deck Drive; W/72" Deck	382099		6760BR
721DH2			
P.T.O.	381914		6528BR
Deck Drive; W/52" Deck	382084		6785BR
Deck Drive; W/61" Deck	382090		6906BR
Deck Drive; W/72" Deck	382099		6760BR
721DT			
Deck Drive; W/52" Deck	382084		6785BR
Deck Drive; W/61" Deck	382090		6906BR
Deck Drive; W/72" Deck	382099		6760BR
722D; 722D2			
Pump Drive	381540		6734
P.T.O.	381914		6528BR
Deck Drive; W/52" Deck	382084		6785BR
Deck Drive; W/61" Deck	382090		6906BR
Deck Drive; W/72" Deck	382099		6760BR
723KH2			
P.T.O.	381914		6528BR
Deck Drive; W/52" Deck	382084		6785BR
Deck Drive; W/61" Deck	382090		6906BR
723T			
Deck Drive; W/52" Deck	382084		6785BR
Deck Drive; W/61" Deck	382090		6906BR
725DT			
Deck Drive; W/52" Deck	382084		6785BR
Deck Drive; W/61" Deck	382090		6906BR
Deck Drive; W/72" Deck	382099		6760BR
725K2; 727K2			
P.T.O.	381914		6528BR
Deck Drive; W/52" Deck	382084		6785BR
Deck Drive; W/61" Deck	382090		6906BR
Deck Drive; W/72" Deck	382099		6760BR
727T; 729BT			
Deck Drive; W/52" Deck	382084		6785BR
Deck Drive; W/61" Deck	382090		6906BR
Deck Drive; W/72" Deck	382099		6760BR
729G2			
P.T.O.	381914		6528BR
Deck Drive; W/52" Deck	382084		6785BR

Belts for Riding Mowers

Lawn & Garden Equipment

Application	OEM No.	Standard Belts	Premium Belts
GRASSHOPPER - Continued			
729G2 - Continued			
Deck Drive; W/61" Deck	382090		6906BR
Deck Drive; W/72" Deck	382099		6760BR
729T; 735BT			
Deck Drive; W/52" Deck	382084		6785BR
Deck Drive; W/61" Deck	382090		6906BR
Deck Drive; W/72" Deck	382099		6760BR
928D			
Pump	381904		6834
P.T.O.	381914		6528BR
Fan			7375
928D2			
Pump Drive	381540		6734
P.T.O.	381914		6528BR
Deck Drive; W/52" Deck	382084		6785BR
Deck Drive; W/61" Deck	382090		6906BR
Deck Drive; W/72" Deck	382099		6760BR
930D; 932			
Deck Drive; W/52" Deck	382084		6785BR
Deck Drive; W/61" Deck	382090		6906BR
Deck Drive; W/72" Deck	382099		6760BR
1200; 1210			
P.T.O.	381100		6929
1600; 1610; 1620; 1820			
P.T.O.	382000		6933
1822			
P.T.O.; W/Diesel Eng.	381914		AX34
P.T.O.; W/Gas Eng.	382000		6933
BT1600			
P.T.O.	382000		6933
GRAVELY			
18H			
Eng. To P.T.O.	72111		6834
408			
Eng. To P.T.O.	15242P1		6829
P.T.O. To Mower	15355		6838
Trans.	15243P1		6463BR
424			
Deck Drive	14673P1		68117
Gen.	10860		6735
830; 830E; 1130E			
Blade	26149		6868
Transaxle	26137		6731
1132; 1138			
Deck; W/38" Deck	35955		6853
Eng. To Deck	36004		6847
Eng. To J.S.	36232		6871
J.S. To Trans.	36233		6830
1934FX			
Deck Drive	00201010		6815BR
2352FL; 2352FX			
Deck Drive	07200120		6492BR
20060; 21297; 31220			
Blade	72266		6486BR
32238; 32239; 32240			
Blade	32322		6872
Transaxle	32330		3V450
34129; 34130; 34156			
Blade	32322		6872
34427; 35000; 37837; 38070; 38681; 38682; 38684; 38685; 38994; 39000			
Blade	72266		6486BR
40202; 40340; 41980; 44140; 45161; 45533; 45706; 45742; 45764; 45810			
Blade	72266		6486BR
885006; 885007; 885039; 887017; 887020; 887025; 887028; 887029; 889017; 889026			
Blade	72266		6486BR

Application	OEM No.	Standard Belts	Premium Belts
GRAVELY - Continued			
889029			
Blade	72266		6486BR
988016; 988035; 988037; 988038			
Wheel Drive	041599		6549BR
988039			
Blade	041599		6549BR
988040; 988041; 988042			
Wheel Drive	041599		6549BR
988043			
Blade	041599		6549BR
988044; 988045; 988046; 988047; 988048; 988051; 988052; 988053; 988054; 988055			
Wheel Drive	041599		6549BR
988056; 988057			
Wheel Drive	041599		6549BR
989005; 989016; 989019; 989024; 989025; 989028; 989029; 989034			
Blade	72266		6486BR
Commercial 8			
Fan	5163P1		6831
Commercial 10			
Gen.	10860P1		6735
Starter/Gen.	10860		6735
Commercial 10A; Commercial 12			
Fan	5163P1		6831
Compact-Pro 34			
Hydro. Drive	07200010		6498BR
Compact-Pro 44			
Hydro. Drive	07211500		6448BR
Eng. To Deck	07200026		6788BR
Blade Drive	07200035		6654BR
GMT-90-IPL; GMT-9000; GMT-9000-IPL			
Fan	21692		6725
L Series			
Fan	5163P1		6831
Gov.			6722
Main Drive	5163		6831
PM 144M			
Hydro. Drive	07218000		6552BR
Blade - Right	07200035		6654BR
PM 144M XDZ			
Hydro. Drive	07243300		6674BR
Blade - Right	07200035		6654BR
PM 148M			
Hydro. Drive	07218000		6552BR
Blade - Right	07200035		6654BR
PM 148M XDZ			
Hydro. Drive	07243300		6674BR
Blade - Right	07200035		6654BR
PM 152M			
Hydro. Drive	07218000		6552BR
Eng. To Deck	07200026		6788BR
Blade - Right	07200036		6790BR
PM 152M XDZ			
Hydro. Drive	07243300		6674BR
Eng. To Deck	07200026		6788BR
Blade - Right	07200036		6790BR
PM 160M			
Hydro. Drive	07218000		6552BR
Eng. To Deck	07200028		6789BR
Blade - Right	07200038		6791BR
PM 252M XDZ			
Eng. To Deck	07200026		6788BR
Blade - Right	07200036		6790BR
PM 260H LP XDZ			
Eng. To Deck	07200028		6789BR
Blade - Right	07200038		6791BR
PM 260H XDZ			
Eng. To Deck; W/Kohler Eng.	07200028		6789BR

Belts for Riding Mowers

Application	OEM No.	Standard Belts	Premium Belts	Application	OEM No.	Standard Belts	Premium Belts
GRAVELY - Continued				GRAVELY - Continued			
PM 260H XDZ - Continued				Pro-Turn 452			
Blade - Right	07200038		6791BR	Hydro. Drive	07200515		6846BR
PM 260M XDZ				Blade Drive	07200036		6790BR
Eng. To Deck	07200028		6789BR	Pro-Turn 460			
Blade - Right	07200038		6791BR	Hydro. Drive	07200515		6846BR
PM 320HD				Blade Drive	07200038		6791BR
Blade - Right; W/60" Deck	07200038		6791BR	Pro-Turn 472			
Eng. To Deck; W/72" Deck	07237800		6488BR	Hydro. Drive	07200515		6846BR
PM Rapid XZ				ZT34			
Blade - Right; W/52" Deck	07200036		6790BR	Hydro. Drive	07200010		6498BR
Blade - Right; W/60" Deck	07200038		6791BR	Deck Drive	07200116		6944BR
Pro-Ride 254				ZT42			
Hydro. Drive	00181727		6943BR	Hydro. Drive	07200010		6498BR
Eng. To Deck	00181715		6665BR	Deck Drive	07200523		6977BR
Pro-Ride 260				ZT42XL			
Hydro. Drive	00181727		6943BR	Hydro. Drive	07242200		6793BR
Deck Drive	00112616		6589BR	Deck Drive	07219600		6486BR
Eng. To Deck	00181715		6665BR	ZT44HD			
Pro-Ride 266				Hydro. Drive	07211500		6448BR
Hydro. Drive	00181727		6943BR	Eng. To Deck	07200026		6788BR
Deck Drive	00181711		6946BR	Blade Drive	07200035		6654BR
Eng. To Deck	00181715		6665BR	ZT48HD			
Pro-Stance34FX				Hydro. Drive	07211500		6448BR
Deck Drive	00201010		6815BR	Blade Drive	07200035		6654BR
Pro-Stance48				ZT48XL			
Hydro. Drive	07226400		7045BR	Hydro. Drive	07242200		6793BR
Pro-Stance48FL				Deck Drive	07200436		6842BR
Deck Drive	TCU18847		6949BR	ZT50			
Pro-Stance48FX				Hydro. Drive	07200010		6498BR
Hydro. Drive	GDU10025		6559BR	ZT52HD			
Deck Drive	TCU18847		6949BR	Hydro. Drive	07211500		6448BR
Pro-Stance52				Eng. To Deck	07200026		6788BR
Hydro. Drive	07226400		7045BR	Blade Drive	07200036		6790BR
Pro-Stance52FL				ZT54XL			
Deck Drive	TCU18848		6492BR	Hydro. Drive	07242200		6793BR
Pro-Stance52FX				Deck Drive	07200023		6708BR
Hydro. Drive	GDU10025		6559BR	ZT60HD			
Deck Drive	TCU18848		6492BR	Hydro. Drive	07211500		6448BR
Pro-Stance60				Eng. To Deck	07200028		6789BR
Hydro. Drive	07226400		7045BR	Blade Drive	07200038		6791BR
Pro-Stance61				ZT1534			
Hydro. Drive	07226400		7045BR	Eng. To Deck	07229000		6896BR
Deck Drive	07200632		6692BR	ZT1540			
Pro-Turn 48				Eng. To Deck	07229000		6896BR
Hydro. Drive	07226400		7045BR	Deck Drive	07200002		6928BR
Blade Drive	07200035		6654BR	ZT1640			
Pro-Turn 52				Hydro. Drive	07241400		6943BR
Hydro. Drive	07226400		7045BR	Deck Drive; Ser. No. 025000 & Before	07200001		6662BR
Blade Drive	07200036		6790BR	ZT1734			
Pro-Turn 60				Eng. To Deck	07237900		6792BR
Hydro. Drive	07226400		7045BR	Deck Drive	07200116		6944BR
Blade Drive	07200038		6791BR	ZT1734XL			
Pro-Turn 148				Eng. To Deck	07237900		6792BR
Hydro. Drive	07226400		7045BR	ZT1840			
Blade - Right	07200035		6654BR	Hydro. Drive	07241400		6943BR
Pro-Turn 152				Deck Drive; Ser. No. 025000 & Before	07241800		6945BR
Hydro. Drive	07226400		7045BR	Deck Drive; Ser. No. 025001 & After	07219600		6486BR
Blade - Right	07200036		6790BR	ZT1842XL			
Pro-Turn 160				Eng. To Deck	07242200		6793BR
Hydro. Drive	07226400		7045BR	Deck Drive	07219600		6486BR
Blade - Right	07200038		6791BR	ZT2040			
Pro-Turn 252				Eng. To Deck	07237900		6792BR
Hydro. Drive	07200515		6846BR	Deck Drive	07241800		6945BR
Blade - Right	07200036		6790BR	ZT2042XL			
Pro-Turn 260				Hydro. Drive	07242200		6793BR
Hydro. Drive	07200515		6846BR	Deck Drive	07219600		6486BR
Blade - Right	07200038		6791BR	ZT2044			
Pro-Turn 266; Pro-Turn 272				Hydro. Drive	07241400		6943BR
Hydro. Drive	07200515		6846BR				

Belts for Riding Mowers

Application	OEM No.	Standard Belts	Premium Belts
GRAVELY - Continued			
ZT2044XL			
Eng. To Deck	07200010		6498BR
Deck Drive	07241600		6716BR
ZT2250			
Eng. To Deck	07237900		6792BR
ZT2344HD			
Hydro. Drive	07211500		6448BR
Eng. To Deck	07200026		6788BR
Deck Drive	07200035		6654BR
ZT2348			
Hydro. Drive	07241400		6943BR
Deck Drive; Ser. No. 025000 & Before ..	07241500		6727BR
Deck Drive; Ser. No. 025001 & After	07200022		6978BR
ZT2348HD			
Hydro. Drive	07211500		6448BR
Deck Drive	07200035		6654BR
ZT2348XL			
Eng. To Deck	07200010		6498BR
Deck Drive	07241600		6716BR
ZT2350			
Eng. To Deck	07237900		6792BR
ZT2448XL			
Eng. To Deck	07242200		6793BR
Deck Drive	07200436		6842BR
ZT2450			
Eng. To Deck	07237900		6792BR
ZT2548XL			
Hydro.	07242200		6793BR
Deck Drive	07200436		6842BR
ZT2550			
Eng. To Deck	07237900		6792BR
ZT2552			
Hydro. Drive	07241400		6943BR
Deck Drive; Ser. No. 025000 & Before ..	07241600		6716BR
Deck Drive; Ser. No. 025001 & After	07200023		6708BR
ZT2552HD			
Hydro. Drive	07211500		6448BR
Eng. To Deck	07200026		6788BR
Deck Drive	07200036		6790BR
ZT2554XL			
Eng. To Deck	07242200		6793BR
Deck Drive	07200023		6708BR
ZT2560HD; ZT2660HD; ZT2760HD			
Hydro. Drive	07211500		6448BR
Eng. To Deck	07200028		6789BR
Deck Drive	07200038		6791BR
ZT X 42			
Deck Drive	07200523		6977BR
ZT X 52			
Deck Drive	07200023		6708BR
GRAZER			
1600; 1800			
Trans.	9003000		6838
2297K			
P.T.O.	C44241		6956
G100			
Trans.	9003000		6838
G1142			
Blade	9003003		6895
Deck	9003002		6855
Trans.	9003000		6838
G1250 Chain Drive Model			
Trans.	9003000		6838
G1250 Direct Drive Model			
Trans.	9003011		6839
G1250H Chain Drive Model			
Trans.	9003000		6838

Application	OEM No.	Standard Belts	Premium Belts
GRAZER - Continued			
G1250H Direct Drive Model			
Trans.	9003011		6839
G1600			
Trans.	9003000		6838
G1642			
Blade; W/48" Belt O.C.	9003007		6848
Blade; W/53" Belt O.C.	9003006		6853
Deck	9003004		6854
Trans.	9003000		6838
G1652			
Deck	9003004		6854
Trans.	9003000		6838
G1800; G1852			
Trans.	9003000		6838
G1862			
Dual Deck Drive	9003009		6858
Trans.	9003000		6838
G1890; G1890K			
Eng. To Cross Shaft	9003010		6835
Pump Drive	9003027		6826
G2000CII			
Pump Drive	9003022		6850
GREAT DANE			
GBKH2752S			
Hydro. Drive	D28125		6914BR
Deck Drive	TCU16093		6598BR
GBKH2761S			
Hydro. Drive	D28125		6914BR
Deck Drive	GDU10228		6950BR
GBKW2552S			
Hydro. Drive	D28125		6914BR
Deck Drive	TCU16093		6598BR
GBKW2561S; GCBR2652S; GCBR2661S			
Hydro. Drive	D28125		6914BR
Deck Drive	GDU10228		6950BR
GCBV2348S			
Hydro. Drive	D28125		6914BR
Deck Drive	TCU16092		6745BR
GCBV2361S			
Hydro. Drive	D28125		6914BR
Deck Drive	GDU10228		6950BR
GCKA1948S			
Hydro. Drive	D28125		6914BR
Deck Drive	TCU16092		6745BR
GCKA1952S			
Hydro. Drive	D28125		6914BR
Deck Drive	GDU10228		6950BR
GCKH2348S			
Hydro. Drive	D28125		6914BR
Deck Drive	TCU16092		6745BR
GCKH2352S; GCKH2361S			
Hydro. Drive	D28125		6914BR
Deck Drive	GDU10228		6950BR
GCKW2352S			
Hydro. Drive	D28125		6914BR
Deck Drive	TCU16093		6598BR
GCKW2561S			
Hydro. Drive	D28125		6914BR
Deck Drive	GDU10228		6950BR
GSKA1948S; GSKH1848S			
Hydro. Drive	GDU10025		6559BR
Deck Drive	TCU18847		6949BR
GSKH2352S			
Hydro. Drive	GDU10025		6559BR
Deck Drive	TCU18848		6492BR
GSKH2561S			
Hydro. Drive	GDU10025		6559BR
Deck Drive	TCU18849		6901BR

Belts for Riding Mowers

Application	OEM No.	Standard Belts	Premium Belts	Application	OEM No.	Standard Belts	Premium Belts
GREAT DANE - Continued				HAHN ECLIPSE - Continued			
GSKW1948S				3955			
Hydro. Drive	GDU10025		6559BR	Blade	308493		6869
Deck Drive	TCU18847		6949BR	3956			
GSKW2352S				Blade	308505		6870
Hydro. Drive	GDU10025		6559BR	Eng.	308504		6879
Deck Drive	TCU18848		6492BR	3957; 3958			
GSRKA1934S				Blade	308493		6869
Deck Drive	00201010		6815BR	3959			
GSRKA1952S; GSRKA2352S				Blade; W/56" Belt O.C.	308510		6856
Hydro. Drive	GDU10025		6559BR	Blade; W/69" Belt O.C.	308493		6869
Deck Drive	TCU18848		6492BR	Trans.	308511		6838
TCLX61-25KAE; TCLX61-25KHE; TCLX61-26KHE; TCLX61-27KHE; TCLX61-28KHE				3960; 3961; 3962			
Hydro. Drive	D28125		6914BR	Blade	308494		6866
Deck Drive	GDU10228		6950BR	3966; 3967			
TCLX72-27KHE; TCLX72-28KHE				Blade	308510		6856
Hydro. Drive	D28125		6914BR	Trans.	308511		6838
Eng. To Deck	GDU10229		6994BR	3968; 3969			
Blade Drive	D28028		6622BR	Blade	308493		6869
TCRZ48-17KAE; TCRZ48-19KAE				3970			
Hydro. Drive	D28125		6914BR	Blade	308521		6865
Deck Drive	TCU16092		6745BR	3971; 3973			
TCRZ52-23KAE; TCRZ52-25KAE; TCRZ52-25KHE				Blade	308522		6867
Hydro. Drive	D28125		6914BR	3976; 3977			
Deck Drive	TCU16093		6598BR	Blade	308510		6856
TCRZ61-25KAE; TCRZ61-25KHE				Trans.	308511		6838
Hydro. Drive	D28125		6914BR	3979; 3980; 3981; 3984			
Deck Drive	GDU10228		6950BR	Blade	308493		6869
GRILLO				3988			
507 Dumper				Blade	308522		6867
P.T.O.	6635		▲9590HD	4070; 4071; 4077; 4078; 4079; 4080; 4081; 4082; 4084			
GUYBROD-GERMANY				Blade	308437		6848
2652-1				4085			
Variator To Trans.	7540136		6931	Belt; W/53" Belt O.C.	308443		6853
2652-2				Belt; W/72" Belt O.C.	308444		6872
Blade	7540127		6966	4086; 4088; 4089; 4091; 4092; 4093; 4094; 4095; 4096; 4097			
Variator To Trans.	7540136		6931	Belt	308442		6848
HAHN ECLIPSE				4102; 4103			
3900; 3901; 3902; 3903				Belt	308442		6848
Blade	308476		6870	4200; 4203			
Transaxle	308475		6831	Blade	308457		6841
3909; 3910; 3911				Drive	308455		6886
Blade	308493		6869	J.S.	308456		6831
3912; 3914				9004; 9005; 9008; 9009; 9010			
Blade	308494		6866	Blade	308437		6848
3915				9016; 9017; 9018; 9019			
Blade	308493		6869	Belt	308442		6848
3916; 3917				9023; 9024			
Blade	308494		6866	Blade	308481		6853
3919				Trans.	308480		6835
Blade	308493		6869	9025; 9026			
Transaxle	308506		6731	Blade	308483		6853
3921; 3922				Eng.	308482		6860
Blade	308505		6870	Trans.	308480		6835
Eng.	308504		6879	9027; 9028			
Transaxle	308506		6731	Blade	308481		6853
3929; 3933; 3934; 3935; 3936; 3937; 3938				Trans.	308480		6835
Blade	308494		6866	9029			
3942; 3943				Blade	308483		6853
Blade	308493		6869	Eng.	308482		6860
3948; 3949				Trans.	308480		6835
Blade	308505		6870	9034			
Eng.	308504		6879	Blade	308493		6869
3953				9035; 9036			
Blade	308510		6856	Blade	308494		6866
Trans.	308511		6838	9037; 9038; 9039			
				Blade	308493		6869

▲ Standard Belt May Also Be Available.

Belts for Riding Mowers

Lawn & Garden Equipment

Application	OEM No.	Standard Belts	Premium Belts
HAHN ECLIPSE - Continued			
9040; 9041; 9042; 9043			
Blade	308493		6869
Transaxle	308506		6731
9044; 9045; 9046; 9047			
Blade	308494		6866
Transaxle	308506		6731
EH326; EH332			
Blade	308389		6745
Reverse	308390		3V335
Traction	308400		6837
EHD130; EHE130			
Traction	308475		6831
PH326; PH332; PP326			
Blade	308389		6745
Reverse	308390		3V335
Traction	308400		6837
RH736			
J.S.	308456		6831
Wheel Drive	308455		6886
RHDE836; RHDE1236			
J.S.	308456		6831
Wheel Drive	308464		6878
RHE736			
J.S.	308456		6831
Wheel Drive	308455		6886
RHSE1236			
J.S.	308456		6831
Wheel Drive	308464		6878
HARDWARE WHOLESALERS, INC.			
131-412			
Blade	7540138	3500	6950
Trans.	7540101		6517BR
131-435			
Blade	7540127		6966
Drive; W/25" Belt O.C.	7540135		6925
Drive; W/31" Belt O.C.	7540136		6931
131-480			
Blade	7540145		6488BR
Drive; W/31" Belt O.C.	7540136		6931
Drive; W/52" Belt O.C.	7540147	3520	6952
132-380			
Blade	7540138	3500	6950
Drive	7540164	2630	6863
132-412			
Blade	7540138	3500	6950
Trans.	7540101		6517BR
132-435			
Blade	7540127		6966
Drive; W/25" Belt O.C.	7540135		6925
Drive; W/31" Belt O.C.	7540136		6931
132-480			
Blade	7540151		6967
Drive; W/31" Belt O.C.	7540136		6931
Drive; W/50" Belt O.C.	7540138	3500	6950
134-380			
Blade	7540138	3500	6950
Drive	7540164	2630	6863
134-395			
Drive	7540164	2630	6863
134-400			
Blade	7540188		6951
Drive	7540101		6517BR
134-495			
Blade	7540145		6488BR
Drive	7540173	3370	6937
134-501			
Blade	7540249		6930
Trans.	7540264		6639BR

Application	OEM No.	Standard Belts	Premium Belts
HARDWARE WHOLESALERS, INC. - Continued			
134-504			
Eng. To Deck	7540264		6639BR
Primary Variator	7540241		6494BR
Secondary Variator	7540240		6511BR
134-668			
Blade	7540145		6488BR
Trans.	7540266		6775BR
135-360			
Blade	7540107		6830
Trans.	7540936		6847
135-402			
Blade	7540188		6951
Drive	7540136		6931
135-465			
Blade	7540151		6967
Drive; W/31" Belt O.C.	7540136		6931
Drive; W/50" Belt O.C.	7540138	3500	6950
136-360			
Blade	7540107		6830
Trans.	7540935	2310	6831
136-400			
Blade	7540188		6951
Drive	7540101		6517BR
136-435			
Blade	7540127		6966
Drive; W/25" Belt O.C.	7540135		6925
Drive; W/31" Belt O.C.	7540136		6931
136-465			
Blade	7540151		6967
Drive; W/31" Belt O.C.	7540136		6931
Drive; W/50" Belt O.C.	7540138	3500	6950
136-497			
Blade	7540145		6488BR
Drive; W/37" Belt O.C.	7540173	3370	6937
Drive; W/65" Belt O.C.	7540191		6865
136-525			
Blade	7540195		6854
Trans.	7540198		6451BR
137-360			
Blade	7540107		6830
Trans.	7540936		6847
137-400			
Blade	7540188		6951
Drive	7540101		6517BR
137-435			
Blade	7540127		6966
Drive; W/25" Belt O.C.	7540135		6925
Drive; W/31" Belt O.C.	7540136		6931
137-475			
Blade	7540151		6967
Trans.	7540191		6865
137-497			
Blade	7540145		6488BR
Drive; W/37" Belt O.C.	7540173	3370	6937
Drive; W/65" Belt O.C.	7540191		6865
138-460			
Blade	7540184		6852
Deck	7540180		6510BR
P.T.O.	7540123		3V335
Trans.	7540124		6857
141-669; 142-669			
Gen.	7540134		7330
Trans.	7540112	3800	6980
144-836			
Blade	7540230		6755BR
Deck	7540246		6354
Drive; W/40" Belt O.C.	7540244		6840
Drive; W/59" Belt O.C.	7540245		6859

Belts for Riding Mowers

Application	OEM No.	Standard Belts	Premium Belts
HEALD			
TR-8			
Clutch	203022		6872
HOMELITE			
LT13; LT-10; LT-12			
Traction	JA392594		6896
T7; T8			
Drive	1607967		6639BR
Trans.; W/48" Belt O.C.	108428		6848
Trans.; W/76" Belt O.C.	162081		6876
T12; T15			
Trans.	108428		6848
T16H; T16S			
Drive; W/34" Belt O.C.	174883		6834
Drive; W/53" Belt O.C.			6853
Trans.	108428		6848
YT-12; YT-14			
Traction	JA992249		A110
HOMESTEADER			
1100; 1600; D-7			
Mower; W/80" Belt O.C.			6880
Mower; W/84" Belt O.C.			6884
Traction			6953
HOMKO			
1414 AMF Trac			
P.T.O.	1501245		6887
Tiller Attachment	1501105		6951
1234000			
Blade	20368	2290	
5254000			
Blade	29798		6827
12370100; 12370200; 12380000; 12380200			
Blade	20368	2290	
Drive	23164		6825
12470200			
Blade	20368	2290	
12620000			
Blade	29281		3780
12650000			
Blade	30839		3730
12660000; 12660300; 12660600; 12660700;			
12660800; 12660900; 12661000			
Blade	26659		3720
12661100			
Blade	26659		6972
12670000; 12670100; 12680000			
Blade	26659		3720
12700000			
Blade	31053		6827
Transaxle	30997		6847
12720000			
Blade	31053		6827
Transaxle	30998		6842
52360400			
Blade	20368	2290	
52380000; 52383200; 52384000			
Blade	20368	2290	
Drive	23164		6825
52390000; 52400200			
Blade	20368	2290	
52403000; 52443000; 52443200; 52443400			
Blade	20368	2290	
Drive	23164		6825
52463000; 52463100			
Blade	26659		3720
52550000; 52580000			
Blade	29798		6827

Application	OEM No.	Standard Belts	Premium Belts
HOMKO - Continued			
52700200			
Blade	31053		6827
Transaxle	30997		6847
52710100; 52710200			
Blade	31053		6827
Transaxle	30998		6842
HONDA			
3011; 3013			
Deck			6973
Trans.			6953
HT3810; HT3810K1			
Blade	76181750003		6966
Eng. To Deck	76182750003		B105
HT3813			
Blade	76181750003		6966
Eng. To Deck	76182750003		B105
P.T.O.	76181750003		6966
HTR3009			
Blade	76181750003		6966
Eng. To Deck	76181751003		6971
Trans.			6953
HTR3811			
Blade	761847517		6963
Deck	76181751701		6967
HOWARD PRICE			
422			
Fan & Alt.	22088		7350
727			
Gov.	7334		7334
4845; 4876; 6072; 6074; 6075; 6076; 8274;			
8275; 8276			
Belt; W/48", 60", 72" Deck	3200		6820
Deck			
Belt; W/44" Belt O.C.	07430		6844
Wing Deck			
Belt; W/57" Belt O.C.	07433		6857
HUFFMAN			
0822; 0826			
Blade; W/51" Belt O.C.	15318	2500	
Blade; W/52" Belt O.C.	15482	2520	6852
Trans.	15342		6855
0855			
Drive; W/29" Belt O.C.	8671B		6829
Drive; W/31" Belt O.C.	9407B		6831
0862			
Blade	19887	2550	6855
Drive	19855	2350	6835
0867			
Drive; W/29" Belt O.C.	8671B		6829
Drive; W/31" Belt O.C.	9407B		6831
1010; 1014			
Trans.	8671B		6829
1025			
Trans.	9407B		6831
1050; 1052; 1054; 1055; 1060; 1061; 1070			
Trans.	8671B		6829
1080; 1081; 1090; 1091			
Blade	15318	2500	
Trans.	15342		6855
1110; 1111			
Trans.	15342		6855
1443; 1444			
Drive; W/29" Belt O.C.	8671B		6829
Drive; W/31" Belt O.C.	9407B		6831
1501; 1511; 1521; 1531			
Blade	19887	2550	6855
Trans.	19855	2350	6835

Belts for Riding Mowers

Application	OEM No.	Standard Belts	Premium Belts
HUFFMAN - Continued			
1541			
Trans.	19855	2350	6835
2822; 2826			
Blade; W/50" Belt O.C.	15318	2500	6850
Blade; W/51" Belt O.C.	15318	2510	6851
Blade; W/52" Belt O.C.	15482	2520	6852
Trans.	15342		6855
2863			
Blade	19887	2550	6855
Drive	19855	2350	6835
2866; 2867; 4442			
Drive; W/29" Belt O.C.	8671B		6829
Drive; W/31" Belt O.C.	9407B		6831
4822; 4826			
Blade; W/50" Belt O.C.	15318	2500	6850
Blade; W/51" Belt O.C.	15318	2510	6851
Blade; W/52" Belt O.C.	15482	2520	6852
Trans.	15342		6855
4833; 4846; 4847			
Drive; W/29" Belt O.C.	8671B		6829
Drive; W/31" Belt O.C.	9407B		6831
4862; 4863			
Blade	19887	2550	6855
Drive	19855	2350	6835
4866; 4867; 4868; 9442; 9443; 9444			
Drive; W/29" Belt O.C.	8671B		6829
Drive; W/31" Belt O.C.	9407B		6831
HUSKEE			
LT 38			
Drive - Upper	95404265		6934
Drive - Lower	95404249A		6520BR
Deck Drive	95404062		6774BR
LT 42			
Drive - Upper	9540241A		6494BR
Drive - Lower	95404249A		6520BR
Deck Drive	95404060B		6776BR
HUSQVARNA			
2042LS			
Drive	532130969		6757BR
Deck	532144959		6758BR
2146XLS; 2246LS; 2346XLS			
Drive	532130969		6757BR
Deck	532405143		6821BR
2348LS			
Drive	532130969		6757BR
Deck	532197242		6786BR
2354GXLS			
Drive	532125907		6713BR
Deck	532196103		6767BR
2748GLS			
Drive	532420807		6558BR
Deck	532197242		6786BR
2754GLS			
Drive	532420807		6558BR
Deck	532196103		6767BR
BZ6127; BZ6127TD			
Deck	539106340		6692BR
BZ7234; BZ7234TD			
Deck	539104335		6760BR
CTH130			
Drive	532165632		6928BR
Deck	532165555		6456BR
CTH150			
Drive	532165632		6928BR
Deck	532169178		6749BR
CZ3815			
Hydro. Drive	539110411		6755BR

Application	OEM No.	Standard Belts	Premium Belts
HUSQVARNA - Continued			
CZ4217			
Hydro. Drive	539110411		6755BR
Deck Drive	539110410		6810BR
CZ4815; CZ4817; CZ4818			
Deck Drive	539107709		6783BR
EZ4217; EZ4220			
Hydro. Pump	539104334		6756BR
Deck	539112334		6566BR
EZ4624			
Hydro. Pump	539104334		6756BR
EZ4819			
Hydro. Pump	539104334		6756BR
Deck	539110832		6759BR
EZ4824			
Hydro. Pump	539120772		6793BR
EZ4824K			
Hydro. Pump	539101957		6425BR
EZ5221			
Hydro. Pump; Model No. 965880501	539101957		6425BR
Hydro. Pump; Model No. 968999292	539104334		6756BR
Deck; Model No. 968999292	539112335		6746BR
Deck; Model No. 965880501	539107709		6783BR
EZ5224			
Hydro. Pump; Model No. 965880601	539101957		6425BR
Hydro. Pump; Model No. 968999699	539104334		6756BR
Deck; Model No. 968999699	539112335		6746BR
Deck; Model No. 965880601	539107709		6783BR
EZ5226			
Hydro. Pump; Model No. 965921601	539120772		6793BR
Hydro. Pump; Model No. 968999658	539104334		6756BR
Deck; Model No. 968999658	539112335		6746BR
Deck; Model No. 965921601	539107709		6783BR
EZ5426			
Hydro. Pump	539104334		6756BR
Deck	539112333		6598BR
EZ6124			
Hydro. Pump	539104334		6756BR
EZC4824			
Hydro. Pump	539101957		6425BR
Deck	539106340		6692BR
GT48XLS			
Drive	532125907		6713BR
Deck Drive	574845602		6785BR
GT52XLS			
Drive	532420807		6558BR
Deck Drive	574845603		6783BR
GT54LS			
Drive	532125907		6713BR
Deck Drive	532196103		6767BR
GT2254			
Drive	532137153		6798BR
Deck Drive	532191273		6599BR
GTH24K54			
Drive	532420807		6558BR
Deck Drive	532196103		6767BR
GTH26K54T			
Drive	532140218		6811BR
Deck Drive	532196103		6767BR
GTH26V52LS			
Drive	532420807		6558BR
Deck Drive	574845603		6783BR
GTH27V48LS			
Drive	532420807		6558BR
Deck Drive	574845602		6785BR
GTH200			
Drive	532140218		6811BR
Primary	532148763		6702BR
Secondary	532144959		6758BR
GTH220			
Drive	532140218		6811BR

Belts for Riding Mowers

Application	OEM No.	Standard Belts	Premium Belts
HUSQVARNA - Continued			
GTH220 - Continued			
Primary	532139573		6798BR
Secondary	532144959		6758BR
GTH225			
Drive	532140218		6811BR
Primary	532148763		6702BR
Secondary	532144959		6758BR
GTH250			
Drive	532140218		6811BR
Primary	532139573		6798BR
Secondary	532144959		6758BR
GTH2248XP			
Drive	532161597		6551BR
Primary	532174368		6649BR
Secondary	532180808		6614BR
GTH2250			
Drive	532161597		6551BR
Primary	532139573		6798BR
Secondary	532144959		6758BR
GTH2254XP			
Drive	532161597		6551BR
Deck	532191273		6599BR
GTH2448T			
Drive	532140218		6811BR
Deck Drive	532197242		6786BR
GTH2454T			
Drive	532140218		6811BR
Deck Drive	532196103		6767BR
GTH2548			
Drive	532161597		6551BR
Primary	532174368		6649BR
Secondary	532180808		6614BR
GTH2548XP			
Drive	532161597		6551BR
Primary	532174368		6649BR
Secondary	532174369		6614BR
GTH2550			
Drive	532140218		6811BR
Primary	532139573		6798BR
Secondary	532144959		6758BR
GTH2550XP			
Drive	532161597		6551BR
Primary	532139573		6798BR
Secondary	532144959		6758BR
GTH2554XP			
Drive	532161597		6551BR
Deck	532191273		6599BR
GTH2648			
Drive	532125907		6713BR
Deck Drive	532197242		6786BR
GTH2654			
Drive	532161597		6551BR
Deck Drive	532191273		6599BR
GTH2654T			
Drive	532140218		6811BR
Deck Drive	532196103		6767BR
GTH2754			
Drive	532161597		6551BR
Deck Drive	532191273		6599BR
GTVH200; GTVH205			
Drive	532161741		6672BR
Primary	532148763		6702BR
Secondary	532144959		6758BR
IZ4217; IZ4217T			
Deck	539110832		6759BR
IZ4817T; IZ4819; IZ4821; IZ4821T			
Deck	539111949		6732BR
IZ5223; IZ5223T; IZ5225TXP			
Blower	539111306		6528BR

Application	OEM No.	Standard Belts	Premium Belts
HUSQVARNA - Continued			
IZ6123T; IZ6125; IZ6125T			
Deck	539108656		7031BR
LGT24K54			
Drive	532130969		6757BR
Deck Drive	532196103		6767BR
LGT2554; LGT2654			
Drive	532130969		6757BR
Deck	532196103		6767BR
LSZ4622			
Hydro. Drive	539120772		6793BR
Deck Drive	539117245		6589BR
LSZ5422			
Hydro. Drive	539120772		6793BR
Deck Drive	539114557		6597BR
LSZ5424			
Deck Drive	539114557		6597BR
LT1238			
Deck	532144200		6463BR
LT1538			
Deck Drive	532144200		6463BR
LT18542			
Deck	532144959		6758BR
LTH130			
Deck Drive	532144200		6463BR
LTH1342			
Drive	532140294		6434BR
Deck	532144959		6758BR
LTH1438; LTH1538			
Drive	532125907		6713BR
Deck	532408381		6776BR
LTH1542			
Drive	532140294		6434BR
Deck	532174883		6721BR
LTH1742			
Drive	532140294		6434BR
Deck Drive	532144959		6758BR
LTH1842			
Drive	532140294		6434BR
Deck Drive	532174883		6721BR
LTH2038			
Deck Drive	532408381		6776BR
LTH2042			
Drive	532140294		6434BR
Deck	532144959		6758BR
LTH18538			
Drive	532130969		6757BR
Deck Drive	532408381		6776BR
LTH18542			
Drive	532140294		6434BR
Deck	532144959		6758BR
LZ5225			
Hydro. Pump	510201501		6756BR
LZ5225T			
Hydro. Pump	539104334		6756BR
Deck	539104335		6760BR
LZ5227			
Hydro. Pump	510201501		6756BR
LZ5227TXP			
Hydro. Pump	539104334		6756BR
Deck	539104335		6760BR
LZ6125T			
Hydro. Pump	539104334		6756BR
Deck	539104336		6761BR
LZ6127			
Hydro. Pump	510201501		6756BR
Deck	510201301		6761BR
LZ6127T			
Hydro. Pump	539104334		6756BR

Lawn & Garden Equipment

Belts for Riding Mowers

Application	OEM No.	Standard Belts	Premium Belts
HUSQVARNA - Continued			
LZ6127T - Continued			
Deck	539104336		6761BR
LZ6130			
Hydro. Pump	510201501		6756BR
Deck	510201301		6761BR
LZ6130TXP			
Hydro. Pump	539104334		6756BR
Deck	539104336		6761BR
LZ7227T			
Hydro. Pump	539104334		6756BR
LZ7230			
Hydro. Pump	510201501		6756BR
LZ7230TXP			
Hydro. Pump	539104334		6756BR
LZF5227			
Hydro. Pump	539104334		6756BR
Deck	539104335		6760BR
LZF6127			
Hydro. Pump	539104334		6756BR
Deck	539104336		6761BR
M-ZT 52			
Hydro. Drive	574870901		7007BR
Deck Drive	522811301		6692BR
M-ZT 61			
Hydro. Drive	574870901		7007BR
Deck Drive	539104335		6760BR
MZ5225			
Deck	539114557		6597BR
MZ5225ZT			
Hydro. Drive	574870901		7007BR
Deck Drive	522811301		6692BR
MZ5226			
Deck	539114557		6597BR
MZ5424S			
Hydro. Drive	574870901		7007BR
MZ6125			
Deck	539132002		6747BR
MZ6128; MZ6128ZT			
Hydro. Drive	574870901		7007BR
Deck Drive	539104335		6760BR
MZ7227			
Deck	539132003		6881BR
P-ZT4822; P-ZT5224; P-ZT6126; P-ZT6128; P-ZT 48			
Hydro. Drive	576667201		7024BR
P-ZT 54; P-ZT 60			
Hydro. Drive	576667201		7024BR
Deck Drive	575658401		7034BR
PZ5426FX			
Hydro. Drive	573978301		6675BR
Deck Drive	574285901		6878BR
PZ6029FX; PZ6029PFX; PZ6030CV; PZ6034FX; PZ6034FXZT			
Hydro. Drive	573978301		6675BR
Deck Drive	522829601		6879BR
PZ7234FX			
Hydro. Drive	573978301		6675BR
Deck Drive	574286001		6882BR
PZ 54			
Hydro. Drive	573978301		6675BR
Deck Drive	575658401		7034BR
PZ 60; PZ 60P			
Hydro. Drive	573978301		6675BR
Deck Drive	575658403		6938BR
RZ3016			
Hydro. Drive	539120806		7026BR
Deck Drive	574173002		68100

Application	OEM No.	Standard Belts	Premium Belts
HUSQVARNA - Continued			
RZ4216			
Hydro. Drive	575852401		7027BR
Deck Drive	574173003		6715BR
RZ4219			
Hydro. Pump; 2009 & Older	539110411		6755BR
Hydro. Pump; 2010 & Newer	575852401		7027BR
Deck Drive; 2008 & Older	539110410		6810BR
Deck Drive; 2012 & Older	574173003		6715BR
Deck Drive; 2013 & Newer	581805901		6923BR
RZ4219F; RZ4222F			
Hydro. Drive	539110411		6755BR
Deck Drive	539117245		6589BR
RZ4619; RZ4620			
Hydro. Pump	539110411		6755BR
Deck	539117245		6589BR
RZ4621; RZ4623			
Hydro. Drive	539110411		6755BR
Deck Drive	539117245		6589BR
RZ4824F			
Hydro. Drive	539110411		6755BR
Deck Drive	539109243		6785BR
RZ5422; RZ5424			
Hydro. Pump	539110411		6755BR
Deck	539114557		6597BR
RZ5426			
Hydro. Drive	539110411		6755BR
Deck Drive	539114557		6597BR
SRD17530			
Drive	532138255		6758BR
Deck Drive	532419271		6463BR
YT42XLS			
Drive	532130969		6757BR
Deck Drive	574845601		6901BR
YT46LS			
Drive	532130969		6757BR
Deck Drive	532405143		6821BR
YT48XLS			
Drive	532130969		6757BR
Deck Drive	574845602		6785BR
YT54LS			
Drive	532130969		6757BR
Deck Drive	532196103		6767BR
YTA19K42			
Drive	532197253		7015BR
Deck Drive	532429636		6653BR
YTH18K46			
Drive	532130969		6757BR
Deck Drive	532405143		6821BR
YTH20B42T			
Drive	532140218		6811BR
Deck Drive	532144959		6758BR
YTH20F42T			
Drive	532130969		6757BR
Deck Drive	532144959		6758BR
YTH20K46			
Drive	532125907		6713BR
Deck	532405143		6821BR
YTH21K46			
Drive	532130969		6757BR
Deck Drive	532405143		6821BR
YTH22V42			
Drive	532130969		6757BR
Deck Drive	532429636		6653BR
YTH22V42LS			
Drive	532130969		6757BR
Deck Drive	574845601		6901BR
YTH22V46; YTH22V46XLS			
Drive	532130969		6757BR
Deck Drive	532405143		6821BR

Belts for Riding Mowers

Application	OEM No.	Standard Belts	Premium Belts	Application	OEM No.	Standard Belts	Premium Belts
HUSQVARNA - Continued				HUSQVARNA - Continued			
YTH23V42				YTH2448			
Drive	532130969		6757BR	Drive	532140294		6434BR
Deck Drive	532429636		6653BR	Primary	532174368		6649BR
YTH23V48; YTH24K48				Secondary	532180808		6614BR
Drive	532130969		6757BR	YTH2448T			
Deck Drive	532197242		6786BR	Drive	532140218		6811BR
YTH24V42LS				Deck Drive	532197242		6786BR
Drive	532130969		6757BR	YTH2454			
Deck Drive	574845601		6901BR	Drive	532130969		6757BR
YTH24V48LS				Deck	532196103		6767BR
Drive	532130969		6757BR	YTH2454T			
Deck Drive	574845602		6785BR	Drive	532140218		6811BR
YTH24V54XLS; YTH26V54				Deck	532196103		6767BR
Drive	532130969		6757BR	YTH2548; YTH2748			
Deck Drive	532196103		6767BR	Drive	532140294		6434BR
YTH1342XP				Primary	532174368		6649BR
Drive	532140294		6434BR	Secondary	532180808		6614BR
Deck Drive	532174883		6721BR	Z3815			
YTH1542XP				Hydro. Drive	539110411		6755BR
Drive	532130969		6757BR	Z4217; Z4218			
Deck	532144959		6758BR	Hydro. Drive	539110411		6755BR
YTH1542XPT				Deck Drive	539110410		6810BR
Drive	532130969		6757BR	Z4219; Z4220			
Deck Drive	532144959		6758BR	Hydro. Pump	539110411		6755BR
YTH1842				Deck Drive	539110410		6810BR
Drive	532140294		6434BR	Z4619			
Deck Drive	532174883		6721BR	Hydro. Pump	539110411		6755BR
YTH1848XP				Z4818			
Drive	532140294		6434BR	Deck Drive	539107709		6783BR
Primary	532174368		6649BR	Z4822			
Secondary	532180808		6614BR	Hydro. Drive	539110411		6755BR
YTH1848XPT				Deck Drive	539109243		6785BR
Drive	532130969		6757BR	Z4824			
Deck	532197242		6786BR	Hydro. Pump	539110411		6755BR
YTH1942T				Deck	539109243		6785BR
Deck Drive	532197253		7015BR	Z5426			
YTH2042				Hydro. Pump	539110411		6755BR
Drive	532130969		6757BR	Deck	539110832		6759BR
Deck	532197253		7015BR	ZTH5221; ZTH5222; ZTH5223; ZTH5225			
YTH2046				Pump	539104334		6756BR
Drive	532140294		6434BR	Deck	539104335		6760BR
Primary	532148763		6702BR	ZTH6125; ZTH6126			
Secondary	532144959		6758BR	Pump	539104334		6756BR
YTH2048				Deck	539104336		6761BR
Drive	532140294		6434BR	ZTH7226			
Primary	532174368		6649BR	Pump	539104334		6756BR
Secondary	532174369		6614BR	HUSTLER EXCEL			
YTH2146XP				3500; 3700			
Drive	532130969		6757BR	Deck Drive; W/60" Side Discharge Deck 791988			6906BR
Deck	532405143		6821BR	Deck Drive; W/72" Side Discharge Deck 601715			6859BR
YTH2148				ATZ 27/60			
Drive	532140294		6434BR	Hydro. Pump	781443		6793BR
Primary	532174368		6649BR	Deck Drive; W/Side Discharge	797720		6802BR
Secondary	532180808		6614BR	ATZ 31/72			
YTH2242				Hydro. Pump	601463		6890BR
Drive	532130969		6757BR	Deck Drive	784207		6803BR
Deck Drive	532405143		6821BR	ATZ 35/60			
YTH2242T				Deck Drive	602744		6919BR
Drive	532140218		6811BR	FasTrak 22/48			
Deck	532144959		6758BR	Hydro. Pump	600979		6891BR
YTH2246				Deck Drive	791335		6783BR
Drive	532130969		6757BR	FasTrak 23/54			
Deck	532405143		6821BR	Hydro. Pump	600979		6891BR
YTH2248				Deck Drive	789388		6732BR
Drive	532140294		6434BR	FasTrak 24/60			
Primary	532174368		6649BR	Hydro. Pump	600979		6891BR
Secondary	532180808		6614BR	Deck Drive	782292		6733BR
YTH2348							
Drive	532130969		6757BR				
Deck	532197242		6786BR				

Belts for Riding Mowers

Application	OEM No.	Standard Belts	Premium Belts
HUSTLER EXCEL - Continued			
FasTrak 48"			
Hydro. Pump	600979		6891BR
Deck	791335		6783BR
FasTrak 54"			
Hydro. Pump	600979		6891BR
Deck	789388		6732BR
FasTrak Super Duty 19/36			
Hydro. Pump	602253		6448BR
Deck Drive; 2012 & Older	600726		6684BR
Deck Drive; 2013 & Newer	771824		6923BR
FasTrak Super Duty 19/42			
Hydro. Pump	602253		6448BR
Deck Drive; 2012 & Older	793893		6486BR
Deck Drive; 2013 & Newer	603739		6977BR
FasTrak Super Duty 21/48			
Hydro. Pump	600979		6891BR
Deck Drive	791335		6783BR
FasTrak Super Duty 21/54			
Hydro. Pump	600979		6891BR
Deck Drive	789388		6732BR
FasTrak Super Duty 21/60			
Hydro. Pump	600979		6891BR
Deck Drive	782292		6733BR
FasTrak Super Duty 22/48			
Hydro. Pump	600979		6891BR
Deck Drive	791335		6783BR
FasTrak Super Duty 23.5/54			
Hydro. Pump	600979		6891BR
Deck Drive	789388		6732BR
FasTrak Super Duty 23.5/60			
Hydro. Pump	600979		6891BR
Deck Drive	782292		6733BR
FasTrak Super Duty 36"			
Hydro. Pump	788794		6943BR
Deck	600726		6684BR
FasTrak Super Duty 42"			
Hydro. Pump	788794		6943BR
Deck	600734		6727BR
FasTrak Super Duty 48"			
Hydro. Pump	600979		6891BR
Eng. To Deck	791335		6783BR
FasTrak Super Duty 54"			
Hydro. Pump	600979		6891BR
Deck	789388		6732BR
FasTrak Super Duty 60"			
Hydro. Pump	600979		6891BR
Deck Drive	782292		6733BR
Hustler Mini Z 19/44			
Hydro. Pump	786533		6674BR
Deck Drive	791335		6783BR
Hustler Mini Z 19/52			
Hydro. Pump	786533		6674BR
Deck Drive	789388		6732BR
Hustler Mini Z 20/44			
Hydro. Pump	786533		6674BR
Deck Drive	791335		6783BR
Hustler Mini Z 20/52; Hustler Mini Z 23/52; Hustler Mini Z 24/52			
Hydro. Pump	786533		6674BR
Deck Drive	789388		6732BR
Hustler Sport 17.5/42			
Hydro. Pump	769133		6448BR
Deck Drive	600726		6684BR
Hustler Sport 21/48			
Hydro. Pump	769133		6448BR
Deck Drive	771634		6845BR
Hustler Super Z 24/60			
Hydro. Pump	781443		6793BR
Deck Drive; W/Side Discharge	781310		6844BR

Application	OEM No.	Standard Belts	Premium Belts
HUSTLER EXCEL - Continued			
Hustler Super Z 24/72			
Hydro. Pump	781443		6793BR
Deck Drive; W/Side Discharge	784207		6803BR
Hustler Super Z 25/60			
Hydro. Pump	781443		6793BR
Deck Drive; W/Side Discharge	781310		6844BR
Hustler Super Z 25/72			
Hydro. Pump	781443		6793BR
Deck Drive; W/Side Discharge	784207		6803BR
Hustler Super Z 26/66			
Hydro. Pump	781443		6793BR
Deck Drive	797936		6784BR
Hustler Super Z 27/60			
Hydro. Pump; 2010 & Older	781443		6793BR
Deck Drive; W/Side Discharge; 2010 & Older	781310		6844BR
Hydro. Pump; 2011	602762		6846BR
Deck Drive; W/Side Discharge; 2011	602744		6919BR
Hustler Super Z 28/66; Hustler Super Z 30/66; Hustler Super Z 31/66			
Hydro. Pump	781443		6793BR
Deck Drive	797936		6784BR
Hustler Z 23/52			
Hydro. Pump	781443		6793BR
Deck Drive	782292		6733BR
Hustler Z 23/60; Hustler Z 24/60			
Hydro. Pump	781443		6793BR
Deck Drive	781310		6844BR
Hustler Z 25/52			
Hydro. Pump	781443		6793BR
Deck Drive	782292		6733BR
Hustler Z 25/60			
Hydro. Pump	781443		6793BR
Deck Drive	781310		6844BR
Hustler Z 25/72			
Hydro. Pump	781443		6793BR
Deck Drive	784207		6803BR
Hustler Z 27/52			
Hydro. Pump	781443		6793BR
Deck Drive	782292		6733BR
Hustler Z 27/60			
Hydro. Pump	781443		6793BR
Deck Drive	781310		6844BR
Hustler Z 27/72			
Hydro. Pump	781443		6793BR
Deck Drive	784207		6803BR
Hustler Z Diesel			
Deck Drive; W/54" Deck; W/Side Discharge; 2010 & Older	601525		6882BR
Deck Drive; W/54" Deck; W/Side Discharge; 2011 & Newer	603687		6934BR
Eng. To Deck; W/60" Deck; W/Rear Discharge; 2011 & Newer	602854		6761BR
Blade Drive; W/60" Deck; W/Rear Discharge; 2011 & Newer	603397		6942BR
Blade Drive; W/72" Deck; W/Rear Discharge; 2011 & Newer	603397		6942BR
Hustler Z XR-7 24/60; Hustler Z XR-7 25/60; Hustler Z XR-7 26/60; Hustler Z XR-7 27/60; Hustler Z XR-7 29/60			
Hydro. Pump	781443		6793BR
Deck Drive	797720		6802BR
Mini FasTrak 36"			
Deck	793828		6848BR
Hydro. Pump	793836		6847BR
Mini FasTrak 42"			
Deck	793893		6486BR
Hydro. Pump	793836		6847BR
Raptor 21.5/42			
Deck Drive	793828		6848BR

Belts for Riding Mowers

Application	OEM No.	Standard Belts	Premium Belts
HUSTLER EXCEL - Continued			
Raptor 23/52			
Deck Drive	791988		6906BR
Raptor SD 23/48			
Deck Drive	604830		6785BR
Raptor SD 24/60			
Deck Drive	604711		6597BR
Sport 15/42; Sport 16/42			
Hydro. Pump	769133		6448BR
Deck Drive	600726		6684BR
Sport 16/48; Sport 18/48			
Hydro. Pump	769133		6448BR
Deck Drive	771634		6845BR
Sport 21.5/54; Sport 26/54			
Hydro. Pump	769133		6448BR
Deck Drive	777185		6567BR
Super 104			
Deck - Center	603786		6857BR
Super Mini Z 23/44			
Hydro. Pump	786533		6674BR
Deck Drive	791335		6783BR
Super Mini Z 24/52; Super Mini Z 25/52			
Hydro. Pump	786533		6674BR
Deck Drive	789388		6732BR
Super Z 27/60			
Hydro. Pump; 2012 & Older	602762		6846BR
Deck Drive; W/Side Discharge; 2012 & Older	602744		6919BR
Eng. To Deck; W/Rear Discharge; 2012 & Older	789388		6732BR
Eng. To Deck; W/Rear Discharge; 2013 & Newer	777185		6567BR
Super Z 27/72			
Hydro. Pump; 2012 & Older	602762		6846BR
Deck Drive; W/Side Discharge; 2012 & Older	602747		6921BR
Deck Drive; W/Side Discharge; 2013 & Newer	784207		6803BR
Eng. To Deck; W/Rear Discharge; 2012 & Older	782292		6733BR
Eng. To Deck; W/Rear Discharge; 2013 & Newer	797928		6768BR
Super Z 29/60			
Hydro. Pump	602762		6846BR
Deck Drive; W/Side Discharge	602744		6919BR
Super Z 29/66			
Hydro. Pump	602762		6846BR
Deck Drive; W/Side Discharge	602860		6920BR
Super Z 31/60			
Hydro. Pump	602762		6846BR
Deck Drive; W/Side Discharge	602744		6919BR
Super Z 31/72			
Hydro. Pump	602762		6846BR
Deck Drive; W/Side Discharge	602747		6921BR
Super Z 35/60			
Hydro. Pump; 2012 & Older	602762		6846BR
Deck Drive; W/Side Discharge; 2012 & Older	602744		6919BR
Eng. To Deck; W/Rear Discharge	789388		6732BR
Super Z 35/66			
Hydro. Pump; 2012 & Older	602762		6846BR
Deck Drive; W/Side Discharge; 2012 & Older	602860		6920BR
Deck Drive; W/Side Discharge; 2013 & Newer	602854		6761BR
Super Z 35/72			
Hydro. Pump; 2012 & Older	602762		6846BR
Deck Drive; W/Side Discharge; 2012 & Older	602747		6921BR
Deck Drive; W/Side Discharge; 2013 & Newer	784207		6803BR
Eng. To Deck; W/Rear Discharge	782292		6733BR

Application	OEM No.	Standard Belts	Premium Belts
HUSTLER EXCEL - Continued			
Super Z 37/60			
Hydro. Pump	602762		6846BR
Deck Drive; W/Side Discharge	602744		6919BR
Super Z 37/66			
Hydro. Pump	602762		6846BR
Deck Drive; W/Side Discharge	602860		6920BR
Super Z 37/72			
Hydro. Pump	602762		6846BR
Deck Drive; W/Side Discharge	602747		6921BR
Super Z HD 35/60			
Eng. To Deck; W/Rear Discharge	777185		6567BR
Super Z HD 35/72			
Deck Drive; W/Side Discharge	784207		6803BR
Eng. To Deck; W/Rear Discharge	797928		6768BR
Super Z HD 38/60			
Eng. To Deck; W/Rear Discharge	777185		6567BR
Super Z HD 38/72			
Deck Drive; W/Side Discharge	784207		6803BR
Eng. To Deck; W/Rear Discharge	797928		6768BR
X-One 22/48			
Hydro. Pump; 2012 & Older	602907		6736BR
Hydro. Pump; 2013 & Newer	604858		6697BR
Deck Drive; 2012 & Older	786483		6692BR
Deck Drive; 2013 & Newer	786491		6566BR
X-One 22/54			
Hydro. Pump; 2012 & Older	602907		6736BR
Hydro. Pump; 2013 & Newer	604858		6697BR
X-One 23.5/54			
Hydro. Pump; 2012 & Older	602907		6736BR
Hydro. Pump; 2013 & Newer	604858		6697BR
Deck Drive; W/Side Discharge; 2012 & Older	797928		6768BR
Deck Drive; W/Side Discharge; 2013 & Newer	789388		6732BR
X-One 23.5/60			
Hydro. Pump; 2012 & Older	602907		6736BR
Hydro. Pump; 2013 & Newer	604858		6697BR
Deck Drive; W/Side Discharge; 2013 & Newer	782292		6733BR
Eng. To Deck; W/Rear Discharge; 2012 & Older	777185		6567BR
Eng. To Deck; W/Rear Discharge; 2013 & Newer	784322		6779BR
Blade Drive; W/Rear Discharge	603397		6942BR
X-One 24/48; X-One 25/48			
Hydro. Pump	602907		6736BR
Deck Drive	786483		6692BR
X-One 26/54			
Hydro. Pump	602907		6736BR
Deck Drive	797928		6768BR
X-One 26/60			
Hydro. Pump	602907		6736BR
X-One 27/54			
Hydro. Pump; 2012 & Older	602907		6736BR
Hydro. Pump; 2013 & Newer	604858		6697BR
Deck Drive; W/Side Discharge; 2012 & Older	797928		6768BR
Deck Drive; W/Side Discharge; 2013 & Newer	789388		6732BR
X-One 27/60			
Hydro. Pump; 2012 & Older	602907		6736BR
Hydro. Pump; 2013 & Newer	604858		6697BR
Deck Drive; W/Side Discharge; 2013 & Newer	782292		6733BR
X-One 29/60			
Hydro. Pump	602907		6736BR
Deck Drive	782292		6733BR
X-One 31/60			
Hydro. Pump	602907		6736BR
X-One i 22/52			
Hydro. Pump	788794		6943BR
Deck Drive	789388		6732BR

Lawn & Garden Equipment

Belts for Riding Mowers

Application	OEM No.	Standard Belts	Premium Belts
HUSTLER EXCEL - Continued			
X-One i 23.5/60			
Hydro. Pump	788794		6943BR
Deck Drive	782292		6733BR
Z4			
Pump Drive	601947		6735BR
Deck Drive; W/60" Deck	602078		6878BR
Deck Drive; W/48" Deck	786483		6692BR
INGERSOLL			
80XC; 80XE; 80XI; 80XM			
Eng. To Deck	C24342		6836
Traction	C24342		6836
108YT			
P.T.O.	C19171		6833
Trans.; Ser. No. 14084846 & Before	C29878		6880
Trans.; Ser. No. 14084847 & After	C29699		6884
114YT			
P.T.O.	C19171		6833
Trans.; Ser. No. 14087759 & Before	C29878		6880
Trans.; Ser. No. 14087760 & After	C29699		6884
116YT			
P.T.O.	C19171		6833
Trans.; Ser. No. 14089590 & Before	C29878		6880
Trans.; Ser. No. 14089591 & After	C29699		6884
220; 222			
Deck; W/G-40 Deck	C23810		6869
Deck; W/G-44 Deck	C22707		6876
Deck; W/G-46 Deck	C22708		6880
Deck; W/H-40 Deck	C23810		6869
Deck; W/H-44 Deck	C22707		6876
Deck; W/H-46 Deck	C22708		6880
Drive; W/G-40 Deck	C23805		6866
Drive; W/G-44 Deck	C23804		6867
Drive; W/G-46 Deck	C23804		6867
Drive; W/H-40 Deck	C23807		6864
Drive; W/H-44 Deck	C23807		6864
Drive; W/H-46 Deck	C23708		6864
444			
Deck; W/F-44 Deck	C23811		3V750
Deck; W/F-46 Deck	C22708		6880
Deck; W/G-44 Deck	C22707		6876
Deck; W/G-46 Deck	C22708		6880
Deck; W/H-40 Deck	C23810		6869
Deck; W/H-44 Deck	C22707		6876
Deck; W/H-46 Deck	C22708		6880
Deck; W/J-40, K-40 Deck	C23810		6869
Deck; W/J-44, J-45, K-44, K-45 Deck	C22707		6876
Deck; W/J-46, K-46 Deck	C22708		6880
Drive; W/F-46 Deck	C23810		6869
Drive; W/G-44 Deck	C23806		6870
Drive; W/G-46 Deck	C23806		6870
Drive; W/H-40 Deck	C23809		6870
Drive; W/H-44 Deck	C23809		6870
Drive; W/H-46 Deck	C23809		6870
Drive; W/J-40, K-40 Deck	C23359		6871
Drive; W/J-44, J-45, K-44, K-45 Deck	C23359		6871
Drive; W/J-46, K-46 Deck	C23359		6871
446; 448			
Deck; W/J-40, K-40 Deck	C23810		6869
Deck; W/J-44, J-45, K-44, K-45 Deck	C22707		6876
Deck; W/J-46, K-46 Deck	C22708		6880
Drive; W/J-40, K-40 Deck	C23359		6871
Drive; W/J-44, J-45, K-44, K-45 Deck	C23359		6871
Drive; W/J-46, K-46 Deck	C23359		6871
808			
Deck	C24349		6873
810			
Deck	305698		6873
1112H			
Deck			6978
3010; 3012			
Eng. To Deck	C23358		6750BR

Application	OEM No.	Standard Belts	Premium Belts
INTERNATIONAL			
Cadet 55			
Blade	488077R1		6848
Forward	549108R1		6838
Cadet 60			
Blade	488077R1		6848
Forward	487994R1		6837
Mower	488082R1		6852
Reverse	487996R1		6835
Cadet 70			
Drive; W/36 5/8" Belt O.C.	214878R1		7360
Drive; W/38", 42", 48" Deck	490489R2		6513BR
Gen.	376230R1		3V315
Hyd. Pump	386160R1		7330
Cadet 71			
Drive	214878R1		7360
Gen.	376230R1		3V315
Hyd. Pump	386160R1		7330
Cadet 72			
Drive	214878R1		7360
Gen.	401960R1		7320
Cadet 73			
Gen.	401960R1		7320
Cadet 76			
Clutch	549821R1		6831
Drive	549822R1		6868
Cadet 80			
Clutch	61083C1		6832
Drive	56235C1		6868
Cadet 81			
Drive	56235C1		6868
Cadet 86			
Drive; W/38", 42", 48" Deck	490489R2		6513BR
Gen.	401960R1		7320
Cadet 100; Cadet 102; Cadet 104; Cadet 105; Cadet 106; Cadet 107; Cadet 108; Cadet 109; Cadet 122			
Gen.	376230R1		3V315
Hyd. Pump	386160R1		7330
Cadet 123			
Drive; W/38", 42", 48" Deck	490489R2		6513BR
Gen.	376230R1		3V315
Hyd. Pump	386160R1		7330
Cadet 124; Cadet 125; Cadet 126; Cadet 127; Cadet 128; Cadet 129			
Gen.	376230R1		3V315
Hyd. Pump	386160R1		7330
Cadet 147; Cadet 149			
Gen.	401960R1		7320
Hyd. Pump	386160R1		7330
Cadet 169			
Drive; W/38", 42", 48" Deck	490489R2		3V800
Gen.	401960R1		7320
Hyd. Pump	386160R1		7330
Cadet 182			
Eng. To Deck	132407C1		6869
Eng. To J.S.	132013C1		6830
J.S. To Trans.	549822R1		6868
Cadet 282			
Eng. To Deck	132407C1		6869
Eng. To J.S.	61083C1		6832
J.S. To Trans.	61084C1		6859
Cadet 382			
Eng. To Deck	132407C1		6869
Eng. To J.S.	132013C1		6830
J.S. To Trans.	549822R1		6868
Cadet 482			
Trans.	126496C1		6833
Cadet 982			
P.T.O.	140080C1		6832

Belts for Riding Mowers

Application	OEM No.	Standard Belts	Premium Belts
INTERNATIONAL - Continued			
Cub			
Drive	376230R1		3V315
Fan	251428R1		TR24315
Cub Lo Boy 154; Cub Lo Boy 184; Cub Lo Boy 185			
Fan & Gen.	527621R1		7480
J.C. PENNEY CO.			
850-5992			
Cross Deck	37X66		6475BR
Deck	37X70		6603BR
Drive	37X61		6452BR
870-0742			
Cross Deck	37X66		6475BR
Deck; Model No. 44620X25B	37X70		6603BR
Drive	37X61		6452BR
JACOBSEN			
70" Trimmer			
Eng. To Hydro.	336263		6825
P.T.O.	336262		6832
110			
Intermediate Pulley To J.S.	336219		6830
Mower Deck	390008		6847
1200			
Drive	330559		6946
1650			
P.T.O. To Deck	328892		6883
1962			
Hyd. Pump; W/Diesel Eng.	3001869		6944
Hyd. Pump; W/Gas Eng.	336481		6943
42602			
Blade	311496		6857
Differential	311419	2280	6828
Gen.	312529	1240	6724
42620; 42622; 42625; 42627			
Blade	331846	2510	6851
Traction	331672	2480	6848
42635			
Blade	546343		6852
Eng. To Variator	546341		6925
Variator	546342		6931
42636; 42638; 42641; 42642; 42650; 42651			
Drive	330463		6876
43002			
Blade	331847		6848
Traction	331672	2480	6848
43026; 43027; 43029; 43031; 43032; 43034; 43036; 43037; 43042; 43043			
Drive	330463		6876
53028; 53032			
Gen.	315402		6832
Trans.			6978
53033; 53034			
Gen.; W/32" Belt O.C.	315402		6832
Gen.; W/35" Belt O.C.	326227		7350
Trans.	342660		6977
53035; 53036; 53037; 53038; 53039; 53050			
Gen.	326227		7350
Trans.	342660		6977
53070			
Gen.	315402		6832
53074			
Gen.; W/32" Belt O.C.	315402		6832
Gen.; W/35" Belt O.C.	326227		7350
Trans.	342660		6977
53077			
Gen.	326227		7350
Trans.	342660		6977

Application	OEM No.	Standard Belts	Premium Belts
JACOBSEN - Continued			
53080; 53082			
Gen.	326227		7350
Trans.	343359		6972
53088			
Gen.	326227		7350
Trans.	342660		6977
53090; 53092			
Gen.	326227		7350
Trans.	343359		6972
53100; 53101; 53105; 53106; 53107; 53108			
P.T.O.	332051		6829
Traction	329184	2840	6884
53130			
P.T.O.	332051		6829
Traction	328825		6884
53132			
P.T.O.	332051		6829
53145; 53146			
P.T.O.	332051		6829
Trans.	329184	2840	6884
53147			
Blade	329193		6890
Eng. To J.S.	332051		6829
J.S. To Trans.	329184	2840	6884
53148			
Blade	328821		6883
Deck	390008		6847
Eng. To J.S.	336219		6830
J.S. To Trans.	329184	2840	6884
53151			
P.T.O.	329184		6830
Trans.	329184	2840	6884
53200; 53215			
Gen.	326227		7350
53245; 53259; 53260			
Gen.	326227		7350
Trans.	343359		6972
233431			
Front Reel	314600		6966
P.T.O.	325983	3280	
Belt; W/33" Belt O.C.	325984		6933
1240287			
Eng. To Deck; W/14 H.P. Eng.	JA992251		6864
1240670			
Eng. To Deck; W/18 H.P. Eng.	JA992251		6864
Chief LT			
Belt; W/29" Belt O.C.	332051		6829
Belt; W/30" Belt O.C.	336219		6830
Blade; W/82" Belt O.C.; W/42" Rotary Mower	328821		6882
Blade; W/83" Belt O.C.; W/42" Rotary Mower	328892		6883
Drive; W/45" Belt O.C.	329205		6845
Drive; W/34" Rotary Mower	329193		6890
Drive; W/42" Rotary Mower	390008		6847
P.T.O.	390188		6844
Traction	330447		6867
Commercial 60"			
Eng. To Hyd. Pump	333719		6962
Commercial 72"			
Eng. To Hyd. Pump	333719		6962
P.T.O.	336488		6943
Traction	336481		6943
G-4X4			
Fan & Alt.	REM1415		7420
P.T.O.			▲9525HD
G-20D			
Fan & Alt.	1687531M1		▲9525HD
G-Plex III			
Blade Drive	365235		6678BR

▲ Standard Belt May Also Be Available.

Belts for Riding Mowers

Lawn & Garden Equipment

Application	OEM No.	Standard Belts	Premium Belts
JACOBSEN - Continued			
Greens King			
Blade Drive	365235		6678BR
Hyd. Pump	332111		6844
GT			
Auger	392410		6841
Blade; W/50" Rotary Mower	330503		6897
Blade; W/60" Rotary Mower	392397		B112
Drive; W/35" Belt O.C.	330599		6835
Drive; W/35 1/2" Belt O.C.	326227		3V355
Mower; W/50" Rotary Mower	328892		6883
Trans.	330559		6946
HF-5D			
W.P., Idler & J.S.	337854		7450
HF-15			
Fan & Alt.	390324		▲9545HD
Hustler 400			
Fan & Alt.	039289		7340
Gov.	039271		7417
Hydro Turf King			
Axle	330790		6836
Clutch; W/26" Belt O.C.	311649	3260	6926
Clutch; W/28" Belt O.C.	325983	3280	
Drive	314600		6966
Gen.	326227		3V355
Hydro.	335856		6839
Trans.	325984		6933
Javelin 26"			
Differential	311419		6828
Starter	312529		6724
Javelin Mark II; Javelin Mark III			
Drive	330463		6876
JR830; JR1030E; JR1230E			
Deck	JA991488		6873
Drive	JA990738		6852
LF100			
Fan & W.P.	337442		7430
LF128			
Alt. & W.P.			7375
LF3810			
Alt.			7385
Mowmobile 48"			
Blade To Blade	310538	3360	6936
Eng.	311649	3260	6926
Gen.	310917	2350	6835
Idler	311650		6933
Olympia; Olympic			
Brake	331984	2160	
Blade; W/48" Belt O.C.	331847	2480	6848
Blade; W/51" Belt O.C.	331846	2510	6851
Traction	331672	2480	6848
ST5111			
Fan & Alt.	REMF6415		▲9425HD
T428D			
Alt. & W.P.	JB306A		7300
T445G			
Alt. & W.P.			7375
Turf Blazer 422			
Fan & Alt.			7355
Turf Groomer			
Auger	327161		C85
Turf King			
Axle	330790		6836
Clutch; W/26" Belt O.C.	311649	3260	6926
Clutch; W/28" Belt O.C.	325983	3280	
Drive	314600		6966
Gen.	326227		3V355
Hydro.	335856		6839
Trans.	325984		6933
Turf King 76"			
Axle; Late	330790		6836

Application	OEM No.	Standard Belts	Premium Belts
JACOBSEN - Continued			
Turf King 76" - Continued			
Countershaft; Early	312571	3290	6929
Countershaft; W/29" Belt O.C.; Late	312571	3290	6929
Countershaft; W/66" Belt O.C.; Late	314600		6966
Differential; Late	325984	3330	6933
Differential; W/32" Belt O.C.; Early	312795		6932
Differential; W/33" Belt O.C.; Early	311650		6933
Eng.; Late	311649	3260	6926
Eng.; W/25" Belt O.C.; Early	312796		6925
Eng.; W/26" Belt O.C.; Early	311649	3260	6926
Gen.; Late	326227		3V355
Hydro.; Late	335856		6839
Reel Drive; Late	335832		6838
Turf King 84"			
Axle	330790		6836
Countershaft; W/29" Belt O.C.	312571	3290	6929
Countershaft; W/66" Belt O.C.	314600		6966
Differential	325984	3330	6933
Eng.	311649	3260	6926
Gen.	326227		3V355
Hydro.	335856		6839
Reel Drive	335832		6838
UT32017; UT32020; UT32021; UT32022			
Deck	JA991488		6873
Drive	JA990738		6852
YT14; YT15; YT16; YT18			
Eng. To Deck	JA992251		6864
JARI			
N Poweride			
Eng. To J.S.	N1133	3580	6958
JOHN DEERE			
55 Riding Mower; 56			
Blade	M44498		6860
Traction	M44483		6848
57			
Blade	M45863		6856
Deck	M45862		6847
Traction	M44483		6848
60 Lawn Tractor			
Primary	M43489		6857
Secondary	M41592		6840
65 Lawn Tractor			
Blade	M44498		6860
Traction	M44483		6848
66			
Blade	M80386		6864
Traction	M82167		6851
68			
Blade	M49920		6899
Traction	M82167		6851
70 Lawn Tractor			
Primary	M43489		6857
Secondary	M41592		6840
85-086			
Primary; W/11 H.P. Eng.	M89112		6463BR
90; 96			
Drive; Ser. No. 10000 & Before	M46758		6836
Drive; W/Electric Start; Ser. No. 10001 & After	M41592		6840
Drive; W/O Electric Start; Ser. No. 10001 & After			6840
100			
Primary	M43489		6857
Secondary	M41592		6840
102			
Deck Drive	GX20072		6651BR
Traction	GX22036		6757BR
108			
Drive	M83837		6463BR
Primary J.S.; W/970 Deck	M88184		6735BR

▲ Standard Belt May Also Be Available.

Belts for Riding Mowers

Application	OEM No.	Standard Belts	Premium Belts
JOHN DEERE - Continued			
108 - Continued			
Secondary J.S.; W/762, 970 Deck; W/66" Belt O.C.M82462			6743BR
Spindle; W/762 Deck; W/39" Belt O.C.M82461			6839
110			
Blade To Blade; W/38", 39", 47" Deck ...M40223			6532BR
Gen.; Ser. No. 100000 & BeforeM41335			6732
Hyd.; Ser. No. 100000 & BeforeM41341			7330
Primary; Ser. No. 100000 & BeforeM40015			6935
Primary; Ser. No. 100001 & AfterM82258			6940
Pump Drive; Ser. No. 100001 Thru 250000; W/Kohler Eng.M44113			7419
Pump Drive; Ser. No. 100001 Thru 250000; W/Tecumseh Eng.M43106			7390
Secondary; Ser. No. 100000 & Before ...M44121			6502BR
Secondary; Ser. No. 100001 & AfterM44121			6502BR
Secondary; Ser. No. 100,000 & Before ...M77988			6683BR
110H			
Gen.; Ser. No. 100000 & BeforeM41335			6732
Hyd.; Ser. No. 100000 & BeforeM41341			7330
Primary; Ser. No. 100000 & BeforeM40015			6935
Primary; Ser. No. 100001 & AfterM82258			6940
Pump Drive; Ser. No. 100001 Thru 250000; W/Kohler Eng.M44113			7419
Pump Drive; Ser. No. 100001 Thru 250000; W/Tecumseh Eng.M43106			7390
Secondary; Ser. No. 100000 & Before ...M44121			6502BR
Secondary; Ser. No. 100001 & AfterM44121			6502BR
Secondary; Ser. No. 100,000 & Before ...M77988			6683BR
111			
DriveM83837			6463BR
Primary J.S.; W/970 DeckM88184			6735BR
Secondary J.S.; W/762, 970 Deck; W/66" Belt O.C.M82462			6743BR
Spindle; W/762 Deck; W/39" Belt O.C.M82461			6839
111H			
DriveM84075			6672BR
Primary J.S.; W/970 DeckM88184			6735BR
Secondary J.S.; W/762, 970 Deck; W/66" Belt O.C.M82462			6743BR
P.T.O.M82362			6463BR
Spindle; W/762 Deck; W/39" Belt O.C.M82461			6839
112			
Blade To Blade; W/38", 39", 47" Deck ...M40223			6532BR
Gen.; Ser. No. 100000 & BeforeM41335			6732
P.T.O.; Ser. No. 100000 & BeforeM40757			6877
Primary; Ser. No. 100001 & AfterM82258			6940
Pump Drive; Ser. No. 100001 Thru 250000; W/Kohler Eng.M44113			7419
Pump Drive; Ser. No. 100001 Thru 250000; W/Tecumseh Eng.M43106			7390
Secondary; Ser. No. 100001 & AfterM44121			6502BR
Secondary; Ser. No. 100000 & Before ...M77988			6683BR
112H			
Gen.; Ser. No. 100000 & BeforeM41335			6732
P.T.O.; Ser. No. 100000 & BeforeM40757			6877
Primary; Ser. No. 100001 & AfterM82258			6940
Pump Drive; Ser. No. 100001 Thru 250000; W/Kohler Eng.M44113			7419
Pump Drive; Ser. No. 100001 Thru 250000; W/Tecumseh Eng.M43106			7390
Secondary; Ser. No. 100001 & AfterM44121			6502BR
Secondary; W/46" DeckM77988			6683BR
112L			
DriveM82734			6879
Primary J.S.; W/970 DeckM82734			6834
Primary; W/970 DeckM77988			6683BR
Secondary J.S.; W/970 DeckM82462			6743BR
115			
Deck DriveGX20072			6651BR
TractionGX20006			6690BR
116			
Drive; Ser. No. 285000 & BeforeM83837			6463BR
Drive; Ser. No. 285001 & AfterM86996			6887
Primary; W/1170 Deck; W/62" Belt O.C. M84223			6862

Application	OEM No.	Standard Belts	Premium Belts
JOHN DEERE - Continued			
116 - Continued			
Primary; W/970 Deck; W/59" Belt O.C. ...M84365			6859
Primary; W/970 Deck; W/60" Belt O.C. ...M88184			6735BR
Secondary; W/1170 Deck; W/102" Belt O.C.M84136			A100
Secondary; W/970 Deck; W/66" Belt O.C.M82462			6743BR
116H			
DriveM84075			6672BR
Primary; W/1170 Deck; W/62" Belt O.C. M84223			6862
Primary; W/970 Deck; W/59" Belt O.C. ...M84365			6859
Primary; W/970 Deck; W/60" Belt O.C. ...M88184			6735BR
Secondary; W/1170 Deck; W/102" Belt O.C.M84136			A100
Secondary; W/970 Deck; W/66" Belt O.C.M82462			6743BR
120			
Belt; W/41" DeckM40757			6877
Belt; W/48" DeckM41668			6533BR
Deck Drive; W/48" DeckM82718			6713BR
P.T.O.; W/35" Belt O.C.AM32172			6835
P.T.O.; W/36" Belt O.C.AM32636			6836
P.T.O.; W/41" Belt O.C.M43795			6841
Primary; W/83" Belt O.C.M45998			6883
Primary; W/86" Belt O.C.M45254			6886
125 Riding Mower			
Deck DriveGX20072			6651BR
TractionGX20006			6690BR
130			
Eng. To BladeM90958			6855
Eng. To Trans.M40757			6877
TractionM86996			6887
135			
Deck DriveGX20072			6651BR
TractionGX20006			6690BR
140			
Belt; W/41" DeckM40757			6877
Belt; W/48" DeckM41668			6533BR
Deck Drive; W/48" DeckM82718			6713BR
P.T.O.; W/35" Belt O.C.AM32172			6835
P.T.O.; W/36" Belt O.C.AM32636			6836
P.T.O.; W/41" Belt O.C.M43795			6841
Primary; W/83" Belt O.C.M45998			6883
Primary; W/86" Belt O.C.M45254			6886
145; 155C			
TractionGX20006			6690BR
Deck Drive; W/48" DeckGX21833			6686BR
160			
PrimaryM77988			6683BR
Blade; W/38" DeckM82462			6743BR
Blade; W/46" DeckM84136			A100
Drive; W/38" DeckM82734			6860
Drive; W/46" DeckM91147			6863
Eng. To J.S.M91147			6863
Trans.M83837			6463BR
165			
Primary; W/970 38" Deck; W/60" Belt O.C.M82734			6860
Secondary; W/970 38" Deck; W/66" Belt O.C.M82462			6743BR
Traction; W/79" Belt O.C.M84075			6672BR
Primary; W/970 38" Deck; Ser. No. 420001 & AfterM82734			6860
Secondary; W/970 38" Deck; Ser. No. 420001 & AfterM82462			6866
Traction; W/87" Belt O.C.; Ser. No. 420001 & AfterM86996			6887
170 Riding Mower			
Primary; W/38" Deck; Ser. No. 420001 & AfterM77988			6683BR
Secondary; W/38" DeckM82462			6743BR
Primary; W/46" DeckM91147			6863
Secondary; W/46" DeckM84136			A100
Trans.M86996			6627BR

Belts for Riding Mowers

Application	OEM No.	Standard Belts	Premium Belts
JOHN DEERE - Continued			
175			
Primary; W/970 Deck; W/60" Belt O.C.	M82734	6860	
Primary; W/970 Deck; W/61" Belt O.C.	M77988	6683BR	
Primary; W/970 Deck; W/80" Belt O.C.	M73223	6880	
Primary; W/1170 Deck	M91147	6863	
Secondary; W/970 Deck; W/66" Belt O.C.	M82462	6743BR	
Secondary; W/1170 Deck	M84136	A100	
Traction; W/78 1/2" Belt O.C.	M84075	6672BR	
Traction; Ser. No. 475000 & Before	M89832	6637BR	
Traction; Ser. No. 475001 & After	M73223	6880	
Trans.	M86996	6887	
180			
Primary; W/38" Deck	M77988	6683BR	
Secondary; W/38" Deck	M82462	6743BR	
Primary; W/46" Deck	M91147	6863	
Secondary; W/46" Deck	M84136	A100	
Trans.	M86996	6627BR	
185			
Primary; W/38" Deck	M77988	6683BR	
Primary; W/46" Deck	M91147	6863	
Secondary; W/38" Deck	M82462	6743BR	
Secondary; W/46" Deck	M84136	A100	
Drive; W/79 1/3" Belt O.C.	M89832	6637BR	
Drive; W/78 1/2" Belt O.C.	M84075	6672BR	
190C			
Traction	GX21986	6627BR	
Deck Drive	GX21395	6769BR	
200			
Hyd. Pump	M48520	6825	
Primary	M47766	6508BR	
Traction; W/40" Belt O.C.	M82258	6940	
Traction; W/68" Belt O.C.	M44121	6502BR	
Traction; W/74" Belt O.C.	M43820	6914BR	
208			
Primary	M47766	6508BR	
Traction; W/40" Belt O.C.	M82258	6940	
Traction; W/68" Belt O.C.	M44121	6502BR	
Traction; W/74" Belt O.C.	M43820	6914BR	
210; 212; 214			
Hyd. Pump	M48520	6825	
Primary	M47766	6508BR	
Traction; W/40" Belt O.C.	M82258	6940	
Traction; W/68" Belt O.C.	M44121	6502BR	
Traction; W/74" Belt O.C.	M43820	6914BR	
216			
Hyd. Pump	M48520	6825	
Primary	M47766	6508BR	
Tiller Attachment	M81805	6849	
Traction; W/40" Belt O.C.	M82258	6940	
Traction; W/68" Belt O.C.	M44121	6502BR	
Traction; W/74" Belt O.C.	M43820	6914BR	
240; 245; 260			
Primary; W/38" Deck	M73478	6859	
Primary; W/46" Deck	M84223	6862	
Primary; W/48" Deck	M77988	6683BR	
Secondary; W/38" Deck	M82462	6743BR	
Secondary; W/46" Deck	M84136	A100	
Secondary; W/48" Deck	M110313	6650BR	
Traction; W/74" Belt O.C.	M71135	6874	
Traction; W/84" Belt O.C.	M71026	6884	
265			
Primary; W/46" Deck	M84223	6862	
Secondary; W/46" Deck	M84136	A100	
Primary; W/48" Deck	M77988	6683BR	
Secondary; W/48" Deck	M110313	6650BR	
Traction	M71135	6874	
285			
Primary; W/46" Deck; Ser. No. 010417 & Before	M84223	6862	
Primary; W/46" Deck; Ser. No. 010418 & After	M95861	6861	
Primary; W/48" Deck	M77988	6683BR	
Primary; W/50" Deck	M84223	6862	

Application	OEM No.	Standard Belts	Premium Belts
JOHN DEERE - Continued			
285 - Continued			
Secondary; W/46" Deck	M84136		A100
Secondary; W/48" Deck	M110313		6650BR
Traction	M71135		6874
300 Hydro			
Deck Drive	M82718		6713BR
P.T.O.	M43795		6841
312; 314			
Deck Drive; W/48" Deck	M82718		6713BR
P.T.O.	M43795		6841
316			
Deck Drive; W/48" Deck; Ser. No. 095000 & Before	M82718		6713BR
Deck Drive; W/48" Deck; Ser. No. 285001 & After	M119872		6710BR
Primary	M89090		5701
P.T.O.; Ser. No. 095000 & Before	M43795		6841
P.T.O.; Ser. No. 285001 & After	M86060		6843
317			
Deck Drive; W/48" Deck; Ser. No. 095000 & Before	M82718		6713BR
Deck Drive; W/48" Deck; Ser. No. 095001 & After	M119872		6710BR
P.T.O.	M82720		6845
318			
Deck Drive; W/48" Deck; Ser. No. 095000 & Before	M82718		6713BR
Deck Drive; W/48" Deck; Ser. No. 285001 & After	M119872		6710BR
Primary	M89090		5701
P.T.O.; W/43" Belt O.C.	M86060		6843
P.T.O.; W/90" Belt O.C.	M82718		6713BR
Belt; W/98" Belt O.C.	M41668		6533BR
320 Lawn Tractor			
Primary; W/48" Deck	M77988		6683BR
Secondary; W/48" Deck	M110313		6650BR
Snow Thrower Attachment	PT2303		6737
Traction	M71135		6874
322			
Blade To Blade	M119685		B101
Drive	M119871		6524BR
Fan; W/34 5/8" Belt O.C.	M800048		7340
Fan; W/36 5/8" Belt O.C.	M1900T		7360
Gen.	M1862T		7250
Primary; W/107" Belt O.C.	M89111		68107
Primary; W/108" Belt O.C.	M71730		6379
325			
Primary; W/38" Deck	M117608		6915BR
Secondary; W/38" Deck	M82462		6743BR
Primary; W/44" Deck	M119696		6863BR
Secondary; W/44" Deck	M115776		6805BR
Primary; W/48" Deck	M143019		6655BR
Secondary; W/48" Deck	M154958		6650BR
Primary; W/54" Deck	M143019		6655BR
Secondary; W/54" Deck	M118685		6843BR
330 Lawn Tractor			
Blade To Blade	M119685		B101
Drive	M119871		6524BR
Fan; W/34 5/8" Belt O.C.	M800048		7340
Fan; W/36 5/8" Belt O.C.	M1900T		7360
Gen.	M1862T		7250
Primary; W/107" Belt O.C.	M89111		68107
Primary; W/108" Belt O.C.	M71730		6379
332			
Fan; W/34 5/8" Belt O.C.	M800048		7340
Fan; W/36 5/8" Belt O.C.	M1900T		7360
Primary; W/48" Deck	M119871		6524BR
Secondary; W/48" Deck	M119685		B101
Gen.	M1862T		7250
Primary; W/50" Deck	M89112		6463BR
Secondary; W/50" Deck	M41668		6533BR
345			
Primary; W/38" Deck	M117608		6915BR
Secondary; W/38" Deck	M82462		6743BR

Belts for Riding Mowers

Application	OEM No.	Standard Belts	Premium Belts
JOHN DEERE - Continued			
345 - Continued			
Primary; W/44" Deck	M119696		6863BR
Secondary; W/44" Deck	M115776		6805BR
Primary; W/48" Deck	M143019		6655BR
Secondary; W/48" Deck	M154958		6650BR
Primary; W/54" Deck	M143019		6655BR
Secondary; W/54" Deck	M118685		6843BR
355D			
Primary; W/38" Deck	M117608		6915BR
Secondary; W/38" Deck	M82462		6743BR
Primary; W/44" Deck	M119696		6863BR
Secondary; W/44" Deck	M115776		6805BR
Primary; W/48" Deck	M143019		6655BR
Secondary; W/48" Deck	M154958		6650BR
Deck Drive; W/54" Deck	M112269		6724BR
400 Hydro			
P.T.O.	AM35380		6841
415			
Fan	M800048		7340
420 Lawn Tractor			
Fan	M3055T		TR22358
Gen.	M1862T		7250
P.S.; Ser. No. 131818 Thru 158074	T10552T		7312
P.S.; Ser. No. 158075 & After	T12267T		7335
P.T.O.	AM35380		6841
425 Lawn Tractor			
Fan	M97340		6733
P.T.O.	AM35380		6841
Deck Drive; W/48" Deck	M112268		6694BR
Deck Drive; W/54" Deck	M112269		6724BR
Deck Drive; W/60" Deck	M120381		6695BR
430 Lawn Tractor			
Fan	M3055T		TR22358
Gen.	M1862T		7250
P.S.; Ser. No. 131818 Thru 158074	T10552T		7312
P.S.; Ser. No. 158075 & After	T12267T		7335
P.T.O.	AM35380		6841
445			
Fan	M97340		6733
P.T.O.	AM35380		6841
W.P.	M800347		7360
Deck Drive; W/48" Deck	M112268		6694BR
Deck Drive; W/54" Deck	M112269		6724BR
Deck Drive; W/60" Deck	M120381		6695BR
524			
Auger	PT9739		6841
Forward	M81036		6833
Reverse	M81037		6832
Traction	PT9738		6731
636M			
Hydro Drive	TCU37189		6819BR
Deck Drive	TCU37206		6838BR
647A			
Deck Drive; Ser. No. 030000 & Before	TCU17497		6589BR
648M			
Hydro Drive	TCU37189		6819BR
Eng. To Deck	TCU34229		6840BR
Blade Drive	TCU34217		6822BR
648R			
Hydro Drive	TCU34214		6837BR
Eng. To Deck	TCU34229		6840BR
Blade Drive	TCU34217		6822BR
652B			
Hydro Drive	TCU34214		6837BR
Eng. To Deck	TCU34219		6866BR
Blade Drive	TCU34215		6823BR

Application	OEM No.	Standard Belts	Premium Belts
JOHN DEERE - Continued			
652M			
Hydro Drive	TCU37189		6819BR
Blade Drive	TCU34215		6823BR
652R			
Hydro Drive	TCU34214		6837BR
Eng. To Deck	TCU34219		6866BR
Blade Drive	TCU34215		6823BR
657A			
Deck Drive; Ser. No. 030000 & Before	TCU18117		6596BR
Deck Drive; Ser. No. 030001 Thru 070000	TCU19456		6786BR
Deck Drive; Ser. No. 070001 & After	TCU29856		6845BR
661R			
Hydro Drive	TCU34214		6837BR
Eng. To Deck	TCU34218		6856BR
Blade Drive	TCU34216		6855BR
667A			
Deck Drive; Ser. No. 030000 & Before	TCU18602		6692BR
Deck Drive; Ser. No. 030001 & After	TCU14356		6787BR
717A			
Hydro Drive	TCU20002		6697BR
Deck Drive	TCU18602		6692BR
Blower	TCU21814		6691BR
727A			
Hydro Drive	TCU20002		6697BR
Blower	TCU21814		6691BR
737; 757			
Hydro Pump; Ser. No. 030000 & Before	TCU12829		K060620
Hydro Pump; Ser. No. 030001 & After	TCU16026		6929BR
Mule Drive; Ser. No. 30000 & Before	TCU13195		6688BR
Mule Drive; Ser. No. 030001 & After	TCU16907		6665BR
Deck Drive; W/54" Deck	TCU13196		6946BR
Deck Drive; W/60" Deck	TCU13198		6616BR
777; 797			
Eng. Fan	M147344		7335
Hydro Drive; Ser. No. 020000 & Before	TCU16841		6699BR
Hydro Drive; Ser. No. 020001 & After	TCU16026		6929BR
Mule Drive	TCU16495		6867BR
Deck Drive; W/60" Deck	TCU13198		6616BR
Deck Drive; W/72" Deck	TCU16036		6762BR
997 Z-TRAK Diesel			
W.P.; Ser. No. 030000 & Before	M809983		▲9400HD
W.P.; Ser. No. 030001 & After	RG60874		▲9400HD
Deck Drive; W/72" Deck; Ser. No. 055001 & After	TCU16036		6762BR
1420			
W.P.; Ser. No. 060000 & Before	M811284		7360
W.P.; Ser. No. 060001 & After	M800347		7360
Deck Drive; W/60" Side Discharge			
Deck; Ser. No. 060000 & Before	TCU12497		6783BR
Deck Drive; W/60" Side Discharge			
Deck; Ser. No. 060001 & After	TCU21054		6745BR
Deck Drive; W/72" Side Discharge			
Deck; Ser. No. 060000 & Before	TCU12440		6762BR
Deck Drive; W/62" Rear Discharge Deck	TCU14356		6787BR
1435			
W.P.; Ser. No. 060000 & Before	M811284		7360
W.P.; Ser. No. 060001 & After	M805011		▲9375HD
Deck Drive; W/60" Side Discharge			
Deck; Ser. No. 060000 & Before	TCU12497		6783BR
Deck Drive; W/60" Side Discharge			
Deck; Ser. No. 060001 & After	TCU21054		6745BR
Deck Drive; W/72" Side Discharge			
Deck; Ser. No. 060000 & Before	TCU12440		6762BR
Deck Drive; W/62" Rear Discharge Deck	TCU14356		6787BR
1445			
W.P.; Ser. No. 040000 & Before	M805441		▲9385HD
W.P.; Ser. No. 040001 & After	RG60874		▲9400HD
Deck Drive; W/60" Side Discharge			
Deck; Ser. No. 060000 & Before	TCU12497		6783BR
Deck Drive; W/60" Side Discharge			
Deck; Ser. No. 060001 & After	TCU21054		6745BR
Deck Drive; W/72" Side Discharge			
Deck; Ser. No. 060000 & Before	TCU12440		6762BR

▲ Standard Belt May Also Be Available.

Belts for Riding Mowers

Application	OEM No.	Standard Belts	Premium Belts	Application	OEM No.	Standard Belts	Premium Belts
JOHN DEERE - Continued				JOHN DEERE - Continued			
1445 - Continued				D100			
Deck Drive; W/62" Rear Discharge DeckTCU14356			6787BR	Traction	GX22036		6757BR
1545				Deck Drive	GX20072		6651BR
W.P.; Ser. No. 020000 & Before	M805441	♣9385HD		D105			
W.P.; Ser. No. 020001 & After	RG60874	♣9400HD		Traction	GX24154		6944BR
Deck Drive; W/60" Side Discharge				Deck Drive	GX20072		6651BR
Deck; Ser. No. 060000 & Before	TCU12497		6783BR	Snow Blower Attachment	M155452		6755BR
Deck Drive; W/60" Side Discharge				D110; D120			
Deck; Ser. No. 060001 & After	TCU21054		6745BR	Traction	GX20006		6690BR
Deck Drive; W/72" Side Discharge				Deck Drive	GX20072		6651BR
Deck; Ser. No. 060000 & Before	TCU12440		6762BR	D125			
Deck Drive; W/62" Rear Discharge DeckTCU14356			6787BR	Drive	GX20006		6690BR
1565				Deck Drive	GX20072		6651BR
W.P.; Ser. No. 030000 & Before	RG60467	♣9380HD		D130			
Deck Drive; W/60" Side Discharge				Traction	GX20006		6690BR
Deck; Ser. No. 060000 & Before	TCU12497		6783BR	Deck Drive	GX20072		6651BR
Deck Drive; W/60" Side Discharge				D140; D150; D160			
Deck; Ser. No. 060001 & After	TCU21054		6745BR	Traction	GX20006		6690BR
Deck Drive; W/72" Side Discharge				Deck Drive	GX21833		6686BR
Deck; Ser. No. 060000 & Before	TCU12440		6762BR	D170			
Deck Drive; W/62" Rear Discharge DeckTCU14356			6787BR	Traction	GX20006		6690BR
1600				Deck Drive	GX21395		6769BR
Fan	M801821	♣9390HD		F510; F525			
1842HV				Primary; W/38" Deck; Ser. No. 130000			
Drive; W/K61 Transaxle	M131237		6810BR	& Before	M95121		6843
1848GV				Primary; W/38" Deck; Ser. No. 130001			
Primary	M110312		6818BR	& After	M118755		A42
Secondary	M110313		6650BR	Primary; W/48" Deck; Ser. No. 130000			
1848HV				& Before	M95121		6843
Drive; W/K61 Transaxle	M131237		6810BR	Primary; W/48" Deck; Ser. No. 130001			
Primary	M110312		6818BR	& After	M118755		A42
Secondary	M110313		6650BR	Secondary; W/38" Deck; Ser. No.			
2048HV				130000 & Before	M95122		6798BR
Drive; W/K65 Transaxle	M131237		6810BR	Secondary; W/38" Deck; Ser. No.			
Primary	M110312		6818BR	130001 & After	M120048		6811BR
Secondary	M110313		6650BR	Secondary; W/48" Deck; Ser. No.			
2254HV				130001 & After	M118756		6589BR
Drive; W/K65 Transaxle	M131237		6810BR	F620			
Primary	M110312		6818BR	Drive	M136351		6406BR
Secondary	M118685		6843BR	Deck Drive; W/48" Deck	M131551		6687BR
2500; 2500A				Deck Drive; W/54" Deck	M136819		6748BR
Fan; W/Diesel Eng.	M800313		7345	Deck Drive; W/60" Deck	M135782		6696BR
2500B				F625			
Fan; W/Diesel Eng.; Ser. No. 020000 &				Drive			6960
Before	R81271	♣9380HD		F680			
Fan; W/Gas Eng.	M97340		6733	Drive	M136351		6406BR
2500E				Deck Drive; W/48" Deck	M131551		6687BR
Fan; W/Diesel Eng.	TCU14190	♣K060483HD		Deck Drive; W/54" Deck	M136819		6748BR
Fan; W/Gas Eng.	TCU15739	♣K060458HD		Deck Drive; W/60" Deck	M135782		6696BR
2653A				F687			
Fan	M811281		7340	Hydro Drive	M136351		6406BR
3215				Deck Drive; W/48" Deck	M131551		6687BR
Fan	M119399	♣9447HD		Deck Drive; W/54" Deck	M136819		6748BR
W.P.	M805441	♣9385HD		Deck Drive; W/60" Deck	M135782		6696BR
3215A				F710; F725			
Fan; W/3TNE78A/82A Eng.	M805441	♣9385HD		P.T.O.	AM108054		6856
Fan; W/3TNE84A Eng.	M805011	♣9375HD		Traction	M75353		6864
Fan; W/3TNE78A-RJFE Eng.	M119399	♣9447HD		F735			
3215B				Deck; W/60" Deck	M133184		6646BR
Fan & W.P.	M805441	♣9385HD		P.T.O.	AM128033		6593BR
3225B; 3225C				Traction	M139011		6743BR
W.P.	M805011	♣9375HD		F910			
3235				P.T.O.	AM100465		6933
Fan	M119399	♣9447HD		Blade To Blade	M120381		6695BR
W.P.	M805011	♣9375HD		F911			
3235A				Fan	M97340		6833
Fan; W/3TNE78A/82A Eng.	M805441	♣9385HD		P.T.O.	AM100465		6933
Fan; W/3TNE84A Eng.	M805011	♣9375HD		Blade To Blade	M120381		6695BR
Fan; W/3TNE78A-RJFE Eng.	M119399	♣9447HD		F912; F915			
3235B; 3235C; 3245C				Fan	M800048		7340
W.P.	M805011	♣9375HD		P.T.O.	AM100465		6933
				Blade To Blade	M120381		6695BR

♣ Standard Belt May Also Be Available.

Belts for Riding Mowers

Lawn & Garden Equipment

Application	OEM No.	Standard Belts	Premium Belts
JOHN DEERE - Continued			
F925			
Fan	M800347		7360
P.T.O.	AM100465		6933
Blade To Blade	M120381		6695BR
F930; F932; F935			
Blade To Blade; W/43" Belt O.C.	AM102190		6843
Blade To Blade; W/72" Belt O.C.	M91365		6972
Fan	M800347		7360
P.T.O.	AM100465		6933
Deck Drive	M120381		6695BR
F1145			
W.P.	M805441		▲9385HD
GT225			
Traction	M127523		6649BR
Primary Drive; W/38" Deck	M117608		6915BR
Secondary Drive; W/38" Deck	M82462		6743BR
Primary Drive; W/42" Deck	M143019		6655BR
Secondary Drive; W/42" Deck	M43820		6914BR
Primary Drive; W/42" Mulching Deck	M140502		7028BR
Secondary Drive; W/42" Mulching Deck	M150717		6773BR
Primary Drive; W/48" Deck	M143019		6655BR
Secondary Drive; W/48" Deck	M154958		6650BR
GT235			
Traction	M127523		6649BR
Primary Drive; W/42" Deck	M143019		6655BR
Primary Drive; W/42" Mulching Deck	M140502		7028BR
Primary Drive; W/48" Deck	M110312		6818BR
Primary Drive; W/54" Deck	M143019		6655BR
Secondary Drive; W/42" Deck	M43820		6914BR
Secondary Drive; W/42" Mulching Deck	M150717		6773BR
Secondary Drive; W/48" Deck	M154958		6650BR
Secondary Drive; W/54" Deck	M118685		6843BR
GT242			
Traction	M114763		6775BR
Primary; W/38" Deck	M117608		6915BR
Primary; W/44" Deck	M77988		6683BR
Primary; W/48" Deck	M110312		6818BR
Secondary; W/38" Deck	M82462		6743BR
Secondary; W/44" Deck	M115776		6805BR
Secondary; W/48" Deck	M154958		6650BR
GT245			
Traction	M127523		6649BR
Primary Drive; W/38" Deck	M117608		6915BR
Secondary Drive; W/38" Deck	M82462		6743BR
Primary Drive; W/42" Deck	M143019		6655BR
Secondary Drive; W/42" Deck	M43820		6914BR
Primary Drive; W/42" Mulching Deck	M140502		7028BR
Secondary Drive; W/42" Mulching Deck	M150717		6773BR
Primary Drive; W/48" Deck	M143019		6655BR
Secondary Drive; W/48" Deck	M154958		6650BR
Primary Drive; W/54" Deck	M143019		6655BR
Secondary Drive; W/54" Deck	M154960		6574BR
GT262			
Traction	M114763		6775BR
Primary; W/38" Deck	M117608		6915BR
Primary; W/44" Deck	M77988		6683BR
Primary; W/48" Deck	M110312		6818BR
Secondary; W/38" Deck	M82462		6743BR
Secondary; W/44" Deck	M115776		6805BR
Secondary; W/48" Deck	M154958		6650BR
GT275			
Primary; W/38" Deck	M117608		6915BR
Primary; W/44" Deck	M77988		6683BR
Primary; W/48" Deck	M110312		6818BR
Secondary; W/38" Deck	M82462		6743BR
Secondary; W/44" Deck	M115776		6805BR
Secondary; W/48" Deck	M154958		6650BR
GX70; GX75			
Mower Drive	M112006		6793BR
Primary	M94020		6849
GX85			
Traction	M94020		A47
Deck Drive	M112006		6793BR

Application	OEM No.	Standard Belts	Premium Belts
JOHN DEERE - Continued			
GX95			
Mower Drive	M112006		6793BR
Primary	M94020		6849
GX255			
Traction	M127523		6649BR
Primary; W/44" Deck	M119696		6863BR
Secondary; W/44" Deck	M115776		6805BR
Primary; W/48" Deck	M143019		6655BR
Secondary; W/48" Deck	M154958		6650BR
Primary; W/54" Deck	M143019		6655BR
Secondary; W/54" Deck	M154960		6574BR
GX325; GX335; GX345; GX355			
Traction	M142499		6951BR
Primary; W/38" Deck	M117608		6915BR
Secondary; W/38" Deck	M82462		6743BR
Primary; W/42" Deck	M143019		6655BR
Secondary; W/42" Deck	M43820		6914BR
Primary; W/44" Deck	M119696		6863BR
Secondary; W/44" Deck	M115776		6805BR
Primary; W/48" Deck	M143019		6655BR
Secondary; W/48" Deck	M154958		6650BR
Primary; W/54" Deck	M143019		6655BR
Secondary; W/54" Deck	M154960		6574BR
L100			
Traction	GX22036		6757BR
Mower Drive; W/42" Deck	GX20072		6651BR
L108			
Mower Drive	GX20072		6651BR
Traction	GX20006		6690BR
L110			
Mower Drive; W/42" Deck	GX20072		6651BR
Traction	GX20006		6690BR
L111			
Mower Drive	GX20072		6651BR
Drive	GX20006		6690BR
L118			
Mower Drive	GX20072		6651BR
Traction	GX20006		6690BR
L120			
Mower Drive; Ser. No. 150000 & Before	GX20305		6652BR
Mower Drive; Ser. No. 150001 & After	GX21833		6686BR
Traction	GX20006		6690BR
L130			
Mower Drive; Ser. No. A130000 & Before	GX20305		6652BR
Mower Drive; Ser. No. B020000 & Before	GX20305		6652BR
Mower Drive; Ser. No. A130001 & After	GX21833		6686BR
Mower Drive; Ser. No. B020001 & After	GX21833		6686BR
Traction	GX20006		6690BR
LA100			
Traction	GX22036		6757BR
Deck Drive; W/42" Deck	GX20072		6651BR
LA105			
Eng. To Deck	GX20072		6651BR
Traction	GX22036		6757BR
Snow Blower Attachment	M155452		6755BR
LA110			
Traction	GX20006		6690BR
Deck Drive; W/42" Deck	GX20072		6651BR
LA115			
Traction	GX20006		6690BR
Eng. To Deck	GX20072		6651BR
Snow Blower Attachment	M155452		6755BR
LA120			
Traction	GX20006		6690BR
Deck Drive; W/42" Deck	GX20072		6651BR
LA125			
Traction	GX20006		6690BR
Eng. To Deck	GX20072		6651BR
Snow Blower Attachment	M155452		6755BR

▲ Standard Belt May Also Be Available.

Belts for Riding Mowers

Application	OEM No.	Standard Belts	Premium Belts
JOHN DEERE - Continued			
LA130			
Traction	GX20006		6690BR
Deck Drive; W/48" Deck	GX21833		6686BR
LA135LE			
Traction	GX20006		6690BR
Deck Drive; W/42" Deck	GX20072		6651BR
LA135SE			
Traction	GX20006		6690BR
Eng. To Deck	GX20072		6651BR
Snow Blower Attachment	M155452		6755BR
LA140			
Traction	GX20006		6690BR
Deck Drive; W/48" Deck	GX21833		6686BR
LA145			
Traction	GX20006		6690BR
Eng. To Deck	GX21833		6686BR
Snow Blower Attachment	M155452		6755BR
LA150			
Traction	GX20006		6690BR
Deck Drive; W/54" Deck	GX21395		6769BR
LA165			
Traction	GX20006		6690BR
Eng. To Deck	GX21833		6686BR
Snow Blower Attachment	M155452		6755BR
LA175			
Traction	GX20006		6690BR
Eng. To Deck	GX21395		6769BR
Snow Blower Attachment	M155452		6755BR
LT133			
Traction	M126012		6758BR
Deck Drive; W/38" Deck	M126536		6684BR
Primary; W/42" Mulching Deck	M128733		6765BR
Secondary; W/42" Mulching Deck	M150717		6773BR
LT150			
Traction; Hydro. Model	M144044		6764BR
Deck Drive; W/38" Deck	M126536		6684BR
Deck Drive; W/42" Deck	M126536		6684BR
Primary; W/42" Mulching Deck	M128733		6765BR
Secondary; W/42" Mulching Deck	M150717		6773BR
Collector	M47765		6412BR
Snow Blower Attachment - Upper	M82538		6847BR
LT155			
Traction	M126009		6503BR
Deck Drive; W/38" Deck	M126536		6684BR
Primary; W/42" Mulching Deck	M128733		6765BR
Secondary; W/42" Mulching Deck	M150717		6773BR
LT160			
Traction	M144044		6764BR
Deck Drive; W/38", 42" Deck	M126536		6684BR
Primary; W/42" Mulching Deck	M128733		6765BR
Secondary; W/42" Mulching Deck	M150717		6773BR
Collector; W/38" Deck	M47765		6412BR
Snow Blower Attachment - Upper	M82538		6847BR
LT166			
Traction	M126009		6503BR
Deck Drive; W/38" Deck	M126536		6684BR
Primary; W/42" Mulching Deck	M128733		6765BR
Secondary; W/42" Mulching Deck; Ser. No. 095001 & After	M150717		6773BR
Deck Drive; W/46" Deck	M123281		6707BR
LT170			
Traction	M144044		6764BR
Deck Drive; W/38", 42" Deck	M126536		6684BR
Primary; W/42" Mulching Deck	M128733		6765BR
Secondary; W/42" Mulching Deck	M150717		6773BR
Deck Drive; W/48" Deck	M151649		6766BR
Snow Blower Attachment - Upper	M82538		6847BR
LT180			
Traction	M144044		6764BR
Deck Drive; W/38", 42" Deck	M126536		6684BR
Primary; W/42" Mulching Deck	M128733		6765BR
Secondary; W/42" Mulching Deck	M150717		6773BR
Deck Drive; W/48" Deck	M151649		6766BR

Application	OEM No.	Standard Belts	Premium Belts
JOHN DEERE - Continued			
LT180 - Continued			
Collector; W/38" Deck	M47765		6412BR
Collector; W/48" Deck	M138974		6637BR
Snow Blower Attachment - Upper	M82538		6847BR
LT190			
Traction	M144044		6764BR
Deck Drive	M151649		6766BR
Collector	M138974		6637BR
Snow Blower Attachment - Upper	M82538		6847BR
LTR166; LTR180			
Primary	M152630		6763BR
LX172			
Drive	M110367		6713BR
Primary; W/38" Deck	M77988		6683BR
Primary; W/44" Deck	M119696		6863BR
Primary; W/48" Deck	M110312		6818BR
Secondary; W/38" Deck	M82462		6743BR
Secondary; W/44" Deck	M115776		6805BR
Secondary; W/48" Deck	M110313		6650BR
LX173			
Drive	M110367		6713BR
Primary; W/38" Deck	M82734		6860
Primary; W/44" Deck	M119696		6863BR
Primary; W/48" Deck	M110312		6818BR
Secondary; W/38" Deck	M82462		6743BR
Secondary; W/44" Deck	M115776		6805BR
Secondary; W/48" Deck	M110313		6650BR
LX176; LX178			
Drive	M110978		6653BR
Primary; W/38" Deck	M82734		6860
Primary Drive; W/38" Deck	M77988		6683BR
Primary; W/44" Deck	M77988		6683BR
Primary; W/48" Deck	M110312		6818BR
Secondary; W/38" Deck	M82462		6743BR
Secondary; W/44" Deck	M115776		6805BR
Secondary; W/48" Deck	M154958		6650BR
LX186; LX188			
Drive	M110978		6653BR
Primary; W/38" Deck	M82734		6860
Primary Drive; W/38" Deck	M77988		6683BR
Primary; W/44" Deck	M119696		6863BR
Primary; W/48" Deck	M110312		6818BR
Secondary; W/38" Deck	M82462		6743BR
Secondary; W/44" Deck	M115776		6805BR
Secondary; W/48" Deck	M154958		6650BR
LX266			
Traction	M146667		6463BR
Primary Drive; W/38" Deck	M117608		6915BR
Secondary Drive; W/38" Deck	M82462		6743BR
Primary Drive; W/42" Deck	M143019		6655BR
Secondary Drive; W/42" Deck	M43820		6914BR
Primary Drive; W/42" Mulching Deck	M140502		7028BR
Secondary Drive; W/42" Mulching Deck	M150717		6773BR
Primary Drive; W/44" Deck	M119696		6863BR
Secondary Drive; W/44" Deck	M115776		6805BR
Primary Drive; W/48" Deck	M143019		6655BR
Secondary Drive; W/48" Deck	M154958		6650BR
LX277			
Traction; W/2-Wheel Stg.	M146667		6463BR
Traction; W/4-Wheel Stg.; Ser. No. 060000 & Before	M127524		6711BR
Traction; W/4-Wheel Stg.; Ser. No. 060001 & After	M147044		6709BR
Primary Drive; W/38" Deck	M117608		6915BR
Secondary Drive; W/38" Deck	M82462		6743BR
Primary Drive; W/42" Deck	M143019		6655BR
Secondary Drive; W/42" Deck	M43820		6914BR
Primary Drive; W/42" Mulching Deck	M140502		7028BR
Secondary Drive; W/42" Mulching Deck	M150717		6773BR
Primary Drive; W/44" Deck	M119696		6863BR
Secondary Drive; W/44" Deck	M115776		6805BR
Primary Drive; W/48" Deck	M143019		6655BR
Secondary Drive; W/48" Deck	M154958		6650BR
LX279			
Traction	M146667		6463BR

Belts for Riding Mowers

Application	OEM No.	Standard Belts	Premium Belts
JOHN DEERE - Continued			
LX279 - Continued			
Primary Drive; W/38" Deck	M117608		6915BR
Secondary Drive; W/38" Deck	M82462		6743BR
Primary Drive; W/42" Deck	M143019		6655BR
Secondary Drive; W/42" Deck	M43820		6914BR
Primary Drive; W/42" Mulching Deck	M140502		7028BR
Secondary Drive; W/42" Mulching Deck	M150717		6773BR
Primary Drive; W/44" Deck	M119696		6863BR
Secondary Drive; W/44" Deck	M115776		6805BR
Primary Drive; W/48" Deck	M143019		6655BR
Secondary Drive; W/48" Deck	M154958		6650BR
LX280			
Traction	M147044		6709BR
Primary Drive	M143019		6655BR
Secondary Drive; W/42" Deck	M43820		6914BR
Secondary Drive; W/48" Deck	M154958		6650BR
Secondary Drive; W/54" Deck	M154960		6574BR
LX288			
Traction	M146667		6463BR
Primary Drive	M143019		6655BR
Secondary Drive; W/48" Deck	M154958		6650BR
Secondary Drive; W/54" Deck	M154960		6574BR
LX289			
Traction	M147044		6709BR
Primary Drive; W/38" Deck	M117608		6915BR
Secondary Drive; W/38" Deck	M82462		6743BR
Primary Drive; W/42" Deck	M143019		6655BR
Secondary Drive; W/42" Deck	M43820		6914BR
Primary Drive; W/42" Mulching Deck	M140502		7028BR
Secondary Drive; W/42" Mulching Deck	M150717		6773BR
Primary Drive; W/44" Deck	M119696		6863BR
Secondary Drive; W/44" Deck	M115776		6805BR
Primary Drive; W/48" Deck	M143019		6655BR
Secondary Drive; W/48" Deck	M154958		6650BR
M653 Z-TRAK; M655 Z-TRAK			
Hydro Drive	TCU10002		6666BR
P.T.O.	TCU10003		6916BR
M665 Z-TRAK			
Hydro Drive	TCU10002		6666BR
P.T.O.	TCU10003		6916BR
Deck Drive	TCU10005		6646BR
R70; R72; R92			
Deck; W/63" Belt O.C.	M86422		6863
Deck; W/64" Belt O.C.	M91330		6864
Mower	M82538		6847BR
Traction	M86421		6853
RX63			
Mower Drive; W/26" Deck	M72031		6860
Mower Drive; W/30" Deck	M112006		6793BR
Mower Drive; W/38" Deck	M112490		6899
Primary	M93045		6943
Secondary	M91470		6947
RX73; RX75; RX95			
Mower Drive; W/30" Deck	M112006		6793BR
Mower Drive; W/38" Deck	M112490		6899
Primary	M93045		6943
Secondary	M91470		6947
S80; S82			
Mower	M82538		6847BR
Traction	M82167		6851
S92			
Mower	M86248		6378
Traction	M82167		6851
Sabre			
Drive; Model No. 1842HV, 1848HV; W/K61 Transaxle	M131237		6810BR
Drive; Model No. 2048HV, 2254HV; W/K65 Transaxle	M131237		6810BR
Primary; Model No. 1848GV, 1848HV	M110312		6818BR
Primary; Model No. 2048HV, 2254HV	M110312		6818BR
Secondary; Model No. 1848GV, 1848HVM110313			6650BR
Secondary; Model No. 2048HV	M110313		6650BR
Secondary; Model No. 2254HV	M118685		6843BR

Application	OEM No.	Standard Belts	Premium Belts
JOHN DEERE - Continued			
SRX75; SRX95			
Mower Drive; W/30" Deck	M112006		6793BR
Mower Drive; W/38" Deck	M112490		6899
Primary	M94049		6943
Secondary	M91470		6947
SST15			
Traction; Ser. No. 050000 & Before	M139970		6727BR
Traction; Ser. No. 050001 & After	M148269		6727BR
Secondary; W/42" Deck	M89832		6637BR
SST16			
Traction; Ser. No. 050000 & Before	M139970		6727BR
Traction; Ser. No. 050001 & After	M148269		6727BR
Secondary; W/42" Deck	M89832		6637BR
SST18			
Traction; Ser. No. 050000 & Before	M139970		6727BR
Traction; Ser. No. 050001 & After	M148269		6727BR
Secondary	M154958		6650BR
STX30			
Mower	M41960		6653BR
Traction	M74747		6810BR
STX38			
Mower; W/1-Belt Deck (Yellow Deck)	M125218		6758BR
Primary; W/2-Belt Deck (Black Deck)	M88184		6735BR
Secondary; W/2-Belt Deck (Black Deck)	M82462		6743BR
Traction; W/Gear Drive	M74747		6810BR
Traction; W/Hydro Drive	M118760		6765BR
STX46			
Traction; W/Gear Drive	M74747		6810BR
Traction; W/Hydro Drive	M118760		6765BR
SX75			
Mower Drive; W/26" Deck	M72031		6860
Mower Drive; W/30" Deck	M112006		6793BR
Mower Drive; W/38" Deck	M112490		6899
Primary	M93045		6943
Secondary	M91470		6947
SX85			
Traction	M94049		6943
Deck	M112006		6793BR
Secondary	M94020		A47
SX95			
Blade	M86248		6378
Deck	M72683		6899
Mower Drive; W/26" Deck	M72031		6860
Mower Drive; W/30" Deck	M112006		6793BR
Mower Drive; W/38" Deck	M112490		6899
Primary	M93045		6943
Secondary	M91470		6947
Trans.	M86248		6378
X300			
Traction; Ser. No. 040000 & Before	M152284		6714BR
Traction; Ser. No. 040001 & After	M151277		6764BR
Deck Drive; W/38" Deck; W/Tensioner	M154601		6707BR
Deck Drive; W/38" Deck; W/O Tensioner	M155525		6716BR
Deck Drive; W/42" Deck	M154621		6708BR
Deck; W/42" Mulching Deck	M153160		6723BR
Primary Drive; W/48" Deck	M154897		6706BR
Secondary Drive; W/48" Deck	M154958		6650BR
Snow Blower Attachment	M149970		6840BR
X304			
Traction	M151277		6764BR
Deck Drive; W/42" Deck	M154621		6708BR
Deck Drive; W/42" Mulching Deck	M153160		6723BR
Snow Blower Attachment	M149970		6840BR
X310			
Traction	M144044		6764BR
Deck Drive	M154621		6708BR
Snow Blower Attachment	M149970		6840BR
X320			
Traction	M151277		6764BR
Deck Drive; W/38" Deck	M154601		6707BR
Deck Drive; W/42" Deck	M154621		6708BR
Deck Drive; W/42" Mulching Deck	M153160		6723BR

Belts for Riding Mowers

Application	OEM No.	Standard Belts	Premium Belts
JOHN DEERE - Continued			
X320 - Continued			
Deck Drive; W/48" Deck; W/Non-Rotatable Wheels	M155368		6722BR
Primary Drive; W/48" Deck; W/Rotatable Wheels	M154897		6706BR
Secondary Drive; W/48" Deck; W/Rotatable Wheels	M154958		6650BR
Collector	M147278		6713BR
Snow Blower Attachment	M149970		6840BR
Primary Drive; W/54" Deck	M154897		6706BR
Secondary Drive; W/54" Deck	M154960		6574BR
X324			
Traction	M151277		6764BR
Deck Drive; W/42" Deck	M154621		6708BR
Deck Drive; W/42" Mulching Deck	M153160		6723BR
Deck Drive; W/48" Deck; W/Non-Rotatable Wheels	M155368		6722BR
Primary Drive; W/48" Deck; W/Rotatable Wheels	M154897		6706BR
Secondary Drive; W/48" Deck; W/Rotatable Wheels	M154958		6650BR
Collector	M147278		6713BR
Snow Blower Attachment	M149970		6840BR
X340			
Primary	M154897		6706BR
Secondary	M154960		6574BR
Traction	M151277		6764BR
Collector	M146479		6627BR
Snow Blower Attachment	M149970		6840BR
X360			
Traction	M151277		6764BR
Primary	M154897		6706BR
Secondary	M154958		6650BR
Collector	M147278		6713BR
Snow Blower Attachment	M149970		6840BR
X465; X475; X485; X495			
Secondary; W/48" Deck	M143888		6694BR
Collector; W/48" Deck	M147278		6713BR
Secondary; W/54" Deck	M141627		6724BR
Collector; W/54" Deck	M146479		6627BR
Secondary; W/62" Deck	M142997		6725BR
Collector; W/62" Deck	M147279		6711BR
X500			
Traction	M151276		6721BR
Deck; W/48" Deck; W/Non-Rotatable Wheels	M155368		6722BR
Primary Drive; W/48" Deck; W/Rotatable Wheels	M154897		6706BR
Secondary; W/48" Deck; W/Rotatable Wheels	M154958		6650BR
Primary Drive; W/54" Deck	M154897		6706BR
Secondary Drive; W/54" Deck	M154960		6574BR
Collector; W/48" Deck	M147278		6713BR
Collector; W/54" Deck	M146479		6627BR
X520			
Traction	M151276		6721BR
Deck Drive; W/42" Deck	M154621		6708BR
Deck Drive; W/42" Mulching Deck	M153160		6723BR
Deck Drive; W/48" Deck; W/Non-Rotatable Wheels	M155368		6722BR
Primary Drive; W/48" Deck; W/Rotatable Wheels	M154897		6706BR
Secondary Drive; W/48" Deck; W/Rotatable Wheels	M154958		6650BR
Primary Drive; W/54" Deck	M154897		6706BR
Secondary Drive; W/54" Deck	M154960		6574BR
Collector	M146479		6627BR
Snow Blower Attachment	M149970		6840BR
X530			
Traction	M151276		6721BR
Primary Drive; W/54" Deck	M154897		6706BR
Secondary Drive; W/54" Deck	M154960		6574BR
Blower	M146479		6627BR
X534			
Traction	M151276		6721BR
Deck; W/Non-Rotatable Wheels	M155368		6722BR

Application	OEM No.	Standard Belts	Premium Belts
JOHN DEERE - Continued			
X534 - Continued			
Primary	M154897		6706BR
Secondary; W/48" Deck	M154958		6650BR
Secondary; W/54" Deck	M154960		6574BR
Collector; W/48" Deck	M147278		6713BR
Collector; W/54" Deck	M146479		6627BR
Snow Blower Attachment	M149970		6840BR
X540			
Traction	M151276		6721BR
Deck; W/Non-Rotatable Wheels; W/48" Deck	M155368		6722BR
Primary; W/Rotatable Wheels; W/48" Deck	M154897		6706BR
Secondary; W/Rotatable Wheels; W/48" Deck	M154958		6650BR
Primary Drive; W/54" Deck	M154897		6706BR
Secondary Drive; W/54" Deck	M154960		6574BR
Collector; W/48" Deck	M147278		6713BR
Collector; W/54" Deck	M146479		6627BR
Snow Blower Attachment	M149970		6840BR
X575			
Fan	M97340		6733
Secondary; W/48" Deck	M143888		6694BR
Collector; W/48" Deck	M147278		6713BR
Secondary; W/54" Deck	M141627		6724BR
Collector; W/54" Deck	M146479		6627BR
Secondary; W/62" Deck	M142997		6725BR
Collector; W/62" Deck	M147279		6711BR
X585; X595			
Secondary; W/48" Deck	M143888		6694BR
Collector; W/48" Deck	M147278		6713BR
Secondary; W/54" Deck	M141627		6724BR
Collector; W/54" Deck	M146479		6627BR
Secondary; W/62" Deck	M142997		6725BR
Collector; W/62" Deck	M147279		6711BR
X700			
Fan	M97340		6733
Secondary; W/48" Deck	M143888		6694BR
Secondary; W/54" Deck	M141627		6724BR
Secondary; W/62" Deck	M142997		6725BR
Secondary; W/60" 7-Iron Deck	M120381		6695BR
Collector; W/48" Deck	M147278		6713BR
Collector; W/54" Deck	M146479		6627BR
Collector; W/62" Deck	M147279		6711BR
X710			
Fan	M97340		6733
X720; X720SE			
Fan	M147344		7335
Secondary; W/48" Deck	M143888		6694BR
Secondary; W/54" Deck	M141627		6724BR
Secondary; W/62" Deck	M142997		6725BR
Secondary; W/60" 7-Iron Deck	M120381		6695BR
Collector; W/48" Deck	M147278		6713BR
Collector; W/54" Deck	M146479		6627BR
Collector; W/62" Deck	M147279		6711BR
X724			
Fan	M147344		7335
Secondary; W/48" Deck	M143888		6694BR
Secondary; W/54" Deck	M141627		6724BR
Secondary; W/62" Deck	M142997		6725BR
Collector; W/48" Deck	M147278		6713BR
Collector; W/54" Deck	M146479		6627BR
Collector; W/62" Deck	M147279		6711BR
X728			
Fan	M147344		7335
Secondary; W/48" Deck	M143888		6694BR
Secondary; W/54" Deck	M141627		6724BR
Secondary; W/62" Deck	M142997		6725BR
Secondary; W/60" 7-Iron Deck	M120381		6695BR
Collector; W/48" Deck	M147278		6713BR
Collector; W/54" Deck	M146479		6627BR
Collector; W/62" Deck	M147279		6711BR
X728SE			
Fan	M147344		7335
Secondary; W/54" Deck	M141627		6724BR

Belts for Riding Mowers

Application	OEM No.	Standard Belts	Premium Belts
JOHN DEERE - Continued			
X728SE - Continued			
Secondary; W/62" Deck	M142997		6725BR
Secondary; W/60" 7-Iron Deck	M120381		6695BR
Collector; W/54" Deck	M146479		6627BR
Collector; W/62" Deck	M147279		6711BR
X729			
Fan	M147344		7335
Secondary; W/48" Deck	M143888		6694BR
Secondary; W/54" Deck	M141627		6724BR
Secondary; W/62" Deck	M142997		6725BR
Collector; W/48" Deck	M147278		6713BR
Collector; W/54" Deck	M146479		6627BR
Collector; W/62" Deck	M147279		6711BR
X730; X734; X738; X739			
Fan	M97340		6733
X740			
Fan; Ser. No. 030000 & Before	RG60467		♣9380HD
Fan; Ser. No. 030001 & After	M805441		♣9385HD
Secondary; W/48" Deck	M143888		6694BR
Secondary; W/54" Deck	M141627		6724BR
Secondary; W/62" Deck	M142997		6725BR
Secondary; W/60" 7-Iron Deck	M120381		6695BR
Collector; W/48" Deck	M147278		6713BR
Collector; W/54" Deck	M146479		6627BR
Collector; W/62" Deck	M147279		6711BR
X744			
Fan; Ser. No. 030000 & Before	RG60467		♣9380HD
Fan; Ser. No. 030001 & After	M805441		♣9385HD
Secondary; W/48" Deck	M143888		6694BR
Secondary; W/54" Deck	M141627		6724BR
Secondary; W/62" Deck	M142997		6725BR
Collector; W/48" Deck	M147278		6713BR
Collector; W/54" Deck	M146479		6627BR
Collector; W/62" Deck	M147279		6711BR
X748; X748SE			
Fan; Ser. No. 030000 & Before	RG60467		♣9380HD
Fan; Ser. No. 030001 & After	M805441		♣9385HD
Secondary; W/48" Deck	M143888		6694BR
Secondary; W/54" Deck	M141627		6724BR
Secondary; W/62" Deck	M142997		6725BR
Secondary; W/60" 7-Iron Deck	M120381		6695BR
Collector; W/48" Deck	M147278		6713BR
Collector; W/54" Deck	M146479		6627BR
Collector; W/62" Deck	M147279		6711BR
X749			
Fan	M805441		♣9385HD
Secondary; W/48" Deck	M143888		6694BR
Secondary; W/54" Deck	M141627		6724BR
Secondary; W/62" Deck	M142997		6725BR
Collector; W/48" Deck	M147278		6713BR
Collector; W/54" Deck	M146479		6627BR
Collector; W/62" Deck	M147279		6711BR
X750; X754; X758			
Collector; W/48" Deck	M147278		6713BR
Collector; W/54" Deck	M146479		6627BR
Z225			
Transaxle; Ser. No. 100000 & Before	M155343		6712BR
Transaxle; Ser. No. 100001 & After	M160571		6781BR
Deck	M154294		6874BR
Z235			
Traction	M165413		6863
Deck Drive	M154294		6874BR
Z245			
Transaxle; Ser. No. 100000 & Before	M155343		6712BR
Transaxle; Ser. No. 100001 & After	M160571		6781BR
Deck Drive; Ser. No. 10000 & Before	M154621		6708BR
Deck Drive; Ser. No. 100001 & After	M158130		6717BR
Z255			
Traction	M165413		6863
Deck Drive	GX21833		6686BR
Z425			
Hydro. Drive; Ser. No. 100000 & Before	M154157		A40

Application	OEM No.	Standard Belts	Premium Belts
JOHN DEERE - Continued			
Z425 - Continued			
Hydro. Drive; Ser. No. 100001 Thru 130000	M160571		6781BR
Hydro. Drive; Ser. No. 130001 & After	M169705		7029BR
Deck Drive; W/48" Deck; Ser. No. 100000 & Before	M158130		6717BR
Deck Drive; W/48" Deck; Ser. No. 100001 & After	M158131		6718BR
Deck; W/54" Deck	M158131		6718BR
Blower; W/48" Deck	M147278		6713BR
Blower; W/54" Deck	M146479		6627BR
Z445			
Hydro. Drive; Ser. No. 100000 & Before	M154157		A40
Hydro. Drive; Ser. No. 100001 Thru 130000	M160571		6781BR
Hydro. Drive; Ser. No. 130001 & After	M169705		7029BR
Deck Drive; W/48" Deck; Ser. No. 100000 & Before	M158130		6717BR
Deck Drive; W/48" Deck; Ser. No. 100001 & After	M158131		6718BR
Deck; W/54" Deck	M158131		6718BR
Deck; W/54" High Capacity Deck	M158409		6997BR
Blower; W/48" Deck	M147278		6713BR
Blower; W/54" Deck	M146479		6627BR
Z465			
Hydro. Drive; Ser. No. 100000 & Before	M154157		A40
Hydro. Drive; Ser. No. 100001 Thru 130000	M160571		6781BR
Hydro. Drive; Ser. No. 130001 & After	M169705		7029BR
Deck Drive	M156261		6853BR
Z645			
Hydro. Drive; Ser. No. 130000 & Before	M160956		6620BR
Hydro. Drive; Ser. No. 130001 & After	M163540		6763BR
Deck Drive	M160912		6786BR
Z655			
Hydro. Drive; Ser. No. 130000 & Before	M160956		6620BR
Hydro. Drive; Ser. No. 130001 & After	M163540		6763BR
Z665			
Hydro. Drive; Ser. No. 130000 & Before	M160956		6620BR
Hydro. Drive; Ser. No. 130001 & After	M163540		6763BR
Deck Drive	M156261		6853BR
Z710A			
Traction; Ser. No. 020000 & Before	TCU26349		7013BR
Deck Drive; W/48" Deck; Ser. No. 020000 & Before	TCU26290		6598BR
Deck Drive; W/54" Deck; Ser. No. 020000 & Before	TCU26291		6569BR
Deck Drive; W/54" Deck; Ser. No. 020001 & After	TCU29453		6868BR
Z720A			
Traction; Ser. No. 020000 & Before	TCU26349		7013BR
Deck Drive; W/60" Deck; Ser. No. 020000 & Before	TCU26293		6919BR
Deck Drive; W/60" Deck; Ser. No. 020001 & After	TCU29454		6869BR
Z810A Z-TRAK			
Traction	TCU22550		6862BR
Deck Drive; W/48" Deck	TCU26907		6859BR
Deck Drive; W/54" Deck	TCU26908		6770BR
Z820A Z-TRAK			
Traction	TCU22550		6862BR
Deck Drive; W/48" Deck	TCU26907		6859BR
Deck Drive; W/54" Deck	TCU26908		6770BR
Deck Drive; W/60" Deck	TCU26909		6860BR
Z830A Z-TRAK			
Traction	TCU22550		6862BR
Deck Drive; W/54" Deck	TCU26908		6770BR
Deck Drive; W/60" Deck	TCU26909		6860BR
Deck Drive; W/72" Deck	TCU26910		6870BR
Z840A Z-TRAK			
Traction	TCU22550		6862BR
Deck Drive; W/54" Deck	TCU26908		6770BR
Deck Drive; W/60" Deck	TCU26909		6860BR

♣ Standard Belt May Also Be Available.

Belts for Riding Mowers

Application	OEM No.	Standard Belts	Premium Belts
JOHN DEERE - Continued			
Z850A Z-TRAK; Z860A Z-TRAK			
Traction	TCU22550		6862BR
Deck Drive; W/60" Deck	TCU26909		6860BR
Deck Drive; W/72" Deck	TCU26910		6870BR
Z910A			
Traction; Ser. No. 020000 & Before	TCU26349		7013BR
Deck Drive; W/54" Deck; Ser. No. 020001 & After	TCU29453		6868BR
Z915B			
Traction	TCU34299		7030BR
Deck Drive; W/54" Deck	TCU31132		7001BR
Z920A			
Traction; Ser. No. 020000 & Before	TCU26349		7013BR
Deck Drive; W/54" Deck; Ser. No. 020001 & After	TCU29453		6868BR
Deck Drive; W/60" Deck; Ser. No. 020000 & Before	TCU26297		6844BR
Deck Drive; W/60" Deck; Ser. No. 020001 & After	TCU29454		6869BR
Z920M; Z920R			
Traction	TCU34299		7030BR
Deck Drive; W/54" Deck	TCU31132		7001BR
Z925A			
Traction; Ser. No. 020000 & Before	TCU25673		6861BR
Traction; Ser. No. 020001 & After	TCU28433		6846BR
Deck Drive; W/54" Deck; Ser. No. 020001 & After	TCU29453		6868BR
Deck Drive; W/60" Deck; Ser. No. 020000 & Before	TCU26297		6844BR
Deck Drive; W/60" Deck; Ser. No. 020001 & After	TCU29454		6869BR
Z925A EFI			
Traction	TCU28433		6846BR
Deck Drive; W/54" Deck	TCU29453		6868BR
Deck Drive; W/60" Deck	TCU29454		6869BR
Z925M			
Traction	TCU34299		7030BR
Deck Drive; W/54" Deck	TCU31132		7001BR
Z930A			
Traction; Ser. No. 020000 & Before	TCU25673		6861BR
Traction; Ser. No. 020001 & After	TCU28433		6846BR
Deck Drive; W/60" Deck; Ser. No. 020000 & Before	TCU26297		6844BR
Deck Drive; W/60" Deck; Ser. No. 020001 & After	TCU29454		6869BR
Z930M			
Traction	TCU34299		7030BR
Deck Drive; W/72" Deck	TCU31194		7002BR
Z930R			
Traction	TCU34299		7030BR
Deck Drive; W/54" Deck	TCU31132		7001BR
Z950A			
Traction; Ser. No. 020000 & Before	TCU25673		6861BR
Traction; Ser. No. 020001 & After	TCU28433		6846BR
Deck Drive; W/60" Deck; Ser. No. 020000 & Before	TCU26297		6844BR
Deck Drive; W/60" Deck; Ser. No. 020001 & After	TCU29454		6869BR
Z950M; Z950R			
Traction	TCU34299		7030BR
Deck Drive; W/72" Deck	TCU31194		7002BR
Z960A			
Traction; Ser. No. 020000 & Before	TCU25673		6861BR
Traction; Ser. No. 020001 & After	TCU28433		6846BR
Deck Drive; W/60" Deck; Ser. No. 020000 & Before	TCU26297		6844BR
Deck Drive; W/60" Deck; Ser. No. 020001 & After	TCU29454		6869BR
Z960R			
Traction	TCU34299		7030BR
Deck Drive; W/72" Deck	TCU31194		7002BR
Z970A			
Traction; Ser. No. 020000 & Before	TCU25673		6861BR

Application	OEM No.	Standard Belts	Premium Belts
JOHN DEERE - Continued			
Z970A - Continued			
Traction; Ser. No. 020001 & After	TCU28433		6846BR
Z970R			
Traction	TCU34299		7030BR
Deck Drive; W/72" Deck	TCU31194		7002BR
K-MART			
135-504			
Eng. To Variator	7540241		6494BR
Variator To Trans.	7540240		6511BR
145-834			
Eng. To J.S.	7540245		6859
J.S. To Trans.	7540244		6840
KUBOTA			
F2000			
Fan & Alt.	FM355		7355
F2100			
Fan & Alt.			7365
F2400; F2560			
Fan & Alt.	FM376		7385
F2680E			
Blade Drive; W/60" Deck	K564734710		6795BR
F3060			
Fan	1491197010		6738
F3080; F3680			
Blade Drive; W/60" Deck	K564734710		6795BR
G1800; G1900; G2000; G2100			
Fan	1588197010		7345
P.T.O.	6610125080		BX31
G2160			
Fan	1588197010		7345
Blade Drive; W/54" Deck	K535134710		6796BR
G2160-R485			
Fan	1588197010		7345
G2460G			
Fan	1588197010		7345
Blade Drive; W/54" Deck	K535134710		6796BR
GF1800; GR2000; GR2010; GR2020; GR2100; GR2110; GR2120			
Fan	1588197010		7345
T1400			
Eng. To Deck	707134770		6979
ZD21			
Fan	1588197010		7345
Blade Drive; W/60" Deck	K564734710		6795BR
ZD221			
Fan	1588197010		7345
Blade Drive; W/54" Deck	K576434711		6797BR
ZD321			
Fan	1588197010		7345
Blade Drive; W/54" Deck	K535134710		6796BR
Blade Drive; W/60" Deck	K564734710		6795BR
ZD323			
Fan	1588197010		7345
Blade Drive; W/60" Deck	K564734710		6795BR
ZD326; ZD331			
Blade Drive; W/60" Deck	K564734710		6795BR
ZG227			
Blade Drive; W/54" Deck	K576434710		6797BR
Blade Drive; W/60" Deck	K564734710		6795BR
ZG327P			
Blade Drive; W/60" Deck	K564734710		6795BR
ZG332P			
Fan	1688397010		7350
Deck Drive; W/60" Deck	K564734710		6795BR

Belts for Riding Mowers

Application	OEM No.	Standard Belts	Premium Belts	Application	OEM No.	Standard Belts	Premium Belts
LAMBERT				LAWN BOY - Continued			
45A; 60A; 450; 450E				9328; 9328E; 9328ES - Continued			
Blade	45309		6833	Drive	608014T		6835
655				9329; 9329E; 9329ES			
Blade	45309		6833	Blade; 1976-1974	608476		6856
Trans.	45303		6838	Mower; 1976-1974	608474		6862
955				Drive	608014T		6835
Blade	95324B		6843	9368; 9368E; 9368ES			
Drive	95233		6949	Blade	608025T		6868
LAND PRIDE				Mower Drive	608017		6865
AFM 40133				9369; 9369E; 9369ES			
Blade	816142C		6856BR	Blade; 1976-1974	608475		6870
AFR 4050				Drive	608014T		6835
Blade			6981	9500; 9501			
P.T.O.			6973	Intermediate To Blade	606508		6848
Reel Drive			6967	Primary	607270		6832
AVF 4050 5GANG				Drive	607271		6844
Blade			6981	9600; 9601			
P.T.O. Drive			6973	Intermediate To Blade	606508		6848
Vari-Cut Drive			6971	LT11; LT12; LT12H			
Z44				Eng. To Deck	245477		6884
Deck Drive	816465C		6785BR	M70BC			
Z48				Belt; W/37" Belt O.C.	103324	2370	6837
Hydro. Drive	816616C		6861BR	Belt; W/78" Belt O.C.	103351		6978
Deck Drive	816465C		6785BR	Trans.	103347	3510	6951
Z52				YT16			
Deck Drive	816533C		6599BR	Eng. To Deck	GB235000		6950
Z54; ZSR54				LAWN CHIEF			
Hydro. Drive	816616C		6861BR	1-836; 2-1136			
Deck Drive	816639C		6567BR	Blade	21649		6449BR
ZSR60				Cross Drive			6844
Hydro. Drive	816616C		6861BR	Trans.	21615		6895
Deck Drive	816614C		6597BR	4-525			
ZT60				Blade	20717		6856
Hydro. Drive	816583C		6890BR	Trans.	20716		6837
ZT60i				5-830			
Hydro. Drive	816616C		6861BR	Blade	21649		6449BR
ZT72				Trans.	20716		6837
Hydro. Drive	816583C		6890BR	LC5-8TB			
Deck Drive	816525C		6934BR	Drive	136705		6834
ZT72i				LC11TB			
Hydro. Drive	816616C		6861BR	Trans.	171215		6882
ZXT54				LC12TB			
Hydro. Drive	816589C		6530BR	Trans.			6885
Deck Drive	816594C		6853BR	LC14TB			
ZXT60				Trans.	135194		6889
Hydro. Drive	816589C		6530BR	LC18TB			
Deck Drive	816596C		6893BR	Trans.			6888
LASTEC				LC26BB			
325E				Blade	136887		6843
Deck			6989	LC32BB			
X Series				Drive	136762		6868
Deck			6963	LC36BB			
Drive			6961	Blade			6975
LAWN BOY				LC39/45BB			
9266				Blade	136176		6978
Mower Drive	608016	2540	6854	LC45BB09			
Drive	608014T		6835	Blade	135863	2405	
9269				LAWN KEEPER			
Drive	608016	2540	6854	8 H.P.			
9300				Eng. To Deck; W/30" Deck			6839
Blade	605711		6861	11 H.P.			
9301; 9302; 9302E; 9303; 9303E				Eng. To Deck; W/36" Deck	62828		6870
Primary	606248		6833	12 H.P.			
Secondary	606250		6852	Deck; W/36" Deck	62828		6870
9328; 9328E; 9328ES				Eng. To Transaxle; W/36" Deck	121979X		6463BR
Blade	608015T		6853				
Mower	607980		6862				

Belts for Riding Mowers

Application	OEM No.	Standard Belts	Premium Belts	Application	OEM No.	Standard Belts	Premium Belts
LAWN ROVR				MASSEY FERGUSON - Continued			
876; 877; 1076; 1177; 1178				2620H - Continued			
Eng. To Trans.			6872	Secondary; W/44" Deck	1721532		6798BR
Mower; W/35" Belt O.C.			6835	2717H			
Mower; W/44" Belt O.C.			6844	Drive; Mfr. No. 1692854	1707381		6503BR
Mower; W/56" Belt O.C.		2560	6856	Drive; Mfr. No. 1693401	1719398		6714BR
Mower; W/77" Belt O.C.			6877	2718H			
LEXINGTON				Drive; Mfr. No. 1692501	170164		6877
FCR-32 Model 190400				Drive; Mfr. No. 1692580, 1692843	1707381		6503BR
Blade; W/46" Belt O.C.		3460	6946	Drive; Mfr. No. 1693403	1719398		6714BR
Blade; W/54" Belt O.C.		3540	6954	2720H			
Drive; W/36" Belt O.C.		3360	6936	Drive; W/P.S.; Mfr. No. 1693405	1719398		6714BR
Drive; W/58" Belt O.C.		3580	6958	2723H			
MASSEY FERGUSON				Drive	1721392		6710BR
24 Deluxe; 24 Std.; 24S Deluxe; 24S Std.				Primary; W/50" Deck	1707740		6869
Blade	1023564M1	2250	6825	Secondary; W/50" Deck	1703836		6524BR
Gear Box	1023608M1		6829	2818H			
2409G				Drive; Mfr. No. 1692503, 1692849, 1692955, 1693417	1650502		6422BR
Drive; Mfr. No. 1692489	1676460		6843	Drive; W/P.S.; Mfr. No. 1692852, 1692953, 1693415	1650502		6422BR
2411G				2825H; 2827H			
Drive; Mfr. No. 1692823, 1693048, 1693319	1676460		6843	Drive	1721393		6710BR
2512G				Primary; W/50" Deck	1707740		6869
Drive; Mfr. No. 1692493	1708114		6895	Secondary; W/50" Deck	1703836		6524BR
2512H				Primary; W/54" Deck	1722039		6525BR
Drive; Mfr. No. 1692495	170164		6877	Secondary; W/54" Deck	1671076		6765BR
2514G				2920H			
Drive; Mfr. No. 1692597, 1693100, 1693345	1657044		6521BR	P.T.O.; W/23" Wheels; Mfr. No. 16931321716996			②6836
2514H				P.T.O.; W/26" Wheels; Mfr. No. 16932201716996			②6836
Drive; Mfr. No. 1692591	1672135		6523BR	2920H LC			
Drive; Mfr. No. 1693102, 1693347	1717397		6798BR	P.T.O.; Mfr. No. 1693136	1716995		②6836
2515H				2923H			
Drive; Mfr. No. 1693546	1717397		6798BR	P.T.O.; W/26" Wheels; Mfr. No. 16937701716996			②6836
2516H				2924D			
Drive; Mfr. No. 1693104, 1693349, 1693548	1717397		6798BR	P.T.O.; Mfr. No. 1693138	1718602		②6834
Drive; Mfr. No. 1692835	1719819		6434BR	2925H			
2517H				P.T.O.; Mfr. No. 1693134, 1693563	1716996		②6836
Drive; Mfr. No. 1693550	1717397		6798BR	2927H; 2927LC			
2518H; 2520H				Upper Drive; W/48" Deck	1601672		6799BR
Drive	1728008		6709BR	Lower Drive; W/60" Deck	1725154		6756BR
Deck Drive; W/38" Deck; W/Narrow			6714BR	Express			
Pulley	1723025		6714BR	Drive; W/14.5 H.P. Eng.; Mfr. No. 1693452	1665450		6627BR
2522H				Drive; W/15 H.P. Eng.; Mfr. No. 1693458	1717397		6798BR
Drive	1728008		6709BR	Drive; W/17 H.P. Eng.; Mfr. No. 1693525	1717397		6798BR
Deck Drive; W/44" Deck; W/Large Pulley	1729627		6848BR	MF5			
2524H				Blade	523733M1		6836
Drive	1728008		6709BR	Mower	523734M1		6858
Deck Drive; W/50" Deck; W/Narrow			6484BR	MF6			
Pulley	1703466		6484BR	Blade	523733M1		6836
2614H				MF7			
Drive; Mfr. No. 1692497	1672135		6523BR	Deck	518125M1		6840
2615H				Main Drive	518223M1		6828
Drive; Mfr. No. 1692815	1672135		6523BR	MF7E			
Drive; Mfr. No. 1693064, 1693372, 1693598	1717932		6811BR	Main Drive	1023850M1		6935
2616H				MF8			
Drive; Mfr. No. 1692817	1672135		6523BR	Deck	518125M1		6840
Drive; Mfr. No. 1693066, 1693374, 1693622	1717932		6811BR	J.S.	511277M3		6850
Drive; Mfr. No. 1693845	1719819		6434BR	Main Drive	518223M1		6828
Drive; Mfr. No. 1693700	1719819		6434BR	Trans.; W/50" Belt O.C.	511277M3		6850
2616HV				Trans.; W/77" Belt O.C.	519958M1		6877
Drive; Mfr. No. 1692499	1672135		6523BR	MF8E			
2618H				J.S.	1023886M1	3620	6962
Drive; Mfr. No. 1693279, 1693604	1717932		6811BR	Main Drive; Ser. No. 6000 & Before	1023850M1		6935
2620H				Main Drive; Ser. No. 6001 & After	1030063M1	3330	6933
Drive	1726841		6710BR	Starter/Gen.	1025796M1	1330	6733
Primary; W/44" Deck	1601672		6799BR	MF10			
				J.S. To Deck	511277M2		6850
				P.T.O.	514132M1		6830

② Two Required.

Belts for Riding Mowers

Lawn & Garden Equipment

Application	OEM No.	Standard Belts	Premium Belts
MASSEY FERGUSON - Continued			
MF10 - Continued			
Starter/Gen.	511485M1		7320
MF12; MF12G			
J.S. To Deck	511277M2		6850
Eng. To J.S.	514132M1		6830
Main Drive	514891M1		AX80
P.T.O.	514132M1		6830
Starter/Gen.	511485M1		7320
MF85			
Traction	3021251M1		6887
MF626			
Blade	523733M1		6836
MF832			
Trans.	530669M1		6837
MF1200; MF1620; MF1650; MF1655			
Blade	3020167M2		6386
ZT			
Drive; W/14 H.P. Eng.; Mfr. No. 1693471	1719381		6838
Drive; W/16 H.P. Eng.; Mfr. No. 1693477	1719381		6838
Drive; W/18 H.P. Eng.; Mfr. No. 1693234	1719381		6838
ZT29			
Fan			▲9400HD
MAUSFIERES-SWITZERLAND			
135-420			
Variator To Trans.	7540136		6931
135-430			
Blade	7540127		6966
Variator To Trans.	7540136		6931
MAXIM			
30" Front Cut Mower			
Blade; W/8 H.P. Eng.	272224		6853
Idler; W/8 H.P. Eng.	272223		6864
42" Front Cut Mower			
Belt; W/56" Belt O.C.; W/12, 15 H.P. Eng.	272222		6856
Belt; W/57" Belt O.C.; W/12, 15 H.P. Eng.	272236		6957
Belt; W/67" Belt O.C.; W/12, 15 H.P. Eng.	272235		6967
Belt; W/88" Belt O.C.; W/12, 15 H.P. Eng.	272234		6988
42" Rear Eng. Rider			
Eng. To Deck; W/12 H.P. Eng.			6957
3070T			
Drive	320272204		6838
GL12F4281C			
Transaxle	272234		6988
Belt; W/57" Belt O.C.	272236		6957
Belt; W/67" Belt O.C.	272235		6967
GL830BE1C			
Transaxle	272216		6831
GL1230BETC12			
Eng. To Deck	272217		6876
M3010; M3080B			
Belt; W/31" Belt O.C.	320272216		6831
Belt; W/76" Belt O.C.	320272217		6876
Roof			
Trans.	272237		6840
MCCULLOCH			
MC195H42LT			
Drive	532130969		6757BR
Deck Drive	532429636		6653BR
MC2042YT			
Deck Drive	532429636		6653BR

Application	OEM No.	Standard Belts	Premium Belts
MCCULLOCH - Continued			
MC13538LT			
Drive	532138255		6758BR
Deck Drive	532193214		6713BR
MC18542LT			
Drive	532138255		6758BR
Deck Drive	532144959		6758BR
MIDDLESWORTH			
72R			
Front Mower; W/18 H.P. Eng.	10561		6876
Primary J.S.; W/18 H.P. Eng.	10560		6935
Rear Mower; W/18 H.P. Eng.	10562		6829
Trans.; W/18 H.P. Eng.	10563		6841
C11B; C12K			
Blade			6854
Eng. To Shaft			6930
Shaft To Deck			6869
Trans.			6848
C54R			
Blade			AX105
Deck Drive			AX105
MONO			
DR-247B; DR-247BE			
Belt	G158		6831
M-368-E			
Blade	368333		6870
Front Drive	368318		6835
Rear Drive	368319		6838
R4; SR-245B; SR-245BE			
Belt	G158		6831
MONTGOMERY WARD			
8-36557; 8-36566X31			
Blade	37X43		6601BR
Variator	37X45		6490BR
9-30533			
Deck	37X57		6498BR
Traction	37X38		6425BR
3760-0; 3770-0			
Blade	165179		6978
Clutch	165168		6837
33010; 33020; 33028; 33029; 33030; 33035; 33040			
Clutch	11901		6836
P.T.O.	11943	3350	6935
33043			
Eng. To P.T.O.	11943	3350	6935
33045			
Clutch	11901		6836
P.T.O.	11943	3350	6935
33047; 33048; 33050			
Eng. To P.T.O.	11943	3350	6935
33130; 33135; 33144; 33145; 33148B; 33149; 33153; 33154; 33155; 33156			
Clutch	11901		6836
P.T.O.	11943	3350	6935
33157			
Clutch	11901		6836
P.T.O.	11943	3350	6935
33160			
Eng. To P.T.O.	11943	3350	6935
33162; 33180			
Clutch	11901		6836
P.T.O.	11943	3350	6935
33185A; 33185B			
Blade	7540195		6854
Trans.	7540198		6451BR
33190			
Clutch	11901		6836

▲ Standard Belt May Also Be Available.

Belts for Riding Mowers

Application	OEM No.	Standard Belts	Premium Belts
MONTGOMERY WARD - Continued			
33190 - Continued			
P.T.O.	11943	3350	6935
33200R; 33205; 33206			
Blade	11792		6996
Deck	12684		6996
P.T.O.	11943		6935
Trans.	11901		6836
33300; 33301; 33302; 33303			
P.T.O.	170921		6824
33332A; 33332B; 33332C			
Trans.	7540180		6510BR
34500A; 34501A; 34502A			
Blade	7540208		6855
Drive	7540207		6842
34504; 34505			
Blade	165184		6855
34508			
Blade	7540188		6951
Trans.	7540101		6517BR
35101A; 35101B; 35102A; 35102B			
Blade	7540188		6951
Eng. To Variator	7540187	3240	
Variator To Trans.	7540136		6931
GIL84A			
Eng. To Deck	14365		A49
Traction	13487	2370	6837
GIL90A			
Eng. To Deck	17518		6960
Traction	13487	2370	6837
GIL99A			
Eng. To Deck	13560		6859
Traction	13487	2370	6837
GIL1280A; GIL1280S; GIL1281A; GIL1281R			
Drive	11144		6835
Trans.			6852
GIL33010A; GIL33011A; GIL33020A;			
GIL33020B; GIL33020C; GIL33028A;			
GIL33029A; GIL33029B; GIL33030A;			
GIL33030B			
Hyd. Lift	12023		6721
P.T.O.	11943	3350	6935
Trans.	11901		6836
GIL33035A; GIL33035B; GIL33040A;			
GIL33040B; GIL33041A; GIL33042A;			
GIL33043A; GIL33044A; GIL33045A;			
GIL33045B			
Hyd. Lift	12023		6721
P.T.O.	11943	3350	6935
Trans.	11901		6836
GIL33047A; GIL33047B; GIL33048B;			
GIL33050A; GIL33135A; GIL33140A;			
GIL33148A; GIL33148AZ; GIL33148B;			
GIL33148BZ			
Hyd. Lift	12023		6721
P.T.O.	11943	3350	6935
Trans.	11901		6836
GIL33148Z; GIL33162A; GIL33162B;			
GIL33180A; GIL33181A; GIL33182A;			
GIL33183A; GIL33184A; GIL33185A;			
GIL33186A			
Hyd. Lift	12023		6721
P.T.O.	11943	3350	6935
Trans.	11901		6836
GIL33187A; GIL33188A; GIL33189A;			
GIL33190A; GIL33416A; GIL33417A;			
GIL33418A; GIL33419A; GIL33420A;			
GIL33421A			
Hyd. Lift	12023		6721
P.T.O.	11943	3350	6935
Trans.	11901		6836

Application	OEM No.	Standard Belts	Premium Belts
MONTGOMERY WARD - Continued			
GIL33490A			
Blade	36770		6835
Trans.	200804		6874
GIL33858			
Blade	36806		6953
Eng. To Deck	11793		6989
GIL33867; GIL33889			
Eng. To J.S.	210752		6870
J.S. To Hydro.	210753		6831
Lawn Trac			
Belt; W/27" Belt O.C.	165132		6827
Belt; W/35" Belt O.C.	165133		6835
MID5824 Chor Trac; MID5824B Chor Trac			
Belt; W/32" Belt O.C.	503832	2320	6832
Belt; W/39" Belt O.C.	503839	2390	6839
MID5848A Chor Trac; MID5849A Power Trac			
Belt; W/3.6 H.P. Eng.	504253	3530	6953
Belt; W/6.8 H.P. Eng.	504251	3510	6951
SIM1201			
Drive	154273		6942
P.T.O.	154307		6835
Starter/Gen.	122060		6736
SIM1210; SIM1211			
P.T.O.	121216		6838
Belt	121228		6837
SIM1216			
Belt	108248		6848
SIM1240			
Drive	154273		6942
P.T.O.	106390		6836
Starter/Gen.	122146		6738
SIM1242; SIM1243			
Eng. To Countershaft	156231		6842
Gen.	122120		6734
Trans.	156120		6863
SIM1265			
Cross Deck	108099		6844
Drive	152017		B42
P.T.O.	154307		6835
Spindle	108209		6415BR
SIM1271; SIM1274			
Drive	152017		B42
P.T.O.	154307		6835
SIM1442			
Drive	121228		6837
P.T.O.	121216		6838
SIM33300A; SIM33301A; SIM33302A;			
SIM33303A			
Main Drive	170921		6824
Speed Rider			
Trans.; W/5 H.P. Eng.	165142		6841
TM34513; TM34513A; TM34513B			
Blade	7540208		6855
Drive	7540207		6842
TMO61C			
Blade	7540107		6830
Trans.	7540936		6847
TMO1375A; TMO1377A			
Blade	754113	3480	6948
Drive	754112	3800	6980
TMO1448B			
Drive	7540157		6928
Trans.	7540136		6931
TMO19846			
Blade	7540349		6637BR
Deck	7540350		6464BR
TMO33331A			
Drive	7540182	3810	6981

Belts for Riding Mowers

Application	OEM No.	Standard Belts	Premium Belts	Application	OEM No.	Standard Belts	Premium Belts
MONTGOMERY WARD - Continued				MONTGOMERY WARD - Continued			
TMO33331B				TMO33818A; TMO33819A - Continued			
Blade; W/81" Belt O.C.	7540182	3810	6981	Trans.; W/37" Belt O.C.	7540173		6937
Drive; W/54" Belt O.C.	7540180		6510BR	Trans.; W/65" Belt O.C.	7540191		6865
Drive; W/81" Belt O.C.	7540182	3810	6981	TMO33839A			
TMO33332B; TMO33332C				Blade	7540138	3500	6950
Blade; W/81" Belt O.C.	7540182	3810	6981	Drive	7540198		6451BR
Drive	7540180		6510BR	TMO33840A; TMO33841A			
TMO33340A; TMO33350A				Blade	7540151		6967
Drive	7540217		6979	Drive	7540138	3500	6950
Trans.	7540217		6979	Trans.	7540136		6931
TMO33410A; TMO33411A				TMO33842C; TMO33843			
Drive	7540217		6979	Blade	7540145		6488BR
TMO33551; TMO33551A				Clutch	7540226		6551BR
Drive	7540245		6859	TMO33844A			
Trans.	7540244		6840	Drive	7540226		6551BR
TMO33554A				TMO33846A; TMO33846B			
Blade	7540245		6859	Deck	165166		6864
Drive	7540177		6832	Drive; W/50" Belt O.C.	7540206		6850
TMO33559A				Drive; W/67" Belt O.C.	7540204		6867
Drive	7540245		6859	TMO33847; TMO33847A			
Trans.	7540244		6840	Blade	7540167		6964
TMO33566				Clutch	7540198		6451BR
Blade	7540350		6464BR	TMO33853			
Deck	7540349		6637BR	Blade	7540151		6967
Variator	7540248		6431BR	Trans.	7540191		6865
Vari-Speed	7540248		6431BR	TMO33854			
TMO33810A; TMO33810B				Blade	7540167		6964
Blade	7540203		6961	Clutch	7540198		6451BR
Trans.	7540204		6867	TMO33855A			
TMO33811A; TMO33812A				Blade	7540151		6967
Blade	7540203		6961	Drive	7540138	3500	6950
Trans.	165165		6867	Trans.	7540136		6931
TMO33812B				TMO33856A			
Blade	7540203		6961	Blade	1651066		6864
Trans.	7540204		6867	Drive	7540204		6867
TMO33813A				Spindle	7540206		6850
Deck	165166		6864	TMO33860; TMO33860B; TMO33860C;			
Drive; W/50" Belt O.C.	7540206		6850	TMO33861			
Drive; W/67" Belt O.C.	7540204		6867	Blade	7540145		6488BR
Trans.	7540204		6867	Clutch	7540226		6551BR
TMO33813C				TMO33864A			
Deck	165166		6864	Blade	7540167		6964
Drive; W/50" Belt O.C.	7540206		6850	Drive	7540198		6451BR
Drive; W/67" Belt O.C.	7540204		6867	TMO33866A			
Eng. To Deck	165166		6864	Blade	7540167		6964
Trans.	7540204		6867	Clutch	7540198		6451BR
TMO33813D; TMO33813E				Drive	7540145		6488BR
Deck	165166		6864	TMO33876; TMO33876A			
Drive; W/50" Belt O.C.	7540206		6850	Blade	7540151		6967
Drive; W/67" Belt O.C.	7540204		6867	Clutch	7540266		6775BR
TMO33814A				TMO33886			
Deck	165166		6864	Blade	7540145		6488BR
Drive; W/50" Belt O.C.	7540206		6850	Clutch	7540226		6551BR
Drive; W/67" Belt O.C.	7540204		6867	TMO33886C			
Trans.	7540204		6867	Variator	7540266		6775BR
TMO33814C				TMO33900A			
Deck	165166		6864	Blade; W/38" Belt O.C.	7540240		6511BR
Drive; W/50" Belt O.C.	7540206		6850	Blade; W/47" Belt O.C.	7540290		6847
Drive; W/67" Belt O.C.	7540204		6867	Blade; W/63" Belt O.C.	7540347		6847BR
Eng. To Deck	165166		6864	Deck	7540347		6847BR
Trans.	7540204		6867	Drive; W/35" Belt O.C.	7540241		6494BR
TMO33815; TMO33815A; TMO33815B;				Drive; W/38" Belt O.C.	7540240		6511BR
TMO33815C; TMO33815D; TMO33815E;				Variator; W/35" Belt O.C.	7540241		6494BR
TMO33815F; TMO33816A				Variator; W/38" Belt O.C.	7540240		6511BR
Blade	7540195		6854	TMO33901; TMO33901A			
Drive	7540198		6451BR	Blade	7540271		6557BR
TMO33817X				Clutch	7540266		6775BR
Blade	7540138	3500	6950	TMO33902			
Drive	7540198		6451BR	Blade	7540145		6488BR
TMO33818A; TMO33819A				Clutch	7540226		6551BR
Deck	7540145		6488BR				

Belts for Riding Mowers

Application	OEM No.	Standard Belts	Premium Belts
MONTGOMERY WARD - Continued			
TMO33902A			
Variator	7540266		6775BR
TMO33903			
Blade	7540145		6488BR
Clutch	7540226		6551BR
TMO33904; TMO33904A			
Blade	7540271		6557BR
Clutch	7540266		6775BR
TMO33905			
Variator	7540266		6775BR
TMO33905A			
Blade	7540329		6630BR
TMO33906A			
Variator	7540266		6775BR
TMO33907A			
Blade	7540145		6488BR
TMO33907B			
Deck	7540145A		6488BR
Eng. To V.S.	7540280		6447BR
V.S. To Trans.	7540281		6405BR
TMO33908A			
Belt; W/52" Belt O.C.	7540229		6852
Belt; W/74" Belt O.C.	7540293		6501BR
TMO33909A			
Blade	7540145		6488BR
Clutch	7540226		6551BR
TMO33909B			
Deck	7540145		6488BR
Trans.	7540266		6775BR
TMO33912A			
Blade	7540145		6488BR
Eng. To Variator	7540266		6775BR
Variator To Trans.	7540268		6951
TMO33913A			
Blade	7540145		6488BR
TMO33914A			
Blade	7540271		6557BR
TMO33916A; TMO33917A			
Blade	7540329		6630BR
TMO33918A			
Deck	7540145		6488BR
Trans.	7540266		6775BR
TMO33919A; TMO33919B			
Deck; W/32" Deck	7540342		6868
TMO33920A; TMO33920B; TMO33921A;			
TMO33921B; TMO33922A			
Blade	7540329		6630BR
TMO33924A; TMO33924B			
Blade	7540329		6630BR
Deck	7540329		6630BR
TMO33925A; TMO33927A; TMO33929A;			
TMO33931A; TMO33932A			
Blade	7540329		6630BR
TMO33934A			
Blade	7540329		6630BR
Deck	7540329		6630BR
TMO33936A			
Blade	7540229		6852
Deck	7540293		6501BR
TMO33936A			
Belt; W/52" Belt O.C.	7540229		6852
Belt; W/74" Belt O.C.	7540293		6501BR
TMO34500A; TMO34500B; TMO34500C;			
TMO34500D; TMO34501A; TMO34502A			
Blade	7540208		6855
Drive	7540207		6842
TMO34506A; TMO34507A; TMO34507B			
Blade	7540198		6451BR

Application	OEM No.	Standard Belts	Premium Belts
MONTGOMERY WARD - Continued			
TMO34506A; TMO34507A; TMO34507B -			
Continued			
Drive	7540207		6842
TMO34508A			
Blade	7540188		6951
Trans.	7540101		6517BR
TMO34509A			
Blade	7540208		6855
Drive	7540207		6842
TMO34514A; TMO34514B			
Blade	7540198		6451BR
Drive	7540207		6842
TMO34517A			
Blade	7540188		6951
Eng. To Variator	7540187	3240	6924
Variator To Trans.	7540136		6931
TMO34524; TMO34527A			
Blade	7540198		6451BR
Drive	7540207		6842
TMO34528; TMO34530; TMO34535A;			
TMO34538; TMO34538A			
Blade	7540264		6639BR
Clutch	7540241		6494BR
Eng. To Deck	7540240		6511BR
TMO34538B			
Blade	7540264		6639BR
Clutch	7540241		6494BR
Deck Drive	7540291		6641BR
Eng. To Variator	7540241		6494BR
Eng. To Deck	7540240		6511BR
Variator	7540240		6511BR
TMO34538C			
Blade	7540264		6639BR
Clutch	7540241		6494BR
Eng. To Deck	7540240		6511BR
TMO34540			
Blade	7540250	2530	6853
Clutch	7540241		6494BR
Eng. To Deck	7540240		6511BR
TMO35101; TMO35102			
Blade	7540188		6951
Eng. To Variator	7540187	3240	6924
Variator To Trans.	7540136		6931
TMO134502; TMO134504; TMO134506;			
TMO134512; TMO134514; TMO134515;			
TMO134518			
Variator; W/35" Belt O.C.	7540241		6494BR
Variator; W/38" Belt O.C.	7540240		6511BR
TMO134618			
Drive	7540268		6951
TMO134619			
Blade	7540271		6557BR
Drive	7540266		6775BR
TMO134638; TMO134668; TMO134698			
Drive	7540268		6951
TMO138693			
Belt; W/52" Belt O.C.	7540229		6852
Belt; W/74" Belt O.C.	7540293		6501BR
TMO139758			
Blade	7540350		6464BR
Deck	7540349		6637BR
Variator	7540248		6431BR
Vari-Speed	7540248		6431BR
TMO190846			
Blade	7540349		6637BR
Deck	7540350		6464BR
TMO668088			
Blade	7540329		6630BR
TMR91A; TMR98A			
Belt			6837

Belts for Riding Mowers

Application	OEM No.	Standard Belts	Premium Belts
MONTGOMERY WARD - Continued			
TMR8175			
Belt; W/28" Belt O.C.		2280	6828
Belt; W/30" Belt O.C.		②2300	②6830
TMR8176			
Belt; W/29" Belt O.C.		2290	6829
Belt; W/33" Belt O.C.		2330	6833
Belt; W/47" Belt O.C.		2470	6847
TMR8177A			
Belt; W/47" Belt O.C.		2470	6847
TMR8191A			
Belt; W/29" Belt O.C.			6829
Belt; W/33" Belt O.C.			6833
TMR8192A; TMR8192B			
Belt			6833
TMR8193A			
Belt			6837
WFH46A; WFH48A			
Blade		②1230	②6723
Trans.		2480	6848
ZHJ-UT32016A; ZHJ-UT32017A; ZHJ-UT32018A			
BladeJA991488			6873
Trans.JA990738			6852
ZHJ-UT33009; ZHJ-UT33010			
BladeJA992251			6864
ZHJ-UT-33009; ZHJ-UT-33010			
Trans.		2480	6848
ZMH8-36557; ZMH8-36566			
Blade37X43			6601BR
ZMH9-38600			
Deck37X57			6498BR
Traction37X38			6425BR
ZMH33910			
Deck37X57			6498BR
Traction; W/40" Belt O.C.			6425BR
Traction; W/95" Belt O.C.			6452BR
ZMH33915; ZMH836566; ZMH836568			
Blade37X43			6601BR
Variator37X45			6490BR
ZMH938600			
Traction37X61			6452BR
ZMH-36568			
Blade37X43			6601BR
ZUJ94			
Blade165179			6978
Clutch165168			6837
ZYJ48A; ZYJ48B; ZYJ50A; ZYJ50B			
Blade165183			6857
Trans.165181			6839
ZYJ68A; ZYJ69A; ZYJ75A; ZYJ75C			
Blade165143			6856
Drive165142			6841
ZYJ76A			
Drive; W/40" Belt O.C.			6840
Drive; W/56" Belt O.C.			6856
ZYJ76B			
Blade165143			6856
Drive165142			6841
ZYJ77A; ZYJ77B			
Drive; W/40" Belt O.C.			6840
Drive; W/56" Belt O.C.			6856
ZYJ77C; ZYJ77D; ZYJ78A; ZYJ79A			
Blade165143			6856
Drive165142			6841
ZYJ80; ZYJ81			
Blade165169			6855
Clutch165168			6837
ZYJ82A			
Blade165184			6855

Application	OEM No.	Standard Belts	Premium Belts
MONTGOMERY WARD - Continued			
ZYJ83A; ZYJ83C			
Blade165143			6856
Drive165142			6841
ZYJ86A			
Blade165184			6855
ZYJ87A; ZYJ87B			
Blade165143			6856
Clutch165160			6840
ZYJ87C			
Blade165182			6854
Trans.165181			6839
ZYJ87D			
Blade165143			6856
Trans.165181			6839
ZYJ88; ZYJ89			
Blade165140			6956
Clutch165141			6840
Eng. To Deck165130			6829
ZYJ91			
Blade165169			6855
Clutch165168			6837
ZYJ93; ZYJ95A			
Blade165159			6858
Clutch165160			6840
ZYJ96A			
Mower Drive165171			6963
Trans.165168			6837
ZYJ97			
Clutch165164			6839
ZYJ1370; ZYJ1372; ZYJ1378			
Blade41969			6950
Clutch41980			6867
Eng. To Deck41993			6859
ZYJ1387			
Blade165161			6961
Clutch165151			6863
ZYJ1388			
Blade41969			6950
Clutch; W/64" Belt O.C.			6864
Clutch; W/67" Belt O.C.			6867
Eng. To Deck; W/59" Belt O.C.			6859
Eng. To Deck; W/62" Belt O.C.			6862
ZYJ1390; ZYJ1394			
Blade165161			6961
Clutch165151			6863
ZYJ1394C			
Blade		3600	6960
ZYJ1395; ZYJ1396; ZYJ1397			
Blade165161			6961
Clutch165151			6863
ZYJ1398			
Blade41969			6950
Clutch41980			6867
Eng. To Deck; W/59" Belt O.C.			6859
Eng. To Deck; W/62" Belt O.C.			6862
ZYJ1399; ZYJ1399A			
Blade41969			6950
Clutch165154			6864
Eng. To Deck165153			6862
ZYJ1400 Hydro			
Blade165161			6961
Clutch165163			6865
ZYJ1405; ZYJ1408			
Blade165161			6961
Clutch165165			6867
ZYJ1410A Hydro			
Blade165173			6963
Clutch165163			6865
ZYJ1410B Hydro			
Blade165161			6961

② Two Required.

Belts for Riding Mowers

Application	OEM No.	Standard Belts	Premium Belts
MONTGOMERY WARD - Continued			
ZYJ1410B Hydro - Continued			
Clutch	165163		6865
ZYJ1414A			
Mower Deck	165175		6945
Mower Drive	165174		6948
ZYJ1415			
Clutch	165172		6867
ZYJ1428; ZYJ1430			
Blade	165161		6961
Clutch	165165		6867
ZYJ1433			
Blade	165167		6951
Clutch	165172		6867
Eng. To Deck	165166		6864
ZYJ1434			
Blade	165161		6961
Clutch	165165		6867
ZYJ1439			
Clutch	165172		6867
ZYJ1450			
Blade	165161		6961
Clutch	165165		6867
ZYJ3720-1; ZYJ3720-2; ZYJ3730-1; ZYJ3730-2			
Blade	165183		6857
Trans.	165181		6839
ZYJ3760-0; ZYJ3770-0			
Blade	165179		6978
Clutch	165168		6837
ZYJ33800; ZYJ33801			
Blade	165161		6961
Clutch	165165		6867
ZYJ33808			
Blade	165167		6951
Clutch	165172		6867
Eng. To Deck	165166		6864
ZYJ33809			
Blade	165174		6948
Clutch	165172		6867
Eng. To Deck	165175		6945
ZYJ34504A; ZYJ34505A			
Blade	165184		6855
MOTO-MOWER			
26-300			
Belt	1008838	1285	
26-302			
Belt; W/25" Belt O.C.	4468	2250	6825
Belt; W/29" Belt O.C.	1032290		6829
61-300 24"			
Belt	1008838	1285	
61-302			
Belt; W/25" Belt O.C.	1004468	2250	6825
Belt; W/29" Belt O.C.	1032290		6829
61-302 24"			
Belt; W/25" Belt O.C.	4468	2250	6825
Belt; W/29" Belt O.C.	1032290		6829
306; 320			
Belt; W/25" Belt O.C.	1004468	2250	6825
Belt; W/29" Belt O.C.	1032290		6829
322; 323			
Belt	1032290		6829
331			
Belt; W/25" Belt O.C.	1004468	2250	6825
Belt; W/29" Belt O.C.	1032290		6829
6000; 6001			
High Speed Drive	1022480		6831
Low Speed Drive	1022149		6832
Transaxle	1022460	2600	6860

Application	OEM No.	Standard Belts	Premium Belts
MOTO-MOWER - Continued			
6007; 6008			
Belt; W/35" Belt O.C.	1034685	3350	6935
Belt; W/62" Belt O.C.	1034684	3620	6962
6024; 6025			
Gen.	1048684		7360
Eng. To J.S.	1040576	3330	6933
Transaxle	1034684	3620	6962
7000; 8000			
Belt; W/35" Belt O.C.	1034685	3350	6935
Belt; W/62" Belt O.C.	1034684	3620	6962
Deluxe 302 24"; Deluxe 304 24"			
Belt; W/25" Belt O.C.	4468	2250	6825
Belt; W/29" Belt O.C.	1032290		6829
Moto Boy			
Belt	1008838	1285	
Roto Ride 24"			
Belt; W/23" Belt O.C.			6823
Belt; W/27" Belt O.C.			6827
Belt; W/29" Belt O.C.	1032290		6829
Squire 22"			
Belt	4533	2330	6833
Super 26-302			
Belt; W/25" Belt O.C.	1004468	2250	6825
Belt; W/29" Belt O.C.	1032290		6829
Super 1900-14			
Belt	1008838	1285	
MTD GOLD			
13AP925P004			
Trans.	95404207		6879
Deck Drive	95404077		6778BR
13AX771S004			
Drive - Upper	9540241A		6494BR
Drive - Lower	9540249A		6520BR
Deck Drive	95404060B		6776BR
13AX795S004			
Drive	95404252		6884
Deck Drive	95404060B		6776BR
13AX915T004			
Trans.	95404207		6879
Deck Drive	95404219		6651BR
17AF2ACK004			
Trans.	95404043A	2580	
Deck Drive	95404138A		6783BR
17AF2ACP004			
Trans.	95404043A	2580	
Deck Drive	95404044A		6842BR
17AF2ACS004			
Trans.	95404043A	2580	
Deck Drive	95404137A		6684BR
MTD PRODUCTS, INC.			
3Z457			
Blade	7540167		6964
Trans.	7540164	2630	6863
3Z459			
Blade	7540145		6488BR
Drive; W/37" Belt O.C.	7540173	3370	6937
Drive; W/65" Belt O.C.	7540191		6865
3Z459A; 3Z459B; 3Z459C			
Blade	7540145		6488BR
Trans.; W/37" Belt O.C.	7540173	3370	6937
Trans.; W/65" Belt O.C.	7540191		6865
Trans.; W/82" Belt O.C.	7540226		6551BR
3Z460			
Blade	7540178	3820	6982
Trans.; W/48" Belt O.C.	7540200		6848
Trans.; W/50" Belt O.C.	7540179		6950
3Z464			
Blade	7540198		6451BR
Trans.	7540207		6842

Belts for Riding Mowers

Application	OEM No.	Standard Belts	Premium Belts
MTD PRODUCTS, INC. - Continued			
3Z523			
Gen.	7540169		3V355
P.T.O.	7540165		6834
3Z526			
Blade	7540184		6852
Eng. To Deck	7540180		6510BR
Trans.	7540182	3810	6981
3Z588			
Drive	7540218		6959
P.T.O.	7540214		6850
Trans.	7540211		6946
9-5165			
Blade	7540107		6830
Trans.	7540936		6847
9-5182; 9-5189			
Drive	7540151		6967
13A0619G			
Eng. To Deck	7540371A		6402BR
Eng. To V.S.	7540280		6447BR
V.S. To Trans.	7540370		6439BR
13A0673G			
Eng. To Deck	7540371A		6402BR
13A0675H			
Cross Deck	7540440		6477BR
Eng. To Deck	7540439		6406BR
Eng. To V.S.	7540280		6447BR
V.S. To Trans.	7540370		6439BR
13A0698G			
Eng. To Deck	7540371A		6402BR
Trans.	7540441		6417BR
13A747GF			
Eng. To Deck; W/38" Deck	7540329A		6630BR
13A1674G			
Eng. To Deck	7540371A		6402BR
Eng. To V.S.	7540280		6447BR
V.S. To Trans.	7540370		6439BR
13A2695G			
Eng. To Deck	7540371A		6402BR
Trans.	7540441		6417BR
13A3662F			
Eng. To Deck; W/38" Deck	7540329A		6630BR
Eng. To V.S.	7540280A		6447BR
13A4660F			
Eng. To Deck; W/38" Deck	7540329A		6630BR
13A4662F			
Eng. To Deck; W/38" Deck	7540329A		6630BR
Eng. To V.S.	7540280A		6447BR
13A4667F			
Eng. To Deck; W/38" Deck	7540329A		6630BR
13A5450F; 13A5453F; 13A5470F			
Eng. To Deck; W/38" Deck	7540329A		6630BR
Eng. To V.S.	7540280		6447BR
V.S. To Trans.	7540281		6405BR
13A5660F			
Eng. To Deck	7540329A		6630BR
Eng. To V.S.	7540280		6447BR
V.S. To Trans.	7540370		6439BR
13A5660G			
Eng. To Deck	7540371A		6402BR
Eng. To V.S.	7540280		6447BR
V.S. To Trans.	7540370		6439BR
13A5661F; 13A5665F			
Eng. To Deck	7540329A		6630BR
Eng. To V.S.	7540280		6447BR
V.S. To Trans.	7540370		6439BR
13A5670G; 13A6660G			
Eng. To Deck	7540371A		6402BR
Eng. To V.S.	7540280		6447BR
V.S. To Trans.	7540370		6439BR

Application	OEM No.	Standard Belts	Premium Belts
MTD PRODUCTS, INC. - Continued			
13A6665H			
Cross Deck	7540440		6477BR
Eng. To Deck	7540439		6406BR
13A6672G; 13A6673G			
Eng. To V.S.	7540280A		6447BR
13A6675G			
Eng. To Deck	7540371A		6402BR
Eng. To V.S.	7540280		6447BR
V.S. To Trans.	7540370		6439BR
13A6675H			
Cross Deck	7540440		6477BR
Eng. To Deck	7540439		6406BR
13A6693G; 13A6695G			
Eng. To Deck	7540371A		6402BR
Trans.	7540441		6417BR
13A6695H; 13A6698H; 13A6699H			
Cross Deck	7540440		6477BR
Eng. To Deck	7540439		6406BR
Trans.	7540441		6417BR
13A8673G; 13A8679G			
Eng. To V.S.	7540280A		6447BR
13A8693G			
Trans.	7540441		6417BR
13A8693H			
Cross Deck	7540440		6477BR
Eng. To Deck	7540439		6406BR
13A-45G; 13A-47G			
Deck; W/38" Deck	7540329A		6630BR
Variable Speed	7540281		6405BR
13A-67A			
Deck; W/38" Deck	7540329A		6630BR
Deck; W/42" Deck	7540371A		6402BR
Deck; W/46" Deck	7540440		6477BR
P.T.O.; W/46" Deck	7540439		6406BR
Variable Speed	7540370		6439BR
13A-69A			
Deck; W/38" Deck	7540329A		6630BR
Deck; W/42" Deck	7540371A		6402BR
Deck; W/46" Deck	7540440		6477BR
P.T.O.; W/46" Deck	7540439		6406BR
Trans.	7540349		6637BR
13A-325; 13A-328			
Deck	7540754		6576BR
Variable Speed	7540453		6617BR
13A-450; 13A-451; 13A-452; 13A-453			
Deck; W/36" Deck	7540364		6482BR
Deck; W/38" Deck	7540329A		6630BR
Variable Speed	7540281		6405BR
13A-455			
Deck; W/38" Deck	7540329A		6630BR
Variable Speed	7540281		6405BR
13A-470; 13A-471; 13A-472; 13A-473; 13A-475			
Deck; W/36" Deck	7540364		6482BR
Deck; W/38" Deck	7540329A		6630BR
Variable Speed	7540281		6405BR
13A-560			
Deck	7540264		6639BR
Eng.	7540241A		6494BR
Variable Speed	7540240		6511BR
13A-604			
Deck; W/46" Deck	7540349		6637BR
Drive	7540468		6556BR
P.T.O.; W/Electric P.T.O.; W/42" Deck ...	7540472		6812BR
P.T.O.; W/Electric P.T.O.; W/46" Deck ...	7540474		6480BR
P.T.O.; W/Man. P.T.O.; W/42" Deck	7540485		6575BR
P.T.O.; W/Man. P.T.O.; W/46" Deck	7540486		6502BR
Variable Speed	7540467		6606BR
13A-608			
Deck; W/46" Deck	7540349		6637BR
Drive	7540468		6556BR
P.T.O.; W/42" Deck	7540472		6812BR

Lawn & Garden Equipment

Belts for Riding Mowers

Application	OEM No.	Standard Belts	Premium Belts
MTD PRODUCTS, INC. - Continued			
13A-608 - Continued			
P.T.O.; W/46" Deck	7540476		6416BR
Variable Speed	7540467		6606BR
13A-614; 13A-619			
Deck; W/38" Deck	7540329A		6630BR
Deck; W/42" Deck	7540371A		6402BR
Deck; W/46" Deck	7540440		6477BR
P.T.O.; W/46" Deck	7540439		6406BR
Trans.	7540370		6439BR
13A-660			
Deck; W/38" Deck	7540329A		6630BR
Deck; W/42" Deck	7540371A		6402BR
Deck; W/46" Deck	7540440		6477BR
Eng.	7540280A		6447BR
P.T.O.; W/46" Deck	7540439		6406BR
Variable Speed	7540370		6439BR
13A-661; 13A-662; 13A-663; 13A-665; 13A-667; 13A-670; 13A-671; 13A-672; 13A-673; 13A-674			
Deck; W/38" Deck	7540329A		6630BR
Deck; W/42" Deck	7540371A		6402BR
Deck; W/46" Deck	7540440		6477BR
P.T.O.; W/46" Deck	7540439		6406BR
Variable Speed	7540370		6439BR
13A-675; 13A-677; 13A-678; 13A-679			
Deck; W/38" Deck	7540329A		6630BR
Deck; W/42" Deck	7540371A		6402BR
Deck; W/46" Deck	7540440		6477BR
P.T.O.; W/46" Deck	7540439		6406BR
Variable Speed	7540370		6439BR
13A-690; 13A-693; 13A-694; 13A-695; 13A-698; 13A-699			
Deck; W/38" Deck	7540329A		6630BR
Deck; W/42" Deck	7540371A		6402BR
Deck; W/46" Deck	7540440		6477BR
P.T.O.; W/46" Deck	7540439		6406BR
Trans.	7540349		6637BR
13A-6675			
Deck; W/38" Deck	7540329A		6630BR
Deck; W/46" Deck	7540440		6477BR
P.T.O.; W/46" Deck	7540439		6406BR
Variable Speed	7540370		6439BR
13A-6699			
Deck; W/38" Deck	7540329A		6630BR
Deck; W/42" Deck	7540371A		6402BR
Deck; W/46" Deck	7540440		6477BR
P.T.O.; W/46" Deck	7540439		6406BR
Trans.	7540349		6637BR
13AA617			
Deck; W/46" Deck	7540349		6637BR
Drive	7540349		6637BR
P.T.O.; W/42" Deck	7540485		6575BR
P.T.O.; W/46" Deck	7540486		6502BR
13AB560			
Deck	7540264		6639BR
Eng.	7540241A		6494BR
Variable Speed	7540240		6511BR
13AB699H			
Cross Deck	7540440		6477BR
Eng. To Deck	7540439		6406BR
Trans.	7540441		6417BR
13AC450F			
Eng. To Deck; W/38" Deck	7540329A		6630BR
Eng. To V.S.	7540280		6447BR
V.S. To Trans.	7540281		6405BR
13AD604			
Deck; W/46" Deck	7540349		6637BR
Drive	7540468		6556BR
P.T.O.; W/Electric P.T.O.; W/42" Deck	7540472		6812BR
P.T.O.; W/Electric P.T.O.; W/46" Deck	7540474		6480BR
P.T.O.; W/Man. P.T.O.; W/42" Deck	7540485		6575BR
P.T.O.; W/Man. P.T.O.; W/46" Deck	7540486		6502BR
Variable Speed	7540467		6606BR

Application	OEM No.	Standard Belts	Premium Belts
MTD PRODUCTS, INC. - Continued			
13AD604G			
Cross Deck	7540349		6637BR
Drive	7540468		6556BR
P.T.O.	7540474		6480BR
Variable Speed	7540467		6606BR
13AD608			
Deck; W/46" Deck	7540349		6637BR
Drive	7540468		6556BR
P.T.O.; W/42" Deck	7540472		6812BR
P.T.O.; W/46" Deck	7540476		6416BR
Variable Speed	7540467		6606BR
13AD624G			
P.T.O.; W/Electric P.T.O.	7540472		6812BR
13AD674			
Deck; W/42" Deck	7540371A		6402BR
Variable Speed	7540370		6439BR
13AD674G			
Eng. To Deck	7540371A		6402BR
13AE450E			
Eng. To V.S.	7540280		6447BR
V.S. To Trans.	7540281		6405BR
13AE450F; 13AE451F; 13AE470F			
Eng. To Deck; W/38" Deck	7540329A		6630BR
Eng. To V.S.	7540280		6447BR
V.S. To Trans.	7540281		6405BR
13AF560			
Deck	7540264		6639BR
Eng.	7540241A		6494BR
Variable Speed	7540240		6511BR
13AF660G			
Eng. To V.S.	7540280A		6447BR
13AF695H			
Cross Deck	7540440		6477BR
Eng. To Deck	7540439		6406BR
Trans.	7540441		6417BR
13AG609G			
Drive	7540468		6556BR
P.T.O.; W/Electric P.T.O.	7540472		6812BR
Variable Speed	7540467		6606BR
13AG619H			
Cross Deck	7540349		6637BR
Drive	7540468		6556BR
P.T.O.; W/Electric P.T.O.	7540474		6480BR
P.T.O.; W/Man. P.T.O.	7540486		6502BR
Variable Speed	7540467		6606BR
13AG675			
Deck; W/38" Deck	7540329A		6630BR
Deck; W/42" Deck	7540371A		6402BR
Deck; W/46" Deck	7540440		6477BR
P.T.O.; W/46" Deck	7540439		6406BR
Variable Speed	7540370		6439BR
13AG675G; 13AG678G			
Eng. To Deck	7540371A		6402BR
Eng. To V.S.	7540280		6447BR
V.S. To Trans.	7540370		6439BR
13AG679H			
Cross Deck	7540440		6477BR
Eng. To Deck	7540439		6406BR
Eng. To V.S.	7540280		6447BR
V.S. To Trans.	7540370		6439BR
13AG695			
Deck; W/42" Deck	7540371A		6402BR
Deck; W/46" Deck	7540440		6477BR
P.T.O.; W/46" Deck	7540439		6406BR
Trans.	7540349		6637BR
13AG695G			
Eng. To Deck	7540371A		6402BR
Trans.	7540441		6417BR
13AG698H			
Cross Deck	7540440		6477BR
Eng. To Deck	7540439		6406BR

Belts for Riding Mowers

Lawn & Garden Equipment

Application	OEM No.	Standard Belts	Premium Belts
MTD PRODUCTS, INC. - Continued			
13AG698H - Continued			
Trans.	7540441		6417BR
13AH450F			
Eng. To Deck; W/38" Deck	7540329A		6630BR
Eng. To V.S.	7540280		6447BR
V.S. To Trans.	7540281		6405BR
13AH451E			
Eng. To V.S.	7540280		6447BR
V.S. To Trans.	7540281		6405BR
13AH451F			
Eng. To Deck; W/38" Deck	7540329A		6630BR
Eng. To V.S.	7540280		6447BR
V.S. To Trans.	7540281		6405BR
13AH471F			
Eng. To Deck; W/38" Deck	7540329A		6630BR
V.S. To Trans.	7540281		6405BR
13AH660			
Deck; W/38" Deck	7540329A		6630BR
Deck; W/42" Deck	7540371A		6402BR
Deck; W/46" Deck	7540440		6477BR
P.T.O.; W/46" Deck	7540439		6406BR
Variable Speed	7540370		6439BR
13AH660F			
Eng. To Deck	7540329A		6630BR
Eng. To V.S.	7540280A		6447BR
V.S. To Trans.	7540370		6439BR
13AH661F			
Eng. To Deck	7540329A		6630BR
Eng. To V.S.	7540280		6447BR
V.S. To Trans.	7540370		6439BR
13AH662F			
Eng. To Deck; W/38" Deck	7540329A		6630BR
Eng. To V.S.	7540280A		6447BR
13AH665F; 13AH667F; 13AH670F			
Eng. To Deck; W/38" Deck	7540329A		6630BR
13AH672F			
Eng. To Deck; W/38" Deck	7540329A		6630BR
Eng. To V.S.	7540280A		6447BR
13AI69AH			
Cross Deck	7540349		6637BR
Eng. To Deck	7540439		6406BR
Trans.	7540441		6417BR
13AI607			
Deck; W/46" Deck	7540349		6637BR
Drive	7540468		6556BR
P.T.O.; W/42" Deck	7540485		6575BR
P.T.O.; W/46" Deck	7540486		6502BR
Variable Speed	7540467		6606BR
13AI607H			
Cross Deck	7540349		6637BR
Drive	7540468		6556BR
P.T.O.; W/Electric P.T.O.	7540474		6480BR
P.T.O.; W/Man. P.T.O.	7540486		6502BR
Variable Speed	7540467		6606BR
13AI608G			
Drive	7540468		6556BR
P.T.O.; W/Electric P.T.O.	7540472		6812BR
P.T.O.; W/Man. P.T.O.	7540485		6575BR
Variable Speed	7540467		6606BR
13AI608H			
Cross Deck	7540349		6637BR
Drive	7540468		6556BR
P.T.O.; W/Electric P.T.O.	7540474		6480BR
P.T.O.; W/Man. P.T.O.	7540486		6502BR
Variable Speed	7540467		6606BR
13AI609H			
Cross Deck	7540349		6637BR
Drive	7540468		6556BR
P.T.O.; W/Electric P.T.O.	7540474		6480BR
Variable Speed	7540467		6606BR

Application	OEM No.	Standard Belts	Premium Belts
MTD PRODUCTS, INC. - Continued			
13AI618H			
Cross Deck	7540349		6637BR
Drive	7540468		6556BR
P.T.O.; W/Electric P.T.O.	7540474		6480BR
P.T.O.; W/Man. P.T.O.	7540486		6502BR
Variable Speed	7540467		6606BR
13AI673H			
Cross Deck	7540440		6477BR
Eng. To Deck	7540439		6406BR
Eng. To V.S.	7540280A		6447BR
13AI674G			
Eng. To V.S.	7540280		6447BR
13AI674H			
Cross Deck	7540440		6477BR
13AI675H			
Cross Deck	7540440		6477BR
Eng. To Deck	7540439		6406BR
Eng. To V.S.	7540280A		6447BR
V.S. To Trans.	7540370		6439BR
13AI693H; 13AI695H; 13AI699H			
Cross Deck	7540440		6477BR
Eng. To Deck	7540439		6406BR
Trans.	7540441		6417BR
13AJ609H			
Cross Deck	7540349		6637BR
Drive	7540468		6556BR
P.T.O.; W/Electric P.T.O.	7540474		6480BR
Variable Speed	7540467		6606BR
13AJ693H; 13AJ694H; 13AJ695H			
Cross Deck	7540440		6477BR
Eng. To Deck	7540439		6406BR
Trans.	7540441		6417BR
13AJ699			
Deck; W/38" Deck	7540329A		6630BR
Deck; W/42" Deck	7540371A		6402BR
Deck; W/46" Deck	7540440		6477BR
P.T.O.; W/46" Deck	7540439		6406BR
Trans.	7540349		6637BR
13AJ699H			
Cross Deck	7540440		6477BR
Eng. To Deck	7540439		6406BR
Trans.	7540441		6417BR
13AK604			
Deck; W/46" Deck	7540349		6637BR
Drive	7540468		6556BR
P.T.O.; W/Electric P.T.O.; W/42" Deck ..	7540472		6812BR
P.T.O.; W/Electric P.T.O.; W/46" Deck ..	7540474		6480BR
P.T.O.; W/Man. P.T.O.; W/42" Deck	7540485		6575BR
P.T.O.; W/Man. P.T.O.; W/46" Deck	7540486		6502BR
Variable Speed	7540467		6606BR
13AK604G			
Drive	7540468		6556BR
P.T.O.; W/Electric P.T.O.	7540472		6812BR
P.T.O.; W/Man. P.T.O.	7540485		6575BR
Variable Speed	7540467		6606BR
13AK608			
Deck; W/46" Deck	7540349		6637BR
Drive	7540468		6556BR
P.T.O.; W/42" Deck	7540472		6812BR
P.T.O.; W/46" Deck	7540476		6416BR
Variable Speed	7540467		6606BR
13AK608G			
Drive	7540468		6556BR
P.T.O.; W/Electric P.T.O.	7540472		6812BR
P.T.O.; W/Man. P.T.O.	7540485		6575BR
Variable Speed	7540467		6606BR
13AK660G			
Eng. To Deck	7540371A		6402BR
13AK673G			
Eng. To V.S.	7540280A		6447BR
13AK693G			
Trans.	7540441		6417BR

Belts for Riding Mowers

Application	OEM No.	Standard Belts	Premium Belts
MTD PRODUCTS, INC. - Continued			
13AK695H			
Cross Deck	7540440		6477BR
Eng. To Deck	7540439		6406BR
Trans.	7540441		6417BR
13AL450C			
Eng. To V.S.	7540280		6447BR
V.S. To Trans.	7540281		6405BR
13AL452F; 13AL470F			
Eng. To Deck; W/38" Deck	7540329A		6630BR
Eng. To V.S.	7540280		6447BR
V.S. To Trans.	7540281		6405BR
13AL660F; 13AL667F			
Eng. To Deck	7540329A		6630BR
Eng. To V.S.	7540280		6447BR
V.S. To Trans.	7540370		6439BR
13AL670F			
Eng. To Deck; W/38" Deck	7540329A		6630BR
Eng. To V.S.	7540280A		6447BR
13AL675F; 13AL677F			
Eng. To Deck	7540329A		6630BR
Eng. To V.S.	7540280		6447BR
V.S. To Trans.	7540370		6439BR
13AM47GF			
Eng. To Deck; W/38" Deck	7540329A		6630BR
V.S. To Trans.	7540281		6405BR
13AM67AG			
Eng. To Deck	7540371A		6402BR
Eng. To V.S.	7540280		6447BR
V.S. To Trans.	7540370		6439BR
13AM69A			
Trans.	7540349		6637BR
13AM69AG			
Eng. To Deck	7540371A		6402BR
Trans.	7540441		6417BR
13AM475F			
Eng. To Deck; W/38" Deck	7540329A		6630BR
V.S. To Trans.	7540281		6405BR
13AM660F			
Eng. To Deck; W/38" Deck	7540329A		6630BR
Eng. To V.S.	7540280A		6447BR
13AM660G			
Eng. To Deck	7540371A		6402BR
Eng. To V.S.	7540280		6447BR
V.S. To Trans.	7540370		6439BR
13AM665G			
Eng. To Deck	7540371A		6402BR
Eng. To V.S.	7540280A		6447BR
13AM667F			
Eng. To Deck; W/38" Deck	7540329A		6630BR
Eng. To V.S.	7540280		6447BR
V.S. To Trans.	7540370		6439BR
13AM670G			
Eng. To Deck	7540371A		6402BR
Eng. To V.S.	7540280A		6447BR
V.S. To Trans.	7540370		6439BR
13AM672F			
Eng. To Deck	7540329A		6630BR
Eng. To V.S.	7540280		6447BR
V.S. To Trans.	7540370		6439BR
13AM672G; 13AM673G			
Eng. To Deck	7540371A		6402BR
Eng. To V.S.	7540280A		6447BR
V.S. To Trans.	7540370		6439BR
13AM675G			
Eng. To Deck	7540371A		6402BR
Eng. To V.S.	9540280A		6447BR
V.S. To Trans.	7540370		6439BR
13AM678G			
Eng. To V.S.	7540280A		6447BR

Application	OEM No.	Standard Belts	Premium Belts
MTD PRODUCTS, INC. - Continued			
13AM679G			
Eng. To Deck	7540371A		6402BR
Eng. To V.S.	7540280		6447BR
V.S. To Trans.	7540370		6439BR
13AM690			
Deck; W/38" Deck	7540329A		6630BR
Deck; W/42" Deck	7540371A		6402BR
Deck; W/46" Deck	7540440		6477BR
P.T.O.; W/46" Deck	7540439		6406BR
Trans.	7540349		6637BR
13AM690G; 13AM693G; 13AM695G;			
13AM698G			
Eng. To Deck	7540371A		6402BR
Trans.	7540441		6417BR
13AN475F			
V.S. To Trans.	7540281		6405BR
13AN607H			
Cross Deck	7540349		6637BR
Drive	7540468		6556BR
P.T.O.; W/Electric P.T.O.	7540474		6480BR
P.T.O.; W/Man. P.T.O.	7540486		6502BR
Variable Speed	7540467		6606BR
13AN659H			
Cross Deck	7540440		6477BR
13AN672F			
Eng. To Deck; W/38" Deck	7540329A		6630BR
13AN673G			
Eng. To V.S.	7540280A		6447BR
13AN675G			
Eng. To Deck	7540371A		6402BR
Eng. To V.S.	7540280A		6447BR
13AN678G			
Eng. To V.S.	7540280A		6447BR
13AN679G			
Eng. To Deck	7540371A		6402BR
Eng. To V.S.	7540280A		6447BR
13AN690G; 13AN693G			
Trans.	7540441		6417BR
13AN693H			
Cross Deck	7540440		6477BR
Eng. To Deck	7540439		6406BR
Trans.	7540441		6417BR
13AN694G			
Trans.	7540441		6417BR
13AN695G			
Eng. To Deck	7540371A		6402BR
Trans.	7540441		6417BR
13AN695H			
Eng. To Deck	7540439		6406BR
Trans.	7540441		6417BR
13AN697G			
Eng. To Deck	7540371A		6402BR
Trans.	7540441		6417BR
13AN698G			
Deck	7540371A		6402BR
Trans.	7540441		6417BR
13AN698H			
Cross Deck	7540440		6477BR
Eng. To Deck	7540439		6406BR
Trans.	7540441		6417BR
13AN699G			
Trans.	7540441		6417BR
13AO69AG			
Cross Deck	7540440		6477BR
Deck	7540371A		6402BR
Trans.	7540441		6417BR
13AO619			
Deck; W/38" Deck	7540329A		6630BR
Deck; W/42" Deck	7540371A		6402BR
Deck; W/46" Deck	7540440		6477BR

Belts for Riding Mowers

Application	OEM No.	Standard Belts	Premium Belts
MTD PRODUCTS, INC. - Continued			
13AO619 - Continued			
P.T.O.; W/46" Deck	7540439		6406BR
Trans.	7540370		6439BR
13AO619G			
Eng. To V.S.	7540280		6447BR
13AO663F			
Eng. To Deck; W/38" Deck	7540329A		6630BR
Eng. To V.S.	7540280A		6447BR
13AO665G; 13AO670G			
Eng. To Deck	7540371A		6402BR
Eng. To V.S.	7540280		6447BR
V.S. To Trans.	7540370		6439BR
13AO673H			
Cross Deck	7540440		6477BR
Eng. To Deck	7540439		6406BR
Eng. To V.S.	7540280		6447BR
V.S. To Trans.	7540370		6439BR
13AO675G			
Eng. To V.S.	7540280A		6447BR
13AO675H			
Eng. To V.S.	7540280		6447BR
13AO678H			
Cross Deck	7540440		6477BR
Eng. To Deck	7540439		6406BR
Eng. To V.S.	7540280		6447BR
V.S. To Trans.	7540370		6439BR
13AO695G; 13AO698G			
Eng. To Deck	7540371A		6402BR
Trans.	7540441		6417BR
13AO699G			
Trans.	7540441		6417BR
13AQ607H			
Cross Deck	7540349		6637BR
Drive	7540468		6556BR
P.T.O.; W/Electric P.T.O.	7540474		6480BR
P.T.O.; W/Man. P.T.O.	7540486		6502BR
Variable Speed	7540467		6606BR
13AQ609G			
Drive	7540468		6556BR
P.T.O.; W/Electric P.T.O.	7540472		6812BR
P.T.O.; W/Man. P.T.O.	7540485		6575BR
Variable Speed	7540467		6606BR
13AQ665G			
Eng. To Deck	7540371A		6402BR
Eng. To V.S.	7540280		6447BR
13AQ665H			
Cross Deck	7540440		6477BR
Eng. To Deck	7540439		6406BR
Eng. To V.S.	7540280		6447BR
V.S. To Trans.	7540370		6439BR
13AQ670G			
Eng. To Deck	7540371A		6402BR
13AQ670H			
Cross Deck	7540440		6477BR
Eng. To Deck	7540439		6406BR
Eng. To V.S.	7540280		6447BR
V.S. To Trans.	7540370		6439BR
13AQ673G			
Eng. To Deck	7540371A		6402BR
Eng. To V.S.	7540280		6447BR
V.S. To Trans.	7540370		6439BR
13AQ675H			
Cross Deck	7540440		6477BR
Eng. To Deck	7540439		6406BR
Eng. To V.S.	7540280		6447BR
V.S. To Trans.	7540370		6439BR
13AQ695G			
Eng. To Deck	7540371A		6402BR
Trans.	7540441		6417BR
13AQ695H; 13AQ698H; 13AQ699H			
Cross Deck	7540440		6477BR

Application	OEM No.	Standard Belts	Premium Belts
MTD PRODUCTS, INC. - Continued			
13AQ695H; 13AQ698H; 13AQ699H - Continued			
Eng. To Deck	7540439		6406BR
Trans.	7540441		6417BR
13AR608G			
Drive	7540468		6556BR
P.T.O.; W/Electric P.T.O.	7540472		6812BR
Variable Speed	7540467		6606BR
13AR698G			
Eng. To Deck	7540371A		6402BR
Trans.	7540441		6417BR
13AS607H; 13AS608H			
Cross Deck	7540349		6637BR
Drive	7540468		6556BR
P.T.O.; W/Electric P.T.O.	7540474		6480BR
P.T.O.; W/Man. P.T.O.	7540486		6502BR
Variable Speed	7540467		6606BR
13AS670G			
Eng. To Deck	7540371A		6402BR
13AS673G			
Eng. To Deck	7540371A		6402BR
Eng. To V.S.	7540280		6447BR
V.S. To Trans.	7540370		6439BR
13AS673H			
Cross Deck	7540440		6477BR
Eng. To Deck	7540439		6406BR
13AS675G			
Eng. To Deck	7540371A		6402BR
Eng. To V.S.	7540280		6447BR
V.S. To Trans.	7540370		6439BR
13AS675H			
Cross Deck	7540440		6477BR
Eng. To Deck	7540439		6406BR
Eng. To V.S.	7540280A		6447BR
V.S. To Trans.	7540370		6439BR
13AS679			
Deck; W/38" Deck	7540329A		6630BR
Deck; W/42" Deck	7540371A		6402BR
Deck; W/46" Deck	7540440		6477BR
P.T.O.; W/46" Deck	7540439		6406BR
Variable Speed	7540370		6439BR
13AS679G			
Eng. To Deck	7540371A		6402BR
Eng. To V.S.	7540280		6447BR
V.S. To Trans.	7540370		6439BR
13AS693H			
Cross Deck	7540440		6477BR
Eng. To Deck	7540439		6406BR
Trans.	7540441		6417BR
13AS695G			
Eng. To Deck	7540371A		6402BR
Trans.	7540441		6417BR
13AS695H			
Cross Deck	7540440		6477BR
Eng. To Deck	7540439		6406BR
Trans.	7540441		6417BR
13AS698G			
Trans.	7540441		6417BR
13AS699			
Trans.	7540349		6637BR
13AS699G			
Eng. To Deck	7540371A		6402BR
Trans.	7540441		6417BR
13AS699H			
Cross Deck	7540440		6477BR
Eng. To Deck	7540439		6406BR
Trans.	7540441		6417BR
13AT608H			
Cross Deck	7540349		6637BR
Drive	7540468		6556BR
P.T.O.; W/Electric P.T.O.	7540474		6480BR

Lawn & Garden Equipment

Belts for Riding Mowers

Application	OEM No.	Standard Belts	Premium Belts
MTD PRODUCTS, INC. - Continued			
13AT608H - Continued			
Variable Speed	7540467		6606BR
13AT618G			
Cross Deck	7540349		6637BR
Drive	7540468		6556BR
P.T.O.; W/Electric P.T.O.	7540472		6812BR
P.T.O.; W/Man. P.T.O.	7540485		6575BR
Variable Speed	7540467		6606BR
13AT694G			
Eng. To Deck	7540371A		6402BR
Trans.	7540441		6417BR
13AT694H			
Trans.	7540441		6417BR
13AU604			
Deck; W/46" Deck	7540349		6637BR
Drive	7540468		6556BR
P.T.O.; W/Electric P.T.O.; W/42" Deck ..	7540472		6812BR
P.T.O.; W/Electric P.T.O.; W/46" Deck ..	7540474		6480BR
P.T.O.; W/Man. P.T.O.; W/42" Deck ..	7540485		6575BR
P.T.O.; W/Man. P.T.O.; W/46" Deck ..	7540486		6502BR
Variable Speed	7540467		6606BR
13AU604H			
Cross Deck	7540349		6637BR
Drive	7540468		6556BR
P.T.O.	7540476		6416BR
Variable Speed	7540467		6606BR
13AU607H			
Cross Deck	7540349		6637BR
Drive	7540468		6556BR
P.T.O.; W/Electric P.T.O.	7540474		6480BR
P.T.O.; W/Man. P.T.O.	7540486		6502BR
Variable Speed	7540467		6606BR
13AU608H			
Cross Deck	7540349		6637BR
Drive	7540468		6556BR
P.T.O.; W/Electric P.T.O.	7540474		6480BR
Variable Speed	7540467		6606BR
13AU618H; 13AU624H			
Cross Deck	7540349		6637BR
P.T.O.; W/Electric P.T.O.	7540474		6480BR
13AU694H; 13AU695H			
Cross Deck	7540440		6477BR
Eng. To Deck	7540439		6406BR
Trans.	7540441		6417BR
13AV607H			
Cross Deck	7540349		6637BR
Drive	7540468		6556BR
P.T.O.; W/Electric P.T.O.	7540474		6480BR
Variable Speed	7540467		6606BR
13AV694G			
Eng. To Deck	7540371A		6402BR
Trans.	7540441		6417BR
13AX604G			
Cross Deck	7540349		6637BR
Drive	7540468		6556BR
P.T.O.	7540476		6416BR
Variable Speed	7540467		6606BR
13AX604H			
Cross Deck	7540349		6637BR
Drive	7540468		6556BR
P.T.O.; W/Electric P.T.O.	7540474		6480BR
P.T.O.; W/Man. P.T.O.	7540486		6502BR
Variable Speed	7540467		6606BR
13AX614			
Deck; W/38" Deck	7540329A		6630BR
Deck; W/42" Deck	7540371A		6402BR
Deck; W/46" Deck	7540440		6477BR
P.T.O.; W/46" Deck	7540439		6406BR
Trans.	7540370		6439BR
13AX614G; 13AX674G			
Eng. To Deck	7540371A		6402BR
Eng. To V.S.	7540280		6447BR

Application	OEM No.	Standard Belts	Premium Belts
MTD PRODUCTS, INC. - Continued			
13AX614G; 13AX674G - Continued			
V.S. To Trans.	7540370		6439BR
13AX675G			
Eng. To V.S.	7540280A		6447BR
13AX693G			
Eng. To Deck	7540371A		6402BR
Trans.	7540441		6417BR
13AX694			
Deck; W/42" Deck	7540371A		6402BR
Deck; W/46" Deck	7540440		6477BR
P.T.O.; W/46" Deck	7540439		6406BR
13AX694G			
Eng. To Deck	7540371A		6402BR
Trans.	7540441		6417BR
13AY609H			
Cross Deck	7540349		6637BR
Drive	7540468		6556BR
P.T.O.; W/Electric P.T.O.	7540474		6480BR
Variable Speed	7540467		6606BR
13AZ604H			
Cross Deck	7540349		6637BR
Drive	7540468		6556BR
P.T.O.	7540476		6416BR
Variable Speed	7540467		6606BR
13B-325			
Deck	7540754		6576BR
Variable Speed	7540453		6617BR
13B-609			
Deck; W/46" Deck	7540349		6637BR
Drive	7540468		6556BR
P.T.O.; W/Electric P.T.O.; W/42" Deck ...	7540472		6812BR
P.T.O.; W/Electric P.T.O.; W/46" Deck ...	7540474		6480BR
P.T.O.; W/Man. P.T.O.; W/42" Deck	7540485		6575BR
P.T.O.; W/Man. P.T.O.; W/46" Deck	7540486		6502BR
Variable Speed	7540467		6606BR
13BD604G			
Drive	7540468		6556BR
Variable Speed	7540467		6606BR
13BD609			
Deck; W/46" Deck	7540349		6637BR
Drive	7540468		6556BR
P.T.O.; W/Electric P.T.O.; W/42" Deck ...	7540472		6812BR
P.T.O.; W/Electric P.T.O.; W/46" Deck ...	7540474		6480BR
P.T.O.; W/Man. P.T.O.; W/42" Deck	7540485		6575BR
P.T.O.; W/Man. P.T.O.; W/46" Deck	7540486		6502BR
Variable Speed	7540467		6606BR
13BD609G			
Drive	7540468		6556BR
P.T.O.; W/Electric P.T.O.	7540472		6812BR
P.T.O.; W/Man. P.T.O.	7540485		6575BR
Variable Speed	7540467		6606BR
13BG698H			
Cross Deck	7540440		6477BR
Eng. To Deck	7540439		6406BR
Trans.	7540441		6417BR
13BH660F; 13BH670F			
Eng. To Deck; W/38" Deck	7540329A		6630BR
Eng. To V.S.	7540280A		6447BR
13BJ695H			
Cross Deck	7540440		6477BR
Eng. To Deck	7540439		6406BR
Trans.	7540441		6417BR
13BK608G			
Drive	7540468		6556BR
P.T.O.; W/Electric P.T.O.	7540472		6812BR
Variable Speed	7540467		6606BR
13BK695H			
Cross Deck	7540440		6477BR
Eng. To Deck	7540439		6406BR
Trans.	7540441		6417BR

Belts for Riding Mowers

Application	OEM No.	Standard Belts	Premium Belts
MTD PRODUCTS, INC. - Continued			
13BM675G			
Eng. To V.S.	7540280A		6447BR
13BM698G			
Trans.	7540441		6417BR
13BN673G			
Eng. To V.S.	7540280A		6447BR
13BN695G			
Trans.	7540441		6417BR
13BQ670G			
Eng. To V.S.	7540280A		6447BR
13BQ695H			
Cross Deck	7540440		6477BR
Eng. To Deck	7540439		6406BR
Trans.	7540441		6417BR
13BR609G			
Drive	7540468	6556BR	
P.T.O.; W/Electric P.T.O.	7540472	6812BR	
P.T.O.; W/Man. P.T.O.	7540485	6575BR	
Variable Speed	7540467	6606BR	
13BR698G			
Trans.	7540441		6417BR
13BS693H			
Cross Deck	7540440		6477BR
Eng. To Deck	7540439		6406BR
Trans.	7540441		6417BR
13BU609H			
Cross Deck	7540349	6637BR	
Drive	7540468	6556BR	
P.T.O.; W/Electric P.T.O.	7540474	6480BR	
P.T.O.; W/Man. P.T.O.	7540486	6502BR	
Variable Speed	7540467	6606BR	
13BX609G			
Drive	7540468	6556BR	
P.T.O.; W/Electric P.T.O.	7540472	6812BR	
P.T.O.; W/Man. P.T.O.	7540485	6575BR	
Variable Speed	7540467	6606BR	
13BX614			
Deck; W/38" Deck	7540329A	6630BR	
Deck; W/42" Deck	7540371A	6402BR	
Deck; W/46" Deck	7540440	6477BR	
P.T.O.; W/46" Deck	7540439	6406BR	
Trans.	7540370	6439BR	
13BX614G			
Eng. To Deck	7540371		6402BR
13BX694G			
Deck	7540371A	6402BR	
Trans.	7540441	6417BR	
13BZ609			
Deck; W/46" Deck	7540349	6637BR	
Drive	7540468	6556BR	
P.T.O.; W/Electric P.T.O.; W/42" Deck ..	7540472	6812BR	
P.T.O.; W/Electric P.T.O.; W/46" Deck ..	7540474	6480BR	
P.T.O.; W/Man. P.T.O.; W/42" Deck	7540485	6575BR	
P.T.O.; W/Man. P.T.O.; W/46" Deck	7540486	6502BR	
Variable Speed	7540467	6606BR	
13BZ609H			
Cross Deck	7540349	6637BR	
Drive	7540468	6556BR	
P.T.O.; W/Electric P.T.O.	7540474	6480BR	
P.T.O.; W/Man. P.T.O.	7540486	6502BR	
Variable Speed	7540467	6606BR	
13CD609G			
Drive	7540468	6556BR	
P.T.O.; W/Electric P.T.O.	7540472	6812BR	
Variable Speed	7540467	6606BR	
13CH660F			
Eng. To Deck; W/38" Deck	7540329A	6630BR	
Eng. To V.S.	7540280A	6447BR	
14-360			
Blade	7540935	2310	6831
Trans.	7540936	2470	6847

Application	OEM No.	Standard Belts	Premium Belts
MTD PRODUCTS, INC. - Continued			
14-410			
Blade	7540138	3500	6950
14-420; 14-430			
Blade	7540127		6966
Trans.; W/25" Belt O.C.	7540135		6925
Trans.; W/31" Belt O.C.	7540136		6931
14-460; 14-470			
Blade	7540118		6963
Gen.	7540134		7330
Trans.	7540937	3590	6959
14A9843H			
Cross Deck	7540349		6637BR
Drive	7540446		6605BR
Eng. To V.S.	7540280		6447BR
14A-82A; 14A-84A; 14A-820; 14A-823; 14A-824; 14A-825; 14A-829			
Deck; W/46" Deck	7540349		6637BR
Deck; W/50" Deck	7540291A		6641BR
P.T.O.; W/46" Deck	7540350		6464BR
P.T.O.; W/50" Deck	7540364		6482BR
Trans.	7540446		6605BR
14A-833; 14A-834; 14A-835; 14A-839			
Deck; W/46" Deck	7540349		6637BR
Deck; W/50" Deck	7540291A		6641BR
Eng.	7540461		6519BR
P.T.O.; W/46" Deck	7540350		6464BR
P.T.O.; W/50" Deck	7540364		6482BR
14A-840; 14A-843; 14A-844; 14A-845; 14A-849			
Deck; W/46" Deck	7540349		6637BR
Deck; W/50" Deck	7540291A		6641BR
P.T.O.; W/46" Deck	7540350		6464BR
P.T.O.; W/50" Deck	7540364		6482BR
Trans.	7540446		6605BR
14AI825H			
Cross Deck	7540349		6637BR
Drive	7540446		6605BR
14AI825P			
Cross Deck	7540291A		6641BR
Eng. To Deck	7540364		6482BR
Eng. To V.S.	7540280		6447BR
V.S. To Trans.	7540446		6605BR
14AI828H			
Cross Deck	7540349		6637BR
Drive	7540446		6605BR
14AI835P			
Cross Deck	7540291A		6641BR
Drive	7540461		6519BR
Eng. To Deck	7540364		6482BR
14AI839H			
Cross Deck	7540349		6637BR
Drive	7540461		6519BR
14AI845H; 14AI849H; 14AJ84AH; 14AJ825H			
Cross Deck	7540349		6637BR
Drive	7540446		6605BR
14AJ825P			
Cross Deck	7540291A		6641BR
Eng. To Deck	7540364		6482BR
Eng. To V.S.	7540280		6447BR
V.S. To Trans.	7540446		6605BR
14AJ835P; 14AJ839P			
Cross Deck	7540291A		6641BR
Drive	7540461		6519BR
Eng. To Deck	7540364		6482BR
14AJ844H			
Cross Deck	7540349		6637BR
Drive	7540446		6605BR
Eng. To V.S.	7540280		6447BR
14AJ845H; 14AJ848H; 14AJ849H			
Cross Deck	7540349		6637BR
Drive	7540446		6605BR

Belts for Riding Mowers

Application	OEM No.	Standard Belts	Premium Belts
MTD PRODUCTS, INC. - Continued			
14AJ849P			
Cross Deck	7540291A		6641BR
Eng. To Deck	7540364		6482BR
Eng. To V.S.	7540280		6447BR
V.S. To Trans.	7540446		6605BR
14AK825H			
Cross Deck	7540349		6637BR
Drive	7540446		6605BR
Eng. To V.S.	7540280		6447BR
14AP849P			
Cross Deck	7540291A		6641BR
Eng. To Deck	7540364		6482BR
Eng. To V.S.	7540280		6447BR
V.S. To Trans.	7540446		6605BR
14AQ825H			
Cross Deck	7540349		6637BR
Drive	7540446		6605BR
Eng. To V.S.	7540280		6447BR
14AR807P			
Cross Deck	7540291A		6641BR
Eng. To V.S.	7540467		6606BR
P.T.O.; W/Electric P.T.O.	7540475		6805BR
V.S. To Trans.	7540468		6556BR
14AS82AH; 14AS83AH			
Cross Deck	7540349		6637BR
Drive	7540461		6519BR
14AS84AH; 14AS820H; 14AS825H			
Cross Deck	7540349		6637BR
Drive	7540446		6605BR
Eng. To V.S.	7540280		6447BR
14AS833H			
Cross Deck	7540349		6637BR
Drive	7540461		6519BR
14AS840H			
Cross Deck	7540349		6637BR
Eng. To Deck	7540350		6464BR
Eng. To V.S.	7540280		6447BR
V.S. To Trans.	7540446		6605BR
14AS843H; 14AS845H			
Cross Deck	7540349		6637BR
Drive	7540446		6605BR
Eng. To V.S.	7540280		6447BR
14AS848H			
Cross Deck	7540349		6637BR
Drive	7540446		6605BR
14AS849H			
Cross Deck	7540349		6637BR
Drive	7540446		6605BR
Eng. To V.S.	7540280		6447BR
14AU804			
Deck; W/46" Deck	7540474		6480BR
Deck; W/50" Deck	7540291A		6641BR
Drive	7540468		6556BR
P.T.O.; W/46" Deck	7540476		6416BR
P.T.O.; W/50" Deck	7540475		6805BR
Variable Speed	7540467		6606BR
14AU804H			
Cross Deck	7540349		6637BR
Drive	7540468		6556BR
P.T.O.	7540476		6416BR
Variable Speed	7540467		6606BR
14AU807P			
Cross Deck	7540291A		6641BR
Eng. To V.S.	7540467		6606BR
P.T.O.	7540475		6805BR
V.S. To Trans.	7540468		6556BR
14AU844			
Deck	7540349		6637BR
P.T.O.	7540350		6464BR
Trans.	7540446		6605BR
Variable Speed	7540280A		6447BR

Application	OEM No.	Standard Belts	Premium Belts
MTD PRODUCTS, INC. - Continued			
14AU844H; 14AU845H			
Cross Deck	7540349		6637BR
Drive	7540446		6605BR
14AV804P			
Cross Deck	7540291A		6641BR
Eng. To V.S.	7540467		6606BR
P.T.O.	7540475		6805BR
V.S. To Trans.	7540468		6556BR
14AV807			
Deck; W/46" Deck	7540474		6480BR
Deck; W/50" Deck	7540291A		6641BR
Drive	7540468		6556BR
P.T.O.; W/46" Deck	7540476		6416BR
P.T.O.; W/50" Deck	7540475		6805BR
Variable Speed	7540467		6606BR
14AV807P			
Drive	7540468		6556BR
P.T.O.	7540476		6416BR
Variable Speed	7540467		6606BR
14AV808			
Deck; W/46" Deck	7540474		6480BR
Deck; W/50" Deck	7540291A		6641BR
Drive	7540468		6556BR
P.T.O.; W/46" Deck	7540476		6416BR
P.T.O.; W/50" Deck	7540475		6805BR
Variable Speed	7540467		6606BR
14AV808P			
Cross Deck	7540291A		6641BR
Eng. To V.S.	7540467		6606BR
P.T.O.	7540475		6805BR
V.S. To Trans.	7540468		6556BR
14AV809H			
Cross Deck	7540349		6637BR
P.T.O.	7540476		6416BR
14AV809P			
Drive	7540468		6556BR
Variable Speed	7540467		6606BR
14AV818P			
Cross Deck	7540291A		6641BR
Drive	7540349		6637BR
P.T.O.; W/Electric P.T.O.	7540475		6805BR
14AV834P			
Cross Deck	7540291A		6641BR
Eng. To Deck	7540364		6482BR
P.T.O.	7540461		6519BR
14AV844P			
Cross Deck	7540291A		6641BR
Eng. To Deck	7540364		6482BR
Eng. To V.S.	7540280		6447BR
V.S. To Trans.	7540446		6605BR
14AW804H			
Cross Deck	7540349		6637BR
Drive	7540468		6556BR
P.T.O.	7540476		6416BR
Variable Speed	7540467		6606BR
14AW804P			
Cross Deck	7540291A		6641BR
Eng. To V.S.	7540467		6606BR
P.T.O.	7540476		6416BR
V.S. To Trans.	7540468		6556BR
14AW809H			
Drive	7540468		6556BR
P.T.O.	7540476		6416BR
Variable Speed	7540467		6606BR
14AW834H			
Cross Deck	7540349		6637BR
Drive	7540461		6519BR
14AW844H			
Cross Deck	7540349		6637BR
Eng. To V.S.	7540280		6447BR
14AY809			
Deck; W/46" Deck	7540474		6480BR

Belts for Riding Mowers

Application	OEM No.	Standard Belts	Premium Belts
MTD PRODUCTS, INC. - Continued			
14AY809 - Continued			
Deck; W/50" Deck	7540291A		6641BR
Drive	7540468		6556BR
P.T.O.; W/46" Deck	7540476		6416BR
P.T.O.; W/50" Deck	7540475		6805BR
Variable Speed	7540467		6606BR
14AY809P			
Cross Deck	7540291A		6641BR
Eng. To V.S.	7540467		6606BR
P.T.O.	7540475		6805BR
V.S. To Trans.	7540468		6556BR
14AY833P; 14AY834P			
Cross Deck	7540291A		6641BR
Drive	7540461		6519BR
Eng. To Deck	7540364		6482BR
14AY844P			
Cross Deck	7540291A		6641BR
Eng. To Deck	7540364		6482BR
Eng. To V.S.	7540280		6447BR
V.S. To Trans.	7540446		6605BR
14AZ804P			
Cross Deck	7540291A		6641BR
Drive	7540468		6556BR
P.T.O.	7540476		6416BR
Variable Speed	7540467		6606BR
14AZ809			
Deck; W/46" Deck	7540474		6480BR
Deck; W/50" Deck	7540291A		6641BR
Drive	7540468		6556BR
P.T.O.; W/46" Deck	7540476		6416BR
P.T.O.; W/50" Deck	7540475		6805BR
Variable Speed	7540467		6606BR
14B9843H			
Cross Deck	7540349		6637BR
Drive	7540446		6605BR
14BI839			
Deck; W/46" Deck	7540349		6637BR
Deck; W/50" Deck	7540291A		6641BR
Eng.	7540461		6519BR
P.T.O.; W/46" Deck	7540350		6464BR
P.T.O.; W/50" Deck	7540364		6482BR
14BS833H			
Cross Deck	7540349		6637BR
Drive	7540461		6519BR
14BS843H			
Cross Deck	7540349		6637BR
Drive	7540446		6605BR
14BS845H			
Cross Deck	7540349		6637BR
14BV809			
Deck; W/46" Deck	7540474		6480BR
Deck; W/50" Deck	7540291A		6641BR
Drive	7540468		6556BR
P.T.O.; W/46" Deck	7540476		6416BR
P.T.O.; W/50" Deck	7540475		6805BR
Variable Speed	7540467		6606BR
14BV809H			
Cross Deck	7540291A		6641BR
P.T.O.	7540476		6416BR
14BY833			
Deck; W/46" Deck	7540349		6637BR
Deck; W/50" Deck	7540291A		6641BR
Drive	7540461		6519BR
P.T.O.; W/46" Deck	7540350		6464BR
P.T.O.; W/50" Deck	7540364		6482BR
14BY833P			
Cross Deck	7540291A		6641BR
Eng. To Deck	7540364		6482BR
P.T.O.	7540461		6519BR
14BZ809H			
Drive	7540468		6556BR
Variable Speed	7540467		6606BR

Application	OEM No.	Standard Belts	Premium Belts
MTD PRODUCTS, INC. - Continued			
21-4619; 21-4852			
Blade	7540935	2310	6831
Trans.	7540936	2470	6847
21-4853; 21-6209			
Blade	7540118		6963
Gen.	7540134		7330
Trans.	7540937	3590	6959
21-6213			
Blade	7540138	3500	6950
21-6214			
Blade	7540127		6966
Trans.; W/25" Belt O.C.	7540135		6925
Trans.; W/31" Belt O.C.	7540136		6931
21-6215			
Blade	7540118		6963
Gen.	7540134		7330
Trans.	7540937	3590	6959
21A6204			
Blade	7540935	2310	6831
Trans.	7540111	2450	6845
21A6205			
Blade	7540935	2310	6831
Trans.	7540936	2470	6847
21A6208			
Blade	7540935	2310	6831
Trans.	7540111	2450	6845
21A6209			
Blade	7540118		6963
Trans.	7540937	3590	6959
21A6211			
Blade	7540127		6966
Trans.	7540128		6935
114-760			
Starter/Gen.	7540134		7330
Trans.	7540182	3810	6981
115-460			
Blade	7540151		6967
Drive; W/31" Belt O.C.	7540136		6931
Drive; W/50" Belt O.C.	7540138	3500	6950
130-178A			
Eng. To J.S.	7540245		6859
J.S. To Trans.	7540154		6837
130-312D			
Eng. To Deck	7540350		6464BR
130-340; 130-360; 130-360A; 130-365			
Blade	7540107		6830
Trans.	7540936		6847
130-380A			
Blade	7540138	3500	6950
Trans.	7540198		6451BR
130-390			
Blade	7540107		6830
Trans.	7540111	2450	6845
130-390A; 130-395A			
Blade	7540167		6964
Trans.	7540198		6451BR
130-400A			
Blade	7540188		6951
Trans.	7540101		6517BR
130-402; 130-402A			
Blade	7540188		6951
Drive; W/24" Belt O.C.	7540187	3240	6924
Drive; W/31" Belt O.C.	7540136		6931
130-410			
Blade	7540138	3500	6950
130-415			
Blade	7540147	3520	6952
Trans.; W/25" Belt O.C.	7540135		6925
Trans.; W/31" Belt O.C.	7540136		6931

Lawn & Garden Equipment

Belts for Riding Mowers

Application	OEM No.	Standard Belts	Premium Belts
MTD PRODUCTS, INC. - Continued			
130-420; 130-430			
Blade	7540127		6966
Trans.; W/25" Belt O.C.	7540135		6925
Trans.; W/31" Belt O.C.	7540136		6931
130-432; 130-433; 130-434; 130-435; 130-436; 130-437; 130-438; 130-439; 130-440; 130-441			
Eng. To Deck; W/38" Deck	7540329		6630BR
130-442; 130-443; 130-444; 130-445; 130-446; 130-447; 130-448; 130-449; 130-450; 130-451			
Eng. To Deck; W/38" Deck	7540329		6630BR
130-452; 130-453; 130-454; 130-455; 130-456; 130-457			
Eng. To Deck; W/38" Deck	7540329		6630BR
130-460			
Blade	7540118		6963
Trans.	7540937	3590	6959
130-465; 130-466			
Blade	7540151		6967
Drive; W/31" Belt O.C.	7540136		6931
Drive; W/50" Belt O.C.	7540138	3500	6950
130-470; 130-475			
Blade	7540118		6963
Trans.	7540937	3590	6959
130-480			
Blade	7540145		6488BR
Trans.; W/31" Belt O.C.	7540136		6931
Trans.; W/52" Belt O.C.	7540147	3520	6952
130-485A			
Blade	7540151		6967
Trans.	7540191		6865
130-490			
Blade	7540145		6488BR
Trans.; W/31" Belt O.C.	7540136		6931
Trans.; W/52" Belt O.C.	7540147	3520	6952
130-496A; 130-497; 130-497A; 130-498A			
Blade	7540145		6488BR
Trans.	7540226		6551BR
130-525A; 130-526; 130-526A			
Blade	7540195		6854
Trans.	7540198		6451BR
130-600			
Eng. To Deck	7540371		6402BR
130-640F; 130-642F; 130-643F			
Eng. To Deck; W/38" Deck	7540329		6630BR
130-650F			
Eng. To Deck	7540329		6630BR
Eng. To V.S.	7540280		6447BR
V.S. To Trans.	7540370		6439BR
130-650G			
Eng. To Deck	7540371		6402BR
130-652F; 130-653F; 130-654F; 130-658F			
Eng. To Deck; W/38" Deck	7540329		6630BR
130-658G			
Eng. To Deck; W/69 3/4" Belt O.C.	7540329		6630BR
Eng. To Deck; W/74 3/4" Belt O.C.	7540371		6402BR
130-659F			
Eng. To Deck; W/38" Deck	7540329		6630BR
130-659G			
Eng. To Deck; W/69 3/4" Belt O.C.	7540329		6630BR
Eng. To Deck; W/74 3/4" Belt O.C.	7540371		6402BR
130-670G			
Eng. To Deck	7540371		6402BR
130-673G			
Eng. To Deck	7540371A		6402BR
130-678G; 130-679G; 130-684G; 130-689G			
Eng. To Deck	7540371		6402BR
130-704			
Eng. To Deck; W/38" Deck	7540329		6630BR

Application	OEM No.	Standard Belts	Premium Belts
MTD PRODUCTS, INC. - Continued			
130-720A			
Belt	7540250		6853
Drive	7540255		6839
Traction	7540248		6431BR
Trans.	7540245		6859
130-720H			
Eng. To Deck	7540350		6464BR
130-734G			
Eng. To Deck	7540371		6402BR
130-760			
Blade; W/53" Belt O.C.	7540250	2530	6853
Blade; W/56" Belt O.C.	7540230		6755BR
J.S.	7540245		6859
Trans.	7540255		6837
130-760A			
Belt	7540250		6853
Drive	7540255		6839
Eng. To J.S.	7540245		6859
J.S. To Trans.	7540154		6837
Traction	7540248		6431BR
Trans.	7540245		6859
130-780			
Drive	7540245		6859
130-780A			
Deck	7540246		6354
Drive	7540154		6837
J.S.	7540245		6859
130-781A			
Deck	7540230		6755BR
130-784G			
Eng. To Deck	7540371		6402BR
130-793; 130-795; 130-796			
Blade	7540264		6639BR
130-796A			
Blade	7540198		6451BR
Trans.	7540207		6842
130-800; 130-800H; 130-801; 130-802			
Cross Deck	7540349		6637BR
Transaxle	7540248		6431BR
130-802H			
Transaxle	7540248		6431BR
130-803; 130-803H; 130-804			
Cross Deck	7540349		6637BR
Transaxle	7540248		6431BR
130-805			
Cross Deck	7540349		6637BR
Eng. To Deck; W/38" Deck	7540329		6630BR
Transaxle	7540248		6431BR
130-806; 130-807; 130-808; 130-808H; 130-809; 130-809H			
Cross Deck	7540349		6637BR
Transaxle	7540248		6431BR
130-824H			
Cross Deck	7540349		6637BR
131-132			
Eng. To Deck; W/38" Deck	7540329		6630BR
131-340; 131-360; 131-365			
Blade	7540107		6830
Trans.	7540936		6847
131-380A			
Blade	7540138	3500	6950
Trans.	7540198		6451BR
131-390			
Blade	7540107		6830
Trans.	7540111	2450	6845
131-390A			
Blade	7540167		6964
Trans.	7540198		6451BR

Belts for Riding Mowers

Application	OEM No.	Standard Belts	Premium Belts
MTD PRODUCTS, INC. - Continued			
131-402A			
Blade	7540188		6951
Drive; W/24" Belt O.C.	7540187	3240	6924
Drive; W/31" Belt O.C.	7540136		6931
131-410			
Blade	7540138	3500	6950
131-410A			
Blade	7540251		6809BR
Eng. To Vari-Speed	7540187	3240	6924
Vari-Speed To Trans.	7540136		6931
131-412			
Blade	7540138	3500	6950
131-412A			
Blade	7540251		6809BR
Eng. To Vari-Speed	7540187	3240	6924
Vari-Speed To Trans.	7540136		6931
131-415; 131-418			
Blade	7540147	3520	6952
Trans.; W/25" Belt O.C.	7540135		6925
Trans.; W/31" Belt O.C.	7540136		6931
131-420; 131-425; 131-430			
Blade	7540127		6966
Trans.; W/25" Belt O.C.	7540135		6925
Trans.; W/31" Belt O.C.	7540136		6931
131-432F; 131-433; 131-434			
Eng. To Deck; W/38" Deck	7540329		6630BR
131-435			
Blade	7540127		6966
Eng. To Deck	7540329		6630BR
Trans.; W/25" Belt O.C.	7540135		6925
Trans.; W/31" Belt O.C.	7540136		6931
131-436; 131-437; 131-438; 131-439; 131-440; 131-441; 131-442; 131-443; 131-444; 131-445			
Eng. To Deck; W/38" Deck	7540329		6630BR
131-446; 131-447; 131-448; 131-449; 131-450; 131-451; 131-452; 131-452F; 131-453; 131-454			
Eng. To Deck; W/38" Deck	7540329		6630BR
131-455; 131-456; 131-457			
Eng. To Deck; W/38" Deck	7540329		6630BR
131-460; 131-465; 131-470; 131-475			
Blade	7540118		6963
Trans.	7540937	3590	6959
131-480; 131-485			
Blade	7540145		6488BR
Eng.	7540147	3520	6952
Trans.; W/31" Belt O.C.	7540136		6931
Trans.; W/52" Belt O.C.	7540147	3520	6952
131-485A			
Blade	7540151		6967
Trans.	7540191		6865
131-490; 131-495			
Blade	7540145		6488BR
Eng.	7540147	3520	6952
Trans.; W/31" Belt O.C.	7540136		6931
Trans.; W/52" Belt O.C.	7540147	3520	6952
131-497A; 131-498A			
Blade	7540145		6488BR
Trans.	7540226		6551BR
131-526A			
Blade	7540195		6854
Trans.	7540198		6451BR
131-640F; 131-650F; 131-652F; 131-658F; 131-659F; 131-660F; 131-663F; 131-704F			
Eng. To Deck; W/38" Deck	7540329A		6630BR
131-730A			
Blade	7540250		6853
Intermediate Drive	7540251		6809BR
Trans.	7540248		6431BR
131-754F			
Eng. To Deck; W/38" Deck	7540329A		6630BR

Application	OEM No.	Standard Belts	Premium Belts
MTD PRODUCTS, INC. - Continued			
131-763A			
J.S.	7540245		6859
Transaxle	7540154		6837
131-764A			
Blade	7540230		6755BR
J.S.	7540245		6859
Transaxle	7540154		6837
131-796A			
Blade	7540244		6840
Trans.	7540207		6842
131-800			
Eng. To V.S.	7540358		6419BR
131-800H			
Cross Deck	7540349		6637BR
Eng. To V.S.	7540358		6419BR
131-801			
Eng. To V.S.	7540358		6419BR
131-801H			
Cross Deck	7540349		6637BR
Eng. To V.S.	7540358		6419BR
131-804			
Eng. To V.S.	7540358		6419BR
131-804H			
Cross Deck	7540349		6637BR
Eng. To V.S.	7540358		6419BR
131-805			
Eng. To Deck; W/38" Deck	7540329A		6630BR
Eng. To V.S.	7540358		6419BR
131-805H			
Cross Deck	7540349		6637BR
Eng. To V.S.	7540358		6419BR
131-806			
Eng. To V.S.	7540358		6419BR
131-806H			
Cross Deck	7540349		6637BR
Eng. To V.S.	7540358		6419BR
131-807			
Eng. To V.S.	7540358		6419BR
131-807H			
Cross Deck	7540349		6637BR
Eng. To V.S.	7540358		6419BR
131-808			
Eng. To V.S.	7540358		6419BR
131-808H			
Cross Deck	7540349		6637BR
Eng. To V.S.	7540358		6419BR
131-809			
Eng. To V.S.	7540358		6419BR
131-809H			
Cross Deck	7540349		6637BR
Eng. To V.S.	7540358		6419BR
131-824H			
Cross Deck	7540349		6637BR
132-050			
Deck	7540246		6354
Trans.	7540248		6431BR
132-312D			
Deck	7540151		6967
Eng.	7540280		6447BR
Trans.	7540281		6405BR
132-322D			
V.S. To Trans.	7540281		6405BR
132-332D			
Deck	7540151		6967
Eng.	7540280		6447BR
Trans.	7540281		6405BR
132-360; 132-360A; 132-365			
Blade	7540107		6830
Trans.	7540936		6847

Belts for Riding Mowers

Application	OEM No.	Standard Belts	Premium Belts
MTD PRODUCTS, INC. - Continued			
132-380; 132-385			
Blade; W/25" Deck	7540138	3500	6950
Blade; W/30" Deck	7540167		6964
Trans.; W/25" Deck	7540164	2630	6863
Trans.; W/30" Deck	7540198		6451BR
132-390			
Blade	7540198		6451BR
Trans.	7540164	2630	6863
132-395			
Blade	7540167		6964
Trans.	7540164	2630	6863
132-395A			
Blade	7540167		6964
Trans.	7540198		6451BR
132-400A			
Blade	7540101		6517BR
Trans.	7540188	3510	
132-402; 132-402A			
Blade	7540188		6951
Drive; W/24" Belt O.C.	7540187	3240	6924
Drive; W/31" Belt O.C.	7540136		6931
132-410; 132-412			
Blade	7540138	3500	6950
132-412A			
Blade; W/24" Belt O.C.	7540187	3240	
Blade; W/31" Belt O.C.	7540136	3310	
Trans.	7540251		6809BR
132-415; 132-418			
Blade	7540147	3520	6952
Trans.; W/25" Belt O.C.	7540135		6925
Trans.; W/31" Belt O.C.	7540136		6931
132-425			
Blade	7540127		6966
Trans.; W/25" Belt O.C.	7540135		6925
Trans.; W/31" Belt O.C.	7540136		6931
132-431E			
Eng. To Deck; W/38" Deck	7540329A		6630BR
V.S. To Trans.	7540281		6405BR
132-435			
Blade	7540127		6966
Trans.; W/25" Belt O.C.	7540135		6925
Trans.; W/31" Belt O.C.	7540136		6931
132-440F			
V.S. To Trans.	7540281		6405BR
132-440R			
Eng. To Deck; W/38" Deck	7540329A		6630BR
132-441F			
Eng. To Deck; W/38" Deck	7540329A		6630BR
V.S. To Trans.	7540281		6405BR
132-450F; 132-451F			
Deck	7540329A		6630BR
Eng.	7540280		6447BR
Trans.	7540281		6405BR
132-452F			
Eng. To Deck; W/38" Deck	7540329A		6630BR
V.S. To Trans.	7540281		6405BR
132-460			
Blade	7540166	3620	6962
Trans.	7540118		6963
132-465; 132-465A			
Blade	7540151		6967
Drive; W/31" Belt O.C.	7540136		6931
Drive; W/50" Belt O.C.	7540138	3500	6950
132-470			
Blade	7540166	3620	6962
Trans.	7540118		6963
132-475			
Blade	7540127		6966
Trans.	7540166		6962

Application	OEM No.	Standard Belts	Premium Belts
MTD PRODUCTS, INC. - Continued			
132-480; 132-485			
Blade	7540151		6967
Drive; W/31" Belt O.C.	7540136		6931
Drive; W/50" Belt O.C.	7540138	3500	6950
132-490; 132-495			
Blade	7540145		6488BR
Trans.; W/31" Belt O.C.	7540136		6931
Trans.; W/50" Belt O.C.	7540138	3500	6950
132-497; 132-497A; 132-498; 132-498A			
Blade	7540145		6488BR
Trans.; W/62" Belt O.C.	7540228		6962
Trans.; W/82" Belt O.C.	7540226		6551BR
132-510			
Deck; W/Rear Discharge	7540264		6639BR
Eng.	7540241		6494BR
Trans.	7540240		6511BR
132-510B			
Deck; W/Side Discharge	7540264		6639BR
Eng.	7540241		6494BR
Trans.	7540240		6511BR
132-511			
Deck	7540264		6639BR
Eng.	7540241		6494BR
Trans.	7540240		6511BR
132-520			
Deck; W/Rear Discharge	7540264		6639BR
Eng.	7540241		6494BR
Trans.	7540240		6511BR
132-520B			
Deck; W/Side Discharge	7540264		6639BR
Eng.	7540241		6494BR
Trans.	7540240		6511BR
132-521			
Deck	7540264		6639BR
Eng.	7540241		6494BR
Trans.	7540240		6511BR
132-525; 132-525A			
Blade	7540195		6854
Trans.	7540198		6451BR
132-530			
Deck; W/Rear Discharge	7540264		6639BR
Eng.	7540241		6494BR
Trans.	7540240		6511BR
132-531			
Deck	7540264		6639BR
Eng.	7540241		6494BR
Trans.	7540240		6511BR
132-550			
Deck; W/Rear Discharge	7540264		6639BR
Eng.	7540241		6494BR
Trans.	7540240		6511BR
132-551			
Deck	7540264		6639BR
Eng.	7540241		6494BR
Trans.	7540240		6511BR
132-620			
Blade; W/67" Belt O.C.	7540151		6967
Blade; W/69" Belt O.C.	7540145		6488BR
Trans.	7540266		6775BR
132-621			
Blade	7540151		6967
Drive; W/31" Belt O.C.	7540136		6931
Drive; W/50" Belt O.C.	7540138	3500	6950
132-640F; 132-642F; 132-650F			
Deck	7540329A		6630BR
Eng.	7540280		6447BR
Trans.	7540370		6439BR
132-650G			
Deck	7540371A		6402BR
Eng.	7540280		6447BR
Trans.	7540370		6439BR

Belts for Riding Mowers

Application	OEM No.	Standard Belts	Premium Belts	Application	OEM No.	Standard Belts	Premium Belts
MTD PRODUCTS, INC. - Continued				MTD PRODUCTS, INC. - Continued			
132-651F				132-764; 132-784			
Eng. To Deck	7540329A		6630BR	Blade; W/56" Belt O.C.	7540230		6755BR
Eng. To V.S.	7540280		6447BR	Blade; W/59" Belt O.C.	7540245		6859
Trans.	7540370		6439BR	Deck	7540246		6354
				Drive	7540244		6840
132-651G				132-790G			
Eng. To Deck	7540371A		6402BR	Deck	7540371A		6402BR
Eng. To V.S.	7540280		6447BR	Eng. To V.S.	7540280		6447BR
Trans.	7540370		6439BR	V.S. To Trans.	7540370		6439BR
132-652F; 132-657F				132-796			
Deck	7540329A		6630BR	Blade; W/30" Belt O.C.	7540196		6830
Eng.	7540280		6447BR	Blade; W/62" Belt O.C.	7540198		6451BR
Trans.	7540370		6439BR	Trans.	7540207		6842
132-657G; 132-659G				132-800H			
Deck	7540371A		6402BR	Cross Deck	7540349		6637BR
Eng.	7540280		6447BR	Eng. To Deck	7540350		6464BR
Trans.	7540370		6439BR	Eng. To V.S.	7540358		6419BR
132-660F				Trans.	7540361		6953
Deck	7540329A		6630BR	132-808H			
Eng.	7540280		6447BR	Cross Deck	7540349		6637BR
Trans.	7540370		6439BR	Eng. To V.S.	7540358		6419BR
132-660G				132-809H			
Deck	7540371A		6402BR	Cross Deck	7540349		6637BR
Eng.	7540280		6447BR	Eng. To Deck	7540350		6464BR
Trans.	7540370		6439BR	Eng. To V.S.	7540358		6419BR
132-661F; 132-661G				Trans.	7540361		6953
Eng.	7540280		6447BR	132-820H			
Trans.	7540370		6439BR	Cross Deck	7540349		6637BR
132-662F				132A670G			
Deck	7540329A		6630BR	Deck	7540371A		6402BR
Eng.	7540280		6447BR	Eng.	7540280		6447BR
Trans.	7540370		6439BR	Trans.	7540370		6439BR
132-663G; 132-666G				133-360; 133-362			
Deck	7540371A		6402BR	Blade	7540107		6830
Eng.	7540280		6447BR	Trans.	7540936		6847
Trans.	7540370		6439BR	133-380; 133-385; 133-390; 133-395			
132-667F				Blade; W/25" Deck	7540138	3500	6950
Eng.	7540280		6447BR	Blade; W/30" Deck	7540167		6964
Trans.	7540370		6439BR	Trans.; W/25" Deck	7540164	2630	6863
132-667G; 132-668G; 132-669G; 132-670G;				Trans.; W/30" Deck	7540198		6451BR
132-673G; 132-677G; 132-678G; 132-679G;				133-404; 133-410			
132-689G; 132-690G				Blade	7540138	3500	6950
Deck	7540371A		6402BR	133-420			
Eng.	7540280		6447BR	Blade	7540147	3520	6952
Trans.	7540370		6439BR	Trans.; W/25" Belt O.C.	7540135		6925
132-698				Trans.; W/31" Belt O.C.	7540136		6931
Blade; W/67" Belt O.C.	7540151		6967	133-430; 133-434; 133-435			
Blade; W/69" Belt O.C.	7540145		6488BR	Blade	7540127		6966
Trans.	7540266		6775BR	Trans.; W/25" Belt O.C.	7540135		6925
132-700; 132-719				Trans.; W/31" Belt O.C.	7540136		6931
Deck; W/38" Deck	7540329A		6630BR	133-440; 133-445			
Deck; W/42" Deck	7540371A		6402BR	Blade	7540178	3820	6982
Trans.	7540372		6881	Trans.; W/48" Belt O.C.	7540200		6848
132-720G; 132-726G; 132-729G				Trans.; W/50" Belt O.C.	7540179		6950
Deck	7540371A		6402BR	133-460			
Drive	7540372		6881	Blade	7540151		6967
132-730; 132-739; 132-740				Drive; W/31" Belt O.C.	7540136		6931
Deck; W/38" Deck	7540329A		6630BR	Drive; W/50" Belt O.C.	7540138	3500	6950
Deck; W/42" Deck	7540371A		6402BR	133-465			
Drive	7540372		6881	Blade	7540138	3500	6950
132-740G				Trans.	7540136		6931
Deck	7540371A		6402BR	133-470			
Drive	7540372		6881	Blade	7540151		6967
132-750; 132-760				Trans.	7540127		6966
Deck; W/38" Deck	7540329A		6630BR	133-495			
Deck; W/42" Deck	7540371A		6402BR	Blade	7540145		6488BR
Eng. To V.S.	7540280		6447BR	Trans.	7540127		6966
V.S. To Trans.	7540370		6439BR	133-500			
132-760G				Blade	7540249		6930
Deck	7540371A		6402BR	Trans.	7540264		6639BR
Eng. To V.S.	7540280		6447BR				
V.S. To Trans.	7540370		6439BR				

Belts for Riding Mowers

Application	OEM No.	Standard Belts	Premium Belts	Application	OEM No.	Standard Belts	Premium Belts
MTD PRODUCTS, INC. - Continued				MTD PRODUCTS, INC. - Continued			
133-501				133I450F; 133I470F			
Blade	7540241		6494BR	Eng. To Deck; W/38" Deck	7540329A		6630BR
Deck	7540264		6639BR	V.S. To Trans.	7540281		6405BR
Trans.	7540240		6511BR				
133-506				133I600F			
Eng.	7540241		6494BR	Eng. To Deck	7540329A		6630BR
				Cross Deck	7540349		6637BR
133-526				133I660F			
Blade	7540195		6854	Deck	7540329A		6630BR
Trans.	7540198		6451BR	Eng.	7540280		6447BR
				Trans.	7540370		6439BR
133-585				133I670F			
Variator; W/29" Belt O.C.	7540183	3290	6929	Eng. To Deck; W/38" Deck	7540329A		6630BR
Variator; W/31" Belt O.C.	7540136		6931				
133-630				133I670G			
Blade	7540151		6967	Eng. To Deck	7540371A		6402BR
Trans.	7540266		6775BR				
133-638				133I671F			
Blade	7540145		6488BR	Eng. To Deck; W/38" Deck	7540329A		6630BR
Trans.	7540266		6775BR				
133-699				133I677F			
Belt; W/39" Belt O.C.	7540271		6557BR	Deck	7540329A		6630BR
Belt; W/85" Belt O.C.	7540266		6775BR	Eng.	7540280		6447BR
				Trans.	7540370		6439BR
133-760				133K600F			
Blade; W/51" Belt O.C.	7540251		6809BR	Cross Deck	7540349		6637BR
Blade; W/53" Belt O.C.	7540250		6853	Eng. To Deck; W/38" Deck	7540329A		6630BR
Blade; W/59" Belt O.C.	7540245		6859				
Trans.	7540255		6837	133K619G			
				Eng. To Deck	7540371A		6402BR
133-784				133K673G			
Blade; W/56" Belt O.C.	7540230		6755BR	Deck	7540371A		6402BR
Blade; W/59" Belt O.C.	7540245		6859	Eng.	7540280		6447BR
Deck	7540246		6354	Trans.	7540370		6439BR
Drive	7540243		6846				
Trans.	7540255	2370	6837	133K677F			
				Eng. To Deck; W/38" Deck	7540329A		6630BR
133B450E				133K677G			
Eng. To Deck; W/38" Deck	7540329A		6630BR	Eng. To Deck	7540371A		6402BR
V.S. To Trans.	7540281		6405BR				
133B451E				133K679G			
Deck; W/36" Deck	7540364		6482BR	Deck	7540371A		6402BR
Deck; W/38" Deck	7540329A		6630BR	Eng.	7540280		6447BR
Eng.	7540280		6447BR	Trans.	7540370		6439BR
Trans.	7540281		6405BR				
133B560B				133K694G; 133K697G			
Deck	7540264		6639BR	Eng. To Deck	7540371A		6402BR
Eng.	7540241A		6494BR	Trans.	7540441		6417BR
Trans.	7540240		6511BR				
133C450E; 133D451E				133L660F			
Eng. To Deck; W/38" Deck	7540329A		6630BR	Eng. To Deck; W/38" Deck	7540329A		6630BR
V.S. To Trans.	7540281		6405BR				
133E450F; 133E452F				133L660G			
Deck; W/36" Deck	7540364		6482BR	Deck	7540371A		6402BR
Deck; W/38" Deck	7540329A		6630BR	Eng.	7540280		6447BR
Eng.	7540280		6447BR	Trans.	7540370		6439BR
Trans.	7540281		6405BR				
133E660F				133L661G			
Deck	7540329A		6630BR	Eng. To Deck	7540371A		6402BR
Eng.	7540280		6447BR				
Trans.	7540370		6439BR	133L662F			
				Deck	7540329A		6630BR
133E661F; 133E667F				Eng.	7540280		6447BR
Eng. To Deck; W/38" Deck	7540329A		6630BR	Trans.	7540370		6439BR
133G699G				133L670F			
Deck	7540371A		6402BR	Eng. To Deck; W/38" Deck	7540329A		6630BR
Trans.	7540441		6417BR				
133H451F; 133H470F; 133H471F				133L670G			
Eng. To Deck; W/38" Deck	7540329A		6630BR	Eng. To Deck	7540371A		6402BR
V.S. To Trans.	7540281		6405BR				
133H660F; 133H661F				133L671F; 133L677F			
Eng. To Deck; W/38" Deck	7540329A		6630BR	Eng. To Deck; W/38" Deck	7540329A		6630BR
133H671F				133L679G			
Deck	7540329A		6630BR	Eng. To Deck	7540371A		6402BR
Eng.	7540280		6447BR				
Trans.	7540370		6439BR	133L690G			
				Deck	7540371A		6402BR
				Trans.	7540441		6417BR
				133M603G; 133M609G			
				Cross Deck	7540349		6637BR
				Eng. To Deck	7540371A		6402BR
				133M617G			
				Deck	7540371A		6402BR
				Eng.	7540280		6447BR

Belts for Riding Mowers

Application	OEM No.	Standard Belts	Premium Belts	Application	OEM No.	Standard Belts	Premium Belts
MTD PRODUCTS, INC. - Continued				MTD PRODUCTS, INC. - Continued			
133M617G - Continued				134-093			
Trans.	7540370		6439BR	Eng. To Deck	7540342		6866
133M619G				134-330; 134-334			
Eng. To Deck	7540371A		6402BR	Trans.	7540239	2290	6829
133M660G				134-340; 134-341; 134-344; 134-360			
Deck	7540371A		6402BR	Blade	7540935	2310	6831
Eng.	7540280		6447BR	Trans.	7540936	2470	6847
Trans.	7540370		6439BR	134-360A; 134-362A			
133M670G; 133M679G				Blade	7540107		6830
Eng. To Deck	7540371A		6402BR	Trans.	7540936		6847
133M690G				134-364			
Eng. To Deck	7540371A		6402BR	Blade	7540935	2310	6831
Trans.	7540441		6417BR	Trans.	7540936	2470	6847
133N660G				134-380			
Eng. To Deck	7540371A		6402BR	Blade	7540935	2310	6831
133N699G				Trans.	7540108	2460	6846
Eng. To Deck	7540371A		6402BR	134-380A; 134-385A			
Trans.	7540441		6417BR	Blade; W/25" Deck	7540138	3500	6950
133O660G				Blade; W/30" Deck	7540167		6964
Eng. To Deck	7540371A		6402BR	Trans.; W/25" Deck	7540164	2630	6863
133O660H				Trans.; W/30" Deck	7540198		6451BR
Cross Deck	7540440		6477BR	134-390A			
Eng. To Deck	7540439		6406BR	Blade	7540167		6964
133O673G; 133P660G				Trans.	7540164	2630	6863
Deck	7540371A		6402BR	134-395			
Eng.	7540280		6447BR	Blade; W/30" Blade	7540167		6964
Trans.	7540370		6439BR	Blade; W/36" Blade	7540279		6965
133P660H				Deck	7540198		6451BR
Cross Deck	7540440		6477BR	134-395A			
Eng.	7540280		6447BR	Blade	7540167		6964
Eng. To Deck	7540439		6406BR	Trans.	7540164	2630	6863
Trans.	7540370		6439BR	134-397; 134-398			
133P670G				Blade; W/30" Blade	7540167		6964
Deck	7540371A		6402BR	Blade; W/36" Blade	7540279		6965
Eng.	7540280		6447BR	Deck	7540198		6451BR
Trans.	7540370		6439BR	134-400A			
133P670H; 133P678H; 133P679H				Blade	7540188		6951
Cross Deck	7540440		6477BR	Trans.	7540101		6517BR
Eng.	7540280		6447BR	134-402A; 134-405; 134-405A; 134-406; 134-406A; 134-407; 134-407A			
Eng. To Deck	7540439		6406BR	Blade	7540188		6951
Trans.	7540370		6439BR	Drive; W/24" Belt O.C.	7540187	3240	6924
133P699G				Drive; W/31" Belt O.C.	7540136		6931
Eng. To Deck	7540371A		6402BR	134-410; 134-410A			
Trans.	7540441		6417BR	Blade	7540138	3500	6950
133Q668H				134-420; 134-420A			
Cross Deck	7540440		6477BR	Blade	7540147	3520	6952
Eng. To Deck	7540439		6406BR	Trans.; W/25" Belt O.C.	7540135		6925
133Q677G				Trans.; W/31" Belt O.C.	7540136		6931
Eng. To Deck; W/69 3/4" Belt O.C.	7540329A		6630BR	134-430; 134-430A; 134-434; 134-434A; 134-435; 134-435A			
Eng. To Deck; W/74 3/4" Belt O.C.	7540371A		6402BR	Blade	7540127		6966
133Q677GF				Trans.; W/25" Belt O.C.	7540135		6925
Deck	7540329A		6630BR	Trans.; W/31" Belt O.C.	7540136		6931
Eng.	7540280		6447BR	134-440; 134-440A; 134-445; 134-445A; 134-450			
Trans.	7540370		6439BR	Blade	7540178	3820	6982
133Q678H				Trans.	7540185		6849
Cross Deck	7540440		6477BR	134-460A; 134-465A			
Eng. To Deck	7540439		6406BR	Blade	7540151		6967
133Q694G				Drive; W/31" Belt O.C.	7540136		6931
Eng. To Deck	7540371A		6402BR	Drive; W/50" Belt O.C.	7540138	3500	6950
Trans.	7540441		6417BR	134-470; 134-475; 134-480; 134-485			
133X679G				Blade	7540151		6967
Eng. To Deck	7540371A		6402BR	Trans.	7540127		6966
133Y679H				134-490; 134-495; 134-495A; 134-497; 134-497A			
Cross Deck	7540440		6477BR	Blade	7540145		6488BR
Eng. To Deck	7540439		6406BR	Drive; W/37" Belt O.C.	7540173	3370	6937
133Z619G				Drive; W/65" Belt O.C.	7540191		6865
Eng. To Deck	7540371A		6402BR				
133Z699G							
Eng. To Deck	7540371A		6402BR				
Trans.	7540441		6417BR				

Belts for Riding Mowers

Application	OEM No.	Standard Belts	Premium Belts
MTD PRODUCTS, INC. - Continued			
134-500; 134-501			
Blade	7540249		6930
Trans.	7540264		6639BR
134-502; 134-504; 134-506			
Blade	7540241		6494BR
Deck	7540264		6639BR
Trans.	7540240		6511BR
134-510			
Blade	7540249		6930
Trans.	7540264		6639BR
134-511			
Blade	7540249		6930
134-512			
Blade	7540249		6930
Trans.	7540264		6639BR
134-514; 134-516; 134-518			
Eng. To Variator	7540241		6494BR
Variator To Trans.	7540240		6511BR
134-526; 134-528; 134-529			
Blade	7540195		6854
Trans.	7540198		6451BR
134-585A			
Eng. To Variator	7540157		6928
Variator To Trans.	7540136		6931
134-618; 134-619			
Belt; W/39" Belt O.C.	7540271		6557BR
Belt; W/85" Belt O.C.	7540266		6775BR
134-620			
Drive	7540276		6848
134-631			
Drive	7540151		6967
134-638; 134-668			
Blade	7540145		6488BR
Trans.	7540266		6775BR
134-669			
Belt; W/39" Belt O.C.	7540271		6557BR
Belt; W/85" Belt O.C.	7540266		6775BR
134-698			
Blade	7540145		6488BR
Trans.	7540266		6775BR
134-699			
Belt; W/39" Belt O.C.	7540271		6557BR
Belt; W/85" Belt O.C.	7540266		6775BR
134-720; 134-721; 134-722; 134-723; 134-724;			
134-725; 134-726; 134-727; 134-730; 134-731			
Trans.	7540248		6431BR
134-732; 134-733; 134-734; 134-735; 134-736;			
134-737			
Trans.	7540248		6431BR
134-760; 134-764; 134-765			
Eng. To J.S.	7540255		6837
J.S. To Trans.	7540245		6859
134-784			
Blade	7540230		6755BR
Trans.	7540246		6354
134-785; 134-786; 134-794; 134-795; 134-796			
Eng. To J.S.	7540255		6837
J.S. To Trans.	7540245		6859
134B451E			
Eng. To V.S.	7540280		6447BR
V.S. To Trans.	7540281		6405BR
134B560B; 134B561B			
Deck	7540264		6639BR
Eng.	7540241A		6494BR
Trans.	7540240		6511BR
134C450E			
Deck	7540364		6482BR
Eng.	7540280		6447BR
Trans.	7540281		6405BR

Application	OEM No.	Standard Belts	Premium Belts
MTD PRODUCTS, INC. - Continued			
134C451E			
V.S. To Trans.	7540281		6405BR
134D694G			
Eng. To Deck	7540371A		6402BR
Trans.	7540441		6417BR
134E470F			
Eng. To Deck; W/38" Deck	7540329A		6630BR
Eng. To V.S.	7540280		6447BR
V.S. To Trans.	7540281		6405BR
134E660F			
Eng.	7540280		6447BR
Trans.	7540280		6447BR
134E661F			
Deck	7540433		6630BR
Eng.	7540280		6447BR
Trans.	7540370		6439BR
134E667F			
Eng.	7540370		6439BR
Trans.	7540280		6447BR
134G660G			
Deck	7540371A		6402BR
Eng.	7540370		6439BR
Trans.	7540280		6447BR
134G670G			
Deck	7540371A		6402BR
Eng.	7540280		6447BR
Trans.	7540370		6439BR
134G690G			
Eng. To Deck	7540371A		6402BR
Trans.	7540441		6417BR
134H450F			
Eng. To Deck; W/38" Deck	7540329A		6630BR
Eng. To V.S.	7540280		6447BR
V.S. To Trans.	7540281		6405BR
134H451E			
Deck	7540364		6482BR
Eng.	7540280		6447BR
Trans.	7540281		6405BR
134H451F; 134H470F			
Eng. To Deck; W/38" Deck	7540329A		6630BR
Eng. To V.S.	7540280		6447BR
V.S. To Trans.	7540281		6405BR
134H607F			
Cross Deck	7540349		6637BR
134H660F			
Deck	7540433		6630BR
Eng.	7540280		6447BR
Trans.	7540370		6439BR
134H667F; 134H670F			
Eng.	7540280		6447BR
Trans.	7540370		6439BR
134I450F			
Eng. To Deck; W/38" Deck	7540329A		6630BR
Eng. To V.S.	7540280		6447BR
V.S. To Trans.	7540281		6405BR
134I600F			
Cross Deck	7540349		6637BR
Deck	7540433		6630BR
134I660F; 134I665F; 134I677F			
Eng.	7540280		6447BR
Trans.	7540370		6439BR
134K675G			
Deck	7540371A		6402BR
Eng.	7540280		6447BR
Trans.	7540370		6439BR
134K677F			
Deck	7540433		6630BR
Eng.	7540280		6447BR
Trans.	7540370		6439BR

Belts for Riding Mowers

Application	OEM No.	Standard Belts	Premium Belts
MTD PRODUCTS, INC. - Continued			
134K678F			
Eng. To Deck	7540433		6630BR
Eng. To V.S.	7540280		6447BR
V.S. To Trans.	7540370		6439BR
134K679G			
Eng. To Deck	7540371A		6402BR
Eng. To V.S.	7540280		6447BR
V.S. To Trans.	7540370		6439BR
134L471F			
Eng. To Deck; W/38" Deck	7540329A		6630BR
Eng. To V.S.	7540280		6447BR
V.S. To Trans.	7540281		6405BR
134L660F			
Eng. To Deck	7540433		6630BR
Eng. To V.S.	7540280		6447BR
V.S. To Trans.	7540370		6439BR
134L660G			
Eng. To Deck	7540371A		6402BR
Eng. To V.S.	7540280		6447BR
V.S. To Trans.	7540370		6439BR
134L661F; 134L667F			
Eng. To Deck	7540433		6630BR
Eng. To V.S.	7540280		6447BR
V.S. To Trans.	7540370		6439BR
134L667G			
Eng. To Deck	7540371A		6402BR
Eng. To V.S.	7540280		6447BR
V.S. To Trans.	7540370		6439BR
134L670F			
Eng. To Deck	7540433		6630BR
Eng. To V.S.	7540280		6447BR
V.S. To Trans.	7540370		6439BR
134L670G			
Eng. To Deck	7540371A		6402BR
Eng. To V.S.	7540280		6447BR
V.S. To Trans.	7540370		6439BR
134L671F			
Eng. To Deck	7540433		6630BR
Eng. To V.S.	7540280		6447BR
V.S. To Trans.	7540370		6439BR
134L673G; 134L675G; 134L679G			
Eng. To Deck	7540371A		6402BR
Eng. To V.S.	7540280		6447BR
V.S. To Trans.	7540370		6439BR
134M605G			
Cross Deck	7540349		6637BR
Eng. To Deck	7540371A		6402BR
134M660G; 134M670G; 134M673G; 134M675G; 134M678G			
Eng. To Deck	7540371A		6402BR
Eng. To V.S.	7540280		6447BR
V.S. To Trans.	7540370		6439BR
134M678H			
Deck	7540371A		6402BR
Eng.	7540280		6447BR
Trans.	7540370		6439BR
134M679G			
Eng. To Deck	7540371A		6402BR
Eng. To V.S.	7540280		6447BR
V.S. To Trans.	7540370		6439BR
134M690G; 134M695G			
Deck	7540371A		6402BR
Trans.	7540441		6417BR
134M699G			
Eng. To Deck	7540371A		6402BR
Trans.	7540441		6417BR
134N604H			
Cross Deck	7540349		6637BR
134O670G			
Eng. To Deck	7540371A		6402BR
Eng. To V.S.	7540280		6447BR

Application	OEM No.	Standard Belts	Premium Belts
MTD PRODUCTS, INC. - Continued			
134O670G - Continued			
V.S. To Trans.	7540370		6439BR
134O675G			
Deck	7540371A		6402BR
Eng.	7540280		6447BR
Trans.	7540370		6439BR
134O678G			
Eng. To Deck	7540371A		6402BR
Eng. To V.S.	7540280		6447BR
V.S. To Trans.	7540370		6439BR
134O690G; 134O695G			
Deck	7540371A		6402BR
Trans.	7540441		6417BR
134O695H			
Cross Deck	7540440		6477BR
Eng. To Deck	7540439		6406BR
Trans.	7540441		6417BR
134O699G			
Deck	7540371A		6402BR
Trans.	7540441		6417BR
134O699H			
Cross Deck	7540440		6477BR
Eng. To Deck	7540439		6406BR
Trans.	7540441		6417BR
134P660G			
Eng. To Deck	7540371A		6402BR
Eng. To V.S.	7540280		6447BR
V.S. To Trans.	7540370		6439BR
134P668H			
Cross Deck	7540440		6477BR
Eng. To Deck	7540439		6406BR
Eng. To V.S.	7540280		6447BR
V.S. To Trans.	7540370		6439BR
134P670G			
Eng. To Deck	7540371A		6402BR
Eng. To V.S.	7540280		6447BR
V.S. To Trans.	7540370		6439BR
134P670H			
Cross Deck	7540440		6477BR
Eng. To Deck	7540439		6406BR
Eng. To V.S.	7540280		6447BR
V.S. To Trans.	7540370		6439BR
134P678G			
Eng. To Deck	7540371A		6402BR
Eng. To V.S.	7540280		6447BR
V.S. To Trans.	7540370		6439BR
134P679H			
Cross Deck	7540440		6477BR
Eng. To Deck	7540439		6406BR
Eng. To V.S.	7540280		6447BR
V.S. To Trans.	7540370		6439BR
134P698H			
Cross Deck	7540440		6477BR
Eng. To Deck	7540439		6406BR
Trans.	7540441		6417BR
134Q677G			
Eng. To Deck	7540371A		6402BR
Eng. To V.S.	7540280		6447BR
V.S. To Trans.	7540370		6439BR
134Q694G; 134Q699G			
Eng. To Deck	7540371A		6402BR
Trans.	7540441		6417BR
134Q699H			
Cross Deck	7540440		6477BR
Eng. To Deck	7540439		6406BR
Trans.	7540441		6417BR
134R617G; 134R619G; 134R678G			
Eng. To Deck	7540371A		6402BR
Eng. To V.S.	7540280		6447BR
V.S. To Trans.	7540370		6439BR

Lawn & Garden Equipment

Belts for Riding Mowers

Application	OEM No.	Standard Belts	Premium Belts
MTD PRODUCTS, INC. - Continued			
134R695G; 134R699G; 134X694G; 134X699G			
Eng. To Deck	7540371A		6402BR
Trans.	7540441		6417BR
134Y450F			
Eng. To Deck; W/38" Deck	7540329A		6630BR
Eng. To V.S.	7540280		6447BR
V.S. To Trans.	7540281		6405BR
134Y451E			
Eng. To V.S.	7540280		6447BR
V.S. To Trans.	7540281		6405BR
134Y451F			
Eng. To Deck; W/38" Deck	7540329A		6630BR
Eng. To V.S.	7540280		6447BR
V.S. To Trans.	7540281		6405BR
134Y452			
Deck	7540364		6482BR
Eng.	7540280		6447BR
Trans.	7540281		6405BR
134Y452F			
Deck	7540329A		6630BR
Eng.	7540280		6447BR
Trans.	7540281		6405BR
134Y470F			
Eng. To Deck; W/38" Deck	7540329A		6630BR
Eng. To V.S.	7540280		6447BR
V.S. To Trans.	7540281		6405BR
134Y472			
Deck	7540364		6482BR
Eng.	7540280		6447BR
Trans.	7540281		6405BR
134Y472F			
Deck	7540329A		6630BR
Eng.	7540280		6447BR
Trans.	7540281		6405BR
135-280			
Blade	7540138	3500	6950
Trans.	7540198		6451BR
135-330; 135-334			
Trans.	7540239	2290	6829
135-340			
Blade	7540935	2310	6831
Trans.	7540936	2470	6847
135-360			
Blade	7540107		6830
Trans.; W/31" Belt O.C.	7540935	2310	6831
Trans.; W/47" Belt O.C.	7540936		6847
135-360A; 135-362A			
Blade	7540107		6830
Trans.	7540936		6847
135-364			
Blade	7540935	2310	6831
Trans.	7540936	2470	6847
135-380			
Blade	7540935	2310	6831
Trans.	7540108	2460	6846
135-380A			
Blade	7540138	3500	6950
Trans.	7540198		6451BR
135-385			
Blade; W/25" Deck	7540138	3500	6950
Blade; W/30" Deck	7540167		6964
Trans.; W/25" Deck	7540164	2630	6863
Trans.; W/30" Deck	7540198		6451BR
135-385A			
Blade	7540138	3500	6950
Trans.	7540198		6451BR
135-390			
Blade	7540167		6964
Trans.	7540198		6451BR

Application	OEM No.	Standard Belts	Premium Belts
MTD PRODUCTS, INC. - Continued			
135-390A; 135-395; 135-395A			
Blade; W/30" Blade	7540167		6964
Blade; W/36" Blade	7540279		6965
Deck	7540198		6451BR
Trans.	7540198		6451BR
135-397; 135-398			
Blade; W/30" Blade	7540167		6964
Blade; W/36" Blade	7540279		6965
Deck	7540198		6451BR
135-400; 135-400A			
Blade	7540188		6951
Trans.	7540101		6517BR
135-402; 135-402A; 135-406; 135-406A			
Blade	7540188		6951
Drive; W/24" Belt O.C.	7540187	3240	6924
Drive; W/31" Belt O.C.	7540136		6931
135-410; 135-410A			
Blade	7540138	3500	6950
Trans.	7540101		6517BR
135-420A; 135-425A			
Blade	7540147	3520	6952
Trans.; W/25" Belt O.C.	7540135		6925
Trans.; W/31" Belt O.C.	7540136		6931
135-430; 135-430A; 135-435; 135-435A			
Blade	7540127		6966
Trans.; W/25" Belt O.C.	7540135		6925
Trans.; W/31" Belt O.C.	7540136		6931
135-440A; 135-445; 135-445A			
Blade	7540178	3820	6982
Trans.; W/48" Belt O.C.	7540200		6848
Trans.; W/50" Belt O.C.	7540179		6950
135-460; 135-460A			
Blade	7540151		6967
Trans.; W/31" Belt O.C.	7540136		6931
Trans.; W/50" Belt O.C.	7540138	3500	6950
135-465			
Blade	7540151		6967
Drive; W/31" Belt O.C.	7540136		6931
Drive; W/50" Belt O.C.	7540138	3500	6950
135-465A			
Blade; W/66" Belt O.C.	7540127		6966
Blade; W/67" Belt O.C.	7540151		6967
Trans.; W/31" Belt O.C.	7540136		6931
Trans.; W/50" Belt O.C.	7540138	3500	6950
Trans.; W/62" Belt O.C.	7540166	3620	6962
135-470A; 135-475A			
Blade	7540151		6967
Trans.; W/65" Belt O.C.	7540191		6865
Trans.; W/66" Belt O.C.	7540127		6966
135-476			
Blade	7540145		6488BR
Trans.; W/37" Belt O.C.	7540173		6937
Trans.; W/65" Belt O.C.	7540191		6865
135-477			
Blade	7540151		6967
Trans.	7540191		6865
135-480; 135-480A			
Blade	7540151		6967
Trans.; W/65" Belt O.C.	7540191		6865
Trans.; W/66" Belt O.C.	7540127		6966
135-485			
Blade	7540151		6967
Trans.	7540191		6865
135-485A			
Blade	7540151		6967
Trans.; W/65" Belt O.C.	7540191		6865
Trans.; W/66" Belt O.C.	7540127		6966
135-495; 135-495A; 135-496; 135-497; 135-497A			
Blade	7540145		6488BR
Trans.; W/37" Belt O.C.	7540173		6937

Belts for Riding Mowers

Application	OEM No.	Standard Belts	Premium Belts
MTD PRODUCTS, INC. - Continued			
135-495; 135-495A; 135-496; 135-497; 135-497A - Continued			
Trans.; W/65" Belt O.C.	7540191		6865
135-500			
Trans.	7540249		6930
135-501			
Blade	7540264		6639BR
135-502			
Eng. To Variator	7540241		6494BR
Variator To Trans.	7540240		6511BR
135-504; 135-506			
Blade	7540241		6494BR
Deck	7540264		6639BR
Trans.	7540240		6511BR
135-510; 135-511			
Blade	7540249		6930
Trans.	7540264		6639BR
135-512; 135-514; 135-516; 135-518			
Eng. To Variator	7540241		6494BR
Variator To Trans.	7540240		6511BR
135-520A; 135-525A; 135-526; 135-528; 135-529			
Blade	7540195		6854
Trans.	7540198		6451BR
135-600			
Blade; W/42" Deck	7540371A		6402BR
Cross Deck; W/46" Deck	7540440		6477BR
Deck	7540329A		6630BR
Eng. To Deck; W/46" Deck	7540439		6406BR
135-618			
Eng. To V.S.	7540280		6447BR
V.S. To Trans.	7540281		6405BR
135-619			
Belt; W/39" Belt O.C.	7540271		6557BR
135-620			
Drive	7540276		6848
135-628; 135-637			
V.S. To Trans.	7540281		6405BR
135-638			
Eng. To Variator	7540280		6447BR
Variator To Trans.	7540281		6405BR
135-666			
Belt; W/39" Belt O.C.	7540271		6557BR
135-668P			
V.S. To Trans.	7540281		6405BR
135-669			
Blade - Right	7540271		6557BR
Eng. To V.S.	7540280		6447BR
V.S. To Trans.	7540281		6405BR
135-687			
V.S. To Trans.	7540281		6405BR
135-692			
Belt; W/39" Belt O.C.	7540271		6557BR
Transaxle	7540266		6775BR
135-696B			
Deck	7540145A		6488BR
Drive	7540266		6775BR
135-698			
Transaxle	7540266		6775BR
V.S. To Trans.	7540281		6405BR
135-699			
Belt; W/39" Belt O.C.	7540271		6557BR
135-704; 135-705; 135-714; 135-715			
Trans.	7540229		6852
Belt	7540293		6501BR
135-716			
Blade - Right	7540271		6557BR

Application	OEM No.	Standard Belts	Premium Belts
MTD PRODUCTS, INC. - Continued			
135-720; 135-721; 135-722; 135-723; 135-724; 135-725; 135-726; 135-727			
Trans.	7540248		6431BR
135-728; 135-729			
Transaxle	7540248		6431BR
135-730; 135-731; 135-732; 135-733; 135-734; 135-735; 135-736; 135-737			
Trans.	7540248		6431BR
135B560B			
Blade	7540264		6639BR
Eng.	7540241A		6494BR
Trans.	7540240		6511BR
135C450F			
Eng. To Deck; W/38" Deck	7540329A		6630BR
Eng. To V.S.	7540280		6447BR
V.S. To Trans.	7540281		6405BR
135C451E			
Blade	7540364		6482BR
Eng.	7540280		6447BR
Trans.	7540281		6405BR
135C451F			
Eng. To Deck; W/38" Deck	7540329A		6630BR
Eng. To V.S.	7540280		6447BR
V.S. To Trans.	7540281		6405BR
135C452E			
Blade	7540364		6482BR
Eng.	7540280		6447BR
Trans.	7540281		6405BR
135C470F			
Eng. To Deck; W/38" Deck	7540329A		6630BR
Eng. To V.S.	7540280		6447BR
V.S. To Trans.	7540281		6405BR
135C472E			
Blade	7540364		6482BR
Eng.	7540280		6447BR
Trans.	7540281		6405BR
135D614G			
Eng. To Deck	7540371A		6402BR
Eng. To V.S.	7540280		6447BR
V.S. To Trans.	7540370		6439BR
135E450F			
Blade	7540329A		6630BR
Eng.	7540280		6447BR
Trans.	7540281		6405BR
135E470E			
Eng. To V.S.	7540280		6447BR
135E470F			
Eng. To Deck; W/38" Deck	7540329A		6630BR
Eng. To V.S.	7540280		6447BR
V.S. To Trans.	7540281		6405BR
135E660F			
Eng. To Deck	7540433		6630BR
Eng. To V.S.	7540280		6447BR
V.S. To Trans.	7540370		6439BR
135G660G; 135G665G; 135G670G; 135G675G			
Eng. To Deck	7540371A		6402BR
Eng. To V.S.	7540280		6447BR
V.S. To Trans.	7540370		6439BR
135G679H			
Cross Deck	7540440		6477BR
Eng. To Deck	7540439		6406BR
Eng. To V.S.	7540280		6447BR
V.S. To Trans.	7540370		6439BR
135G695G			
Eng. To Deck	7540371A		6402BR
135H450E; 135H450F			
Eng. To Deck; W/38" Deck	7540329A		6630BR
Eng. To V.S.	7540280		6447BR
V.S. To Trans.	7540281		6405BR

Lawn & Garden Equipment

Belts for Riding Mowers

Application	OEM No.	Standard Belts	Premium Belts
MTD PRODUCTS, INC. - Continued			
135H451E			
Eng. To V.S.	7540280		6447BR
V.S. To Trans.	7540281		6405BR
135H470F			
Eng. To Deck; W/38" Deck	7540329A		6630BR
Eng. To V.S.	7540280		6447BR
V.S. To Trans.	7540281		6405BR
135H660F; 135H670F			
Eng. To Deck	7540433		6630BR
Eng. To V.S.	7540280		6447BR
V.S. To Trans.	7540370		6439BR
135HL470F			
Eng. To Deck; W/38" Deck	7540329A		6630BR
135L470F			
Eng. To V.S.	7540280		6447BR
V.S. To Trans.	7540281		6405BR
135L471F			
Eng. To Deck; W/38" Deck	7540329A		6630BR
Eng. To V.S.	7540280		6447BR
V.S. To Trans.	7540281		6405BR
135L660F			
Eng. To Deck	7540433		6630BR
Eng. To V.S.	7540280		6447BR
V.S. To Trans.	7540370		6439BR
135L660G			
Eng. To Deck	7540371A		6402BR
Eng. To V.S.	7540280		6447BR
V.S. To Trans.	7540370		6439BR
135L661F; 135L667F			
Eng. To Deck	7540433		6630BR
Eng. To V.S.	7540280		6447BR
V.S. To Trans.	7540370		6439BR
135L667G			
Eng. To Deck	7540371A		6402BR
Eng. To V.S.	7540280		6447BR
V.S. To Trans.	7540370		6439BR
135L670F			
Eng. To Deck	7540433		6630BR
Eng. To V.S.	7540280		6447BR
V.S. To Trans.	7540370		6439BR
135L670G			
Eng. To Deck	7540371A		6402BR
Eng. To V.S.	7540280		6447BR
V.S. To Trans.	7540370		6439BR
135L671F			
Eng. To Deck	7540433		6630BR
Eng. To V.S.	7540280		6447BR
V.S. To Trans.	7540370		6439BR
135L673G			
Eng. To Deck	7540371A		6402BR
Eng. To V.S.	7540280		6447BR
V.S. To Trans.	7540370		6439BR
135L675F			
Eng. To Deck	7540433		6630BR
Eng. To V.S.	7540280		6447BR
V.S. To Trans.	7540370		6439BR
135L675G			
Eng. To Deck	7540371A		6402BR
Eng. To V.S.	7540280		6447BR
V.S. To Trans.	7540370		6439BR
135L677F			
Eng. To Deck	7540433		6630BR
Eng. To V.S.	7540280		6447BR
V.S. To Trans.	7540370		6439BR
135M660G; 135M670G; 135M673G; 135M675G; 135M678G; 135M679G			
Eng. To Deck	7540371A		6402BR
Eng. To V.S.	7540280		6447BR
V.S. To Trans.	7540370		6439BR
135M699G			
Eng. To Deck	7540371A		6402BR

Application	OEM No.	Standard Belts	Premium Belts
MTD PRODUCTS, INC. - Continued			
135M699G - Continued			
Trans.	7540441		6417BR
135N470F			
Eng. To Deck; W/38" Deck	7540329A		6630BR
Eng. To V.S.	7540280		6447BR
V.S. To Trans.	7540281		6405BR
135N604F			
Cross Deck	7540349		6637BR
135N694H			
Trans.	7540441		6417BR
135O660G			
Eng. To Deck	7540371A		6402BR
Eng. To V.S.	7540280		6447BR
V.S. To Trans.	7540370		6439BR
135O673H			
Cross Deck	7540440		6477BR
Eng. To Deck	7540439		6406BR
Eng. To V.S.	7540280		6447BR
V.S. To Trans.	7540370		6439BR
135O675G			
Eng. To Deck	7540371A		6402BR
Eng. To V.S.	7540280		6447BR
V.S. To Trans.	7540370		6439BR
135O675H			
Cross Deck	7540440		6477BR
Eng. To Deck	7540439		6406BR
Eng. To V.S.	7540280		6447BR
135O678G			
Eng. To Deck	7540371A		6402BR
Eng. To V.S.	7540280		6447BR
V.S. To Trans.	7540370		6439BR
135O679H			
Cross Deck	7540440		6477BR
Eng. To Deck	7540439		6406BR
Eng. To V.S.	7540280		6447BR
V.S. To Trans.	7540370		6439BR
135O695G			
Blade	7540371A		6402BR
Drive	7540441		6417BR
135O695H			
Cross Deck	7540440		6477BR
Eng. To Deck	7540439		6406BR
Trans.	7540441		6417BR
135O697G; 135O698G			
Blade	7540371A		6402BR
Drive	7540441		6417BR
135O765N			
Eng. To V.S.	7540280		6447BR
V.S. To Trans.	7540370		6439BR
135P668G			
Blade	7540440		6477BR
Eng.	7540280		6447BR
P.T.O.	7540439		6406BR
Trans.	7540370		6439BR
135P668H			
Cross Deck	7540440		6477BR
Eng. To Deck	7540439		6406BR
Eng. To V.S.	7540280		6447BR
V.S. To Trans.	7540370		6439BR
135P670G			
Eng. To Deck	7540371A		6402BR
Eng. To V.S.	7540280		6447BR
V.S. To Trans.	7540370		6439BR
135P670H			
Cross Deck	7540440		6477BR
Eng. To Deck	7540439		6406BR
Eng. To V.S.	7540280		6447BR
V.S. To Trans.	7540370		6439BR
135P678G			
Eng. To Deck	7540371A		6402BR
Eng. To V.S.	7540280		6447BR

Belts for Riding Mowers

Application	OEM No.	Standard Belts	Premium Belts	Application	OEM No.	Standard Belts	Premium Belts
MTD PRODUCTS, INC. - Continued				MTD PRODUCTS, INC. - Continued			
135P678G - Continued				136-400; 136-400A			
V.S. To Trans.	7540370		6439BR	Blade	7540188		6951
135P679H				Trans.	7540101		6517BR
Cross Deck	7540440		6477BR	136-402; 136-402A; 136-406; 136-406A			
Eng. To Deck	7540439		6406BR	Blade	7540188		6951
Eng. To V.S.	7540280		6447BR	Drive; W/24" Belt O.C.	7540187	3240	6924
V.S. To Trans.	7540370		6439BR	Drive; W/31" Belt O.C.	7540136		6931
135Q660G				136-410			
Eng. To Deck	7540371A		6402BR	Blade	7540138	3500	6950
Eng. To V.S.	7540280		6447BR	Trans.	7540101		6517BR
V.S. To Trans.	7540370		6439BR	136-410A			
135Q695G; 135Q699G				Blade	7540138	3500	6950
Eng. To Deck	7540371A		6402BR	136-420			
Trans.	7540441		6417BR	Blade	7540147	3520	6952
135Q699H				Trans.	7540135		6925
Cross Deck	7540440		6477BR	136-420A			
Eng. To Deck	7540439		6406BR	Blade	7540147	3520	6952
Trans.	7540441		6417BR	Trans.; W/25" Belt O.C.	7540135		6925
135R619G				Trans.; W/31" Belt O.C.	7540136		6931
Eng. To Deck	7540371A		6402BR	136-430; 136-430A; 136-435A			
Eng. To V.S.	7540280		6447BR	Blade	7540127		6966
V.S. To Trans.	7540370		6439BR	Trans.; W/25" Belt O.C.	7540135		6925
135R699G				Trans.; W/31" Belt O.C.	7540136		6931
Blade	7540371A		6402BR	136-445; 136-445A			
Drive	7540441		6417BR	Blade	7540178	3820	6982
135S613G				Trans.; W/48" Belt O.C.	7540200		6848
Eng. To Deck	7540371A		6402BR	Trans.; W/50" Belt O.C.	7540179		6950
Eng. To V.S.	7540280		6447BR	136-460A; 136-465A			
V.S. To Trans.	7540370		6439BR	Blade	7540151		6967
135S693H; 135V694H				Drive; W/31" Belt O.C.	7540136		6931
Cross Deck	7540440		6477BR	Drive; W/50" Belt O.C.	7540138	3500	6950
Eng. To Deck	7540439		6406BR	136-475; 136-475A; 136-480; 136-480A; 136-485A			
Trans.	7540441		6417BR	Blade	7540151		6967
135X694G				Trans.	7540191		6865
Eng. To Deck	7540371A		6402BR	136-495; 136-495A; 136-497; 136-497A			
Trans.	7540441		6417BR	Blade	7540145		6488BR
136-330; 136-334				Drive; W/37" Belt O.C.	7540173	3370	6937
Blade	7540107		6830	Drive; W/65" Belt O.C.	7540191		6865
136-340; 136-360				136-500			
Blade	7540935	2310	6831	Blade	7540240		6511BR
Trans.	7540936	2470	6847	Transaxle	7540249		6930
136-360A				136-501; 136-502; 136-503; 136-504; 136-505;			
Blade	7540107		6830	136-506; 136-507; 136-508			
Trans.	7540936		6847	Eng. To Variator	7540241		6494BR
136-361				Variator To Trans.	7540240		6511BR
Blade	7540935	2310	6831	136-510			
Trans.	7540936	2470	6847	Blade	7540240		6511BR
136-362A				Transaxle	7540249		6930
Blade	7540107		6830	136-511; 136-512; 136-513; 136-514; 136-515;			
Trans.	7540936		6847	136-516; 136-517; 136-518			
136-364				Eng. To Variator	7540241		6494BR
Blade	7540935	2310	6831	Variator To Trans.	7540240		6511BR
Trans.	7540936	2470	6847	136-520A; 136-525A			
136-370				Blade	7540195		6854
Blade	7540935	2310	6831	Trans.	7540198		6451BR
Trans.	7540108	2460	6846	136-526; 136-528; 136-529			
136-380				Blade	7540195		6854
Blade	7540935	2310	6831	Deck	7540195		6854
Trans.	7540111	2450	6845	Trans.	7540198		6451BR
136-380A; 136-385A				136-610; 136-611; 136-612; 136-613; 136-614;			
Blade	7540138	3500	6950	136-615; 136-616; 136-617			
Trans.	7540198		6451BR	Eng. To V.S.	7540280A		6447BR
136-390				V.S. To Trans.	7540281		6405BR
Blade	7540935	2310	6831	136-618			
Trans.	7540111	2450	6845	Deck	7540145A		6488BR
136-390A; 136-395; 136-395A; 136-397; 136-398				Eng. To V.S.	7540280A		6447BR
Blade	7540167		6964	V.S. To Trans.	7540281		6405BR
Trans.	7540198		6451BR	136-619			
				Deck	7540271		6557BR

Belts for Riding Mowers

Application	OEM No.	Standard Belts	Premium Belts
MTD PRODUCTS, INC. - Continued			
136-619 - Continued			
Eng. To V.S.	7540280A		6447BR
V.S. To Trans.	7540281		6405BR
136-620; 136-621; 136-622; 136-623; 136-624;			
136-625; 136-626; 136-627; 136-628; 136-629			
Eng. To V.S.	7540280A		6447BR
Transaxle	7540266		6775BR
V.S. To Trans.	7540281		6405BR
136-630; 136-631; 136-632; 136-633; 136-634;			
136-635; 136-636; 136-637			
Eng. To V.S.	7540280A		6447BR
Transaxle	7540266		6775BR
V.S. To Trans.	7540281		6405BR
136-638			
Deck	7540145A		6488BR
Eng. To V.S.	7540280A		6447BR
Transaxle	7540266		6775BR
V.S. To Trans.	7540281		6405BR
136-639			
Eng. To V.S.	7540280A		6447BR
Transaxle	7540266		6775BR
V.S. To Trans.	7540281		6405BR
136-640; 136-641; 136-642; 136-643; 136-644;			
136-645; 136-646; 136-647; 136-648			
Eng. To V.S.	7540280		6447BR
V.S. To Trans.	7540281		6405BR
136-649			
Deck	7540271		6557BR
Eng. To V.S.	7540280		6447BR
V.S. To Trans.	7540281		6405BR
136-650; 136-651; 136-652; 136-653; 136-654;			
136-655; 136-656; 136-657; 136-658; 136-659			
Eng. To V.S.	7540280		6447BR
Transaxle	7540266		6775BR
V.S. To Trans.	7540281		6405BR
136-660; 136-661; 136-662; 136-663; 136-664;			
136-665; 136-666; 136-667; 136-668			
Eng. To V.S.	7540280		6447BR
Transaxle	7540266		6775BR
V.S. To Trans.	7540281		6405BR
136-669			
Deck	7540271		6557BR
Eng. To V.S.	7540280		6447BR
Transaxle	7540266		6775BR
V.S. To Trans.	7540281		6405BR
136-670; 136-671; 136-672; 136-673; 136-674;			
136-675; 136-676; 136-677; 136-678			
Eng. To V.S.	7540280		6447BR
Transaxle	7540266		6775BR
V.S. To Trans.	7540281		6405BR
136-679			
Deck	7540271		6557BR
Eng. To V.S.	7540280		6447BR
Transaxle	7540266		6775BR
V.S. To Trans.	7540281		6405BR
136-680; 136-681; 136-682; 136-683; 136-684;			
136-685; 136-686; 136-687; 136-688; 136-689			
Eng. To V.S.	7540280		6447BR
Transaxle	7540266		6775BR
V.S. To Trans.	7540281		6405BR
136-690; 136-691; 136-692; 136-693; 136-694;			
136-695; 136-696; 136-697			
Eng. To V.S.	7540280		6447BR
Transaxle	7540266		6775BR
V.S. To Trans.	7540281		6405BR
136-698			
Deck	7540145A		6488BR
Eng. To V.S.	7540280		6447BR
Transaxle	7540266		6775BR
V.S. To Trans.	7540281		6405BR

Application	OEM No.	Standard Belts	Premium Belts
MTD PRODUCTS, INC. - Continued			
136-699			
Deck	7540271		6557BR
Eng. To V.S.	7540280		6447BR
Transaxle	7540266		6775BR
V.S. To Trans.	7540281		6405BR
136-700; 136-701; 136-702; 136-703; 136-704;			
136-705			
V.S. To Trans.	7540281		6405BR
136-706; 136-707; 136-716; 136-717			
Blade	7540271		6557BR
136-722; 136-723; 136-724; 136-725; 136-726;			
136-727			
Trans.	7540248		6431BR
136-728; 136-729; 136-730; 136-731			
Transaxle	7540248		6431BR
136-732; 136-733; 136-734; 136-735; 136-736;			
136-737			
Trans.	7540248		6431BR
136-738; 136-739; 136-740; 136-741; 136-742			
Transaxle	7540248		6431BR
136-743			
Trans.	7540248		6431BR
136-744			
Transaxle	7540248		6431BR
136-745			
Trans.	7540248		6431BR
136-746			
Transaxle	7540248		6431BR
136-747			
Trans.	7540248		6431BR
136-782			
Blade	7540245		6859
Eng. To J.S.	7540245		6859
J.S. To Trans.	7540255		6837
Transaxle	7540255		6837
136-822; 136-823; 136-824; 136-825; 136-826;			
136-827; 136-828; 136-829; 136-830; 136-831			
Blade	7540245		6859
Transaxle	7540244		6840
136-832; 136-833; 136-834; 136-835; 136-836;			
136-837; 136-842; 136-843; 136-844; 136-845			
Blade	7540245		6859
Transaxle	7540244		6840
136-846; 136-847			
Blade	7540245		6859
Transaxle	7540244		6840
136A694F			
Eng. To Deck; W/38" Deck	7540329A		6630BR
136B560B			
Blade	7540264		6639BR
Eng.	7540240		6511BR
Trans.	7540241A		6494BR
136C450F; 136C451F			
Eng. To Deck; W/38" Deck	7540329A		6630BR
Eng. To V.S.	7540280		6447BR
V.S. To Trans.	7540281		6405BR
136E450E			
Eng. To V.S.	7540280		6447BR
V.S. To Trans.	7540281		6405BR
136E450F			
Blade	7540329A		6630BR
Eng.	7540280A		6447BR
Trans.	7540281		6405BR
136E451F			
Eng. To Deck; W/38" Deck	7540329A		6630BR
Eng. To V.S.	7540280		6447BR
V.S. To Trans.	7540281		6405BR
136E470E			
Eng. To V.S.	7540280		6447BR

Belts for Riding Mowers

Application	OEM No.	Standard Belts	Premium Belts
MTD PRODUCTS, INC. - Continued			
136E470E - Continued			
V.S. To Trans.	7540281		6405BR
136E470F			
Deck	7540329A		6630BR
Eng.	7540280A		6447BR
Trans.	7540281		6405BR
136E660F			
Eng. To Deck	7540433		6630BR
Eng. To V.S.	7540280		6447BR
V.S. To Trans.	7540370		6439BR
136E670G; 136G670G; 136G673G; 136G675G			
Eng. To Deck	7540371A		6402BR
Eng. To V.S.	7540280		6447BR
V.S. To Trans.	7540370		6439BR
136G679H			
Cross Deck	7540440		6477BR
Eng. To Deck	7540439		6406BR
Eng. To V.S.	7540280		6447BR
V.S. To Trans.	7540370		6439BR
136G690G; 136G695G; 136G699G			
Eng. To Deck	7540371A		6402BR
136G765N			
Eng. To V.S.	7540280		6447BR
V.S. To Trans.	7540370		6439BR
136H450E			
Eng. To V.S.	7540280		6447BR
V.S. To Trans.	7540281		6405BR
136H450F			
Eng. To Deck; W/38" Deck	7540329A		6630BR
Eng. To V.S.	7540280		6447BR
V.S. To Trans.	7540281		6405BR
136H451E			
Eng. To V.S.	7540280		6447BR
V.S. To Trans.	7540281		6405BR
136H451F; 136H470F			
Eng. To Deck; W/38" Deck	7540329A		6630BR
Eng. To V.S.	7540280		6447BR
V.S. To Trans.	7540281		6405BR
136H660F			
Eng. To Deck	7540433		6630BR
Eng. To V.S.	7540280A		6447BR
V.S. To Trans.	7540370		6439BR
136HE451F; 136I450F			
Eng. To Deck; W/38" Deck	7540329A		6630BR
Eng. To V.S.	7540280		6447BR
V.S. To Trans.	7540281		6405BR
136I614G			
Eng. To V.S.	7540280		6447BR
136I660F			
Eng. To Deck	7540433		6630BR
Eng. To V.S.	7540280		6447BR
V.S. To Trans.	7540370		6439BR
136I660G			
Eng. To Deck	7540371A		6402BR
Eng. To V.S.	7540280		6447BR
V.S. To Trans.	7540370		6439BR
136I661F			
Eng. To V.S.	7540280		6447BR
136L660F			
Eng. To Deck	7540433		6630BR
Eng. To V.S.	7540280A		6447BR
V.S. To Trans.	7540370		6439BR
136L660G			
Eng. To Deck	7540371A		6402BR
Eng. To V.S.	7540280		6447BR
V.S. To Trans.	7540370		6439BR
136L661F			
Eng. To Deck	7540433		6630BR
Eng. To V.S.	7540280		6447BR
V.S. To Trans.	7540370		6439BR

Application	OEM No.	Standard Belts	Premium Belts
MTD PRODUCTS, INC. - Continued			
136L670F			
Eng. To Deck	7540433		6630BR
Eng. To V.S.	7540280A		6447BR
V.S. To Trans.	7540370		6439BR
136L670G			
Eng. To Deck	7540371A		6402BR
Eng. To V.S.	7540280		6447BR
V.S. To Trans.	7540370		6439BR
136L673F; 136L675F; 136L677F			
Eng. To Deck	7540433		6630BR
Eng. To V.S.	7540280		6447BR
V.S. To Trans.	7540370		6439BR
136M660G			
Eng. To Deck	7540371A		6402BR
Eng. To V.S.	7540280A		6447BR
V.S. To Trans.	7540370		6439BR
136M667F			
Eng. To Deck	7540433		6630BR
Eng. To V.S.	7540280		6447BR
V.S. To Trans.	7540370		6439BR
136M670G			
Eng. To Deck	7540371A		6402BR
Eng. To V.S.	7540280A		6447BR
V.S. To Trans.	7540370		6439BR
136M673G; 136M675G; 136M678G			
Eng. To Deck	7540371A		6402BR
Eng. To V.S.	7540280		6447BR
V.S. To Trans.	7540370		6439BR
136M679G			
Eng. To Deck	7540371A		6402BR
Eng. To V.S.	7540280		6447BR
136M695G			
Eng. To Deck	7540371A		6402BR
136O619G; 136O660G			
Eng. To Deck	7540371A		6402BR
Eng. To V.S.	7540280		6447BR
V.S. To Trans.	7540370		6439BR
136O673H			
Cross Deck	7540440		6477BR
Eng. To Deck	7540439		6406BR
Eng. To V.S.	7540280		6447BR
V.S. To Trans.	7540370		6439BR
136O675G			
Eng. To Deck	7540371A		6402BR
Eng. To V.S.	7540280		6447BR
V.S. To Trans.	7540370		6439BR
136O675H			
Cross Deck	7540440		6477BR
Eng. To Deck	7540439		6406BR
Eng. To V.S.	7540280		6447BR
V.S. To Trans.	7540370		6439BR
136O695G			
Blade	7540371		6402BR
Trans.	7540441		6417BR
136O695H			
Cross Deck	7540440		6477BR
Eng. To Deck	7540439		6406BR
136O699G			
Eng. To Deck	7540371A		6402BR
136P638			
Deck	7540145		6488BR
136P665H; 136P675H			
Cross Deck	7540440		6477BR
Eng. To Deck	7540439		6406BR
Eng. To V.S.	7540280		6447BR
V.S. To Trans.	7540370		6439BR
136P695H; 136P699G			
Eng. To Deck	7540371A		6402BR
136Q665G			
Eng. To Deck	7540371A		6402BR
Eng. To V.S.	7540280		6447BR

Lawn & Garden Equipment

Belts for Riding Mowers

Application	OEM No.	Standard Belts	Premium Belts
MTD PRODUCTS, INC. - Continued			
136Q665G - Continued			
V.S. To Trans.	7540370		6439BR
136Q679H			
Cross Deck	7540440		6477BR
Eng. To Deck	7540439		6406BR
Eng. To V.S.	7540280		6447BR
V.S. To Trans.	7540370		6439BR
136Q690G; 136Q695G			
Eng. To Deck	7540371A		6402BR
136Q699H			
Cross Deck	7540440		6477BR
Eng. To Deck	7540439		6406BR
136S675G			
Eng. To Deck	7540371A		6402BR
Eng. To V.S.	7540280		6447BR
V.S. To Trans.	7540370		6439BR
136S693H			
Cross Deck	7540440		6477BR
Eng. To Deck	7540439		6406BR
136S699G			
Eng. To Deck	7540371A		6402BR
136S699H			
Cross Deck	7540440		6477BR
Eng. To Deck	7540439		6406BR
136X694G			
Eng. To Deck	7540371A		6402BR
137-320			
Deck	7540342		6868
Trans.	7540281		6405BR
137-321; 137-322; 137-323			
Deck	7540342		6868
137-324; 137-325; 137-326; 137-327; 137-328;			
137-329			
Deck	7540342		6868
Eng. To Deck	7540342		6866
137-330			
Deck	7540342		6868
Eng. To Deck	7540342		6866
Blade	7540107		6830
137-331; 137-332; 137-333; 137-334; 137-335;			
137-336; 137-337			
Deck	7540342		6868
Eng. To Deck	7540342		6866
137-340			
Blade	7540107		6830
Trans.	7540936		6847
137-342			
Blade	7540935	2310	6831
Trans.	7540936	2470	6847
137-360; 137-360A			
Blade	7540107		6830
Trans.	7540936		6847
137-362			
Blade	7540935	2310	6831
Trans.	7540936	2470	6847
137-365			
Blade	7540107		6830
Trans.	7540936		6847
137-380			
Blade	7540935	2310	6831
Trans.	7540111	2450	6845
137-380A; 137-385A			
Blade	7540138	3500	6950
Trans.	7540198		6451BR
137-390			
Blade	7540935	2310	6831
Trans.	7540111	2450	6845
137-390A			
Blade	7540167		6964

Application	OEM No.	Standard Belts	Premium Belts
MTD PRODUCTS, INC. - Continued			
137-390A - Continued			
Trans.	7540198		6451BR
137-391			
Blade	7540935	2310	6831
Trans.	7540936	2470	6847
137-395			
Blade	7540118		6963
Trans.	7540115	3610	6961
137-395A			
Blade	7540167		6964
Trans.	7540198		6451BR
137-400; 137-400A			
Blade	7540188		6951
Trans.	7540101		6517BR
137-402A			
Blade	7540188		6951
Drive; W/24" Belt O.C.	7540187	3240	6924
Drive; W/31" Belt O.C.	7540136		6931
137-410A			
Blade	7540138	3500	6950
137-420			
Blade	7540188		6951
Variator To Trans.	7540136		6931
137-430A; 137-435; 137-435A			
Blade	7540127		6966
Trans.; W/25" Belt O.C.	7540135		6925
Trans.; W/31" Belt O.C.	7540136		6931
137-445A			
Blade	7540178	3820	6982
Trans.; W/48" Belt O.C.	7540200		6848
Trans.; W/50" Belt O.C.	7540179		6950
137-460			
Blade	7540188		6951
Trans.	7540101		6517BR
137-460A; 137-465A			
Blade	7540151		6967
Drive; W/31" Belt O.C.	7540136		6931
Drive; W/50" Belt O.C.	7540138	3500	6950
137-470A; 137-475			
Blade	7540151		6967
Trans.	7540127		6966
137-475A			
Blade	7540151		6967
Trans.; W/65" Belt O.C.	7540191		6865
Trans.; W/66" Belt O.C.	7540127		6966
137-480; 137-480A; 137-485			
Blade	7540151		6967
Trans.	7540127		6966
137-485A			
Blade	7540151		6967
Trans.; W/65" Belt O.C.	7540191		6865
Trans.; W/66" Belt O.C.	7540127		6966
137-495			
Blade	7540145		6488BR
Drive; W/37" Belt O.C.	7540173	3370	6937
Drive; W/65" Belt O.C.	7540191		6865
137-495A			
Blade	7540145		6488BR
Eng. To Variator	7540191		6865
Trans.	7540173		6937
137-496			
Blade	7540145		6488BR
Drive; W/37" Belt O.C.	7540173	3370	6937
Drive; W/65" Belt O.C.	7540191		6865
137-496A			
Blade	7540145		6488BR
Eng. To Variator	7540191		6865
Trans.	7540173		6937
137-497			
Blade	7540145		6488BR

Belts for Riding Mowers

Application	OEM No.	Standard Belts	Premium Belts	Application	OEM No.	Standard Belts	Premium Belts
MTD PRODUCTS, INC. - Continued				MTD PRODUCTS, INC. - Continued			
137-497 - Continued				137-650; 137-651; 137-652; 137-653; 137-654;			
Drive; W/37" Belt O.C.	7540173	3370	6937	137-655; 137-657			
Drive; W/65" Belt O.C.	7540191		6865	Eng. To V.S.	7540280		6447BR
137-497A				V.S. To Trans.	7540281		6405BR
Blade	7540145		6488BR	137-722; 137-723; 137-724; 137-725; 137-726;			
Eng. To Variator	7540191		6865	137-727; 137-728; 137-729; 137-730; 137-731			
Trans.	7540173		6937	Trans.	7540248		6431BR
137-501; 137-502; 137-503; 137-504; 137-505;				137-732; 137-733; 137-734; 137-735; 137-736;			
137-506; 137-507; 137-508; 137-511; 137-512				137-737; 137-738; 137-739; 137-740; 137-741			
Blade	7540118	3610	6963	Trans.	7540248		6431BR
Trans.	7540115		6961	137-742; 137-743; 137-744; 137-745; 137-746;			
137-513; 137-514				137-747; 137-748; 137-749; 137-750; 137-751			
Blade	7540118		6963	Trans.	7540248		6431BR
Trans.	7540115	3610	6961	137-752; 137-753; 137-754; 137-755; 137-756;			
137-525A				137-757			
Blade	7540195		6854	Trans.	7540248		6431BR
Trans.	7540198		6451BR	137-776			
137-526; 137-528; 137-529				Eng. To J.S.	7540245		6859
Blade	7540195		6854	J.S. To Trans.	7540255		6837
Deck	7540195		6854	138-320; 138-321; 138-322; 138-323; 138-324;			
Trans.	7540198		6451BR	138-325; 138-326; 138-327; 138-328; 138-329			
137-530; 137-531; 137-532; 137-533; 137-534;				Eng. To Deck	7540355		6448BR
137-535; 137-536; 137-537; 137-538; 137-539				Eng. To V.S.	7540280		6447BR
Eng. To V.S.	7540280		6447BR	V.S. To Trans.	7540281		6405BR
V.S. To Trans.	7540281		6405BR	138-330; 138-331; 138-332; 138-333; 138-334;			
137-540				138-335; 138-336; 138-337; 138-338; 138-339			
Deck	7540264		6639BR	Eng. To Deck	7540355		6448BR
Eng. To V.S.	7540280		6447BR	Eng. To V.S.	7540280		6447BR
V.S. To Trans.	7540281		6405BR	V.S. To Trans.	7540281		6405BR
137-541; 137-543; 137-544; 137-545; 137-546;				138-340; 138-341; 138-342; 138-343; 138-344;			
137-547; 137-548; 137-549; 137-550; 137-551				138-345; 138-346; 138-347; 138-348; 138-349			
Eng. To V.S.	7540280		6447BR	Eng. To Deck	7540355		6448BR
V.S. To Trans.	7540281		6405BR	Eng. To V.S.	7540280		6447BR
137-552; 137-553; 137-554; 137-555; 137-556;				V.S. To Trans.	7540281		6405BR
137-557; 137-558; 137-559; 137-560; 137-561				138-350; 138-351; 138-352; 138-353; 138-354;			
Eng. To V.S.	7540280		6447BR	138-355; 138-356; 138-357			
V.S. To Trans.	7540281		6405BR	Eng. To Deck	7540355		6448BR
137-562; 137-563; 137-564; 137-565; 137-566;				Eng. To V.S.	7540280		6447BR
137-567; 137-600; 137-601; 137-602; 137-603				V.S. To Trans.	7540281		6405BR
Eng. To V.S.	7540280		6447BR	138-360			
V.S. To Trans.	7540281		6405BR	Blade	7540935	2310	6831
137-604; 137-605; 137-606; 137-607; 137-608;				Trans.	7540936	2470	6847
137-609; 137-610; 137-611; 137-612; 137-613				138-360A			
Eng. To V.S.	7540280		6447BR	Blade	7540107		6830
V.S. To Trans.	7540281		6405BR	Trans.	7540936		6847
137-614; 137-615; 137-616; 137-617; 137-618;				138-362; 138-365			
137-619; 137-620; 137-621; 137-622; 137-623				Blade	7540935	2310	6831
Eng. To V.S.	7540280		6447BR	Trans.	7540936	2470	6847
V.S. To Trans.	7540281		6405BR	138-380			
137-624; 137-625; 137-626; 137-627; 137-628;				Blade	7540935	2310	6831
137-629; 137-630; 137-631; 137-632; 137-633				Trans.	7540111	2450	6845
Eng. To V.S.	7540280		6447BR	138-380A; 138-385A			
V.S. To Trans.	7540281		6405BR	Blade	7540138	3500	6950
137-634				Trans.	7540198		6451BR
Eng. To V.S.	7540280		6447BR	138-390			
V.S. To Trans.	7540281		6405BR	Blade	7540935	2310	6831
137-635; 137-636				Trans.	7540111	2450	6845
V.S. To Trans.	7540281		6405BR	138-390A			
137-637				Blade	7540167		6964
Eng. To V.S.	7540280		6447BR	Trans.	7540198		6451BR
V.S. To Trans.	7540281		6405BR	138-392			
137-638; 137-639				Blade	7540935	2310	6831
V.S. To Trans.	7540281		6405BR	Trans.	7540111	2450	6845
137-640; 137-641; 137-642; 137-643; 137-644;				138-395; 138-395A			
137-645; 137-646; 137-647; 137-648; 137-649				Blade	7540167		6964
Eng. To V.S.	7540280		6447BR	Trans.	7540198		6451BR
V.S. To Trans.	7540281		6405BR	138-400; 138-400A			
				Blade	7540188		6951
				Trans.	7540101		6517BR

Lawn & Garden Equipment

Belts for Riding Mowers

Application	OEM No.	Standard Belts	Premium Belts
MTD PRODUCTS, INC. - Continued			
138-402; 138-402A			
Blade	7540188		6951
Drive; W/24" Belt O.C.	7540187	3240	6924
Drive; W/31" Belt O.C.	7540136		6931
138-420			
Blade	7540127		6966
Trans.	7540128		6935
138-420A			
Blade	7540188		6951
Drive; W/24" Belt O.C.	7540187	3240	6924
Drive; W/31" Belt O.C.	7540136		6931
138-422			
Blade	7540127		6966
Trans.	7540128		6935
138-460			
Blade	7540118		6963
Trans.	7540937	3590	6959
138-460A; 138-462A; 138-465A			
Blade	7540151		6967
Drive; W/31" Belt O.C.	7540136		6931
Drive; W/50" Belt O.C.	7540138	3500	6950
138-472A; 138-475A; 138-480; 138-485A			
Blade	7540151		6967
Trans.	7540191		6865
138-493; 138-493A; 138-495; 138-495A; 138-496A; 138-497A			
Blade	7540145		6488BR
Trans.	7540226		6551BR
138-498A			
Blade	7540225		6565
Trans.	7540226		6551BR
138-501; 138-502; 138-503; 138-504; 138-505			
Deck; W/26", 30" Deck	7540264		6639BR
Deck; W/32" Deck	7540290		6847
Drive - Eng. To Variator; W/38" Belt O.C.	7540240		6511BR
Drive; W/35" Belt O.C.	7540241		6494BR
138-506			
Blade	7540290		6847
Deck	7540347		6847BR
Drive - Eng. To Variator; W/38" Belt O.C.	7540240		6511BR
Drive; W/35" Belt O.C.	7540241		6494BR
138-507; 138-508; 138-511; 138-512; 138-513; 138-514			
Deck; W/26", 30" Deck	7540264		6639BR
Deck; W/32" Deck	7540290		6847
Drive - Eng. To Variator; W/38" Belt O.C.	7540240		6511BR
Drive; W/35" Belt O.C.	7540241		6494BR
138-525; 138-525A			
Blade	7540195		6854
Trans.	7540198		6451BR
138-526; 138-528; 138-529			
Deck	7540195		6854
Trans.	7540198		6451BR
138-530; 138-531; 138-532; 138-533; 138-537; 138-538; 138-540; 138-541; 138-542; 138-543			
Deck; W/30" Rear Discharge 794	7540328		6949
Deck; W/34" Side Discharge 800	7540151		6967
Deck; W/38" Side Discharge 801	7540145		6488BR
Deck; W/38" Side Discharge 805	7540329		6630BR
138-547; 138-548; 138-560; 138-561; 138-562; 138-563; 138-567; 138-568			
Deck; W/30" Rear Discharge 794	7540328		6949
Deck; W/34" Side Discharge 800	7540151		6967
Deck; W/38" Side Discharge 801	7540145		6488BR
Deck; W/38" Side Discharge 805	7540329		6630BR
138-572; 138-573; 138-577; 138-578; 138-582; 138-583; 138-587; 138-588			
Blade; W/40" Rear Discharge 804	7540271		6557BR

Application	OEM No.	Standard Belts	Premium Belts
MTD PRODUCTS, INC. - Continued			
138-572; 138-573; 138-577; 138-578; 138-582; 138-583; 138-587; 138-588 - Continued			
Cross Drive; W/44" Side Discharge 803	7540293		6501BR
Deck; W/38" Side Discharge 805	7540329		6630BR
Deck; W/44" Side Discharge 803	7540229		6852
138-600; 138-601; 138-602; 138-603; 138-607; 138-608; 138-610; 138-611; 138-612; 138-613			
Deck; W/30" Rear Discharge 794	7540328		6949
Deck; W/34" Side Discharge 800	7540151		6967
Deck; W/38" Side Discharge 801	7540145		6488BR
Deck; W/38" Side Discharge 805	7540329		6630BR
138-617; 138-618; 138-622; 138-630; 138-631; 138-632; 138-633; 138-637; 138-638; 138-640			
Deck; W/30" Rear Discharge 794	7540328		6949
Deck; W/34" Side Discharge 800	7540151		6967
Deck; W/38" Side Discharge 801	7540145		6488BR
Deck; W/38" Side Discharge 805	7540329		6630BR
138-641; 138-642; 138-643; 138-647; 138-648; 138-650; 138-651; 138-652; 138-653; 138-657			
Deck; W/30" Rear Discharge 794	7540328		6949
Deck; W/34" Side Discharge 800	7540151		6967
Deck; W/38" Side Discharge 801	7540145		6488BR
Deck; W/38" Side Discharge 805	7540329		6630BR
138-658			
Deck; W/30" Rear Discharge 794	7540328		6949
Deck; W/34" Side Discharge 800	7540151		6967
Deck; W/38" Side Discharge 801	7540145		6488BR
Deck; W/38" Side Discharge 805	7540329		6630BR
138-662; 138-663; 138-667; 138-668; 138-672; 138-673; 138-677; 138-678; 138-682; 138-683			
Blade; W/40" Rear Discharge 804	7540271		6557BR
Cross Drive; W/44" Side Discharge 803	7540293		6501BR
Deck; W/38" Side Discharge 805	7540329		6630BR
Deck; W/44" Side Discharge 803	7540229		6852
138-687; 138-688; 138-692; 138-693; 138-697; 138-698			
Blade; W/40" Rear Discharge 804	7540271		6557BR
Cross Drive; W/44" Side Discharge 803	7540293		6501BR
Deck; W/38" Side Discharge 805	7540329		6630BR
Deck; W/44" Side Discharge 803	7540229		6852
138-722; 138-723			
Cross Drive; W/44" Side Discharge 935	7540293		6501BR
Cross Drive; W/46" Side Discharge 806	7540349		6637BR
Deck; W/44" Rear Discharge 931	7540230		6755BR
Deck; W/44" Rear Discharge 935	7540230		6755BR
Deck; W/46" Side Discharge 806	7540350		6464BR
Trans.	7540248		6431BR
138-724; 138-725; 138-726			
Transaxle	7540248		6431BR
138-727; 138-728			
Cross Drive; W/44" Side Discharge 935	7540293		6501BR
Cross Drive; W/46" Side Discharge 806	7540349		6637BR
Deck; W/44" Rear Discharge 931	7540230		6755BR
Deck; W/44" Rear Discharge 935	7540230		6755BR
Deck; W/46" Side Discharge 806	7540350		6464BR
Trans.	7540248		6431BR
138-729; 138-730; 138-731			
Transaxle	7540248		6431BR
138-732; 138-733			
Cross Drive; W/44" Side Discharge 935	7540293		6501BR
Cross Drive; W/46" Side Discharge 806	7540349		6637BR
Deck; W/44" Rear Discharge 931	7540230		6755BR
Deck; W/44" Rear Discharge 935	7540230		6755BR
Deck; W/46" Side Discharge 806	7540350		6464BR
Trans.	7540248		6431BR
138-734; 138-735; 138-736			
Transaxle	7540248		6431BR
138-737; 138-738			
Cross Drive; W/44" Side Discharge 935	7540293		6501BR
Cross Drive; W/46" Side Discharge 806	7540349		6637BR
Deck; W/44" Rear Discharge 931	7540230		6755BR
Deck; W/44" Rear Discharge 935	7540230		6755BR

Belts for Riding Mowers

Application	OEM No.	Standard Belts	Premium Belts
MTD PRODUCTS, INC. - Continued			
138-737; 138-738 - Continued			
Deck; W/46" Side Discharge 806	7540350		6464BR
Trans.	7540248		6431BR
138-739; 138-740; 138-741			
Transaxle	7540248		6431BR
138-742; 138-743			
Cross Drive; W/44" Side Discharge 935	7540293		6501BR
Cross Drive; W/46" Side Discharge 806	7540349		6637BR
Deck; W/44" Rear Discharge 931	7540230		6755BR
Deck; W/44" Rear Discharge 935	7540230		6755BR
Deck; W/46" Side Discharge 806	7540350		6464BR
Trans.	7540248		6431BR
138-744; 138-745; 138-746			
Transaxle	7540248		6431BR
138-747; 138-748			
Cross Drive; W/44" Side Discharge 935	7540293		6501BR
Cross Drive; W/46" Side Discharge 806	7540349		6637BR
Deck; W/44" Rear Discharge 931	7540230		6755BR
Deck; W/44" Rear Discharge 935	7540230		6755BR
Deck; W/46" Side Discharge 806	7540350		6464BR
Trans.	7540248		6431BR
138-749; 138-750; 138-751			
Transaxle	7540248		6431BR
138-752; 138-753			
Cross Drive; W/44" Side Discharge 935	7540293		6501BR
Cross Drive; W/46" Side Discharge 806	7540349		6637BR
Deck; W/44" Rear Discharge 931	7540230		6755BR
Deck; W/44" Rear Discharge 935	7540230		6755BR
Deck; W/46" Side Discharge 806	7540350		6464BR
Trans.	7540248		6431BR
138-754; 138-755			
Transaxle	7540248		6431BR
138-757; 138-758			
Cross Drive; W/44" Side Discharge 935	7540293		6501BR
Cross Drive; W/46" Side Discharge 806	7540349		6637BR
Deck; W/44" Rear Discharge 931	7540230		6755BR
Deck; W/44" Rear Discharge 935	7540230		6755BR
Deck; W/46" Side Discharge 806	7540350		6464BR
Trans.	7540248		6431BR
138-784; 138-786			
Blade	7540245		6859
Cross Drive; W/44" Rear Discharge 931	7540260		5716
Cross Drive; W/44" Side Discharge 935	7540293		6501BR
Deck; W/44" Rear Discharge 931	7540230		6755BR
Deck; W/44" Side Discharge 935	7540230		6755BR
Deck; W/46" Side Discharge 806	7540350		6464BR
Eng. To J.S.	7540245		6859
J.S. To Trans.	7540255		6837
Transaxle	7540255		6837
138-793; 138-795			
Deck	7540254		6819
138-796			
Blade	7540198		6451BR
Deck	7540254		6819
Trans.	7540207		6842
138-796A; 138-797A			
Blade	7540198		6451BR
Trans.	7540207		6842
139-330			
Trans.	7540140		6831
139-340; 139-360			
Blade	7540935	2310	6831
Trans.	7540936	2470	6847
139-360A			
Blade	7540107		6830
Trans.	7540936		6847
139-365			
Blade	7540935	2310	6831
Trans.	7540936	2470	6847
139-380A			
Blade	7540138	3500	6950

Application	OEM No.	Standard Belts	Premium Belts
MTD PRODUCTS, INC. - Continued			
139-380A - Continued			
Trans.	7540198		6451BR
139-390			
Blade	7540105		6830
Trans.	7540111	2450	6845
139-390A; 139-395; 139-395A			
Blade	7540167		6964
Trans.	7540198		6451BR
139-400; 139-400A			
Blade	7540188		6951
Trans.	7540101		6517BR
139-402; 139-402A			
Blade	7540188		6951
Drive; W/24" Belt O.C.	7540187	3240	6924
Drive; W/31" Belt O.C.	7540136		6931
139-410			
Blade	7540138	3500	6950
139-420; 139-430			
Blade	7540127		6966
Trans.; W/25" Belt O.C.	7540135		6925
Trans.; W/31" Belt O.C.	7540136		6931
139-460			
Blade	7540118		6963
Gen.	7540134		6733
Trans.	7540937	3590	6959
139-465; 139-466			
Blade	7540151		6967
Drive; W/31" Belt O.C.	7540136		6931
Drive; W/50" Belt O.C.	7540138	3500	6950
139-470			
Blade	7540118		6963
Gen.	7540134		6733
Trans.	7540937	3590	6959
139-485A			
Blade	7540151		6967
Trans.	7540191		6865
139-493A; 139-495A; 139-496; 139-496A; 139-497; 139-497A; 139-498; 139-498A			
Blade	7540145		6488BR
Trans.	7540226		6551BR
139-501; 139-502; 139-503; 139-504; 139-505; 139-506; 139-507; 139-508; 139-511; 139-512			
Blade	7540118		6963
Trans.	7540115	3610	6961
139-513; 139-514			
Blade	7540118		6963
Trans.	7540115	3610	6961
139-525; 139-525A			
Blade	7540195		6854
Trans.	7540198		6451BR
139-526			
Trans.	7540198		6451BR
139-752; 139-753; 139-757; 139-758			
Eng. To Trans.	7540116		6842
139-784			
Variable Speed	7540365		6798BR
139-794			
Blade	7540328		6949
139-796; 139-796A			
Blade	7540198		6451BR
Trans.	7540207		6842
139-800; 139-801; 139-802; 139-803; 139-804; 139-805; 139-806; 139-807; 139-808; 139-809			
Blade	7540349		6637BR
Deck	7540350		6464BR
Variable Speed	7540248		6431BR
139-810; 139-811; 139-812; 139-813; 139-814; 139-815; 139-816; 139-817; 139-818; 139-819			
Blade	7540349		6637BR

Belts for Riding Mowers

Application	OEM No.	Standard Belts	Premium Belts	Application	OEM No.	Standard Belts	Premium Belts
MTD PRODUCTS, INC. - Continued				MTD PRODUCTS, INC. - Continued			
139-810; 139-811; 139-812; 139-813; 139-814;				140-960			
139-815; 139-816; 139-817; 139-818; 139-819 -				Blade	7540125		6428BR
Continued				P.T.O.	7540123		3V335
Deck	7540350		6464BR	Trans.	7540124		6857
Variable Speed	7540248		6431BR	140-990; 140-990A			
139-820; 139-821; 139-822; 139-823; 139-824;				P.T.O.	7540165		6834
139-825; 139-826; 139-827; 139-828; 139-829				140-995A			
Blade	7540349		6637BR	P.T.O.			6841
Deck	7540350		6464BR	141-659; 141-669			
Variable Speed	7540248		6431BR	Gen.	7540134		7330
139-830; 139-831; 139-832; 139-833; 139-834;				Starter/Gen.	7540134		6733
139-835; 139-836; 139-837; 139-838; 139-839				Trans.	7540112	3800	6980
Blade	7540349		6637BR	141-760			
Deck	7540350		6464BR	P.T.O.	7540123		3V335
Variable Speed	7540248		6431BR	Trans.	7540124		6857
139-840; 139-841; 139-842; 139-843; 139-844;				141-810H; 141-811H; 141-812H; 141-813H;			
139-845; 139-846; 139-847; 139-848; 139-849				141-814H; 141-815H; 141-816H; 141-817H;			
Blade	7540349		6637BR	141-818H; 141-819H			
Deck	7540350		6464BR	Cross Deck	7540349		6637BR
Variable Speed	7540248		6431BR	141-820H; 141-821H; 141-822H; 141-823H			
140-520				Cross Deck	7540349		6637BR
Blade	7540230		6755BR	141-824A			
Trans.	7540245		6859	Deck	7540230		6755BR
140-650				J.S.	7540245		6859
Gen.	7540134		7330	Transaxle	7540244		6840
Trans.	7540112	3800	6980	141-824H; 141-825H; 141-826H; 141-827H;			
140-659; 140-669				141-828H; 141-829H; 141-830H; 141-831H;			
Blade	7540113	3480	6948	141-832H; 141-833H			
Gen.	7540134		7330	Cross Deck	7540349		6637BR
Trans.	7540112		6980	141-834H; 141-835H; 141-836H; 141-837H;			
140-760				141-838H; 141-839H			
Blade	7540125		6428BR	Cross Deck	7540349		6637BR
P.T.O.	7540123		3V335	141-840H			
Trans.	7540124		6857	Cross Deck	7540349		6637BR
140-760A				Eng. To V.S.	7540358		6419BR
Trans.	7540245		6859	141-841			
140-780A				Eng. To V.S.	7540358		6419BR
Blade	7540230		6755BR	141-841H			
Trans.	7540245		6859	Cross Deck	7540349		6637BR
140-810				Eng. To V.S.	7540358		6419BR
Drive	7540245		6859	141-842			
Transaxle	7540243		6846	Eng. To V.S.	7540358		6419BR
140-810A				141-842H; 141-843H			
Drive	7540245		6859	Cross Deck	7540349		6637BR
Eng. To J.S.	7540245		6859	Eng. To V.S.	7540358		6419BR
J.S. To Trans.	7540243		6846	141-844			
Transaxle	7540243		6846	Eng. To V.S.	7540358		6419BR
140-820A				141-844H			
Eng. To J.S.	7540245		6859	Cross Deck	7540349		6637BR
J.S. To Trans.	7540244		6840	Eng. To V.S.	7540358		6419BR
140-820H				141-845			
Eng. To Deck	7540350		6464BR	Eng. To V.S.	7540358		6419BR
140-830A				141-845H			
Drive	7540227		6963	Cross Deck	7540349		6637BR
J.S.	7540245		6859	Eng. To V.S.	7540358		6419BR
Trans.	7540244		6840	141-846			
Transaxle	7540212		6945	Eng. To V.S.	7540358		6419BR
140-840H; 140-844H; 140-848H; 140-849H				141-846H			
Cross Deck	7540349		6637BR	Cross Deck	7540349		6637BR
Eng. To V.S.	7540358		6419BR	Eng. To V.S.	7540358		6419BR
140-912A				141-847			
Drive	7540227		6963	Eng. To V.S.	7540358		6419BR
Transaxle	7540212		6945	141-847H			
140-918				Cross Deck	7540349		6637BR
Drive	7540227		6963	Eng. To V.S.	7540358		6419BR
140-918A				141-848			
Drive	7540227		6963	Eng. To V.S.	7540358		6419BR
Transaxle	7540212		6945				
140-940							
P.T.O.	7540192		6834				

Belts for Riding Mowers

Application	OEM No.	Standard Belts	Premium Belts	Application	OEM No.	Standard Belts	Premium Belts
MTD PRODUCTS, INC. - Continued				MTD PRODUCTS, INC. - Continued			
141-848H				143-660 - Continued			
Cross Deck	7540349		6637BR	Gen.	7540134		7330
Eng. To V.S.	7540358		6419BR	Trans.	7540182	3810	6981
141-849				143-760			
Eng. To V.S.	7540358		6419BR	Starter/Gen.	7540134		7330
141-849H				Trans.	7540182	3810	6981
Cross Deck	7540349		6637BR	143-814			
Eng. To V.S.	7540358		6419BR	Blade	7540230		6755BR
141-860				Deck	7540246		6354
P.T.O.	7540123		3V335	Trans.	7540245		6859
Trans.	7540112	3800	6980	Transaxle	7540244		6840
141-960				143-836			
P.T.O.	7540123		3V335	Eng. To Deck	7540230		6755BR
Trans.	7540124		6857	Eng. To J.S.	7540245		6859
141-990				J.S. To Transaxle	7540244		6840
P.T.O.	7540123		3V335	143-860; 143-960			
141-990A				Drive	7540124		6857
Drive	7540124		6857	Gen.	7540139		7380
Gen.	7540139		7380	P.T.O.	7540165		6834
P.T.O.	7540165		6834	143-990			
141-995A				P.T.O.	7540165		6834
P.T.O.	7540234		6841	Starter/Gen.	7540169		7355
142-46H				Transaxle	7540124		6857
Eng. To V.S.	7540358		6419BR	143-995			
142-669				P.T.O.	7540234		6841
Gen.	7540134		7330	143P820H			
Trans.	7540112	3800	6980	Cross Deck	7540349		6637BR
142-760				Eng. To Deck	7540350		6464BR
Drive	7540124		6857	Eng. To V.S.	7540358		6419BR
Gen.	7540139		7380	Trans.	7540361		6953
P.T.O.	7540165		6834	143P828H			
142-810				Cross Deck	7540349		6637BR
Belt; W/51" Belt O.C.	7540251		6809BR	Eng. To V.S.	7540358		6419BR
Belt; W/53" Belt O.C.	7540250	2530		143P840H; 143P848H; 143P849H			
142-824				Cross Deck	7540349		6637BR
Blade	7540246		6354	Eng. To Deck	7540350		6464BR
Deck	7540230		6755BR	Eng. To V.S.	7540358		6419BR
Eng. To J.S.	7540245		6859	Trans.	7540361		6953
J.S. To Trans.	7540244		6840	143Q840H			
142-836				Cross Deck	7540349		6637BR
Blade	7540230		6755BR	Eng. To V.S.	7540358		6419BR
Deck	7540246		6354	143Q848H			
Drive; W/40" Belt O.C.	7540244		6840	Eng. To V.S.	7540358		6419BR
Drive; W/59" Belt O.C.	7540245		6859	143V834H; 143W834H; 143Y839H			
142-840H				Cross Deck	7540349		6637BR
Cross Deck	7540349		6637BR	143Y849H			
Eng. To Deck	7540350		6464BR	Cross Deck	7540349		6637BR
Eng. To V.S.	7540358		6419BR	Eng. To V.S.	7540358		6419BR
Trans.	7540361		6953	144-485			
142-846H				Blade	7540184		6852
Cross Deck	7540349		6637BR	Eng. To Deck	7540180		6510BR
142-848H				Trans.	7540182	3810	6981
Cross Deck	7540349		6637BR	144-600; 144-601; 144-602			
Eng. To V.S.	7540358		6419BR	Gen.	7540134		7330
142-849H				144-660A			
Cross Deck	7540349		6637BR	Blade	7540184		6852
Eng. To Deck	7540350		6464BR	Deck	7540180		6510BR
Eng. To V.S.	7540358		6419BR	Gen.	7540134		7330
Trans.	7540361		6953	Trans.	7540182	3810	6981
142-960				144-672A			
Drive	7540124		6857	Blade	7540184		6852
Gen.	7540139		7380	Eng. To Deck	7540180		6510BR
P.T.O.	7540165		6834	Trans.	7540182	3810	6981
142-990				144-760A; 144-761A			
P.T.O.	7540165		6834	Trans.	7540182	3810	6981
142-995				144-810; 144-811; 144-824; 144-825			
Belt	7540234		6841	Blade	7540245		6859
143-660				Eng. To Variator	7540245		6859
Blade	7540184		6852	Transaxle	7540244		6840
Deck	7540180		6510BR	Variator To Trans.	7540244		6840

Lawn & Garden Equipment

Belts for Riding Mowers

Application	OEM No.	Standard Belts	Premium Belts
MTD PRODUCTS, INC. - Continued			
144-825H; 144-829H			
Cross Deck	7540349		6637BR
Eng. To Deck	7540350		6464BR
Eng. To V.S.	7540358		6419BR
Trans.	7540361		6953
144-834; 144-835; 144-836; 144-837			
Blade	7540245		6859
Transaxle	7540244		6840
144-860A			
P.T.O.	7540165		6834
Transaxle	7540124		6857
144-918			
Eng. To Variator	7540212		6945
Variator To Trans.	7540227		6963
144-960A; 144-990A			
P.T.O.	7540165		6834
Transaxle	7540124		6857
144-995			
Drive	7540234		6841
144O845H			
Cross Deck	7540349		6637BR
Eng. To V.S.	7540358		6419BR
144P820H; 144P828H			
Cross Deck	7540349		6637BR
Eng. To Deck	7540350		6464BR
Eng. To V.S.	7540358		6419BR
Trans.	7540361		6953
144P840H			
Cross Deck	7540349		6637BR
Eng. To V.S.	7540358		6419BR
144P849H			
Cross Deck	7540349		6637BR
Eng. To Deck	7540350		6464BR
Eng. To V.S.	7540358		6419BR
Trans.	7540361		6953
144Q828H			
Cross Deck	7540349		6637BR
Eng. To V.S.	7540358		6419BR
144Q840H			
Cross Deck	7540349		6637BR
Eng. To Deck	7540350		6464BR
Eng. To V.S.	7540358		6419BR
Trans.	7540361		6953
144Q845H			
Cross Deck	7540349		6637BR
Eng. To V.S.	7540358		6419BR
144Q848H			
Cross Deck	7540349		6637BR
Eng. To Deck	7540350		6464BR
Eng. To V.S.	7540358		6419BR
Trans.	7540361		6953
144V834H			
Cross Deck	7540349		6637BR
144W834P; 144Z834P			
Cross Deck	7540291A		6641BR
Drive	7540435		A72
Eng. To Deck	7540364		6482BR
145-660			
Blade	7540184		6852
145-660A			
Blade	7540184		6852
Deck	7540180		6510BR
Gen.	7540134		7330
Trans.	7540182	3810	6981
145-672			
Blade	7540184		6852
Eng. To Deck	7540180		6510BR
Trans.	7540182	3810	6981
145-672A			
Blade	7540184		6852
Deck	7540180		6510BR

Application	OEM No.	Standard Belts	Premium Belts
MTD PRODUCTS, INC. - Continued			
145-672A - Continued			
Gen.	7540134		7330
Trans.	7540182	3810	6981
145-760			
Trans.	7540182	3810	6981
145-760A			
Starter/Gen.	7540134		7330
Trans.	7540182	3810	6981
145-810; 145-811; 145-822; 145-823; 145-824;			
145-825; 145-826; 145-827; 145-832; 145-833			
Trans.; W/40" Belt O.C.	7540244		6840
Trans.; W/59" Belt O.C.	7540245		6859
145-834			
Trans.; W/56" Belt O.C.	7540230		6755BR
Trans.; W/59" Belt O.C.	7540245		6859
Trans.; W/74" Belt O.C.	7540293		6501BR
Belt; W/40" Belt O.C.	7540244		6840
145-835; 145-836; 145-837			
Trans.; W/40" Belt O.C.	7540244		6840
Trans.; W/59" Belt O.C.	7540245		6859
145-842; 145-843			
Trans.; W/32" Belt O.C.	7540177		6832
Trans.; W/59" Belt O.C.	7540245		6859
145-918			
Drive	7540227		6963
P.T.O.	7540229		6852
Transaxle	7540212		6945
145-960; 145-960A			
Gen.	7540169		7355
P.T.O.	7540165		6834
Transaxle	7540124		6857
145-990			
P.T.O.	7540165		6834
Transaxle	7540124		6857
145-990A			
Gen.	7540169		6736
P.T.O.	7540165		6834
145-995			
Deck	7540180		6510BR
Starter/Gen.	7540134		7330
Trans.; W/41" Belt O.C.	7540234		6841
Trans.; W/81" Belt O.C.	7540182	3810	6981
145-J828P			
Eng. To V.S.	7540358		6419BR
145J828P			
Cross Deck	7540291A		6641BR
Eng. To Deck	7540364		6482BR
Eng. To V.S.	7540358		6419BR
V.S. To Trans.	7540362		6984BR
145P820H			
Cross Deck	7540349		6637BR
Eng. To V.S.	7540358		6419BR
145P828H; 145P845H			
Cross Deck	7540349		6637BR
Eng. To Deck	7540350		6464BR
Eng. To V.S.	7540358		6419BR
Trans.	7540361		6953
145P848H			
Deck; W/64" Belt O.C.	7540350		6464BR
Deck; W/79" Belt O.C.	7540349		6637BR
Eng.	7540358		6419BR
Trans.	7540361		6953
145Q828H; 145Q840H; 145Q848H			
Cross Deck	7540349		6637BR
Eng. To V.S.	7540358		6419BR
145Q849H			
Cross Deck	7540349		6637BR
Eng. To Deck	7540350		6464BR
Eng. To V.S.	7540358		6419BR
Trans.	7540361		6953

Belts for Riding Mowers

Application	OEM No.	Standard Belts	Premium Belts	Application	OEM No.	Standard Belts	Premium Belts
MTD PRODUCTS, INC. - Continued				MTD PRODUCTS, INC. - Continued			
145S820H; 145S845H; 145S848H				146Y834P			
Eng. To V.S.	7540358		6419BR	Cross Deck	7540291A		6641BR
145V848H				Drive	7540461		6519BR
Cross Deck	7540349		6637BR	Eng. To Deck	7540364		6482BR
Eng. To V.S.	7540358		6419BR	147-652; 147-655; 147-660; 147-665			
145W820H				Trans.	7540112	3800	6980
Cross Deck	7540349		6637BR	147-760; 147-760A			
145W834P				Starter/Gen.	7540134		6733
Cross Deck	7540291A		6641BR	Transaxle	7540182		6981
Drive	7540435		A72	147-802; 147-803; 147-804; 147-805; 147-806;			
Eng. To Deck	7540364		6482BR	147-807; 147-808; 147-809; 147-810; 147-811			
145W845H; 145W848H				Trans.; W/40" Belt O.C.	7540244		6840
Cross Deck	7540349		6637BR	Trans.; W/59" Belt O.C.	7540245		6859
145Y834P				147-812; 147-813; 147-814; 147-815; 147-816;			
Cross Deck	7540291A		6641BR	147-817; 147-818; 147-819; 147-820; 147-821			
Drive	7540435		A72	Trans.; W/40" Belt O.C.	7540244		6840
Eng. To Deck	7540364		6482BR	Trans.; W/59" Belt O.C.	7540245		6859
146-650; 146-660				147-822; 147-823; 147-824; 147-825; 147-826;			
Trans.	7540112	3800	6980	147-827			
146-660A				Trans.; W/40" Belt O.C.	7540244		6840
Blade	7540184		6852	Trans.; W/59" Belt O.C.	7540245		6859
Deck	7540180		6510BR	147-842; 147-843; 147-844; 147-845; 147-846;			
Gen.	7540134		7330	147-847; 147-848; 147-849; 147-850; 147-851			
Trans.	7540182	3810	6981	Eng. To J.S.	7540245		6859
146-672A				J.S. To Trans.	7540177	2320	6832
Blade	7540184		6852	147-852; 147-853; 147-854; 147-855; 147-856;			
Eng. To Deck	7540180		6510BR	147-857; 147-858; 147-859; 147-860			
Trans.	7540182	3810	6981	Eng. To J.S.	7540245		6859
146-760				J.S. To Trans.	7540177	2320	6832
Starter/Gen.	7540134		7330	147-860A			
Trans.	7540182	3810	6981	Trans.	7540217		6979
146-822; 146-823; 146-824; 146-825; 146-826;				147-861; 147-862; 147-863; 147-864; 147-865;			
146-827; 146-831; 146-832; 146-833; 146-834				147-866; 147-867			
Trans.; W/40" Belt O.C.	7540244		6840	Eng. To J.S.	7540245		6859
Trans.; W/59" Belt O.C.	7540245		6859	J.S. To Trans.	7540177	2320	6832
146-835; 146-836; 146-837				147-910A			
Trans.; W/40" Belt O.C.	7540244		6840	Eng. To Transaxle	7540211		6946
Trans.; W/59" Belt O.C.	7540245		6859	Primary	7540228		6962
146-842; 146-843; 146-844; 146-845; 146-846;				147-912			
146-847				Drive	7540210		6960
Eng. To J.S.	7540245		6859	Trans.	7540212		6945
J.S. To Trans.	7540177	2320	6832	147-912A			
146-960A				Belt; W/60" Belt O.C.	7540210		6960
P.T.O.	7540165		6834	Belt; W/63" Belt O.C.	7540227		6963
Transaxle	7540124		6857	Trans.	7540212		6945
146-990A				147-916A			
P.T.O.	7540165		6834	Eng. To Transaxle	7540211		6946
Starter/Gen.	7540169		6736	Primary	7540228		6962
146-995				147-918			
P.T.O.	7540234		6841	Drive	7540210		6960
146K828H				Trans.	7540212		6945
Cross Deck	7540349		6637BR	147-918A			
Eng. To Deck	7540350		6464BR	Belt; W/60" Belt O.C.	7540210		6960
Eng. To V.S.	7540358		6419BR	Belt; W/63" Belt O.C.	7540227		6963
Trans.	7540361		6953	Trans.; W/45" Belt O.C.	7540212		6945
146K840H				147-990A			
Cross Deck	7540349		6637BR	Gen.	7540169		6736
Eng. To V.S.	7540358		6419BR	P.T.O.	7540165		6834
146K848H				147-995			
Cross Deck	7540349		6637BR	P.T.O.	7540234		6841
Eng. To Deck	7540350		6464BR	147W834H			
Eng. To V.S.	7540358		6419BR	Cross Deck	7540349		6637BR
Trans.	7540361		6953	Drive	7540461		6519BR
146P820H; 146P828H; 146Q828H; 146S820H;				147Y834P			
146S828H; 146S843H; 146S845H; 146S848H;				Drive	7540461		6519BR
146S849H				148-650; 148-655; 148-658; 148-659; 148-660;			
Cross Deck	7540349		6637BR	148-665; 148-668; 148-669			
Eng. To V.S.	7540358		6419BR	Trans.	7540112	3800	6980
146W834H							
Cross Deck	7540349		6637BR				

Lawn & Garden Equipment

Belts for Riding Mowers

Application	OEM No.	Standard Belts	Premium Belts	Application	OEM No.	Standard Belts	Premium Belts
MTD PRODUCTS, INC. - Continued				MTD PRODUCTS, INC. - Continued			
148-760				149-761			
Blade	7540184		6852	Mower; W/42" Deck	7540125		6428BR
Deck	7540180		6510BR	149-805			
P.T.O.	7540123		3V335	Eng. To Deck	7540329		6630BR
Trans.	7540124	2570	6857	149-810; 149-810A			
148-760A				Drive	7540245		6859
Starter/Gen.	7540134		7330	Transaxle	7540243		6846
Trans.	7540182	3810	6981	149-812			
148-802; 148-803				Eng. To V.S.	7540358		6419BR
Cross Drive; W/44" Side Discharge 935	7540293		6501BR	149-813			
Deck; W/44" Rear Discharge 931	7540230		6755BR	Eng. To V.S.	7540358		6419BR
Deck; W/44" Side Discharge 935	7540230		6755BR	Transaxle	7540248		6431BR
Trans.; W/32" Belt O.C.	7540177	2320	6832	149-815; 149-816; 149-818; 149-819			
Trans.; W/40" Belt O.C.	7540244		6840	Eng. To V.S.	7540358		6419BR
Trans.; W/59" Belt O.C.	7540245		6859	149-820; 149-820A			
148-806				Trans.; W/40" Belt O.C.	7540244		6840
Cross Deck	7540349		6637BR	Trans.; W/59" Belt O.C.	7540245		6859
148-807; 148-808; 148-812; 148-813				149-821; 149-822; 149-823; 149-825; 149-826;			
Cross Drive; W/44" Side Discharge 935	7540293		6501BR	149-828; 149-829			
Deck; W/44" Rear Discharge 931	7540230		6755BR	Eng. To V.S.	7540358		6419BR
Deck; W/44" Side Discharge 935	7540230		6755BR	149-836			
Trans.; W/32" Belt O.C.	7540177	2320	6832	Blade	7540364		6482BR
Trans.; W/40" Belt O.C.	7540244		6840	149-844			
Trans.; W/59" Belt O.C.	7540245		6859	Blade	7540260		5716
148-815				149-846			
Eng. To Spindle	7540229		6852	Blade	7540349		6637BR
Spindle To Rear Tiller	7540283		6895	Deck	7540350		6464BR
148-817; 148-818; 148-822; 148-823; 148-827;				149-860			
148-828; 148-842; 148-847; 148-852; 148-857				P.T.O.	7540123		3V335
Cross Drive; W/44" Side Discharge 935	7540293		6501BR	Trans.	7540124		6857
Deck; W/44" Rear Discharge 931	7540230		6755BR	149-910A			
Deck; W/44" Side Discharge 935	7540230		6755BR	Eng. To Transaxle	7540211		6946
Trans.; W/32" Belt O.C.	7540177	2320	6832	Primary	7540228		6962
Trans.; W/40" Belt O.C.	7540244		6840	149-912A			
Trans.; W/59" Belt O.C.	7540245		6859	Belt; W/60" Belt O.C.	7540210		6960
148-860				Belt; W/63" Belt O.C.	7540227		6963
P.T.O.	7540123		3V335	Trans.	7540212		6945
Trans.	7540124		6857	149-916A			
Transaxle	7540124		6857	Eng. To Transaxle	7540211		6946
148-860A				Primary	7540228		6962
Trans.	7540217		6979	149-918			
148-862; 148-867				Drive	7540227		6963
Cross Drive; W/44" Side Discharge 935	7540293		6501BR	Transaxle	7540212		6945
Deck; W/44" Rear Discharge 931	7540230		6755BR	149-918A			
Deck; W/44" Side Discharge 935	7540230		6755BR	Belt; W/60" Belt O.C.	7540210		6960
Trans.; W/32" Belt O.C.	7540177	2320	6832	Belt; W/63" Belt O.C.	7540227		6963
Trans.; W/40" Belt O.C.	7540244		6840	Trans.	7540212		6945
Trans.; W/59" Belt O.C.	7540245		6859	149-990; 149-990A			
148-910A				Gen.	7540169		7355
Eng. To Transaxle	7540211		6946	P.T.O.	7540165		6834
Primary	7540228		6962	149-995; 149-995A			
148-912A				P.T.O.	7540234		6841
Belt; W/60" Belt O.C.	7540210		6960	179-812; 190-840			
Belt; W/63" Belt O.C.	7540227		6963	Eng. To V.S.	7540358		6419BR
Trans.	7540212		6945	190-846			
148-916A				Cross Deck	7540349		6637BR
Eng. To Transaxle	7540211		6946	223-0705			
Primary	7540228		6962	Blade	7540145		6488BR
148-918				Trans.	7540226		6551BR
Drive	7540227		6963	223-3188			
Transaxle	7540212		6945	Blade	7540188		6951
148-918A				Drive	7540136		6931
Belt; W/60" Belt O.C.	7540210		6960	223-3189			
Belt; W/63" Belt O.C.	7540227		6963	Blade	7540145		6488BR
Trans.	7540212		6945	Drive; W/37" Belt O.C.	7540173	3370	6937
148-990A				Drive; W/65" Belt O.C.	7540191		6865
Gen.	7540136		6736	223-3219			
P.T.O.	7540135		6834	Blade	7540138	3500	6950
149-760							
P.T.O.	7540123		3V335				
Trans.	7540124		6857				

Belts for Riding Mowers

Application	OEM No.	Standard Belts	Premium Belts	Application	OEM No.	Standard Belts	Premium Belts
MTD PRODUCTS, INC. - Continued				MTD PRODUCTS, INC. - Continued			
223-3220				223-3289 - Continued			
Blade	7540147	3520	6952	Transaxle	7540124		6857
Trans.; W/25" Belt O.C.	7540135		6925	223-3291			
Trans.; W/31" Belt O.C.	7540136		6931	Blade	7540127		6966
223-3221				Trans.	7540128		6935
Blade	7540127		6966	223-3404			
Trans.; W/25" Belt O.C.	7540135		6925	Blade	7540195		6854
Trans.; W/31" Belt O.C.	7540136		6931	Trans.	7540198		6451BR
223-3222				223-3406			
Blade	7540145		6488BR	Blade	7540145		6488BR
Trans.; W/31" Belt O.C.	7540136		6931	Drive; W/37" Belt O.C.	7540173	3370	6937
Trans.; W/52" Belt O.C.	7540147	3520	6952	Drive; W/65" Belt O.C.	7540191		6865
223-3230				223-3414			
Gen.	7540134		6733	Blade	7540151		6967
Transaxle	7540112		6980	Trans.	7540191		6865
223-3231				223-3426			
P.T.O.	7540123		3V335	Trans.	7540164	2630	6863
Transaxle	7540124		6857	223-3427			
223-3233				Blade	7540188		6951
Blade	7540107		6830	Trans.	7540101		6517BR
Trans.	7540936		6847	223-3428			
223-3234				Blade	7540151		6967
Blade; W/50" Belt O.C.	7540138	3500	6950	Trans.	7540191		6865
Blade; W/52" Belt O.C.	7540147	3520	6952	223-7920			
Trans.; W/25" Belt O.C.	7540135		6925	Blade	7540198		6451BR
Trans.; W/31" Belt O.C.	7540136		6931	Trans.	7540207		6842
Trans.; W/35" Belt O.C.	7540101		6517BR	223-7921			
223-3236				Blade	7540145		6488BR
Blade	7540127		6966	Trans.	7540226		6551BR
Trans.; W/25" Belt O.C.	7540135		6925	223-7922			
Trans.; W/31" Belt O.C.	7540136		6931	Blade	7540188		6951
223-3237; 223-3238				Transaxle	7540136		6931
Blade	7540151		6967	223-8020			
Trans.; W/31" Belt O.C.	7540136		6931	Blade	7540198		6451BR
Trans.; W/50" Belt O.C.	7540138		6950	Trans.	7540207		6842
223-3241				223-8021			
Gen.	7540134		6733	Blade	7540145		6488BR
Transaxle	7540112		6980	Trans.	7540226		6551BR
223-3247				223-8022			
Drive	7540124		6857	Blade	7540188		6951
Gen.	7540139		7380	Transaxle	7540136		6931
P.T.O.	7540165		6834	223-8420			
223-3250				Blade	7540241		6494BR
Blade	7540184		6852	Deck	7540264		6639BR
Deck	7540180		6510BR	Trans.	7540240		6511BR
Gen.	7540134		7330	223-8421			
Trans.	7540182	3810	6981	Blade	7540145		6488BR
223-3251				Trans.	7540266		6775BR
Blade	7540107		6830	223-8521; 223-8541			
Trans.	7540936		6847	V.S. To Trans.	7540281		6405BR
223-3255				340-129; 360-129; 360-131; 360-508			
Blade	7540145		6488BR	Blade	7540935	2310	6831
Drive; W/37" Belt O.C.	7540173	3370	6937	Trans.	7540936	2470	6847
Drive; W/65" Belt O.C.	7540191		6865	380-131; 380-229; 390-508			
223-3256				Blade	7540935	2310	6831
Blade	7540188		6951	Trans.	7540111	2450	6845
Trans.	7540101		6517BR	443-36			
223-3260				Trans.	7540936		6847
Blade	7540184		6852	481-3762; 481-3812; 481-3879			
Deck	7540180		6510BR	V.S. To Trans.	7540281		6405BR
Gen.	7540134		7330	643-0724			
Trans.	7540182	3810	6981	Blade	7540107		6830
223-3268				Trans.	7540936		6847
Drive	7540124		6857	643-0761			
Gen.	7540139		7380	Blade	7540107		6830
P.T.O.	7540165		6834	643-762			
223-3279				Blade	7540935	2310	6831
Blade	7540118		6963	Trans.	7540936	2470	6847
Transaxle	7540937		6959				
223-3289							
P.T.O.	7540123		3V335				

Belts for Riding Mowers

Application	OEM No.	Standard Belts	Premium Belts
MTD PRODUCTS, INC. - Continued			
643-0766			
Blade	7540118		6963
Trans.	7540937	3590	6959
643-0837			
Blade	7540107		6830
Trans.	7540936		6847
643-0838; 643-0839			
Blade	7540151		6967
Drive; W/31" Belt O.C.	7540136		6931
Drive; W/50" Belt O.C.	7540138	3500	6950
643-0840			
Blade	7540107		6830
Trans.	7540936		6847
643-0845; 643-0846			
Blade	7540145		6488BR
Trans.; W/31" Belt O.C.	7540136		6931
Trans.; W/52" Belt O.C.	7540147	3520	6952
643-0848; 643-0851			
Blade	7540138	3500	6950
643-0852			
Blade	7540107		6830
Trans.	7540111	2450	6845
643-0853; 643-0854			
Blade	7540127		6966
Trans.; W/25" Belt O.C.	7540135		6925
Trans.; W/31" Belt O.C.	7540136		6931
643-0855; 643-0856			
Blade	7540118		6963
Trans.	7540937	3590	6959
643-858			
Blade	7540138	3500	6950
Trans.	7540101		6517BR
643-0859; 643-0860			
Blade	7540118		6963
Trans.	7540937	3590	6959
643-0861			
Blade	7540147	3520	6952
Trans.; W/25" Belt O.C.	7540135		6925
Trans.; W/31" Belt O.C.	7540136		6931
643-0862; 643-0863			
Blade	7540127		6966
Trans.; W/25" Belt O.C.	7540135		6925
Trans.; W/31" Belt O.C.	7540136		6931
643-0864			
Blade	7540147	3520	6952
Trans.; W/25" Belt O.C.	7540135		6925
Trans.; W/31" Belt O.C.	7540136		6931
643-0865; 643-0866; 643-0868			
Blade	7540127		6966
Trans.; W/25" Belt O.C.	7540135		6925
Trans.; W/31" Belt O.C.	7540136		6931
643-0869			
Blade	7540107		6830
Trans.	7540936		6847
643-0873; 643-0874			
Blade	7540127		6966
Trans.; W/25" Belt O.C.	7540135		6925
Trans.; W/31" Belt O.C.	7540136		6931
643-884			
Blade	7540138	3500	6950
Trans.	7540101		6517BR
643-2160; 643-2161			
Blade	7540127		6966
Trans.; W/25" Belt O.C.	7540135		6925
Trans.; W/31" Belt O.C.	7540136		6931
643-2163			
Blade	7540188		6951
Trans.	7540101		6517BR
643-2164			
Blade	7540107		6830

Application	OEM No.	Standard Belts	Premium Belts
MTD PRODUCTS, INC. - Continued			
643-2164 - Continued			
Trans.	7540936		6847
643-2165			
Blade	7540151		6967
Trans.	7540191		6865
643-2166			
Blade	7540145		6488BR
Drive; W/37" Belt O.C.	7540173	3370	6937
Drive; W/65" Belt O.C.	7540191		6865
643-2170			
Blade	7540138	3500	6950
Trans.	7540164	2630	6863
643-2171			
Blade	7540107		6830
Trans.	7540936		6847
643-2172			
Blade	7540935	2310	6831
Trans.	7540108	2460	6846
643-2173			
Blade	7540167		6964
Trans.	7540198		6451BR
643-2182			
Blade	7540138	3500	6950
Trans.	7540136		6931
643-2190			
Blade	7540145		6488BR
Trans.	7540127		6966
643-2191; 643-2192			
Blade	7540195		6854
Trans.	7540198		6451BR
643-4101			
Blade	7540184		6852
Deck	7540180		6510BR
Gen.	7540134		7330
P.T.O.	7540123		3V335
Trans.	7540124		6857
643-4102			
P.T.O.	7540123		3V335
Trans.	7540124		6857
643-4103; 643-4104			
Deck	7540113	3480	6948
Gen.	7540134		7330
Trans.	7540112	3800	6980
643-4105; 643-4106			
Blade	7540125		6428BR
Gen.	7540134		7330
P.T.O.	7540123		3V335
643-4107			
Blade	7540184		6852
Eng. To Deck	7540180		6510BR
Trans.	7540182	3810	6981
643-4108			
Starter/Gen.	7540134		7330
Trans.	7540182	3810	6981
643-4110			
Gen.	7540169		7355
P.T.O.	7540165		6834
Trans.	7540124		6857
643-5106			
P.T.O.	7540123		3V335
Trans.	7540124		6857
643A-762; 643A-0850			
Blade	7540935	2310	6831
Trans.	7540936	2470	6847
912-918			
P.T.O.	7540214		6850
1112H			
Deck			6978
3261-01			
Blade	7540188		6951

Belts for Riding Mowers

Application	OEM No.	Standard Belts	Premium Belts	Application	OEM No.	Standard Belts	Premium Belts
MTD PRODUCTS, INC. - Continued				MTD PRODUCTS, INC. - Continued			
3261-01 - Continued				6418; 6419 - Continued			
Drive; W/24" Belt O.C.	7540187	3240	6924	Drive; W/31" Belt O.C.	7540136		6931
Drive; W/31" Belt O.C.	7540136		6931	Drive; W/50" Belt O.C.	7540138	3500	6950
3309-01; 3309-91				6420			
Blade	7540198		6451BR	Trans.	7540182	3810	6981
Trans.	7540207		6842	6421			
3340-41				Drive	7540124		6857
Blade; W/30" Blade	7540167		6964	Gen.	7540139		7380
Blade; W/36" Blade	7540279		6965	P.T.O.	7540165		6834
Transaxle	7540198		6451BR	6473			
3341-01; 3342-01				Blade	7540188		6951
Blade	7540151		6967	Transaxle	7540101		6517BR
Drive; W/31" Belt O.C.	7540136		6931	6475			
Drive; W/50" Belt O.C.	7540138	3500	6950	Blade	7540188		6951
3380-51				Drive; W/24" Belt O.C.	7540187	3240	6924
V.S. To Trans.	7540281		6405BR	Drive; W/31" Belt O.C.	7540136		6931
3383-01; 3383-91; 3384-91				6490			
Blade	7540145		6488BR	Gen.	7540169		7355
Trans.	7540226		6551BR	P.T.O.	7540165		6834
3386-4				Trans.	7540124		6857
Blade	7540145		6488BR	6538			
Trans.	7540266		6775BR	Blade	7540151		6967
3386-51				Trans.	7540191		6865
V.S. To Trans.	7540281		6405BR	6544			
3441-01				Trans.	7540182	3810	6981
Blade	7540230		6755BR	6882			
Trans.	7540245		6859	Blade	7540935	2310	6831
Transaxle	7540255		6837	Trans.	7540936	2470	6847
3441-51; 4144; 4173				6885			
V.S. To Trans.	7540281		6405BR	Blade	7540935	2310	6831
4187-41				Trans.	7540111	2450	6845
P.T.O.	7540234		6841	7109A78			
4259				Blade	7540151		6967
V.S. To Trans.	7540281		6405BR	7112A78			
6113				Blade	7540145		6488BR
Blade	7540138	3500	6950	7115A78			
6132				Blade; W/52" Belt O.C.	7540229		6852
Blade	7540107		6830	Blade; W/74" Belt O.C.	7540293		6501BR
Trans.	7540936		6847	7360			
6133				Blade	7540935	2310	6831
Blade	7540138	3500	6950	Trans.	7540936	2470	6847
6134				7390			
Blade	7540127		6966	Blade	7540935	2310	6831
Trans.; W/25" Belt O.C.	7540135		6925	Trans.	7540111	2450	6845
Trans.; W/31" Belt O.C.	7540136		6931	7395			
6200; 6201				Blade	7540118		6963
P.T.O.	7540123		3V335	Transaxle	7540115		6961
Trans.	7540124		6857	13327-9; 13357-9			
6210; 6211				Eng. To Deck	7540355		6448BR
Gen.	7540134		7330	13565-7; 13565-8; 13619S			
Trans.	7540112	3800	6980	Blade - Right	7540271		6557BR
6287				Eng. To V.S.	7540280		6447BR
Blade	7540107		6830	V.S. To Trans.	7540281		6405BR
Trans.	7540936		6847	13637-8; 13637-9			
6301; 6302				Eng. To Deck; W/38" Deck	7540329		6630BR
Drive	7540124		6857	13649C			
Gen.	7540139		7380	Blade - Right	7540271		6557BR
P.T.O.	7540165		6834	Eng. To V.S.	7540280		6447BR
6415				V.S. To Trans.	7540281		6405BR
Blade	7540107		6830	13655-7; 13655-8; 13655-9; 13665-7; 13665-8;			
Trans.	7540936		6847	13665-9			
6416				Eng. To Deck; W/38" Deck	7540329		6630BR
Blade	7540138	3500	6950	13735-9; 13765-9			
6417				Cross Deck	7540349		6637BR
Blade	7540127		6966	14815-9			
Trans.; W/25" Belt O.C.	7540135		6925	Cross Deck	7540349		6637BR
Trans.; W/31" Belt O.C.	7540136		6931	Eng. To V.S.	7540358		6419BR
6418; 6419				19806-8			
Blade	7540151		6967	Cross Deck	7540349		6637BR

Lawn & Garden Equipment

Belts for Riding Mowers

Application	OEM No.	Standard Belts	Premium Belts	Application	OEM No.	Standard Belts	Premium Belts
MTD PRODUCTS, INC. - Continued				MTD PRODUCTS, INC. - Continued			
19993C; 19993S				FC106			
Cross Deck	7540197		6604BR	Trans.	7540182	3810	6981
50041				FC166			
Blade	7540188		6951	P.T.O.	7540165		6834
Trans.	7540101		6517BR	Trans.	7540124	2570	6857
50467				FC506			
Blade	7540167		6964	Blade	7540107		6830
Trans.	7540198		6451BR	Trans.	7540936		6847
50637				FC525			
Blade	7540241		6494BR	Blade	7540195		6854
Deck	7540264		6639BR	Trans.	7540198		6451BR
Trans.	7540240		6511BR	FC526			
50638				Blade	7540188		6951
Drive	7540151		6967	Trans.	7540101		6517BR
50639				FC805			
Blade	7540145		6488BR	Blade	7540167		6964
Trans.	7540266		6775BR	Trans.	7540198		6451BR
50641				FC806			
Trans.; W/40" Belt O.C.	7540244		6840	Blade	7540151		6967
Trans.; W/59" Belt O.C.	7540245		6859	Drive; W/31" Belt O.C.	7540136		6931
50723				Drive; W/50" Belt O.C.	7540138	3500	6950
Blade	7540151		6967	FC826			
Trans.	7540191		6865	Blade	7540195		6854
50741				Trans.	7540198		6451BR
Blade	7540188		6951	FC830			
Trans.	7540101		6517BR	Blade	7540198		6451BR
50747				Trans.	7540207		6842
Blade	7540167		6964	FC834			
Trans.	7540198		6451BR	Blade	7540151		6967
50748				Drive; W/31" Belt O.C.	7540136		6931
Blade	7540151		6967	Drive; W/50" Belt O.C.	7540138	3500	6950
Drive; W/31" Belt O.C.	7540136		6931	FC1005; FC1006			
Drive; W/50" Belt O.C.	7540138	3500	6950	Blade	7540145		6488BR
50749				Drive; W/37" Belt O.C.	7540173	3370	6937
Blade	7540195		6854	Drive; W/65" Belt O.C.	7540191		6865
Trans.	7540198		6451BR	FC1038; FC1138			
50754; 50755				Blade	7540145		6488BR
Blade	7540145		6488BR	Trans.	7540226		6551BR
Trans.	7540226		6551BR	FC1144			
50840				Drive	7540245		6859
Blade	7540195		6854	Transaxle	7540243		6846
Trans.	7540198		6451BR	FC1660			
50842				Gen.	7540169		3V355
Blade	7540151		6967	P.T.O.	7540165		6834
Trans.	7540191		6865	K3904			
1340675G				Drive	7540164	2630	6863
Deck	7540371A		6402BR	K3909			
Eng.	7540280		6447BR	Blade	7540105		6830
Trans.	7540370		6439BR	Trans.	7540111	2450	6845
1361614G				K3954			
Eng. To Deck	7540371A		6402BR	Drive	7540164	2630	6863
Eng. To V.S.	7540280		6447BR	K4024			
V.S. To Trans.	7540370		6439BR	Blade	7540188		6951
1362694G				Drive	7540136		6931
Eng. To Deck	7540371A		6402BR	K4150			
1363694H				Blade	7540147	3520	6952
Cross Deck	7540440		6477BR	Trans.; W/25" Belt O.C.	7540135		6925
Eng. To Deck	7540439		6406BR	Trans.; W/31" Belt O.C.	7540136		6931
1366693G				K4200			
Eng. To Deck	7540371A		6402BR	Blade	7540127		6966
1463834P				Trans.; W/25" Belt O.C.	7540135		6925
Cross Deck	7540291A		6641BR	Trans.; W/31" Belt O.C.	7540136		6931
Drive	7540435		A72	K4204			
Eng. To Deck	7540364		6482BR	Belt	7540127		6966
1465828P				K4300; K4304			
Cross Deck	7540291A		6641BR	Blade	7540127		6966
Eng. To Deck	7540364		6482BR	Trans.; W/25" Belt O.C.	7540135		6925
Eng. To V.S.	7540358		6419BR	Trans.; W/31" Belt O.C.	7540136		6931
V.S. To Trans.	7540362		6984BR	K4600			
				Blade	7540118		6963

Belts for Riding Mowers

Lawn & Garden Equipment

Application	OEM No.	Standard Belts	Premium Belts
MTD PRODUCTS, INC. - Continued			
K4600 - Continued			
Trans.	7540937	3590	6959
K4604			
Blade	7540118		6963
Trans.; W/52" Belt O.C.	7540147	3520	6952
Trans.; W/59" Belt O.C.	7540937	3590	6959
K4700			
Blade	7540118		6963
Trans.	7540937	3590	6959
K4704			
Belt	7540127		6966
K6698			
Blade	7540112	3800	6980
Trans.	7540113	3480	6948
K9604			
P.T.O.	7540165		6834
MS3-412			
Blade	7540138	3500	6950
Trans.	7540101		6517BR
MS6-650; MS6-660			
Trans.	7540112	3800	6980
MS380			
Blade	7540138	3500	6950
MTD7111A68; MTD7114A68			
Deck	7540145A		6488BR
Eng. To V.S.	7540280		6447BR
V.S. To Trans.	7540281		6405BR
P3605			
Blade	7540107		6830
Trans.	7540936		6847
P4355			
Blade	7540127		6966
Trans.; W/25" Belt O.C.	7540135		6925
Trans.; W/31" Belt O.C.	7540136		6931
R3605; R3606; R3607			
Blade	7540107		6830
Trans.	7540936		6847
R4355; R4356			
Blade	7540127		6966
Trans.; W/25" Belt O.C.	7540135		6925
Trans.; W/31" Belt O.C.	7540136		6931
R4978; R4979			
Blade	7540145		6488BR
Trans.	7540226		6551BR
R4997			
Blade	7540145		6488BR
Drive; W/37" Belt O.C.	7540173	3370	6937
Drive; W/65" Belt O.C.	7540191		6865
R5258			
Blade	7540195		6854
Trans.	7540198		6451BR
R8109			
Drive	7540245		6859
Transaxle	7540243		6846
TMO33907B			
Deck	7540145A		6488BR
Eng. To V.S.	7540280		6447BR
V.S. To Trans.	7540281		6405BR
TMO33909B			
Deck	7540145		6488BR
Trans.	7540266		6775BR
TMO33918A			
Deck	7540145A		6488BR
Trans.	7540266		6775BR
TMO-339612; TMO-3100002			
Eng. To Deck	7540371A		6402BR
TMO-3101805			
Eng. To Deck	7540371A		6402BR
Trans.	7540441		6417BR

Application	OEM No.	Standard Belts	Premium Belts
MTD PRODUCTS, INC. - Continued			
TMO-3103203; TMO-3104204			
Eng. To Deck	7540371A		6402BR
TMO-3204205			
Eng. To Deck	7540371A		6402BR
Trans.	7540441		6417BR
TMO-3204601			
Eng. To Deck	7540439		6406BR
Trans.	7540441		6417BR
TMO-3250008			
Eng. To Deck	7540371A		6402BR
TMO-3304602			
Cross Deck	7540349		6637BR
TMO-3399006			
Eng. To V.S.	7540358		6419BR
TMO-3400005; TMO-3500006			
Trans.	7540441		6417BR
TMO-3510003; TMO-3600007			
Eng. To Deck	7540439		6406BR
Z4205			
Eng. To Variator	7540135		6925
Variator To Trans.	7540136		6931
Z4655			
Blade	7540151		6967
Drive; W/31" Belt O.C.	7540136	3500	6931
Drive; W/50" Belt O.C.	7540138		6950
Z7605			
Starter/Gen.	7540134		7330
Trans.	7540182	3810	6981
Z9605			
P.T.O.	7540165		6834
Trans.	7540124	2570	6857
MURRAY			
0-2503; 0-2512; 0-2513; 0-2523; 0-3013; 0-3033			
Blade	37X36		6855
Trans.	37X6		6837
0-3213; 0-3223; 0-3233			
Blade	37X8		6862
Trans.; W/37" Belt O.C.	37X6		6837
Trans.; W/44" Belt O.C.	37X9		6844
0-3656; 0-3666; 0-3667; 0-3687; 0-3697			
Cross Deck			6846
Eng. To Deck	21649		6449BR
Trans.	21615		6895
0-4166			
Deck	23749		6899
Right Angle Drive	23853		A41
Trans.	23098		6793BR
0-4169			
Right Angle Drive	23072		6843
Trans.	23098		6793BR
0-4266			
Blade	23748		6862
Cross Drive	23749		6899
Trans.	23098		6793BR
1-2503; 1-2513			
Blade	37X36		6855
Trans.	20716		6837
1-3013; 1-3033			
Blade	37X2		6848
Trans.; W/37" Belt O.C.	37X6		6837
Trans.; W/41" Belt O.C.	20555		6841
1-3213; 1-3233			
Blade	37X8		6862
Trans.; W/37" Belt O.C.	21706		6837
Trans.; W/44" Belt O.C.	37X9		6844
1-3613; 1-3633			
Blade	20558		6864
Trans.	37X6		6837

Belts for Riding Mowers

Application	OEM No.	Standard Belts	Premium Belts
MURRAY - Continued			
1-25010; 1-25030; 1-25130			
Blade	37X36		6855
Trans.	20716		6837
1-30150			
Blade	21649		6449BR
Trans.	37X6		6837
1-30334			
Blade	37X34		6877
Drive	37X27		6434BR
1-30350			
Blade	21649		6449BR
Trans.	37X6		6837
1-36334			
Blade	37X27		6434BR
Drive	37X27		6434BR
1-36336; 1-36337			
Blade	37X27		6434BR
1-36358			
Blade	37X27		6434BR
Drive	37X35		6713BR
1-36670; 1-36970			
Blade; W/55" Belt O.C.	37X12		6449BR
Blade; W/59" Belt O.C.	37X24		6859
Cross Drive	37X3		6846
Drive	37X11		6452BR
1-41660			
Drive	37X15		6862
Right Angle Drive	37X23		6843
1-41690			
Eng. To J.S.	37X15		6862
Trans.	37X14		6843
1-42000			
Cross Drive	37X22		6642BR
1-42660			
Trans.; W/43" Belt O.C.	37X23		6843
Trans.; W/62" Belt O.C.	37X15		6862
Trans.; W/99" Belt O.C.	37X22		6642BR
1-43660			
Cross Drive	37X22		6642BR
Deck	37X34		6877
2-2513			
Blade	37X36		6855
Trans.	20716		6837
2-3013; 2-3043			
Blade	37X2		6848
Trans.; W/37" Belt O.C.	20716		6837
Trans.; W/41" Belt O.C.	37X1		6841
2-3052			
Trans.	37X38		6425BR
2-3063			
Blade	37X2		6848
Trans.; W/37" Belt O.C.	20716		6837
Trans.; W/41" Belt O.C.	37X1		6841
2-3233			
Blade	21058		6863
Trans.; W/37" Belt O.C.	20716		6837
Trans.; W/44" Belt O.C.	21059		6844
2-5517X10A			
Blade	37X12		6449BR
Trans.	37X65		6453BR
2-6503			
Blade	37X39		6601BR
Deck	37X27		6434BR
Trans.	37X35		6713BR
2-6504			
Blade	37X39		6601BR
Deck	37X27		6434BR
2-24042			
Blade	37X21		6451BR

Application	OEM No.	Standard Belts	Premium Belts
MURRAY - Continued			
2-25020; 2-25130			
Blade	37X36		6855
Trans.	20716		6837
2-25501; 2-25502			
Blade; W/50" Belt O.C.	37X37		6850
Blade; W/55" Belt O.C.	37X36		6855
Trans.	37X38		6425BR
2-31501			
Deck	37X34		6877
Drive	37X27		6434BR
2-36503; 2-36504; 2-36510			
Blade	37X39		6601BR
Drive	37X35		6713BR
2-39003; 2-39004			
Blade	37X21		6451BR
3-0502; 3-0533			
Eng. To Deck	37X57		6498BR
Trans.	37X38		6425BR
3-2503; 3-2513			
Blade	37X36		6855
Trans.	20716		6837
3-3013; 3-3043; 3-3063			
Blade	37X2		6848
Trans.; W/37" Belt O.C.	20716		6837
Trans.; W/41" Belt O.C.	37X1		6841
3-3233			
Blade; W/44" Belt O.C.	21059		6844
Blade; W/63" Belt O.C.	21058		6863
Deck	21508		6863
Trans.; W/37" Belt O.C.	20716		6837
Trans.; W/44" Belt O.C.	21059		6844
3-3502			
Blade	37X37		6850
Trans.; W/40" Belt O.C.	37X38		6425BR
Trans.; W/55" Belt O.C.	37X36		6855
3-3633			
Blade	20558		6864
Trans.; W/37" Belt O.C.	20716		6837
Trans.; W/46" Belt O.C.			6846
3-3666			
Blade			6846
Deck	21649		6449BR
Trans.	21615		6895
3-6509			
Drive	37X31		6893
3-24012			
Deck	37X37		6850
Trans.	37X38		6425BR
3-25501; 3-25502			
Blade	37X36		6855
Traction	37X38		6425BR
3-30501; 3-30502; 3-30507; 3-30702			
Deck	37X37		6850
Trans.	37X38		6425BR
3-31704			
Blade	37X34		6877
Drive; W/50" Belt O.C.	37X37		6850
Drive; W/83" Belt O.C.	37X27		6434BR
3-36202			
Blade; W/46" Belt O.C.	37X3		6846
Blade; W/59" Belt O.C.	37X24		6859
Drive	37X11		6452BR
Eng. To Deck	37X24		6859
Trans.	37X11		6452BR
3-36506			
Transaxle	37X45		6490BR
3-36508			
Blade; W/Kevlar Belt	37X27		6434BR
Blade; W/O Kevlar Belt	37X39		6601BR
Drive	37X35		6713BR
Transaxle	37X45		6490BR

Belts for Riding Mowers

Application	OEM No.	Standard Belts	Premium Belts
MURRAY - Continued			
3-36509			
Blade	37X27		6434BR
Drive	37X35		6713BR
3-36523			
Blade	37X39		6601BR
3-36528			
Transaxle	37X45		6490BR
3-325501; 3-325502			
Blade	37X36		6855
Traction	37X38		6425BR
4-2503; 4-2513			
Blade; W/55" Belt O.C.	37X36		6855
Blade; W/56" Belt O.C.	20717		6856
Trans.	20716		6837
4-3013; 4-3033; 4-3043; 4-3063			
Blade; W/41" Belt O.C.	20555		6841
Blade; W/48" Belt O.C.	37X2		6848
Deck	20556		6848
Trans.; W/37" Belt O.C.	20716		6837
Trans.; W/41" Belt O.C.	37X1		6841
4-3233			
Blade	21058		6863
Trans.; W/37" Belt O.C.	20716		6837
Trans.; W/44" Belt O.C.	21059		6844
4-3273; 4-3293			
Blade	21049		6855
Trans.; W/44" Belt O.C.	21059		6844
Trans.; W/85" Belt O.C.	21614		6885
4-3673; 4-3693			
Blade	21649		6449BR
Trans.; W/46" Belt O.C.			6846
Trans.; W/85" Belt O.C.	21614		6885
4-3696; 4-3697			
Blade	37X3		6846
Cross Drive	37X3		6846
Deck	37X12		6449BR
Trans.	37X11		6452BR
4-24036			
Blade	37X24		6859
Cross Drive	37X3		6846
4-24042			
Blade; W/11 H.P. Eng.	37X21		6451BR
Blade; W/16, 18 H.P. Eng.	37X40		6451BR
Cross Drive	37X22		6642BR
4-25501			
Deck	37X36		6855
4-30501; 4-30502; 4-30702			
Blade	37X50		6854
Trans.	37X38		6425BR
4-31704			
Blade	37X34		6877
Drive	37X27		6434BR
4-36202			
Blade	37X24		6859
Cross Drive	37X3		6846
Eng. To J.S.	23882		A57
Trans.	37X11		6452BR
4-36506			
Deck	37X27		6434BR
Trans.	37X35		6713BR
4-36508			
Trans.	37X35		6713BR
4-39003; 4-39004			
Blade	37X40		6451BR
Cross Drive	37X22		6642BR
4-40700			
Transaxle	37X45		6490BR
4-42204			
Drive	37X11		6452BR

Application	OEM No.	Standard Belts	Premium Belts
MURRAY - Continued			
5-2503; 5-2513; 5-2519			
Blade; W/37" Belt O.C.	20716		6837
Blade; W/56" Belt O.C.	20717		6856
5-3013; 5-3033; 5-3043; 5-3063			
Blade; W/41" Belt O.C.	20555		6841
Blade; W/48" Belt O.C.	37X2		6848
Deck	20556		6848
Trans.; W/37" Belt O.C.	20716		6837
Trans.; W/41" Belt O.C.	37X1		6841
5-3233			
Blade; W/46" Belt O.C.	37X3		6846
Blade; W/63" Belt O.C.	21058		6863
Deck	37X12		6449BR
Trans.; W/37" Belt O.C.	20716		6837
Trans.; W/44" Belt O.C.	21059		6844
Trans.; W/95" Belt O.C.	37X11		6452BR
5-3643			
Blade; W/46" Belt O.C.			6846
Blade; W/55" Belt O.C.	37X12		6449BR
Cross Drive	37X3		6846
Deck	21649		6449BR
Drive	37X10		6885
Trans.	21614		6885
5-3663			
Blade	37X12		6449BR
Cross Drive	37X3		6846
Drive	37X10		6885
5-3666			
Blade	37X12		6449BR
Cross Drive	37X3		6846
Deck	37X12		6449BR
Transaxle	37X11		6452BR
5-3667; 5-3696; 5-3697			
Blade			6846
Cross Drive	37X3		6846
Deck	37X12		6449BR
Transaxle	37X11		6452BR
5-25501			
Blade	37X12		6449BR
Traction	37X38		6425BR
5-25502			
Blade	37X50		6854
Traction	37X38		6425BR
5-30502			
Trans.	37X38		6425BR
5-30702; 5-30705			
Blade	37X50		6854
Traction; W/40" Belt O.C.	37X38		6425BR
Traction; W/50" Belt O.C.	37X37		6850
5-31704			
Blade	37X24		6859
Deck	37X34		6877
Drive	37X27		6434BR
5-36506			
Blade	37X43		6601BR
Deck	37X43		6601BR
Drive	37X55		6891
5-36508			
Deck	37X43		6601BR
Drive	37X55		6891
5-36508X4			
Blade	37X43		6601BR
Deck	37X43		6601BR
Drive	37X55		6891
5-36523			
Drive	37X55		6891
Eng. To Deck	37X43		6601BR
5-36528			
Eng. To Deck	37X43		6601BR
5-38205; 5-38206			
Blade	37X40		6451BR

Belts for Riding Mowers

Application	OEM No.	Standard Belts	Premium Belts
MURRAY - Continued			
5-38205; 5-38206 - Continued			
Cross Drive	37X22		6642BR
Deck	37X22		6642BR
Drive	37X11		6452BR
5-39004			
Blade	37X40		6451BR
Cross Drive	37X22		6642BR
Deck	37X22		6642BR
Eng. To Trans.	37X11		6452BR
5-40700; 5-40701			
Blade	37X40		6451BR
Deck	37X40		6451BR
6-2503; 6-2513			
Blade; W/37" Belt O.C.	20716		6837
Blade; W/56" Belt O.C.	20717		6856
Trans.	20716		6837
6-3013; 6-3033; 6-3043; 6-3063			
Blade	37X2		6848
Deck	20556		6848
Trans.; W/37" Belt O.C.	20716		6837
Trans.; W/41" Belt O.C.	20555		6841
6-3233			
Blade; W/44" Belt O.C.	21059		6844
Blade; W/63" Belt O.C.	21058		6863
Deck	21058		6863
Trans.; W/37" Belt O.C.	20716		6837
Trans.; W/44" Belt O.C.	21059		6844
6-3643; 6-3663			
Blade; W/46" Belt O.C.			6846
Blade; W/55" Belt O.C.	37X12		6449BR
Cross Drive	37X3		6846
Deck	21649		6449BR
Drive	37X10		6885
Trans.	21614		6885
6-3666; 6-3667			
Blade; W/46" Belt O.C.			6846
Blade; W/55" Belt O.C.	37X12		6449BR
Cross Drive	37X3		6846
Deck	21649		6449BR
Trans.	21615		6895
Transaxle	37X11		6452BR
6-3696			
Blade	37X12		6449BR
Cross Drive	37X3		6846
Deck	37X12		6449BR
Transaxle	37X11		6452BR
6-3697			
Blade; W/46" Belt O.C.			6846
Blade; W/55" Belt O.C.	37X12		6449BR
Cross Drive	37X3		6846
Deck	21649		6449BR
Trans.	21615		6895
Transaxle	37X11		6452BR
6-22501			
Deck	37X12		6449BR
Trans.	37X38		6425BR
6-25501			
Blade	37X12		6449BR
Traction	37X38		6425BR
6-25502			
Blade	37X57		6498BR
Trans.	37X38		6425BR
6-030502			
Deck	37X57		6498BR
Trans.	37X38		6425BR
6-30502X4			
Blade	37X57		6498BR
Deck	37X57		6498BR
Trans.	37X38		6425BR
6-30526X			
Blade	37X51		6376

Application	OEM No.	Standard Belts	Premium Belts
MURRAY - Continued			
6-30702; 6-30702X4			
Blade	37X57		6498BR
Deck	37X57		6498BR
Trans.	37X38		6425BR
6-30704			
Eng. To Deck	37X57		6498BR
Trans.	37X38		6425BR
6-30705			
Blade	37X57		6498BR
Deck	37X57		6498BR
Trans.	37X38		6425BR
6-31704			
Blade	37X34		6877
Deck	37X34		6877
Trans.	37X27		6434BR
6-36506			
Deck	37X43		6601BR
6-36508			
Deck	37X43		6601BR
Eng. To Trans.	37X45		6490BR
6-36508X4			
Blade	37X43		6601BR
Deck	37X43		6601BR
Trans.	37X55		6891
6-36534			
Eng. To Deck	37X43		6601BR
6-38205; 6-38211			
Cross Drive	37X22		6642BR
Deck	37X22		6642BR
Eng. To Deck	37X40		6451BR
Trans.	37X11		6452BR
6-39004			
Blade	37X40		6451BR
Cross Drive	37X22		6642BR
Deck	37X22		6642BR
Eng. To Deck	37X40		6451BR
Eng. To Trans.	37X26		6463BR
7-2503; 7-2513			
Blade; W/37" Belt O.C.	20716		6837
Blade; W/56" Belt O.C.	20717		6856
Trans.	20716		6837
7-3013; 7-3033			
Blade; W/41" Belt O.C.	20555		6841
Blade; W/48" Belt O.C.	37X2		6848
Deck	20556		6848
Trans.; W/37" Belt O.C.	20716		6837
Trans.; W/41" Belt O.C.	37X1		6841
7-3643			
Blade	37X12		6449BR
Cross Drive	37X3		6846
Drive	37X10		6885
7-3666; 7-3667; 7-3697			
Blade	37X12		6449BR
Cross Drive	37X3		6846
Deck	37X12		6449BR
Transaxle	37X11		6452BR
7-4297			
Blade	23214		6859
Cross Drive	23223		6895
Drive	37X11		6452BR
7-25501			
Deck	37X12		6449BR
Trans.	37X38		6425BR
7-30502; 7-30502X92			
Deck	37X57		6498BR
Trans.	37X38		6425BR
7-31515			
Deck	37X27		6434BR
Drive	37X27		6434BR
Trans.	37X59		6672BR

Belts for Riding Mowers

Application	OEM No.	Standard Belts	Premium Belts	Application	OEM No.	Standard Belts	Premium Belts
MURRAY - Continued				MURRAY - Continued			
7-35500				8-25500			
Drive	37X38		6425BR	Drive	37X38		6425BR
7-36506				8-25501; 8-25557			
Deck	37X43		6601BR	Blade	37X12		6449BR
7-36508				Traction	37X38		6425BR
Blade	37X43		6601BR	8-30502			
Deck	37X43		6601BR	Drive	37X38		6425BR
Drive	37X45		6490BR	Eng. To Deck	37X57		6498BR
7-36557				Trans.	37X38		6425BR
Blade	37X43		6601BR	8-30502X5			
7-36560				Blade	37X57		6498BR
Blade	37X43		6601BR	Traction	37X38		6425BR
Deck	37X43		6601BR	8-30532X34			
Drive	37X45		6490BR	Eng. To Deck	37X57		6498BR
7-38211; 7-38219; 7-38222				Trans.	37X38		6425BR
Cross Drive	37X22		6642BR	8-31518			
Deck	37X40		6451BR	Traction	37X29		6739
Trans.	37X11		6452BR	8-31583			
7-39004				Blade	37X59		6672BR
Cross Drive	37X22		6642BR	Drive	37X27		6434BR
Deck	37X40		6451BR	8-35500			
Drive	37X40		6451BR	Drive	37X38		6425BR
Trans.	37X26		6463BR	8-36506			
7-40713				Blade	37X43		6601BR
Deck	37X40		6451BR	Drive	37X55		6891
Drive	37X40		6451BR	8-36506X			
Variator To Trans.	37X48		6873	Blade	37X43		6601BR
8-21X15; 8-21X22				Trans.	37X55		6891
Cross Drive	37X22		6642BR	8-36508			
Trans.	37X11		6452BR	Blade	37X43		6601BR
Belt; W/30" Deck	37X40		6451BR	Drive	37X55		6891
8-365X27				8-36557			
Blade	37X43		6601BR	Blade	37X43		6601BR
Trans.	37X55		6891	Drive	37X43		6601BR
8-366X31				8-36561X; 8-36563X			
Blade	37X43		6601BR	Blade	37X43		6601BR
Trans.	37X45		6490BR	Trans.	37X45		6490BR
8-2503; 8-2513; 8-2523				8-36566			
Blade; W/37" Belt O.C.	20716		6837	Blade	37X43		6601BR
Blade; W/56" Belt O.C.	20717		6856	Drive	37X43		6601BR
Trans.	20716		6837	Trans.	37X45		6490BR
8-3013; 8-3033				8-36566X31			
Trans.	20716		6837	Eng. To Deck	37X43		6601BR
8-3643				8-36568			
Cross Drive	37X3		6846	Blade	37X43		6601BR
Deck	37X12		6449BR	Trans.	37X45		6490BR
Drive	23347		6882	8-36569X34; 8-36570X34			
Trans.	37X18		6882	Blade	37X43		6601BR
8-3662; 8-3666; 8-3667; 8-3697				Drive	37X55		6891
Cross Drive	37X3		6846	8-38208X17			
Deck	37X12		6449BR	Blade	37X40		6451BR
Drive	37X11		6452BR	8-38211; 8-38219			
Trans.	37X5		6837	Cross Drive	37X22		6642BR
8-4169				Deck	37X40		6451BR
Drive	23098		6793BR	Trans.	37X11		6452BR
Right Angle Drive	23072		6843	8-38222			
8-4169X58				Cross Drive	37X11		6452BR
Drive	37X40		6451BR	Deck	37X22		6642BR
8-4297				Drive	37X11		6452BR
Cross Drive	23749		6899	8-38222X27			
Drive	37X11		6452BR	Belt; W/30" Deck	37X40		6451BR
8-6506; 8-6508				8-39004			
Blade	37X43		6601BR	Blade	37X40		6451BR
Trans.	37X45		6490BR	Cross Drive; W/95" Belt O.C.	37X11		6452BR
8-24560				Cross Drive; W/47" Belt O.C.	37X66		6475BR
Belt; W/30" Deck	37X40		6451BR	Deck	37X22		6642BR
Cross Drive	37X22		6642BR	Drive; W/42" Deck; W/4-Speed Drive	37X26		6463BR
Snow Thrower Attachment; W/43" Belt O.C.	11483		6943	8-40713			
Snow Thrower Attachment; W/76" Belt O.C.			6876	Deck	37X40		6451BR

Belts for Riding Mowers

Application	OEM No.	Standard Belts	Premium Belts	Application	OEM No.	Standard Belts	Premium Belts
MURRAY - Continued				MURRAY - Continued			
8-40715; 8-40719X				9-40622			
Deck	37X40		6451BR	Deck	37X62		6400BR
Trans.	37X45		6490BR	Trans.	37X61		6452BR
9-2501				9-305029			
Blade	20717		6856	Blade	37X57		6498BR
Trans.	20715		6837	Drive	37X38		6425BR
9-2502; 9-2503; 9-2504; 9-2513; 9-2523				28-5250			
Blade; W/37" Belt O.C.	20716		6837	Deck	37X62		6400BR
Blade; W/56" Belt O.C.	20717		6856	44-20014			
Trans.	20716		6837	Motion Drive	37X65		6453BR
9-3013; 9-3033				44-20032			
Blade	37X12		6449BR	Motion Drive	37X61		6452BR
Transaxle	37X6		6837	Mower Drive	37X75		6407BR
9-3653				44-20040			
Blade	21649		6449BR	Deck	37X70		6603BR
Cross Drive	37X3		6846	Drive	37X61		6452BR
Drive	23347		6882	44-20163			
9-3662; 9-3666; 9-3667; 9-3697				Deck	300680		6555BR
Blade	21649		6449BR	Drive	57214		6775BR
Cross Drive	37X3		6846	44-20236			
Drive	37X11		6452BR	Motion Drive	37X61		6452BR
9-4166				44-20252			
Drive	23098		6793BR	Deck	58170		6675BR
Right Angle Drive	23853		A41	44-20553			
9-4169				Deck	300680		6555BR
Drive	23098		6793BR	Drive	326932		6876
Right Angle Drive	23072		6843	81-25010			
9-4297				Blade	37X7		6856
Cross Drive	23749		6899	Trans.	37X5		6837
Drive	37X11		6452BR	81-25030			
9-24838				Blade	37X7		6856
Blade	37X57		6498BR	Trans.	37X6		6837
Traction	37X38		6425BR	81-25130			
9-25501				Blade	37X7		6856
Blade	37X12		6449BR	81-30150			
Drive	37X38		6425BR	Blade	37X12		6449BR
Traction	37X38		6425BR	Trans.	37X5		6837
9-25501C; 9-25502				81-30334			
Blade	37X12		6449BR	Blade; W/30" Deck	37X34		6877
Drive	37X38		6425BR	Blade; W/36" Deck	37X39		6601BR
9-30502				Drive	37X27		6434BR
Eng. To Deck	37X57		6498BR	81-30336; 81-30337; 81-30338			
Trans.	37X38		6425BR	Blade; W/30" Deck	37X34		6877
9-30502C; 9-30502D				Blade; W/36" Deck	37X39		6601BR
Blade	37X57		6498BR	81-30350			
Drive	37X38		6425BR	Blade	37X12		6449BR
9-30532				Trans.	37X5		6837
Eng. To Deck	37X57		6498BR	81-36334			
Trans.	37X38		6425BR	Drive	37X27		6434BR
9-30533				81-36336; 81-36337			
Blade	37X57		6498BR	Blade	37X27		6434BR
Drive	37X38		6425BR	Drive	37X31		6893
Eng. To Deck	37X57		6498BR	Trans.	37X31		6893
Traction	37X38		6425BR	81-36358			
Trans.	37X38		6425BR	Drive	37X35		6713BR
9-30553				81-36670; 81-36970			
Blade	37X57		6498BR	Cross Drive	37X3		6846
9-35500				Deck; W/55" Belt O.C.	37X12		6449BR
Blade	37X38		6425BR	Deck; W/58 1/2" Belt O.C.	37X24		6859
Drive	37X38		6425BR	Trans.	37X11		6452BR
9-36600				81-40690			
Drive	37X61		6452BR	Trans.	37X26		6463BR
Traction	37X61		6452BR	81-41660			
9-38211; 9-38219				Drive	37X15		6862
Cross Drive	37X22		6642BR	Right Angle Drive	37X23		6843
Deck	37X40		6451BR	Trans.	37X15		6862
Drive	37X11		6452BR	81-42000; 81-42600			
9-38600; 9-38601; 9-38602; 9-38608; 9-38620				Blade	37X21		6451BR
Traction	37X61		6452BR	Cross Deck	37X22		6642BR

Belts for Riding Mowers

Application	OEM No.	Standard Belts	Premium Belts	Application	OEM No.	Standard Belts	Premium Belts
MURRAY - Continued				MURRAY - Continued			
81-42660				8880			
Drive	37X15		6862	Motion Drive	37X61		6452BR
81-43660				8880A; 8880B			
Blade	37X21	6451BR		Cross Deck	37X66		6475BR
Cross Drive	37X22	6642BR		Deck	37X70		6603BR
Trans.	37X26	6463BR		Drive	37X61		6452BR
81-363334				8897C			
Blade	37X27	6434BR		Deck	300680		6555BR
Trans.	37X27	6434BR		Drive	54758		6551BR
82-42660				8906			
Right Angle Drive	37X23	6843		Motion Drive	37X65		6453BR
Trans.	37X15	6862		8917			
93-6052-0				Motion Drive	37X61		6452BR
Deck	37X12	6449BR		Mower Drive	37X62		6400BR
Motion Drive	37X65	6453BR		8921			
93-6084-3; 93-6107-2; 93-6115-5				Cross Deck	37X66		6475BR
Motion Drive	37X65	6453BR		Deck	37X70		6603BR
93-7117-0				Drive	37X61		6452BR
Deck	300680	6555BR		8940			
Drive	57214	6775BR		Motion Drive	37X61		6452BR
822-096				Mower Drive	37X62		6400BR
Motion Drive	37X65	6453BR		25500X92A			
822-111				Deck	37X12		6449BR
Cross Deck	37X66	6475BR		Motion Drive	37X65		6453BR
Deck; Model No. 46620X15C	37X70	6603BR		25511X1A			
Drive	37X61	6452BR		Deck	37X12		6449BR
822-114				Eng. To Trans.	37X65		6453BR
Deck	37X63	6601BR		25511X1B			
Drive	37X61	6452BR		Deck	37X12		6449BR
822-144				Motion Drive	37X65		6453BR
Motion Drive	37X81	6690BR		25511X1C; 25511X1C1			
850-484C				Deck	37X12		6449BR
Deck	300680	6555BR		Trans.	37X65		6453BR
Drive	54758	6551BR		25511X1D; 25511X1E			
850-0530				Deck	37X12		6449BR
Motion Drive	37X61	6452BR		Motion Drive	37X65		6453BR
Mower Drive	37X62	6400BR		25515A; 25515B			
850-5778				Deck	37X12		6449BR
Motion Drive	37X65	6453BR		Trans.	37X65		6453BR
850-6156				25515C; 25517X10A			
Motion Drive	37X61	6452BR		Deck	37X12		6449BR
Mower Drive	37X62	6400BR		Motion Drive	37X65		6453BR
1905				30500X92A; 30504X92A; 30505X92A			
Blade; W/37" Belt O.C.	20716	6837		Motion Drive	37X65		6453BR
Blade; W/56" Belt O.C.	20717	6856		30508X34A; 30534X1A; 30535X1A			
3053X1B				Deck	37X57		6498BR
Deck	37X57	6498BR		Eng. To Trans.	37X65		6453BR
Trans.	37X65	6453BR		30535X1B; 30535X1C; 30535X1D			
3055A				Motion Drive	37X65		6453BR
Blade	37X57	6498BR		30536X1A; 30537X1A			
Trans.	37X65	6453BR		Deck	37X57		6498BR
3055X92A				Eng. To Trans.	37X65		6453BR
Deck	37X57	6498BR		30538X1A; 30539X1A; 30539X1B			
Eng. To Trans.	37X65	6453BR		Motion Drive	37X65		6453BR
3202-15; 3402-05; 3402-15				30540A; 30540X5A			
Deck	48044	6454BR		Deck	37X57		6498BR
3666; 3667				Eng. To Trans.	37X65		6453BR
Blade; W/46" Belt O.C.		6846		30540X10A			
Blade; W/55" Belt O.C.	21649	6449BR		Deck	37X57		6498BR
Blade; W/56" Belt O.C.	20717	6856		Trans.	37X65		6453BR
Trans.	21615	6895		30541A; 30542X58A; 30543X4A; 30544X92A;			
3697				30544X92B; 30544X92C; 30544X92D;			
Blade		6846		30544X192A; 30545X92A; 30545X92B			
Blade To Deck	21649	6449BR		Motion Drive	37X65		6453BR
Cross Drive	20555	6841		30545X192A; 30546X4A; 30546X99A;			
Deck	21649	6449BR		30546X199A			
Trans.	21615	6895		Motion Drive	37X65		6453BR
4060AX8A; 4060X8B				30550A; 30550B			
Deck	37X62	6400BR		Deck	37X57		6498BR
Drive	37X61	6452BR					

Belts for Riding Mowers

Application	OEM No.	Standard Belts	Premium Belts	Application	OEM No.	Standard Belts	Premium Belts
MURRAY - Continued				MURRAY - Continued			
30550A; 30550B - Continued				36538X1A - Continued			
Trans.	37X65		6453BR	Trans.	37X65		6453BR
30550C; 30550D; 30550E; 30550F; 30550G;				36566			
30550H; 30550X30A; 30550X92A				Eng. To Deck	37X43		6601BR
Motion Drive	37X65		6453BR	36622X1E			
30550X92B; 30550X92C				Deck	37X12		6449BR
Deck	37X57		6498BR	Motion Drive	37X65		6453BR
Trans.	37X65		6453BR	38221A; 38221X27A			
30550X92D; 30550X100A; 30550X199A				Cross Deck	37X22		6642BR
Motion Drive	37X65		6453BR	Eng. To Deck	37X40		6451BR
30551A				Eng. To Trans.	37X11		6452BR
Deck	37X57		6498BR	38500A; 38500B; 38500X30A; 38500X83A;			
Eng. To Trans.	37X65		6453BR	38500X92A; 38500X92B; 38500X192A;			
30551B; 30551D; 30552X12A				38500X192B; 38502X51E; 38502X70A			
Motion Drive	37X65		6453BR	Mower Drive	37X86		6412BR
30560A				38502X98D; 38504X25A; 38506X4A;			
Deck	37X57		6498BR	38506X199A; 38510X50B; 38514X95A;			
Trans.	37X65		6453BR	38515X83A; 38515X92A; 38515X92B;			
30560B; 30560C; 30560D; 30560E; 30560F				38516X53B			
Motion Drive	37X65		6453BR	Mower Drive	37X86		6412BR
30560X1A				38560X81A; 38560X181A			
Deck	37X57		6498BR	Motion Drive	37X61		6452BR
Trans.	37X65		6453BR	Mower Drive	37X86		6412BR
30560X5A; 30560X5B; 30560X5D; 30560X15A				38600A; 38600B; 38600C; 38600D; 38600E;			
Motion Drive	37X65		6453BR	38602X5A; 38602X5B; 38602X5C; 38602X5D;			
30560X20				38602X5E			
P.T.O.	37X57		6498BR	Deck	37X63		6601BR
30560X60A; 30560X60B; 30560X99A; 30562A;				Motion Drive	37X61		6452BR
30562X25A; 30565A				38602X95A; 38604A; 38604B; 38608A;			
Motion Drive	37X65		6453BR	38608B; 38608C; 38608X12A; 38608X12B;			
30570X8A; 30570X8B				38608X12C; 38608X12D			
Deck	37X57		6498BR	Deck	37X63		6601BR
Trans.	37X65		6453BR	Motion Drive	37X61		6452BR
30570X8C; 30570X8D; 30570X14A; 30572A;				38608X12E; 38608X12F; 38608X12G;			
30572X9A; 30573X10A; 30574X55A;				38608X12H			
30575X7A; 30575X8A; 30575X8B				Deck	37X63		6601BR
Motion Drive	37X65		6453BR	Motion Drive	37X61		6452BR
30575X8C; 30575X14A; 30575X31A;				38608X12XC			
30576X10; 30576X10B; 30576X10C;				Motion Drive	37X61		6452BR
30576X10D; 30577X7A; 30577X8A;				38608X92A; 38608X92B; 38608X92C;			
30577X31A				38608X92D; 38609X1A; 38611X60A;			
Motion Drive	37X65		6453BR	38611X60B			
30577X31B				Deck	37X63		6601BR
Motion Drive	37X65		6453BR	Motion Drive	37X61		6452BR
30580X34A				38612A			
Deck	37X57		6498BR	Motion Drive	37X61		6452BR
Trans.	37X65		6453BR	38612X34A; 38612X34B; 38615A; 38615B;			
30580X80A; 30581-1A; 30590X1A; 30591X1A				38616A; 38617X5A; 38617X5B; 38618X92A;			
Motion Drive	37X65		6453BR	38618X92B; 38618X92C			
30592A				Deck	37X63		6601BR
Blade	37X57		6498BR	Motion Drive	37X61		6452BR
Trans.	37X65		6453BR	38618X92D; 38618X92E; 38618X192A;			
30592X1A; 30594X1A; 30594X1B; 30594X1C;				38619X1A; 38619X1B; 38623X5A; 38623X5B;			
30595X1A; 30596X1A; 30597X1A; 30597X1B;				38623X5C; 38623X5D; 38624X12A			
30597X1C; 30598X1A				Deck	37X63		6601BR
Motion Drive	37X65		6453BR	Motion Drive	37X61		6452BR
30598X1B; 30599X1A				38624X12B; 38624X12C; 38629X1A;			
Motion Drive	37X65		6453BR	38629X1B; 38629X1C; 38629X1D; 38631X8A;			
31602A; 31602B; 31602X5A; 31602X60A;				38631X8B; 38631X14A; 38633X92A			
31602X60B				Deck	37X63		6601BR
Motion Drive	37X61		6452BR	Motion Drive	37X61		6452BR
31720X20				38633X92B; 38633X192A; 38633X192B			
Drive	37X61		6452BR	Deck	37X63		6601BR
P.T.O.	37X74		6674BR	Motion Drive	37X61		6452BR
36506				38692A			
Eng. To Deck	37X43		6601BR	Motion Drive	37X61		6452BR
36538X1A							
Deck	37X57		6498BR				

Belts for Riding Mowers

Application	OEM No.	Standard Belts	Premium Belts	Application	OEM No.	Standard Belts	Premium Belts
MURRAY - Continued				MURRAY - Continued			
38701A; 38701B; 38701C; 38702A; 38702B;				40604A; 40604B; 40604C; 40606X8A;			
38702C; 38702D; 38702X7A; 38702X7B;				40606X8B; 40607A; 40607B; 40607X9A;			
38702X8A				40608A; 40611X5A			
Deck37X63			6601BR	Deck37X62			6400BR
Motion Drive37X61			6452BR	Drive37X61			6452BR
38702X8B; 38702X8C; 38702X8D; 38702X8E;				40612X99A; 40612X99B; 40613X80A;			
38702X14A				40613X80B; 40614A			
Deck37X63			6601BR	Deck37X62			6400BR
Motion Drive37X61			6452BR	Drive37X61			6452BR
38702X20				40614B; 40614C			
Motion Drive37X61			6452BR	Motion Drive37X61			6452BR
P.T.O.37X65			6453BR	Mower Drive37X62			6400BR
38702X27A; 38702X27B; 38703X15A; 38705A;				40619A			
38705X5A; 38705X5B; 38705X30A;				Deck37X62			6400BR
38706X99A; 38706X99B; 38710A				Drive37X61			6452BR
Deck37X63			6601BR	40620			
Motion Drive37X61			6452BR	Drive37X61			6452BR
38710B; 38710X99A; 38713X71A; 38715A;				40620A; 40620B; 40620C; 40622X1A;			
38715B; 38715X82A; 38716X82A				40622X1B; 40622X1C; 40622X5A; 40622X5B;			
Deck37X63			6601BR	40622X5C; 40622X15A			
Motion Drive37X61			6452BR	Deck37X62			6400BR
39013A				Drive37X61			6452BR
Cross Deck37X22			6642BR	40622X15B; 40622X15C; 40625A; 40625X5A;			
Eng. To Deck37X40			6451BR	40625X25A; 40627A; 40627B; 40627C;			
Trans.37X26			6463BR	40627D; 40627E			
39013B; 39013X5A				Deck37X62			6400BR
Cross Deck37X22			6642BR	Drive37X61			6452BR
Eng. To Deck37X40			6451BR	40627X92A; 40627X92B; 40627X92C;			
Drive37X26			6463BR	40627X92D; 40628X1A; 40628X1B; 40629X1A;			
39562X8A				40629X80A; 40631A; 40631X8A			
Motion Drive37X65			6453BR	Deck37X62			6400BR
39700A; 39701A				Drive37X61			6452BR
Deck300680			6555BR	40634A; 40701X25A; 40702X92A; 40702X92B;			
Drive54758			6551BR	40702X92C; 40702X92E; 40702X92F;			
40501X30A				40703X60A; 40703X60B; 40703X60C			
Mower Drive37X62			6400BR	Deck37X62			6400BR
40504X92A				Drive37X61			6452BR
Deck Drive37X62			6400BR	40703X60D			
Drive94608			6633BR	Deck37X62			6400BR
40507X8A; 40507X8B; 40507X8C; 40507X31A;				Drive37X61			6452BR
40507X31B				40705X99A			
Mower Drive37X62			6400BR	Drive37X61			6452BR
Drive94608			6633BR	40705X991			
40508X52A; 40508X92A; 40508X92B;				Drive37X62			6400BR
40508X92C; 40508X92D; 40508X92E;				40706A; 40706B; 40707A; 40708A; 40708B;			
40508X92G; 40509X92A; 40530X83A;				40708C; 40708X8A; 40708X8B; 40708X20;			
40530X92A				40708X30A			
Mower Drive37X62			6400BR	Deck37X62			6400BR
40536X4A; 40538A; 40541A; 40541B; 40541C;				Drive37X61			6452BR
40541D; 40541E; 40541F; 40541X30A;				40708X92A; 40708X92B; 40708X192A;			
40541X99A				40708X192B; 40709X6A; 40710A; 40710B;			
Mower Drive37X62			6400BR	40712X99A; 40712X199A; 40715X99A			
40541X99B; 40541X99C; 40541X99D;				Deck37X62			6400BR
40541X99E; 40542A; 40542B; 40542C;				Drive37X61			6452BR
40542D; 40542E				40715X99B; 40715X199A; 40715X199B;			
Mower Drive37X62			6400BR	40717A; 40808X8A; 40808X8B; 40808X8C;			
40560X50D				40808X8D; 40808X14A; 40808X14B			
Motion Drive37X61			6452BR	Deck37X62			6400BR
Mower Drive37X62			6400BR	Drive37X61			6452BR
40560X50E				40900A; 40900B; 40900X30A; 40901X5A;			
Mower Drive37X62			6400BR	40906X6A; 40906X62A			
40564X51D				Deck37X62			6400BR
Motion Drive37X61			6452BR	Drive37X80			6503BR
Mower Drive37X62			6400BR	40907X20			
40601A; 40601B; 40601X34A; 40602X5A;				Deck37X62			6400BR
40602X5B; 40602X5C; 40602X5D; 40603A;				40910A; 40910B			
40603B; 40603C				Deck37X62			6400BR
Deck37X62			6400BR	Drive37X61			6452BR
Drive37X61			6452BR				

Belts for Riding Mowers

Application	OEM No.	Standard Belts	Premium Belts	Application	OEM No.	Standard Belts	Premium Belts
MURRAY - Continued				MURRAY - Continued			
42201A; 42203X5A; 42206X80A; 42207X6A				42576X92C			
Drive37X81			6690BR	Motion Drive37X61			6452BR
42500A; 42500B; 42500C; 42500D;				Mower Drive37X88			6401BR
42500X30A; 42500X30B; 42500X82A;				42576X92D			
42500X82B				Mower Drive37X88			6401BR
Deck37X88			6401BR	42578X6A; 42578X30A			
42500X99A; 42504X71A; 42504X71B;				Motion Drive37X61			6452BR
42504X99A; 42504X99B; 42505X92A;				Mower Drive37X88			6401BR
42506X92A; 42508X92A; 42509X92B; 42510A				42581X50D			
Mower Drive37X88			6401BR	Motion Drive37X61			6452BR
42511X4A; 42511X4B; 42512X99A; 42514X8A;				42581X95A; 42583A; 42583B; 42583C;			
42514X31A; 42515X92A; 42515X92B				42583X6A			
Mower Drive37X88			6401BR	Motion Drive37X61			6452BR
42516X92A				Mower Drive37X88			6401BR
Deck37X88			6401BR	42583X6B; 42583X6C			
42516X92B				Mower Drive37X88			6401BR
Deck37X88			6401BR	42583X9A; 42583X30A; 42583X30B;			
Drive37X87			6438BR	42583X82A; 42583X82C; 42586X8A;			
42517X82A; 42533X30A; 42534A; 42534X18A;				42586X9A			
42534X25A; 42534X30A; 42536X92A;				Motion Drive37X61			6452BR
42536X192A; 42537A; 42537X18A				Mower Drive37X88			6401BR
Mower Drive37X88			6401BR	42587X50D			
42539A; 42539X18A; 42539X92A; 42542X6A;				Motion Drive37X61			6452BR
42543X6A; 42544X8A; 42544X8B; 42544X8C;				42590A; 42590B; 42590C			
42544X8D; 42544X8E				Motion Drive37X61			6452BR
Mower Drive37X88			6401BR	Mower Drive37X88			6401BR
42544X8F; 42544X8G; 42544X31A;				42590E			
42544X99A; 42560X30A				Mower Drive37X88			6401BR
Mower Drive37X88			6401BR	42590X92A; 42590X92B; 42591X8A;			
42560X83A				42591X8B; 42591X31A; 42591X88A;			
Motion Drive37X61			6452BR	42591X88B; 42591X92A; 42597X95A;			
Mower Drive37X88			6401BR	42598X92A			
42560X92A				Motion Drive37X61			6452BR
Deck37X88			6401BR	Mower Drive37X88			6401BR
Drive37X61			6452BR	42602A; 42603X60A; 42603X60B; 42614A;			
42560X92B				42614X92A; 42621X8A; 42701X5A; 42701X5B;			
Mower Drive37X88			6401BR	42702X4A; 42702X99A			
42560X192A				Motion Drive37X61			6452BR
Deck37X88			6401BR	Mower Drive37X75			6407BR
Drive37X61			6452BR	42703A; 42704X8A; 42704X8B; 42714X5A;			
42560X192B				42718X5A; 42802A; 42802B; 42803X5A;			
Deck37X88			6401BR	42812X8A; 42812X8B			
42561X8A; 42561X8B				Motion Drive37X61			6452BR
Motion Drive37X61			6452BR	Mower Drive37X75			6407BR
Mower Drive37X88			6401BR	42813A; 42813X14A; 42813X92A; 42813X92B;			
42567X6A				42814A; 42815X5A; 42815X60A; 42815X60B;			
Mower Drive37X88			6401BR	42816A; 42816B			
42567X30A				Motion Drive37X61			6452BR
Motion Drive37X61			6452BR	Mower Drive37X75			6407BR
Mower Drive37X88			6401BR	42816C			
42569X4A				Mower Drive37X75			6407BR
Mower Drive37X88			6401BR	42816D; 42817X99A; 42817X99B;			
42569X6A; 42570X18A; 42571X8A; 42571X8B				42817X199A; 42819A; 42819B; 42819X5A;			
Motion Drive37X61			6452BR	42819X7A; 42819X7B; 42819X8A			
Mower Drive37X88			6401BR	Motion Drive37X61			6452BR
42571X8C; 42571X8D				Mower Drive37X75			6407BR
Mower Drive37X88			6401BR	42819X8B; 42819X14A; 42819X30A;			
42571X31A				42819X62A; 42819X92A; 42820X24A;			
Motion Drive37X61			6452BR	42820X30; 42822X60A; 42823A; 42827X99A			
Mower Drive37X88			6401BR	Motion Drive37X61			6452BR
42571X31B				Mower Drive37X75			6407BR
Mower Drive37X88			6401BR	42827X99B; 42827X199A; 42827X199B			
42572X8A; 42572X31A; 42575X81A;				Motion Drive37X61			6452BR
42576X92A				Mower Drive37X75			6407BR
Motion Drive37X61			6452BR	42828X8A			
Mower Drive37X88			6401BR	Deck37X75			6407BR
42576X92B				Drive37X61			6452BR
Mower Drive37X88			6401BR	42828X8B			
42576X92B				Drive37X61			6452BR
Mower Drive37X88			6401BR				

Belts for Riding Mowers

Application	OEM No.	Standard Belts	Premium Belts	Application	OEM No.	Standard Belts	Premium Belts
MURRAY - Continued				MURRAY - Continued			
42829A; 42829B; 42830A; 42830B Motion Drive	37X61		6452BR	46569X71A; 46569X71B; 46569X82A; 46569X92A; 46570X6A; 46570X6B; 46570X6C; 46570X8A; 46570X8B; 46570X71A - Continued			
42900A; 42904X80A; 42904X80B; 42906X6A; 42906X7A; 42906X8A; 42906X8B; 42906X14A; 42907X8A; 42907X26A	37X75 37X80		6407BR 6503BR	Primary	37X89		6476BR
42907X26B; 42908X6A; 42909A; 42909X60A; 42910A; 42910X30A; 42910X92A; 42910X92B	37X75 37X80		6407BR 6503BR	Secondary	37X66		6475BR
42910X92C Mower Drive	37X75		6407BR	46570X71B; 46570X92A; 46573X92A; 46576X92A; 46576X92B; 46577X4A; 46577X6A; 46577X6B; 46577X71A; 46581X92A	Drive	37X61	6452BR
42910X192B Deck	37X75		6407BR	Primary	37X89		6476BR
Drive	37X80		6503BR	Secondary	37X66		6475BR
42910X192C Mower Drive	37X75		6407BR	46581X92B	Drive	37X61	6452BR
42911X65 P.T.O.	37X75		6407BR	Primary	37X89		6476BR
42913X5A; 42913X5B; 42915X6A	37X75 37X80		6407BR 6503BR	Secondary	37X66		6475BR
42915X30B Motion Drive	37X61		6452BR	46581X92C	Drive	37X106	6889
Mower Drive	37X88		6401BR	Primary	37X89		6476BR
42915X62A; 42916X7A; 42916X7B; 42916X8A; 42916X8B; 42917X6A; 42917X6B; 42917X6C; 42917X8A; 42918X8A	37X75 37X80		6407BR 6503BR	Secondary	37X66		6475BR
42918X8B Deck	37X75		6407BR	46620A	Trans.	37X66	6475BR
Drive	37X80		6503BR	46620B; 46620C	Deck	37X70	6603BR
46102X6A; 46102X6B; 46103A; 46103B; 46103X71A; 46103X92A; 46104X8A; 46104X8B; 46104X8C; 46106X89A	37X96 37X68		6418BR 6636BR	Drive	37X61		6452BR
46106X89B; 46107X92A; 46108X89A	37X96 37X68		6418BR 6636BR	46620X1A	Secondary	37X66	6475BR
46250A; 46250B; 46250X30A; 46251X6A; 46251X6B; 46253X6A; 46253X6B; 46254X8A; 46254X15A; 46254X15B	37X81		6690BR	Drive	37X61		6452BR
46255X6A; 46256X9A; 46256X109A; 46257X8A; 46257X14A; 46258X6A	37X81		6690BR	46620X5A	Deck	37X70	6603BR
46376X65 Blade	37X66		6475BR	Drive	37X31		6893
P.T.O.	37X69		6508BR	46620X5B; 46620X15A	Deck	37X70	6603BR
46403X6 Blade	37X66		6475BR	Drive	37X61		6452BR
Drive	37X69		6508BR	46620X15B; 46620X15C; 46620X25A	Cross Deck	37X66	6475BR
46500X92A; 46501X92A	37X87 37X89 37X66		6438BR 6476BR 6475BR	Deck	37X70		6603BR
46560X92A; 46560X192A; 46567X6A; 46567X30A; 46568A; 46568X6A; 46569X6A; 46569X6B; 46569X6C; 46569X9A	37X61 37X89 37X66		6452BR 6476BR 6475BR	Drive	37X61		6452BR
46569X71A; 46569X71B; 46569X82A; 46569X92A; 46570X6A; 46570X6B; 46570X6C; 46570X8A; 46570X8B; 46570X71A	37X61		6452BR	46620X25B	Cross Deck	37X66	6475BR
Drive				Drive	37X61		6452BR
				46621A; 46621B; 46621C; 46621X4A	Deck	37X70	6603BR
				Drive	37X61		6452BR
				46621X25A; 46621X92A; 46621X92B; 46621X92C	Cross Deck	37X66	6475BR
				Deck	37X70		6603BR
				Drive	37X61		6452BR
				46622X9A	Cross Deck	37X63	6601BR
				Deck	37X70		6603BR
				Drive	37X61		6452BR
				46702X99A; 46800A; 46800B; 46800X14A	Cross Deck	37X66	6475BR
				Deck	37X70		6603BR
				Drive	37X61		6452BR
				46801X6A; 46801X62A	Cross Deck	37X66	6475BR
				Deck	37X70		6603BR
				Drive	37X80		6503BR
				46802X60A; 46803X8A; 46804A	Cross Deck	37X66	6475BR
				Deck	37X70		6603BR
				Drive	37X61		6452BR
				46900A; 46900B	Cross Deck	37X66	6475BR
				Deck	37X70		6603BR
				Drive	37X80		6503BR

Belts for Riding Mowers

Application	OEM No.	Standard Belts	Premium Belts	Application	OEM No.	Standard Belts	Premium Belts
MURRAY - Continued				MURRAY - Continued			
46901X7A				425610X99A			
Cross Deck	37X66		6475BR	Motion Drive	37X61		6452BR
Deck	37X69		6508BR	Mower Drive	37X88		6401BR
Drive	37X80		6503BR				
46901X92A; 46901X92B; 46901X192A;				425610X99B			
46902X6A; 46902X106A; 46903X60A;				Mower Drive	37X88		6401BR
46904X92A; 46904X192A							
Cross Deck	37X66		6475BR	425611X99A			
Deck	37X70		6603BR	Motion Drive	37X61		6452BR
Drive	37X80		6503BR	Mower Drive	37X88		6401BR
46905X6				425611X99B; 425611X99C; 425612X99A;			
Blade	37X66		6475BR	425613X8A; 425613X31A; 425614A;			
46905X30A; 46906X99A; 46906X199A;				425614X92A			
46907A				Mower Drive	37X88		6401BR
Cross Deck	37X66		6475BR	461000X71A; 461007X92A; 461007X92B;			
Deck	37X70		6603BR	461018X99A; 461018X99B			
Drive	37X80		6503BR	Primary	37X96		6418BR
48560X92A				Drive	37X68		6636BR
Drive	37X61		6452BR	465306X8A; 465306X8B			
Primary	37X93		6492BR	Motion Drive	37X112		6682BR
Secondary	37X92		6491BR	465600X71A; 465602X31A			
48560X192A				Drive	37X106		6889
Primary	37X93		6492BR	Primary	37X89		6476BR
Secondary	37X92		6491BR	Secondary	37X66		6475BR
49378X6				465612X99A			
Blade	37X66		6475BR	Drive	37X61		6452BR
Drive	37X69		6508BR	Primary	37X89		6476BR
50568X9A				Secondary	37X66		6475BR
Drive	37X61		6452BR	465612X99B; 465616X6A; 465619X71A;			
Primary	37X93		6492BR	465620X71A			
Secondary	37X92		6491BR	Drive	37X106		6889
52100X92A; 52101X92A				Primary	37X89		6476BR
Primary	37X93		6492BR	Secondary	37X66		6475BR
Secondary	37X92		6491BR	503663			
52161X89A				Blade			6846
Drive	37X97		6432BR	Deck	21649		6449BR
Primary	37X93		6492BR	Trans.	21614		6885
Secondary	37X92		6491BR	521000X71A			
52161X89B; 52370X92A; 52370X192A;				Primary	37X93		6492BR
52431X92A; 52461X89A				Secondary	37X92		6491BR
Primary	37X93		6492BR	521613X71A; 521613X89A; 521613X89B;			
Secondary	37X92		6491BR	521613X189A			
68624X12B				Drive	37X97		6432BR
Motion Drive	37X61		6452BR	Primary	37X93		6492BR
90623; 90624				Secondary	37X92		6491BR
Deck	37X62		6400BR	2550092A			
Trans.	37X61		6452BR	Deck	37X12		6449BR
95193				Drive	37X65		6453BR
Blade - Right	300142		6741	3371206; 3391107			
Deck	58170		6675BR	Motion Drive	37X65		6453BR
Eng.	57214		6775BR	3394308			
305518				Motion Drive	37X61		6452BR
Deck	37X57		6498BR	Mower Drive	37X62		6400BR
Trans.	37X65		6453BR	3395606			
309002X24; 309007X8				Motion Drive	37X61		6452BR
Deck Drive	37X110		6656BR	3396201			
405002X8A; 405002X31A; 405014X92A;				Deck	37X70		6603BR
405015X92A; 405015X92B; 405019X50A;				Drive	37X61		6452BR
405618X81A							
Mower Drive	37X62		6400BR	MUSTANG			
425003X8A; 425003X31A; 425003X71A;				245; 248; 248E			
425007X92B; 425008X8A; 425008X31A;				Eng. To Trans.		2310	6831
425009X8A; 425009X31A							
Deck	37X88		6401BR	NATIONAL MOWER			
425303X92A; 425303X92B				68" Triplex			
Mower Drive	37X88		6401BR	Eng.; W/7.5 H.P. Eng.			6844
Motion Drive	37X112		6682BR	Eng.; W/8 H.P. Eng.	A338		AX38
425306X48A; 425307X24A				High Speed Wing Mower; W/7.5 H.P. Eng.	A36		6838
Motion Drive	37X112		6682BR	J.S.; W/7.5 H.P. Eng.	A29		6831
				J.S.; W/8 H.P. Eng.	D335		6831
				Main Drive; W/7.5 H.P. Eng.	B66		6969
				Main Drive; W/8 H.P. Eng.	A339		6969

Belts for Riding Mowers

Application	OEM No.	Standard Belts	Premium Belts
NATIONAL MOWER - Continued			
68" Triplex - Continued			
Rear Mower; W/7.5 H.P. Eng.			6844
Rear Mower; W/8 H.P. Eng.E310			6843
Wing Mower; W/7.5 H.P. Eng.A35			6837
Wing Mower; W/8 H.P. Eng.E373B			6838
70" Hydro Triplex			
Front Mower; W/16 H.P. Eng.			BX58
P.T.O.; W/16 H.P. Eng.			6840
84" Triplex			
Eng.; W/10, 12 H.P. Eng.AA805			6847
Eng.; W/16 H.P. Eng.			6850
High Speed Drive; W/10, 12 H.P. Eng.AA806			6842
Main Drive; W/10, 12 H.P. Eng.			6988
Main Drive; W/16 H.P. Eng.B83			6986
Rear Mower; W/10, 12 H.P. Eng.E346B			6950
Rear Mower; W/16 H.P. Eng.			6950
Transport Pump; W/16 H.P. Eng.			6844
Wing Mower; W/10, 12 H.P. Eng.E346A			6945
Wing Mower; W/16 H.P. Eng.			6946
NEW HOLLAND			
EGT80; EGT100			
Belt; W/44" Belt O.C.120174			6844
EGT120			
Belt; W/34" Belt O.C.120454			6734
EGT150			
Belt; W/40" Belt O.C.120453			3V400
MC22			
FanSBA080109049			7300
MC28			
Fan86517953			AX34
MC35			
Fan86517954			AX36
S12; S14			
Belt; W/35" Belt O.C.174718			6835
NEW IDEA			
EGT20			
Drive120454			6734
EGT80; EGT100			
Drive120174			6844
EGT150; EGT200			
Drive120453			3V400
EGTR36			
Drive121279			6834
NOMA			
12-40 (A4012-020); 16-40 (A4016-000)			
Blade48044			6454BR
822-254			
Cross Deck300142			6741
Deck300680			6408BR
Drive57214			6775BR
850-4847			
Blade54758			6975
Trans.			6551BR
2235-000; 2235-001			
Blade; W/24" Blade20368	2290		
2236-0000			
Blade; W/24" Blade20368	2290		
Drive; W/24" Blade23164			6825
2650-000; 2650-0200; 2650-0300; 2650-0400			
Blade; W/26" Blade55442			6858
Trans.; W/26" Blade55450			6842
2650-0700			
Blade; W/26" Blade300749			6847
Trans.; W/26" Blade300575			6836
2650-0800			
Deck300749			6847

Application	OEM No.	Standard Belts	Premium Belts
NOMA - Continued			
2650-1100; 2650-1101			
Blade; W/26" Blade300749			6847
Trans.; W/26" Blade300575			6836
3010-00; 3010-810			
Deck; W/36" Deck; W/39" Blade305698			6873
3108-0100; 3181-000; 3181-0100; 3181-0200; 3181-0300			
Trans.; W/42" Blade6888			6888
3181-0400			
Trans.; W/42" Blade52842			6896
3182-0100			
Trans.; W/42" Blade6888			6888
3184-0000			
Blade; W/42" Blade6971			6971
Trans.; W/42" Blade6856			6856
3188-0100; 3188-0300; 3188-0600			
Blade; W/42" Blade49878			6467BR
Trans.; W/42" Blade39454			6463BR
3188-0800			
Blade; W/42" Blade6971			6971
Trans.; W/42" Blade39454			6463BR
3188-1400			
Blade6971			6971
3188-1500			
Blade6971			6971
Trans.50737			6884
3188-1600			
Blade; W/36" Blade6971			6971
Drive; W/30" Belt O.C.; W/36" Blade53499			6830
Drive; W/69" Belt O.C.; W/36" Blade6869			6869
3188-1700			
Blade; W/36" Blade49878			6467BR
Drive; W/36" Blade53499			6830
3188-1800			
Blade6971			6971
Trans.50737			6884
3188-2000			
Blade; W/36" Blade6971			6971
Trans.; W/36" Blade54758			6551BR
3188-5000; 3188-5001			
Blade; W/36" Blade49878			6467BR
Fan; W/36" Blade53443			6734
J.S.; W/36" Blade53162			6850
3189-0000; 3189-0200			
Blade; W/32" Blade6971			6971
Trans.; W/32" Blade6856			6856
3189-0300; 3189-0400; 3189-0500; 3189-0600			
Blade; W/32" Blade45186	2630		
Trans.; W/32" Blade6856			6856
3189-0700; 3189-0701			
Blade; W/32" Blade6971			6971
Trans.; W/32" Blade6856			6856
3189-0900			
Blade; W/32" Blade45186	2630		
Trans.; W/32" Blade6856			6856
3208-0000; 3208-0100; 3208-0200; 3208-0300; 3208-0600; 3208-0800; 3210-0000; 3210-0001			
Blade; W/32" Blade45186	2630		
Trans.; W/32" Blade54758			6551BR
3210-5000; 3210-5100			
Blade; W/26" Blade53833			6881
Trans.; W/26" Blade55450			6842
3210-5200; 3210-5300; 3210-5400; 3210-5500; 3210-5600			
Blade; W/26" Blade48044			6454BR
Trans.; W/26" Blade303241			6890
3280-0000			
Blade; W/26" Blade53833			6881
Trans.; W/26" Blade55450			6842

Belts for Riding Mowers

Application	OEM No.	Standard Belts	Premium Belts
NOMA - Continued			
3280-020			
Blade; W/26" Blade	300747		6869
Trans.; W/26" Blade	300575		6836
3280-0100; 3280-0200; 3280-0300; 3280-0400; 3280-0500; 3280-0600; 3280-0601			
Blade; W/26" Blade	53833		6881
Trans.; W/26" Blade	55450		6842
3280-0700; 3280-0800; 3280-0900			
Blade; W/26" Blade	300747		6869
Trans.; W/26" Blade	300575		6836
3280-1200			
Blade; W/26" Blade	300747		6869
Deck	300747		6869
Trans.; W/26" Blade	300575		6836
3280-1300; 3280-1400; 3280-1700; 3280-1800			
Blade; W/26" Blade	300747		6869
Trans.; W/26" Blade	300575		6836
3294-0000; 3294-0100			
Blade; W/26" Blade	47611		6463BR
Trans.; W/26" Blade	51855		6841
3362-05			
Blade; W/36" Blade	305698		6873
Trans.; W/36" Blade	300575		6836
3402-05; 3402-015			
Blade; W/40" Blade	48044		6454BR
Trans.; W/40" Blade	303241		6890
3506-0600			
Blade; W/36" Blade	49878		6467BR
Trans.; W/36" Blade			6856
3560-0470; 3560-2600			
Deck	300680		6408BR
Drive	57214		6775BR
3560-8400			
Deck	48044		6454BR
Drive	54758		6551BR
3576-0900			
Trans.; W/42" Blade	39454		6463BR
3595-1000			
Blade; W/32" Blade	47611		6463BR
Trans.; W/32" Blade	55450		6842
3601-0000; 3601-0100; 3601-0101			
Blade; W/36" Blade	305698		6873
Trans.; W/36" Blade	300575		6836
3610-0000; 3610-0100; 3610-0101; 3610-0200; 3610-0300; 3610-0400; 3610-0500; 3610-0600			
Blade; W/36" Blade			6971
Trans.; W/36" Blade	54758		6551BR
3610-0700; 3610-0800; 3610-0900; 3610-1100; 3610-1300			
Blade; W/36" Blade			6975
Trans.; W/36" Blade	54758		6551BR
3611-4300; 3611-5300; 3612-2500			
Deck	58170		6675BR
3612-3400			
Deck	300680		6408BR
Drive	57214		6775BR
3812-060			
Deck	300680		6408BR
Drive	54758		6551BR
3912-2600; 3912-2602; 3912-2603; 3912-2604; 3912-3400; 3912-4100; 3918-0100			
Deck	300680		6408BR
Drive	57214		6775BR
4015-0300			
Deck	48044		6454BR
4516-000			
Blade; W/40 1/2" Belt O.C.	300142		6741
Blade; W/78" Belt O.C.			6978
Trans.			6885

Application	OEM No.	Standard Belts	Premium Belts
NOMA - Continued			
4518-0100; 4518-0300; 4518-0400			
Blade; W/40 1/2" Belt O.C.	300142		6741
Blade; W/78" Belt O.C.			6978
Trans.	57556		6889
4518-0500			
Blade; W/40 1/2" Belt O.C.	300142		6741
Blade; W/78" Belt O.C.			6975
Trans.	57556		6889
4518-0600			
Blade; W/40 1/2" Belt O.C.	300142		6741
Blade; W/78" Belt O.C.			6978
Trans.	57556		6889
4518-0800; 4518-0801			
Blade; W/40 1/2" Belt O.C.	300142		6741
Blade; W/75" Belt O.C.			6975
Trans.			6885
4518-0900			
Blade; W/40 1/2" Belt O.C.	300142		6741
Blade; W/75" Belt O.C.			6975
Trans.			6888
4518-1100			
Blade; W/40 1/2" Belt O.C.	300142		6741
Blade; W/78" Belt O.C.			6978
Trans.	57556		6889
4518-1200			
Deck; W/18 H.P. Eng.; W/45" Deck			6978
Trans.; W/18 H.P. Eng.; W/45" Deck	57556		6889
4518-1300			
Deck; W/18 H.P. Eng.; W/45" Deck			6978
Trans.; W/18 H.P. Eng.; W/45" Deck	302719		6891
4518-2200			
Cross Deck	300142		6741
Deck	300680		6408BR
Drive	302719		6891
4518-2400			
Trans.			6885
4518-2600			
Blade; W/40 1/2" Belt O.C.	300142		6741
Blade; W/75" Belt O.C.			6975
Trans.	57556		6889
4518-2700			
Trans.	57556		6889
4518-6000			
Blade			6975
Trans.	50737		6884
5137-0000			
Blade; W/24" Blade	45187	2440	
Trans.; W/24" Blade			6856
5180-0000; 5180-0100; 5180-0400; 5180-0700; 5181-0000; 5181-0100; 5181-0200; 5181-0300; 5181-0500; 5181-0600			
Trans.			6888
5181-0900; 5181-1100; 5181-1200; 5181-1201			
Trans.			6888
5181-1300; 5181-1301			
Trans.	52842		6896
5181-1400; 5181-1500			
Trans.			6888
5181-1501			
Trans.; W/42" Blade			6888
5181-1600			
Trans.; W/42" Blade	52842		6896
5182-0000; 5182-0100; 5182-0200; 5182-0300; 5182-0400; 5182-0500; 5182-0501			
Trans.			6888
5182-0600; 5182-0700			
Blade; W/42" Blade	45186	2630	
Trans.; W/42" Blade			6856

Belts for Riding Mowers

Application	OEM No.	Standard Belts	Premium Belts	Application	OEM No.	Standard Belts	Premium Belts
NOMA - Continued				NOMA - Continued			
5182-0800				5188-3800			
Trans.			6888	Blade; W/36" Blade			6971
5182-0900				Trans.; W/36" Blade	50737		6884
Blade; W/42" Blade	45186	2630		5188-3900			
Trans.; W/42" Blade			6856	Blade; W/36" Blade	49878		6467BR
5184-0000; 5184-0100; 5184-0400; 5184-0500;				5188-4000			
5184-0600; 5184-0700; 5184-0701; 5184-0800;				Blade; W/36" Blade			6971
5184-0900; 5184-1000				5188-4200; 5188-4300; 5188-4301			
Blade; W/42" Blade	49878		6467BR	Blade; W/36" Blade	49878		6467BR
Trans.; W/42" Blade			6856	5188-4500			
5184-1200				Blade; W/36" Blade	49878		6467BR
Blade; W/42" Blade	49878		6467BR	Trans.; W/36" Blade; W/30" Belt O.C.	53499		6830
Trans.; W/42" Blade			6856	Trans.; W/36" Blade; W/69" Belt O.C.			6869
5188-0000				5188-4600			
Blade; W/36" Blade	49878		6467BR	Blade; W/36" Blade			6971
Trans.; W/36" Blade	39454		6463BR	Trans.; W/36" Blade; W/30" Belt O.C.	53499		6830
5188-0200				Trans.; W/36" Blade; W/69" Belt O.C.			6869
Trans.; W/42" Blade	39454		6463BR	5188-4700; 5188-4900			
5188-0300; 5188-0600; 5188-0700; 5188-0800;				Blade; W/36" Blade	49878		6467BR
5188-0900; 5188-1000				Trans.; W/36" Blade	50737		6884
Blade; W/36" Blade	49878		6467BR	5188-4901			
Trans.; W/36" Blade	39454		6463BR	Blade; W/36" Blade	49878		6467BR
5188-1100				Trans.; W/36" Blade	53833		6881
Blade; W/36" Blade			6971	5188-4902; 5188-4903			
Trans.; W/36" Blade	39454		6463BR	Blade; W/36" Blade	49878		6467BR
5188-1300; 5188-1400; 5188-1500				Trans.; W/36" Blade	50737		6884
Blade; W/36" Blade	49878		6467BR	5188-5000			
Trans.; W/36" Blade	39454		6463BR	Blade; W/36" Blade			6971
5188-1700				Trans.; W/36" Blade	50737		6884
Trans.; W/42" Blade	39454		6463BR	5188-5100; 5188-5101			
5188-2000				Blade; W/36" Blade	49878		6467BR
Blade; W/36" Blade	49878		6467BR	Trans.; W/36" Blade	53499		6830
Trans.; W/36" Blade	39454		6463BR	5188-5200			
5188-2100				Blade; W/36" Blade			6971
Blade; W/36" Blade			6971	Trans.; W/36" Blade; W/30" Belt O.C.	53499		6830
Trans.; W/36" Blade	39454		6463BR	Trans.; W/36" Blade; W/69" Belt O.C.			6869
5188-2200; 5188-2300; 5188-2400				5188-5300			
Blade; W/36" Blade	49878		6467BR	Trans.; W/42" Blade; W/30" Belt O.C.	53499		6830
Trans.; W/36" Blade	39454		6463BR	Trans.; W/42" Blade; W/69" Belt O.C.			6869
5188-2500; 5188-2501				5188-5600			
Blade; W/36" Blade	49878		6467BR	Blade; W/36" Blade			6971
Trans.; W/36" Blade	50737		6884	Trans.; W/36" Blade	50737		6884
5188-2600				5188-5700			
Blade; W/36" Blade	48044		6454BR	Trans.; W/42" Blade; W/30" Belt O.C.	53499		6830
Trans.; W/36" Blade	50737		6884	Trans.; W/42" Blade; W/69" Belt O.C.			6869
5188-2601; 5188-2700; 5188-2701				5188-5900			
Blade; W/36" Blade	49878		6467BR	Blade; W/36" Blade			6971
Trans.; W/36" Blade	50737		6884	Trans.; W/36" Blade	50737		6884
5188-2900				5188-6000			
Trans.; W/42" Blade	50737		6884	Blade; W/36" Blade	49878		6467BR
5188-3000				Trans.; W/36" Blade	54758		651BR
Blade; W/36" Blade	48044		6454BR	5188-6100			
Trans.; W/36" Blade	50737		6884	Blade; W/36" Blade			6971
5188-3001; 5188-3002; 5188-3100; 5188-3101;				Trans.; W/36" Blade	54758		651BR
5188-3102; 5188-3103				5188-6200			
Blade; W/36" Blade	49878		6467BR	Blade; W/36" Blade	49878		6467BR
Trans.; W/36" Blade	50737		6884	Trans.; W/36" Blade	54758		651BR
5188-3300				5188-6300			
Trans.; W/42" Blade	50737		6884	Blade; W/36" Blade			6971
5188-3400				Trans.; W/36" Blade	54758		651BR
Blade; W/36" Blade	49878		6467BR	5188-6400; 5188-6401			
Trans.; W/30" Belt O.C.; W/36" Blade	50597		6830	Blade; W/36" Blade	49878		6467BR
Trans.; W/40 1/2" Belt O.C.; W/36"				Trans.; W/36" Blade	54758		651BR
Blade	49580	2405		5188-6500			
5188-3500				Blade; W/36" Blade			6971
Blade; W/36" Blade			6971	Trans.; W/36" Blade	54758		651BR
5188-3600; 5188-3700				5188-6600; 5188-6601			
Blade; W/36" Blade	49878		6467BR	Trans.; W/36" Blade			6871
Trans.; W/36" Blade	50737		6884				

Belts for Riding Mowers

Application	OEM No.	Standard Belts	Premium Belts	Application	OEM No.	Standard Belts	Premium Belts
NOMA - Continued				NOMA - Continued			
5188-6700				5267-0910			
Blade; W/36" Blade			6971	Blade; W/26" Blade	45187	2440	
Trans.; W/36" Blade	50737		6884	Trans.; W/26" Blade			6856
5188-6800				5267-1400			
Trans.; W/36" Blade			6871	Blade; W/32" Blade	45186	2630	
5188-6801				Trans.; W/32" Blade			6856
Blade; W/36" Blade	49878		6467BR	5267-1500			
Trans.; W/36" Blade	54758		6551BR	Blade; W/26" Blade	45187	2440	
5188-6900				Trans.; W/26" Blade			6856
Blade; W/36" Blade			6971	5267-1900			
Trans.; W/36" Blade	54830		6871	Blade; W/32" Blade	47390		6871
5188-7500; 5188-7501; 5188-7600				Trans.; W/32" Blade			6856
Blade; W/36" Blade	49878		6467BR	5267-2000; 5267-2100			
5188-8000				Blade; W/32" Blade	45186	2630	
Blade; W/36" Blade	49878		6467BR	Trans.; W/32" Blade			6856
Trans.; W/36" Blade	54758		6551BR	5267-9000			
5188-8100				Blade; W/26" Blade	45187	2440	
Blade; W/36" Blade			6971	Trans.; W/26" Blade			6856
Trans.; W/36" Blade	54758		6551BR	5268-0000			
5188-8200				Blade; W/32" Blade			6863
Blade; W/36" Blade	49878		6467BR	Trans.; W/32" Blade			6856
Trans.; W/36" Blade	54758		6551BR	5268-0100			
5188-8300				Blade; W/26" Blade	44039		6844
Blade; W/36" Blade			6971	Trans.; W/26" Blade			6856
Trans.; W/36" Blade	54758		6551BR	5268-0200; 5268-0400			
5188-8400				Blade; W/32" Blade			6863
Blade; W/36" Blade	49878		6467BR	Trans.; W/32" Blade			6856
Trans.; W/36" Blade	54830		6871	5268-0500			
5188-9000				Blade; W/26" Blade	45187	2440	
Blade; W/36" Blade	49878		6467BR	Trans.; W/26" Blade			6856
Trans.; W/36" Blade	49580	2405		5268-0600; 5268-0700; 5268-0800; 5268-0900;			
5188-9100; 5188-9101				5268-1100; 5268-1200			
Blade; W/36" Blade	49878		6467BR	Blade; W/26" Blade	45186	2630	
Trans.; W/36" Blade			6869	Trans.; W/26" Blade			6856
5188-9200; 5188-9300				5270-0200; 5270-3300; 5270-3500; 5270-3800			
Blade; W/36" Blade	49878		6467BR	Blade; W/24" Blade	31053		6827
Trans.; W/36" Blade	50737		6884	Drive; W/24" Blade	30997		6847
5218-4100; 5218-4200; 5218-4300; 5218-4400;				5271-0000; 5271-0100; 5271-0200; 5271-0300;			
5218-4500; 5218-4600; 5218-4700; 5218-4800;				5271-3300; 5271-3500; 5271-3900; 5271-4100;			
5218-4900				5271-4200; 5271-4300			
Blade; W/36" Blade	46466		6983	Blade; W/26" Blade	31053		6827
Drive; W/36" Blade	39454		6463BR	Drive; W/26" Blade	30998		6842
5236-0000; 5236-0; 5236-0100; 5236-0200;				5271-4600; 5271-4700; 5271-4800; 5271-4900;			
5236-0400; 5236-3200				5274-0000; 5274-0100; 5275-000			
Blade; W/32" Blade	20368	2290		Blade; W/26" Blade	31053	6827	
5238-0000; 5238-0200; 5238-3000; 5238-3200;				Drive; W/26" Blade	30998	6842	
5238-4000				5276-0000; 5276-040			
Blade; W/32" Blade	20368	2290		Blade; W/26" Blade	41505	6835	
Drive; W/32" Blade	23164		6825	Drive; W/26" Blade	30998	6842	
5239-0000; 5239-4000; 5239-4200; 5240-0000;				5276-0100			
5240-0200; 5240-3000				Blade; W/36" Blade	45187	2440	
Drive; W/32" Blade	20368	2290		Trans.; W/36" Blade			6856
5244-3000; 5244-3200; 5244-3400				5276-0200; 5276-0300			
Blade; W/24" Blade	20368	2290		Blade; W/36" Blade	45187	2440	
Drive; W/24" Blade	23164		6825	Trans.; W/36" Blade			6856
5246-0000; 5246-0100; 5246-3000; 5246-3100;				Blade; W/26" Blade	41505	6835	
5246-3200; 5246-3400				Drive; W/26" Blade	30998	6842	
Drive; W/30" Blade	26659	3720		5276-0400			
5252-0000				Blade; W/36" Blade	45187	2440	
Blade; W/30" Blade	47611		6463BR	Trans.; W/36" Blade			6856
Drive; W/30" Blade			6841	5276-0500; 5276-0600; 5276-0800			
5254-0000; 5254-3100; 5255-0000; 5255-4200;				Blade; W/36" Blade	45187	2440	
5258-0000; 5258-4200; 5258-4400				Trans.; W/36" Blade			6856
Blade; W/24", 26" Blade	29798		6827	Blade; W/26" Blade	41505	6835	
5260-0000				Drive; W/26" Blade	30998	6842	
Deck; W/24" Blade	29798		6827	5276-0900			
5261-0000				Blade; W/36" Blade	45187	2440	
Blade; W/24", 26" Blade	29798		6827	Trans.; W/36" Blade			6856
				5276-1000			
				Blade; W/32" Blade	47390		6871

Belts for Riding Mowers

Application	OEM No.	Standard Belts	Premium Belts
NOMA - Continued			
5276-1000 - Continued			
Trans.; W/32" Blade			6856
5277-0000; 5277-0100; 5277-0200			
Blade; W/26" Blade	41505		6835
Drive; W/26" Blade	30998		6842
5278-0100			
Blade; W/26" Blade	31053		6827
Drive; W/26" Blade	30998		6842
5281-0000; 5281-0100; 5281-0200			
Blade; W/36" Blade	39456	3690	
Drive; W/36" Blade	39455		6863
5281-0300			
Blade; W/36" Blade	42111		6630BR
Drive; W/36" Blade	39455		6863
5281-1000			
Blade; W/36" Blade	39456	3690	
Drive; W/36" Blade	39455		6863
5282-0000; 5282-0100; 5282-0200; 5282-0300			
Blade; W/36" Blade	39456	3690	
Drive; W/36" Blade	39454		6463BR
5282-0400; 5282-0500; 5282-0600; 5282-0700			
Blade; W/36" Blade	42111		6630BR
Drive; W/36" Blade	39454		6463BR
5282-0800; 5282-0900			
Blade; W/36" Blade			6971
Drive; W/36" Blade	39454		6463BR
5282-1000; 5282-1100			
Blade; W/36" Blade	39456	3690	
Drive; W/36" Blade	39454		6463BR
5282-1200			
Blade; W/36" Blade	42111		6630BR
Drive; W/36" Blade	39454		6463BR
5282-1201			
Blade; W/36" Blade	39456	3690	
Drive; W/36" Blade	39454		6463BR
5282-1400			
Blade; W/36" Blade	42111		6630BR
Drive; W/36" Blade	39454		6463BR
5282-1600; 5282-1800			
Blade; W/36" Blade			6971
Drive; W/36" Blade	39454		6463BR
5282-2000			
Blade; W/36" Blade	39456	3690	
Drive; W/36" Blade	39454		6463BR
5282-2200; 5282-2300			
Blade; W/36" Blade			6971
Drive; W/36" Blade	39454		6463BR
5282-2500			
Blade; W/36" Blade	48044		6454BR
Drive; W/36" Blade	39454		6463BR
5283-0000; 5283-0100; 5283-0200			
Blade; W/36" Blade	39456	3690	
Drive; W/36" Blade	39455		6863
5283-0300; 5283-0500			
Blade; W/36" Blade	42111		6630BR
Drive; W/36" Blade	39455		6863
5283-1000			
Blade; W/36" Blade	39456	3690	
Drive; W/36" Blade	39455		6863
5284-0000; 5284-0100; 5285-0000; 5285-0100; 5285-0200; 5285-0300			
Blade; W/36" Blade	39456	3690	
Drive; W/36" Blade	39454		6463BR
5285-0400; 5285-0500; 5285-0600; 5285-0700; 5285-0800; 5285-0900			
Blade; W/36" Blade	42111		6630BR
Drive; W/36" Blade	39454		6463BR
5285-1000; 5285-1100; 5285-1201; 5285-1300			
Blade; W/36" Blade	39456	3690	

Application	OEM No.	Standard Belts	Premium Belts
NOMA - Continued			
5285-1000; 5285-1100; 5285-1201; 5285-1300 - Continued			
Drive; W/36" Blade	39454		6463BR
5285-1400			
Blade; W/36" Blade	42111		6630BR
Drive; W/36" Blade	39454		6463BR
5285-1500; 5285-1600; 5285-1700; 5285-2000; 5285-2200; 5285-2300; 5285-2500; 5285-2600; 5285-2700; 5285-2800			
Blade; W/36" Blade			6971
Drive; W/36" Blade	39454		6463BR
5285-2900; 5285-3000; 5285-3200; 5285-3300; 5285-3400; 5285-3600; 5285-3900; 5285-4000			
Blade; W/36" Blade			6971
Drive; W/36" Blade	39454		6463BR
5285-5000			
Blade; W/36" Blade	48044		6454BR
Drive; W/36" Blade	39454		6463BR
5285-5100			
Blade; W/36" Blade			6971
Drive; W/36" Blade	39454		6463BR
5285-5200			
Blade; W/36" Blade	48044		6454BR
Drive; W/36" Blade	39454		6463BR
5285-5300; 5285-5400			
Blade; W/36" Blade			6971
Drive; W/36" Blade	39454		6463BR
5285-5600; 5285-5800; 5285-5801; 5285-5900; 5285-6000; 5285-6200			
Blade; W/36" Blade	48044		6454BR
Drive; W/36" Blade	39454		6463BR
5288-0000; 5288-0200; 5288-0300; 5288-0500; 5288-0600			
Blade; W/36" Blade			6971
Trans.; W/36" Blade	39454		6463BR
5288-0700; 5288-0800; 5288-1000; 5288-1100			
Blade; W/36" Blade	46466		6983
Trans.; W/36" Blade	39454		6463BR
5288-1200; 5288-1300; 5288-1301; 5288-1400; 5288-1500			
Blade; W/36" Blade	48044		6454BR
Trans.; W/36" Blade	39454		6463BR
5288-1600			
Blade; W/36" Blade			6971
Trans.; W/36" Blade	39454		6463BR
5288-1700; 5288-1800; 5288-1900			
Blade; W/36" Blade	48044		6454BR
Trans.; W/36" Blade	39454		6463BR
5288-2000			
Blade; W/36" Blade	47390		6871
Trans.; W/36" Blade			6856
5288-2100			
Blade; W/36" Blade			6971
Trans.; W/36" Blade	39454		6463BR
5288-2300; 5288-2301; 5288-2400; 5288-2401; 5288-2402; 5288-2600; 5288-2800; 5288-3000			
Blade; W/36" Blade	48044		6454BR
Trans.; W/36" Blade	39454		6463BR
5288-3100			
Blade; W/42" Blade; W/53" Belt O.C.			6853
Blade; W/42" Blade; W/98" Belt O.C.			6898
Trans.; W/42" Blade	39454		6463BR
5288-3300; 5288-3400; 5288-3500; 5288-3600			
Blade; W/36" Blade	48044		6454BR
Trans.; W/36" Blade	39454		6463BR
5288-3700			
Blade; W/36" Blade			6971
Trans.; W/36" Blade	39454		6463BR

Belts for Riding Mowers

Application	OEM No.	Standard Belts	Premium Belts
NOMA - Continued			
5288-3800; 5288-4000			
Blade; W/36" Blade	48044		6454BR
Trans.; W/36" Blade	39454		6463BR
5288-4100			
Trans.; W/42" Blade	29454		6463BR
5288-4200; 5288-4300			
Blade; W/36" Blade	48044		6454BR
Trans.; W/36" Blade	39454		6463BR
5288-4400			
Trans.; W/42" Blade	29454		6463BR
5288-4500; 5288-4700			
Blade; W/36" Blade	48044		6454BR
Trans.; W/36" Blade	39454		6463BR
5288-4800			
Trans.; W/42" Blade	29454		6463BR
5288-4900; 5288-5000			
Blade; W/36" Blade			6971
Trans.; W/36" Blade	39454		6463BR
5288-5100; 5288-5101; 5288-5102			
Blade; W/36" Blade	48044		6454BR
Trans.; W/36" Blade	39454		6463BR
5288-5200			
Trans.; W/42" Blade	29454		6463BR
5288-5500; 5288-5501			
Blade; W/36" Blade	48044		6454BR
Trans.; W/36" Blade	52467		6887
5288-5600			
Blade; W/36" Blade			6971
Trans.; W/36" Blade	52467		6887
5288-5700; 5288-5701; 5288-5800; 5288-5801			
Trans.; W/36" Blade	52467		6887
5288-6200; 5288-6201			
Blade; W/36" Blade	48044		6454BR
Trans.; W/36" Blade	39454		6463BR
5288-6300			
Trans.; W/42" Blade	39454		6463BR
5288-6400			
Blade; W/36" Blade	48044		6454BR
Trans.; W/36" Blade	39454		6463BR
5288-6500			
Trans.; W/42" Blade	29454		6463BR
5288-9100			
Blade; W/36" Blade	48044		6454BR
Trans.; W/36" Blade	39454		6463BR
5289-0000; 5289-0100			
Blade; W/32" Blade			6863
Trans.; W/32" Blade			6856
5289-0200			
Blade; W/32" Blade	45186		6863
Trans.; W/32" Blade			6856
5289-0300			
Blade; W/32" Blade			6863
Trans.; W/32" Blade			6856
5289-0400; 5289-0500; 5289-0700; 5289-0800;			
5289-1200; 5289-1400; 5289-1500			
Blade; W/32" Blade	45186	2630	
Trans.; W/32" Blade			6856
5289-1600; 5289-1700; 5289-1800; 5289-1900;			
5289-2000; 5289-2100; 5289-2300; 5289-2500;			
5289-2600; 5289-2601			
Blade; W/32" Blade	47390		6871
Trans.; W/32" Blade			6856
5289-2800; 5289-2900; 5289-3000; 5289-3100;			
5289-3200; 5289-3300; 5289-3400; 5289-3401;			
5289-3600; 5289-3700			
Blade; W/32" Blade	47390		6871
Trans.; W/32" Blade			6856

Application	OEM No.	Standard Belts	Premium Belts
NOMA - Continued			
5289-3800; 5289-4000; 5289-4100; 5289-4200;			
5289-4201; 5289-4300; 5289-4301; 5289-4500;			
5289-4501; 5289-4600			
Blade; W/32" Blade	47390		6871
Trans.; W/32" Blade			6856
5289-4700; 5289-5100; 5289-5101; 5289-5102			
Blade; W/32" Blade	47390		6871
Trans.; W/32" Blade			6856
5289-5200			
Blade; W/32" Blade	45186	2630	
Trans.; W/32" Blade			6856
5289-5400			
Blade; W/32" Blade	47390		6871
Trans.; W/32" Blade			6856
5289-5500; 5289-5600			
Blade; W/32" Blade	45186	2630	
Trans.; W/32" Blade			6856
5289-5700; 5289-9100			
Blade; W/32" Blade	47390		6871
Trans.; W/32" Blade			6856
5290-0000; 5290-1100; 5290-1200; 5290-1300;			
5290-2000; 5290-2100			
Blade; W/32" Blade	42846		6850
Trans.; W/32" Blade	42858	2390	
5293-0000; 5293-2000			
Blade; W/32" Blade	42881		6971
Trans.; W/32" Blade	42858	2390	
5294-0200; 5294-0300; 5294-0400; 5294-0600			
Blade; W/32" Blade	45186	2630	
Trans.; W/32" Blade			6841
5294-0900			
Blade; W/32" Blade	47611		6463BR
Trans.; W/32" Blade			6841
5294-1700; 5294-1800; 5294-2000; 5294-2100;			
5294-2200; 5294-2300			
Blade; W/32" Blade	47611		6463BR
Trans.; W/32" Blade	51855		6841
5296-0000; 5296-0200			
Blade; W/32" Blade			6971
Trans.; W/32" Blade	39454		6463BR
5296-0300			
Blade; W/32" Blade	47611		6463BR
Trans.; W/32" Blade			6841
5296-0400			
Blade; W/32" Blade			6971
Trans.; W/32" Blade	39454		6463BR
5296-0700; 5296-0800			
Blade; W/32" Blade	46466		6983
Trans.; W/32" Blade	39454		6463BR
5296-0900; 5296-1000; 5296-1200			
Blade; W/32" Blade	48044		6454BR
Trans.; W/32" Blade	39454		6463BR
5297-0000; 5297-0100; 5297-0200; 5297-0300;			
5297-0400; 5297-0500			
Blade; W/42" Blade	44313		6852
Trans.; W/88" Belt O.C.; W/42" Blade	39454		6463BR
Trans.; W/98" Belt O.C.; W/42" Blade			6898
5297-0600; 5297-0700; 5297-1000; 5297-1100;			
5297-1200; 5297-1300			
Blade; W/53" Belt O.C.; W/42" Blade			6853
Blade; W/98" Belt O.C.; W/42" Blade			6898
Trans.; W/42" Blade	39454		6463BR
5298-5201			
Blade; W/42" Blade	47390		6871
Trans.; W/42" Blade			6856
5299-0000			
Blade; W/42" Blade	47201		6825
P.T.O.; W/42" Blade	47200		6829
8897			
Blade			6975

Belts for Riding Mowers

Application	OEM No.	Standard Belts	Premium Belts
NOMA - Continued			
8897 - Continued			
Trans.	54758		6551BR
50336			
Trans.; W/24" Blade	29798		6827
50337-3			
Blade; W/24" Blade	30997		6847
Trans.; W/24" Blade	31053		6827
50347-1; 50347-3; 50349-4			
Blade; W/24" Blade	30998		6842
Trans.; W/24" Blade	31053		6827
503371			
Blade; W/24" Blade	30997		6847
Trans.; W/24" Blade	31053		6827
A2650-010			
Blade; W/26" Blade	309715		6844
Trans.; W/26" Blade	300575		6836
A3008-000			
Trans.; W/30" Blade	54758		6551BR
Trans.; W/8 H.P. Eng.; W/30" Deck	54758		6551BR
A3008-020			
Trans.; W/30" Blade	54758		6551BR
A3210-000; A3210-001; A3280-000			
Blade; W/32" Blade	300747		6869
Trans.; W/32" Blade	300575		6836
A3280-020			
Deck	300747		6869
A3554-040			
Blade; W/36" Blade	302289		6974
Trans.; W/36" Blade	54758		6551BR
A3601-000; A3601-040			
Blade; W/36" Blade	305698		6873
Trans.; W/36" Blade	300575		6836
A3610-000; A3611-000			
Deck	58170		6675BR
Trans.	54758		6551BR
A3611-000-020			
Blade			6975
Trans.	54758		6551BR
A3611-020; A3612-000			
Deck	58170		6675BR
A3612-000-010			
Blade			6975
Trans.	54758		6551BR
A3612-010			
Deck	58170		6675BR
A3812-000; A3812-001; A3812-010			
Deck	300680		6408BR
Drive	54758		6551BR
A3812-020			
Deck			6978
Trans.			6885
A3812-030; A3812-040; A3812-050; A3812-060; A3812-061			
Deck	300680		6408BR
Drive	54758		6551BR
A3912-000; A3912-011; A3912-020; A3912-021; A3912-030; A3912-031; A3912-060; A3912-080; A3912-090; A3912-110			
Deck	300680		6408BR
Drive	57214		6775BR
A3912-111; A3914-000; A3916-000			
Deck	300680		6408BR
Drive	57214		6775BR
A3917-000			
Deck			6978
Trans.			6885

Application	OEM No.	Standard Belts	Premium Belts
NOMA - Continued			
A4012-000; A4012-030; A4012-100; A4012-110; A4012-140; A4012-150; A4016-020; A4016-030; A4016-040			
Deck	48044		6454BR
A4514-000; A4514-010; A4514-020; A4516-020			
Cross Deck	300142		6741
Deck	300680		6408BR
Drive	57214		6775BR
A4518-010			
Cross Deck	300142		6741
Deck	300680		6408BR
Drive	57556		6889
A4518-030; A4518-031			
Cross Deck	300142		6741
Deck	58170		6675BR
Trans.	57556		6889
A4518-060; A4518-061			
Cross Deck	300142		6741
Deck	58170		6675BR
Trans.			6885
A4518-080; A4518-081			
Cross Deck	300142		6741
Deck	58170		6675BR
A4618-010			
Trans.; W/18 H.P. Eng.; W/45" Deck	57556		6889
B3010-000; B3080-020			
Trans.; W/30" Blade	300575		6836
B3201-010; B3201-020; B3201-030; B3210-000; B3211-000			
Blade; W/32" Blade	300747		6869
Trans.; W/32" Blade	300575		6836
B3583-230			
Cross Deck	300142		6741
Deck	58170		6675BR
Trans.	302719		6891
B3601-000; B3601-040; B3601-060			
Blade; W/36" Blade	305698		6873
Trans.; W/36" Blade	300575		6836
B3610-120; B3610-130; B3812-000			
Deck	58170		6675BR
Trans.	54758		6551BR
B3812-010; B3812-020; B3812-040; B3812-050; B3812-060; B3812-080; B3812-090; B3812-100; B3812-120; B3812-130			
Deck	300680		6408BR
Drive	54758		6551BR
B3812-140; B3812-150; B3812-160; B3812-170; B3812-180; B3812-190; B3812-200; B3812-210; B3812-220; B3812-230			
Deck	300680		6408BR
Drive	54758		6551BR
B3912-000; B3912-010; B3912-020; B3912-120			
Deck	300680		6408BR
Drive	57214		6775BR
B3912-140			
Deck	300680		6408BR
Drive	314120		6887
B3912-160; B3912-210			
Deck	300680		6408BR
Drive	57214		6775BR
B3912-230			
Deck	300680		6408BR
Drive	54758		6882
B3916-000			
Blade	305667		6976
Trans.	302719		6891
B3918-010			
Deck	300680		6408BR
Drive	57214		6775BR

Belts for Riding Mowers

Application	OEM No.	Standard Belts	Premium Belts
NOMA - Continued			
B4012-000; B4012-140; B4012-170; B4012-180; B4012-190; B4013-020; B4013-030; B4014-130; B4016-020	Deck48044		6454BR
B4212-000; B4212-010; B4314-010; B4314-040	Trans.; W/43" Blade		6885
B4514-010	Cross Deck300142 Deck300680 Drive57214		6741 6408BR 6775BR
B4516-000	Cross Deck300142 Deck300680 Drive302719		6741 6408BR 6891
B4518-010	Cross Deck300142 Deck300680 Drive57556		6741 6408BR 6889
B4518-030	Cross Deck300142 Deck300680 Drive314120		6741 6408BR 6887
B4518-040	Cross Deck300142 Deck58170		6741 6675BR
B4518-050	Cross Deck300142 Deck300680 Drive57556		6741 6408BR 6889
B4518-060	Cross Deck300142 Deck58170 Trans.		6741 6675BR 6885
B4518-070; B4518-071	Cross Deck300142 Deck58170 Trans.		6741 6675BR 6975
B4518-080	Deck58170 Trans.302719		6675BR 6891
B4518-100; B4518-130	Cross Deck300142 Deck300680 Drive302719		6741 6408BR 6891
B4614-000; B4616-030; B4616-070; B4618-021	Blade; W/43" Blade302291 Trans.; W/43" Blade303241		6964 6890
C3011-020; C3012-000; C3012-020	Blade; W/30" Blade		6854
	Trans.; W/30" Blade54758		6551BR
C3601-000; C3601-020	Blade; W/36" Blade320534		6874
C3612-010	Deck58170 Trans.54758		6675BR 6551BR
C3812-00T; C3812-010; C3812-050; C3812-060; C3912-000; C3912-010; C3912-060; C3912-090; C3912-110; C3912-120	Deck300680 Drive54758		6408BR 6551BR
C3912-130; C3912-150	Deck300680 Drive54758		6408BR 6551BR
C3912-200; C3912-400; C3913-000	Deck300680 Drive314120		6408BR 6887
C4012-010	Blade; W/40" Blade319005 Trans.; W/40" Blade		6981 6887

Application	OEM No.	Standard Belts	Premium Belts
NOMA - Continued			
C4012-020; C4012-050; C4013-000; C4013-010; C4013-020; C4013-050	Deck48044		6454BR
C4136-020; C4136-040; C4212-000; C4213-000; C4213-01T	Blade; W/38" Blade318372 Trans.; W/38" Blade		6702BR 6887
C4214-00T	Blade; W/42", 43" Blade318372 Trans.; W/42", 43" Blade314572		6702BR 6880
C4312-000; C4312-040	Blade; W/38" Blade318372 Trans.; W/38" Blade		6702BR 6887
C4313-000; C4313-030; C4313-051	Blade; W/42", 43" Blade318372 Trans.; W/42", 43" Blade314572		6702BR 6880
C4314-051; C4318-000; C4318-020	Blade; W/38" Blade318372 Trans.; W/38" Blade		6702BR 6887
C4318-030; C4318-040	Blade; W/42", 43" Blade318372 Trans.; W/42", 43" Blade314572		6702BR 6880
C4614-030; C4614-030X; C4614-031; C4616-03T	Blade; W/46" Blade321206 Trans.; W/46" Blade		6845 6887
C4618-02T	Blade; W/46" Blade321206 Trans.; W/46" Blade314572		6845 6880
C4618-040; C4618-050	Blade; W/46" Blade321206 Trans.; W/46" Blade302719		6845 6891
D3011-050	Trans.; W/30" Blade300575		6836
D3554-021	Blade; W/38", 39" Blade		6978
	Trans.; W/38", 39" Blade54758		6551BR
D3554-031; D3554-032	Deck300680 Drive54758		6408BR 6551BR
D3601-000; D3601-020	Blade; W/36" Blade320534 Trans.; W/36" Blade300575		6874 6836
D3812-000; D3812-030; D3812-040; D3813-000	Deck300680 Drive54758		6408BR 6551BR
D3912-000	Deck300680 Drive314120		6408BR 6887
D3912-010; D3912-040; D3912-060; D3912-070; D3912-071	Deck300680 Drive54758		6408BR 6551BR
D3912-110	Deck300680 Drive326932		6408BR 6876
D3912-150	Deck300680 Drive314572		6408BR 6880
D3912-160; D3912-170	Deck300680 Drive314120		6408BR 6887
D3912-171	Blade; W/38", 39" Blade		6978
	Trans.; W/38", 39" Blade54758		6551BR
D3912-190	Deck300680 Drive54758		6408BR 6551BR

Belts for Riding Mowers

Application	OEM No.	Standard Belts	Premium Belts
NOMA - Continued			
D3912-210			
Deck	300680		6408BR
D3913-000			
Deck	300680		6408BR
Drive	314120		6887
D4013-020			
Deck	48044		6454BR
D4013-060			
Blade; W/40" Blade	319005		6981
Trans.; W/40" Blade	314572		6880
D4213-000			
Blade; W/42", 43" Blade	305148		6983
D4213-020			
Blade; W/42", 43" Blade	305148		6983
Trans.; W/42", 43" Blade	54758		6551BR
D4214-000			
Blade; W/42", 43" Blade	318372		6702BR
Trans.; W/42", 43" Blade	314572		6880
D4214-060			
Blade; W/43" Blade	318372		6702BR
Trans.; W/43" Blade			6887
D4313-020			
Blade; W/42", 43" Blade	305148		6983
Trans.; W/42", 43" Blade	54758		6551BR
D4313-030; D4313-040			
Blade; W/42", 43" Blade	305148		6983
D4313-050			
Blade; W/42", 43" Blade	305148		6983
Trans.; W/42", 43" Blade	54758		6551BR
D4313-070; D4313-080			
Blade; W/42", 43" Blade	318372		6702BR
Trans.; W/42", 43" Blade	314572		6880
D4313-090			
Blade; W/42", 43" Blade	305148		6983
Trans.; W/42", 43" Blade	54758		6551BR
D4314-060			
Blade; W/43" Blade	314108		6537BR
Trans.; W/43" Blade	314572		6880
D4314-090			
Blade; W/42", 43" Blade	318372		6702BR
Trans.; W/42", 43" Blade	314572		6880
D4315-000			
Blade; W/43" Blade	314108		6537BR
Trans.; W/43" Blade			6887
D4316-000			
Blade; W/42", 43" Blade	318372		6702BR
Trans.; W/42", 43" Blade	314572		6880
D4318-000; D4318-030; D4318-040; D4318-050			
Blade; W/43" Blade	318372		6702BR
Trans.; W/43" Blade			6887
D4318-060			
Blade; W/43" Blade	314108		6537BR
Trans.; W/43" Blade			6887
D4618-000; D4618-020			
Blade; W/46" Blade	321206		6845
Trans.; W/46" Blade	302719		6891
DYK117B88			
Blade; W/39" Blade			6978
Trans.; W/39" Blade			6885
DYK700FA98			
Blade; W/26", 32" Blade	300747		6869
Trans.; W/26", 32" Blade	300575		6836
DYK7003A98			
Blade; W/26", 32" Blade	300749		6847
Trans.; W/26", 32" Blade	300575		6836
DYK7007B88			
Deck	300680		6408BR
Drive	57214		6775BR

Application	OEM No.	Standard Belts	Premium Belts
NOMA - Continued			
DYK7021A98			
Cross Deck	300142		6741
Deck	300680		6408BR
Drive	57556		6899
DYK7117A88; DYK7117A98; DYK7117B88			
Deck	300680		6408BR
Drive	57214		6775BR
DYK7121A98			
Cross Deck	300142		6741
Deck	300680		6408BR
Drive	57556		6889
E3812-100; E3912-000; E3912-020; E3912-030; E3912-060			
Deck	300680		6408BR
Drive	54758		6551BR
E3912-400			
Deck	300680		6408BR
Drive	314572		6880
E3913-030			
Deck	300680		6408BR
Drive	326932		6876
F3912-000; F3912-020; F3912-030; F3912-040; F3912-050			
Deck	300680		6408BR
Drive	54758		6551BR
F3912-090			
Deck	300680		6408BR
Drive	338017		6885
F3912-100			
Deck	300680		6408BR
Drive	54758		6551BR
G3912-000; G3912-010; G3912-030; G3912-040			
Deck	300680		6408BR
Drive	338017		6885
LT1443			
Blade; W/14 H.P. Eng.	48044		6454BR
Trans.; W/14 H.P. Eng.	50737		6884
LT-1239 (A3912-000)			
Trans.; W/12 H.P. Eng.			6884
Belt; W/39" Deck; W/12 H.P. Eng.			6978
LTI-1646 (A4616-00)			
Blade; W/16 H.P. Eng.	48044		6454BR
Trans.; W/16 H.P. Eng.	50737		6884
LX-1240 (A4012-020)			
Blade; W/12 H.P. Eng.	48044		6454BR
LX-1340 (A4012-010)			
Blade; W/12.5 H.P. Eng.	48044		6454BR
Trans.; W/12.5 H.P. Eng.	50737		6884
LXI-1440 (A4014-000)			
Blade; W/14 H.P. Eng.	48044		6454BR
Trans.; W/14 H.P. Eng.	50737		6884
MOM6052A09			
Deck	37X12		6449BR
Motion Drive	37X65		6453BR
MOM6084A09; MOM6107A49; MOM6115A59; MOM6115A89			
Motion Drive	37X65		6453BR
NOP711A09			
Blade; W/39" Blade			6978
Trans.; W/39" Blade			6885
NOP1720A19			
Blade; W/36" Blade			6975
Trans.; W/36" Blade	54758		6551BR
NOP7117A09; NOP7117A19			
Deck	300680		6408BR
Drive	57214		6775BR
NOP7120A19			
Deck	58170		6675BR

Belts for Riding Mowers

Lawn & Garden Equipment

Application	OEM No.	Standard Belts	Premium Belts
NOMA - Continued			
NOP7122A19			
Deck	300680		6408BR
Drive	54758		6551BR
NOP8184A09; NOP8184A19			
Cross Deck	300142		6741
Deck	300680		6408BR
Drive	57556		6889
NOP9122A19			
Deck	300680		6408BR
Drive	314120		6887
NOP9128A19			
Blade; W/42" Blade	314108		6537BR
Trans.; W/42" Blade	314572		6880
NOP9145A09			
Deck	48044		6454BR
Drive	303241		6890
XL830			
Deck; W/39" Blade	L450		6850
OKLAHOMA TIRE & SUPPLY			
3-3033X6; 3-3043X6			
Blade	20555		6841
Deck			6848
Trans.	20716		6837
3-3233X6; 4-3233X6			
Blade	21059		6844
Deck	21058		6863
Trans.	20716		6837
5-2513; 5-2513X6			
Blade	20717		6856
Trans.	20716		6837
5-3033X6			
Blade	20555		6841
Deck			6848
Trans.	20716		6837
6-2513; 6-2513X6			
Blade	20717		6856
Trans.	20716		6837
6-3033X6			
Blade	20555		6841
Deck			6848
Trans.	20716		6837
6-3666; 6-3667; 7-3666; 7-3667			
Blade			6846
Deck	21649		6449BR
Trans.	21615		6895
45-340-1			
Gen.	7540134		7330
45-345-9			
P.T.O.	7540165		6834
47-200			
Blade	7540138	3500	6950
Trans.	7540198		6451BR
47-201			
Blade	7540167		6964
Trans.	7540198		6451BR
47-202			
Blade	7540151		6967
Trans.	7540136		6931
Variable Speed	7540138	3500	6950
47-206			
Blade	7540145		6488BR
Trans.	7540226		6551BR
47-215; 47-215-1			
Blade	7540188		6951
Trans.	7540101		6517BR
47-244-0			
J.S.	7540245		6859
Trans.	7540244		6840

Application	OEM No.	Standard Belts	Premium Belts
OKLAHOMA TIRE & SUPPLY - Continued			
130-350			
Blade	7540107		6830
Trans.	7540936		6847
130-360			
Blade	7540138	3500	6950
Trans.	7540101		6517BR
130-380			
Blade	7540145		6488BR
Drive	7540147	3520	6952
Trans.	7540136		6931
130-410			
Blade	7540138	3500	6950
Trans.	7540101		6517BR
130-415			
Blade	7540147	3520	6952
Trans.	7540136		6931
Variable Speed	7540135		6925
130-420; 130-430			
Blade	7540127		6966
Trans.	7540136		6931
Variable Speed	7540135		6925
130-460; 130-470			
Blade	7540118		6963
Trans.	7540937	3590	6959
130-490			
Blade	7540145		6488BR
Drive	7540147	3520	6952
Trans.	7540136		6931
131-340			
Blade	7540107		6830
Trans.	7540936		6847
131-360; 131-412			
Blade	7540138	3500	6950
Trans.	7540101		6517BR
131-418			
Blade	7540147	3520	6952
Trans.	7540136		6931
Variable Speed	7540135		6925
131-425; 131-435			
Blade	7540127		6966
Trans.	7540136		6931
Variable Speed	7540135		6925
131-480; 131-485; 131-490; 131-495			
Blade	7540145		6488BR
Drive	7540147	3520	6952
Trans.	7540136		6931
132-360			
Blade	7540107		6830
Trans.	7540936		6847
132-410			
Blade	7540138	3500	6950
Trans.	7540101		6517BR
132-418			
Blade	7540147	3520	6952
Trans.	7540136		6931
Variable Speed	7540135		6925
132-425			
Blade	7540127		6966
Trans.	7540136		6931
Variable Speed	7540135		6925
132-495			
Blade	7540145		6488BR
Trans.	7540136		6931
Variable Speed	7540138	3500	6950
133-360			
Blade	7540107		6830
Trans.	7540936		6847
133-380; 133-390			
Blade	7540138	3500	6950
Trans.	7540198		6451BR

Belts for Riding Mowers

Application	OEM No.	Standard Belts	Premium Belts
OKLAHOMA TIRE & SUPPLY - Continued			
133-404; 133-410			
Blade	7540138	3500	6950
Trans.	7540101		6517BR
133-420			
Blade	7540147	3520	6952
Trans.	7540136		6931
Variable Speed	7540135		6925
133-485			
Blade	7540151		6967
Trans.	7540127		6966
134-380			
Blade	7540138	3500	6950
Trans.	7540198		6451BR
134-410			
Blade	7540138	3500	6950
Trans.	7540101		6517BR
134-420			
Blade	7540147	3520	6952
Trans.	7540136		6931
Variable Speed	7540135		6925
134-460; 134-465			
Blade	7540151		6967
Trans.	7540136		6931
Variable Speed	7540138	3500	6950
135-380A; 135-385A			
Blade	7540138	3500	6950
Trans.	7540198		6451BR
135-390A; 135-395A			
Blade	7540167		6964
Trans.	7540198		6451BR
135-410			
Blade	7540138	3500	6950
Trans.	7540101		6517BR
135-465A			
Blade	7540151		6967
Trans.	7540136		6931
Variable Speed	7540138	3500	6950
136-380A; 136-385A			
Blade	7540138	3500	6950
Trans.	7540198		6451BR
136-390A; 136-395A			
Blade	7540167		6964
Trans.	7540198		6451BR
136-400A			
Blade	7540188		6951
Trans.	7540101		6517BR
136-460A; 136-465A			
Blade	7540151		6967
Trans.	7540136		6931
Variable Speed	7540138	3500	6950
136-504			
Variator	7540240		6511BR
137-380A; 137-385; 137-385A			
Blade	7540138	3500	6950
Trans.	7540198		6451BR
137-390; 137-390A; 137-395; 137-395A			
Blade	7540167		6964
Trans.	7540198		6451BR
137-400; 137-400A			
Blade	7540188		6951
Trans.	7540101		6517BR
137-404			
Blade	7540138	3500	6950
Trans.	7540101		6517BR
137-460; 137-460A; 137-465; 137-465A			
Blade	7540151		6967
Trans.	7540136		6931
Variable Speed	7540138	3500	6950
140-659			
Deck	7540113	3480	6948

Application	OEM No.	Standard Belts	Premium Belts
OKLAHOMA TIRE & SUPPLY - Continued			
140-659 - Continued			
Gen.	7540134		7330
Trans.	7540112	3800	6980
140-660			
Gen.	7540134		7330
Trans.	7540112	3800	6980
140-669			
Deck	7540113	3480	6948
Gen.	7540134		7330
Trans.	7540112	3800	6980
140-760			
Blade	7540125		6428BR
P.T.O.	7540123		3V335
140-960			
P.T.O.	7540165		6834
Trans.	7540124		6857
141-669			
Deck	7540113	3480	6948
Gen.	7540134		7330
Trans.	7540112	3800	6980
141-760; 141-960			
Blade	7540125		6428BR
P.T.O.	7540123		3V335
142-960; 143-960			
P.T.O.	7540165		6834
Trans.	7540124		6857
144-672			
Blade	7540184		6852
Deck	7540180		6510BR
Trans.	7540182	3810	6981
144-990			
Gen.	7540131		6671BR
P.T.O.	7540165		6834
Trans.	7540124		6857
145-660A; 145-672A; 145-760A			
Deck	7540180		6510BR
Gen.	7540134		7330
Trans.	7540182	3810	6981
145-990A			
Gen.	7540131		6671BR
P.T.O.	7540165		6834
Trans.	7540124		6857
147-650; 147-660; 148-650; 148-659; 148-660; 148-669; 149-659; 149-669			
Gen.	7540134		7330
Trans.	7540112	3800	6980
OUR OWN HARDWARE			
130-400			
Blade	7540188		6951
Trans.	7540101		6517BR
130-410			
Blade	7540138	3500	6950
Trans.	7540101		6517BR
130-420; 130-430			
Blade	7540127		6966
Drive; W/25" Belt O.C.	7540135		6925
Drive; W/31" Belt O.C.	7540136		6931
130-460			
Blade	7540118		6963
Trans.	7540937	3590	6959
130-466			
Blade	7540151		6957
Deck	7540138	3500	6950
Traction	7540136		6931
130-470			
Blade	7540118		6963
Trans.	7540937	3590	6959
130-480			
Blade	7540145		6488BR
Drive; W/31" Belt O.C.	7540136		6931

Lawn & Garden Equipment

Belts for Riding Mowers

Application	OEM No.	Standard Belts	Premium Belts	Application	OEM No.	Standard Belts	Premium Belts
OUR OWN HARDWARE - Continued				OUR OWN HARDWARE - Continued			
130-480 - Continued				135-402			
Drive; W/52" Belt O.C.	7540147	3520	6952	Blade	7540188		6951
130-498				Drive; W/31" Belt O.C.	7540136		6931
Blade	7540145		6488BR	135-430			
Trans.	7540226		6551BR	Blade	7540127		6966
130-780				Drive; W/25" Belt O.C.	7540135		6925
Deck	7540230		6755BR	Drive; W/31" Belt O.C.	7540136		6931
Drive	7540245		6859	135-445			
Transaxle	7540255		6837	Blade	7540200		6848
130-796				Trans.	7540178	3820	6982
Blade	7540198		6451BR	135-465			
Trans.	7540207		6842	Blade	7540151		6957
131-412				Deck	7540138	3500	6950
Blade	7540138	3500	6950	Traction	7540136		6931
Trans.	7540101		6517BR	135-497			
131-452; 131-453				Blade	7540145		6488BR
Blade	7540127		6966	Drive; W/37" Belt O.C.	7540173	3370	6937
Drive; W/25" Belt O.C.	7540135		6925	Drive; W/65" Belt O.C.	7540191		6865
Drive; W/31" Belt O.C.	7540136		6931	136-390			
131-480; 131-490				Blade	7540167		6964
Blade	7540145		6488BR	Trans.	7540198		6451BR
Drive; W/31" Belt O.C.	7540136		6931	136-435			
Drive; W/52" Belt O.C.	7540147	3520	6952	Blade	7540127		6966
132-380				Drive; W/25" Belt O.C.	7540135		6925
Blade	7540138	3500	6950	Drive; W/31" Belt O.C.	7540136		6931
Trans.	7540164	2630	6863	136-497			
132-425; 132-435				Blade	7540145		6488BR
Blade	7540127		6966	Drive; W/37" Belt O.C.	7540173	3370	6937
Drive; W/25" Belt O.C.	7540135		6925	Drive; W/65" Belt O.C.	7540191		6865
Drive; W/31" Belt O.C.	7540136		6931	136-525			
132-480; 132-485				Blade	7540195		6854
Blade	7540151		6957	Trans.	7540198		6451BR
Deck	7540138	3500	6950	138-465			
Traction	7540136		6931	Blade	7540151		6957
133-420				Deck	7540138	3500	6950
Blade	7540147	3520	6952	Traction	7540136		6931
Trans.	7540136		6931	138-497			
Variable Speed	7540135		6925	Blade	7540145		6488BR
133-440				Transaxle	7540226		6551BR
Blade	7540178	3820	6982	138-796			
Trans.	7540179		6950	Blade	7540198		6451BR
133-470				Transaxle	7540207		6842
Blade	7540151		6967	140-660			
Trans.	7540127		6966	Gen.	7540134		7330
133-495				Trans.	7540112	3800	6980
Blade	7540145		6488BR	140-960			
Drive	7540127		6966	P.T.O.	7540123		3V335
134-390; 134-395				Trans.	7540124		6857
Drive	7540164	2630	6863	144-660			
134-402				Blade	7540184		6852
Blade	7540188		6951	Deck	7540180		6510BR
Drive; W/31" Belt O.C.	7540136		6931	Gen.	7540134		7330
134-430				Trans.	7540182	3810	6981
Blade	7540127		6966	144-860			
Drive; W/25" Belt O.C.	7540135		6925	P.T.O.	7540165		6834
Drive; W/31" Belt O.C.	7540136		6931	Trans.	7540124		6857
134-455; 134-465				144-990			
Blade	7540178	3820	6982	P.T.O.	7540165		6834
Drive	7540185		6849	145-672			
134-504				Blade	7540184		6852
Eng. To Deck	7540264		6639BR	Deck	7540180		6510BR
Primary Variator	7540241		6494BR	Gen.	7540134		7330
Secondary Variator	7540240		6511BR	Trans.	7540182	3810	6981
134-698				145-834			
Blade	7540145		6488BR	Eng. To J.S.	7540245		6859
Trans.	7540266		6775BR	J.S. To Trans.	7540244		6840
135-390; 135-395				145-990			
Blade	7540167		6964	Gen.	7540169		7355
Trans.	7540198		6451BR	P.T.O.	7540165		6834

Belts for Riding Mowers

Application	OEM No.	Standard Belts	Premium Belts	Application	OEM No.	Standard Belts	Premium Belts
OUR OWN HARDWARE - Continued				PENNEYS - Continued			
146-760				1422			
Trans.	7540182		6981	Blade	7540151		6967
146-834				Eng. To Pulley	7540138	3500	6950
Blade	7540293		6501BR	Pulley To Trans.	7540136		6931
Deck	7540230		6755BR	1424			
Eng. To J.S.	7540245		6859	Blade; W/50" Belt O.C.	7540138	3500	6950
J.S. To Trans.	7540244		6840	Blade; W/64" Belt O.C.	7540167		6964
146-990				Drive	7540164	2630	6863
Gen.	7540169		7355	1426			
P.T.O.	7540165		6834	Belt; W/31" Belt O.C.	40591	2310	6831
PANZER				Belt; W/44" Belt O.C.	41454	3440	6944
1107; 1110R				1427			
Trans.	74207	3340	6934	Blade	7540118		6963
T50; T60; T65; T70; T70B; T70BES; T75				Trans.	7540115	3610	6961
Belt; W/34" Belt O.C.	T50167	3340	6934	1427A; 1427B; 1427C			
T102; T110; T115; T120; T205; T210; T215; T220				Blade	7540118		6963
Belt; W/38" Belt O.C.	T10234	3380	6938	Trans.	7540937	3590	6959
T707ES; T707ESL; T758ES				1429			
Belt; W/34" Belt O.C.	T50167	3340	6934	Blade	7540127		6966
PENNEYS				Trans.; W/25" Belt O.C.	7540135		6925
143-860; 143-960; 143-990				Trans.; W/31" Belt O.C.	7540136		6931
Clutch	7540124		6857	1430			
P.T.O.	7540165		6834	Blade	21058		6863
144-672; 144-760				Cross Drive	21059		6844
Gen.	7540134		7330	Drive	20715		6837
144-960; 144-990				1430A			
Clutch	7540124		6857	Blade	20558		6864
P.T.O.	7540165		6834	Cross Drive			6846
0274				Drive	20716		6837
Deck	7540342		6866	1431			
1214				Blade	7540151		6967
Clutch	7106		6822	Drive	7540147	3520	6952
Drive	7206		6829	Trans.	7540136		6931
1400; 1401				1432			
Blade	7540107		6830	Blade	7540145		6488BR
Trans.	7540936		6847	Eng. To Pulley	7540138	3500	6950
1407; 1407B				Pulley To Trans.	7540136		6931
Belt; W/25" Belt O.C.	8672B		6825	1433			
Belt; W/31" Belt O.C.	9407B		6831	Blade	20558		6864
1408				Cross Drive			6846
Belt; W/25" Belt O.C.	8672B		6825	Drive	20716		6837
Belt; W/29" Belt O.C.	8671B		6829	1434			
1409				Blade	7540113	3480	6948
Blade	20717		6856	Drive	754112	3800	6980
Drive	20715		6837	Gen.	7540134		7330
1409A; 1410				1435; 1435A			
Blade	20717		6856	Blade	R310		6825
Drive	20716		6837	Drive	R240		6829
1411; 1412				1436			
Blade	20556		6848	Belt; W/31" Belt O.C.	40591	2310	6831
Cross Drive	20555		6841	Belt; W/44" Belt O.C.	41454	3440	6944
Drive	20716		6837	1437; 1437A			
1414				Blade	7540113	3480	6948
Blade; W/50" Belt O.C.	7540138	3500	6950	Drive	754112	3800	6980
Blade; W/64" Belt O.C.	7540167		6964	Gen.	7540134		7330
Drive	7540164	2630	6863	1439; 1439A			
1415; 1415A				Blade	7540118		6963
Clutch	7106		6822	Gen.	7540134		7330
Drive	7206		6829	Trans.	7540937	3590	6959
1417; 1418; 1419; 1419A				1440; 1440A			
Belt; W/25" Belt O.C.	8672B		6825	Blade	7540145		6488BR
Belt; W/29" Belt O.C.	8671B		6829	Drive	7540147	3520	6952
1421				Trans.	7540136		6931
Blade	7540151		6967	1447			
Drive	7540147	3520	6952	Blade	7540113	3480	6948
Trans.	7540136		6931	Drive	754112	3800	6980
				Gen.	7540134		7330
				1448			
				Blade	7540113	3480	6948
				Drive	754112	3800	6980
				Gen.	7540134		7330

Belts for Riding Mowers

Application	OEM No.	Standard Belts	Premium Belts	Application	OEM No.	Standard Belts	Premium Belts
PENNEYS - Continued				PENNEYS - Continued			
1448 - Continued				1817			
Trans.	7540112	3800	6980	Drive	7540182	3810	6981
1448A; 1448B				1818			
Blade	7540113	3480	6948	Blade	7540151		6967
Drive	754112	3800	6980	Trans.	7540127		6966
Gen.	7540134		7330	1819			
1449				Blade	7540167		6964
Blade	7540113	3480	6948	Trans.	7540198		6451BR
Drive	754112	3800	6980	1820A; 1820B			
Gen.	7540134		7330	Blade	7540195		6854
Trans.	7540112	3800	6980	Drive	7540198		6451BR
1450				1821; 1822			
Blade; W/52" Belt O.C.	530050008		6952	Blade	21649		6449BR
Blade; W/57" Belt O.C.	530050009		6857	Drive	21615		6895
Main Drive	530050003		6851	1823; 1823A			
1459				Deck	7540180		6510BR
Blade	7540127		6966	Trans.	7540182	3810	6981
Drive	7540128		6935	1824; 1824A			
1760; 1770				Blade	21649		6449BR
Trans.	7540124	2570	6857	Drive	21615		6895
1800				1825; 1825A			
Blade	7540184		6852	Cross Deck	23749		6899
Deck	7540180		6510BR	Drive	23072		6843
Drive	7540182	3810	6981	Right Angle Drive	23098		6793BR
Gen.	7540134		7330	1827; 1827A; 1828; 1828A			
Trans.	7540182	3810	6981	Blade	7540145		6488BR
1801; 1801A				Drive	7540173	3370	6937
Drive	7540107		6830	Trans.	7540191		6865
Transaxle	7540936		6847	1829			
1802; 1803				Blade	23214		6859
Blade; W/25" Deck	7540138	3500	6950	Cross Drive	23223		6895
Drive	7540164	2630	6863	Drive	21615		6895
1804				1830			
Blade	7540151		6967	Clutch; W/34" Belt O.C.	174883		6834
Drive	7540138	3500	6950	Drive	174224		6866
Trans.	7540136		6931	Eng. To Deck	176439		6424BR
1805				Gen.	157524		7390
Blade	7540145		6488BR	Spindle	108209		6415BR
Drive	7540138	3500	6950	Trans.; W/53" Belt O.C.			6853
Trans.	7540136		6931	1831			
1805T				Blade	7540195		6854
Blade	7540151		6967	Drive	7540198		6451BR
Drive	7540138	3500	6950	1832			
Trans.	7540136		6931	Blade	7540107		6830
1807				Drive			6847
Blade	7540151		6967	Trans.	7540936		6847
Trans.	7540127		6966	1833			
1808				Blade	7540167		6964
Blade	7540145		6488BR	Trans.	7540198		6451BR
Trans.	7540173	3370	6937	1834			
1809				Cross Drive	23749		6899
Blade; W/52" Belt O.C.	7540184		6852	Drive	21615		6895
Deck			6954	1835			
Drive	7540182	3810	6981	Transaxle	7540226		6551BR
Trans.	7540180		6510BR	1839			
1810				Blade	7540167		6964
Blade; W/52" Belt O.C.	7540184		6852	Trans.	7540198		6451BR
Deck			6954	1841; 1842			
Drive	7540182	3810	6981	Blade	23882		A57
Trans.; W/54" Belt O.C.	7540180		6510BR	Cross Drive			6846
Trans.; W/81" Belt O.C.	7540182	3810	6981	Drive	23347		6882
1812				1844			
Blade; W/25" Deck	7540138	3500	6950	J.S.	7540245		6859
Drive	7540164	2630	6863	Trans.	7540244		6840
1814; 1814T				1845; 1846			
Blade	7540151		6967	Blade	7540145		6488BR
Trans.	7540127		6966	Trans.	7540226		6551BR
1815				1851; 1851A			
Blade	21649		6449BR	P.T.O.	7540165		6834
Cross Drive	21059		6844				
Drive	21615		6895				

Belts for Riding Mowers

Application	OEM No.	Standard Belts	Premium Belts
PENNEYS - Continued			
1852			
Belt; W/42" Deck	7540125		6428BR
Drive	7540124		6857
P.T.O.	7540165		6834
Starter/Gen.	7540169		7355
1853; 1853A			
Belt; W/42" Deck	7540125		6428BR
Belt; W/52" Deck	7540197		6604BR
P.T.O.	7540165		6834
Starter/Gen.	7540169		7355
1854			
J.S.	7540245		6859
Trans.	7540243		6846
1855			
Belt; W/45" Belt O.C.	7540212		6945
Belt; W/50" Belt O.C.	7540214		6850
Belt; W/63" Belt O.C.	7540227		6963
1856			
Drive	23098		6793BR
Right Angle Drive	23853		A41
1857			
Blade	7540230		6755BR
Drive	7540245		6859
J.S.	7540245		6859
Transaxle	7540244		6840
1858			
Deck; W/Optional 44" Deck	7540230		6755BR
Drive	7540245		6859
Transaxle	7540255		6837
1861			
Blade	7540145		6488BR
Trans.	7540266		6775BR
1863			
Blade	7540279		6965
Trans.	7540198		6451BR
1865			
Blade	7540145		6488BR
Trans.	7540266		6775BR
1880			
J.S.	7540245		6859
Trans.	7540244		6840
1900			
Blade	20717		6856
Drive	20716		6837
1901			
Blade	20556		6848
Cross Drive	20555		6841
Drive	20716		6837
1903			
Blade	7540178	3820	6982
Trans.	7540179		6950
1904; 1905; 1905A; 1906; 1907; 1907A; 1909			
Blade	20717		6856
Drive	20716		6837
1910			
Blade	21649		6449BR
Drive	20716		6837
1960; 1970			
Trans.	7540124	2570	6857
3797			
J.S.	7540245		6859
Trans.	7540244		6840
5081			
Deck	7540245		6859
Traction	7540177		6832
5107			
Variable Speed	7540245		6859
8866			
Traction	37X61		6452BR

Application	OEM No.	Standard Belts	Premium Belts
PENNEYS - Continued			
8867			
Blade	37X57		6498BR
Traction	37X33		6890
PENNSYLVANIA			
900; 900X			
Blade	74254		6852
Trans.	74238	2440	6844
906; 907R; 908X			
Blade	74255	2860	6886
Trans.	74243	2340	6834
71243-1; 71243A-1; 71243B-1; 71243C; 71243D; 71243E			
Rotary	7181		6836
PENN 88A; PENN 88AES; PENN 88ES			
Belt; W/33" Belt O.C.	74203		6833
POLORON			
323			
Blade	107364		6957
Trans.	107111		6942
383			
Blade	106709		6975
Trans.	116462		6863
Transaxle	116511		6894
528; 630; 730			
Blade	965503	2530	6853
Friction Drive	965500	2310	6831
4400M; 4401M; 4402M			
Blade	107604		6963
Trans.	107111		6942
5401M; 5402M; 5402Z			
Blade	106709		6975
Trans.	116462		6863
5403M			
Blade	106709		6975
5404M; 5404Z			
Blade	106709		6975
Trans.	116462		6863
5500M; 5501M			
Blade	116904		6963
Trans.	107111		6942
6501M; 6502M			
Blade	106709		6975
Trans.	116462		6863
6503M			
Blade	106709		6975
Transaxle	116511		6894
6504M; 6504Z			
Blade	106709		6975
Trans.	116462		6863
6600M; 6601M			
Blade	116904		6963
Trans.	107111		6942
7601M			
Blade	116991		6966
Trans.	107111		6942
8602M			
Blade	106709		6975
Trans.	116462		6863
8603M			
Blade	106709		6975
Transaxle	116511		6894
8604M			
Blade	106709		6975
Trans.	116462		6863
8605M			
Blade	106709		6975
Transaxle	116511		6894

Belts for Riding Mowers

Application	OEM No.	Standard Belts	Premium Belts	Application	OEM No.	Standard Belts	Premium Belts
POLORON - Continued				POLORON - Continued			
8727				21831 Cougar; 21833 Cougar			
Blade	965504		6942	Blade	965504	3420	6942
Friction Drive	965500		6831	Trans.	965500	2310	6831
8728				30041J Fleetwood; 30043J Fleetwood			
Blade	965504	3420	6942	Blade	106709		6975
Trans.	965500	2310	6831	Drive	116176		6859
8730; 8732				30511 Mark III			
Blade	965504		6942	Blade	107112		6937
Friction Drive	965500		6831	Trans.	107111		6942
Trans.	965500	2310	6831	32041J Cougar; 32043J Cougar; 40041J Fleetwood; 40043J Fleetwood; 40141J Fleetwood; 40143J Fleetwood; 43043J Stallion			
8902 Garden Pro				Blade	106709		6975
Belt	116462		6863	Drive	116176		6859
8903 Garden Pro				77418			
Belt	117328		6463BR	Blade	965503	2530	6853
8904 Garden Pro				POULAN PRO			
Belt	116462		6863	301ZX			
8905 Garden Pro				Hydro. Drive	539120806		7026BR
Belt	117328		6463BR	Deck Drive	574173002		68100
9702B; 9704B				380ZX			
Blade	106709		6975	Hydro. Drive	575852401		7027BR
Trans.	116462		6863	460ZX; 461ZX			
9710 Stallion; 9730 Stallion; 9732 Stallion; 9740 Stallion; 9742 Stallion; 9832 Stallion; 9843 Stallion; 9844 Stallion				Hydro. Drive	539110411		6755BR
Deck; W/32" Deck	965504		6942	Deck Drive	539117245		6589BR
Deck; W/40" Deck	965508		6943	540ZX; 541ZX			
Blade	965507		6880	Hydro. Drive	539110411		6755BR
Transaxle	965500		6831	Deck Drive	539114557		6597BR
9902 Garden Pro; 9903 Garden Pro; 9904 Garden Pro; 9905 Garden Pro				925ZX			
Belt	106709		6975	Hydro. Drive	539110411		6755BR
10511; 10821 Stallion; 10822 Stallion				Deck Drive	539109243		6785BR
Blade	107112		6937	950ZX			
Trans.	107111		6942	Hydro. Drive	539110411		6755BR
10831; 10832; 10833				Deck Drive	539110832		6759BR
Blade	965504	3420	6942	PB22H46YT			
Trans.	965500	2310	6831	Drive	130969		6457BR
11031J Fleetwood; 11033J Fleetwood; 12031J Cougar; 12033J Cougar				Deck Drive	405143		6821BR
Blade	107364		6957	PB22H54BF			
Trans.	107111		6942	Drive	130969		6457BR
12831 Stallion				Deck Drive	196103		6767BR
Blade	965504	3420	6942	PB23H48YT			
Trans.	965500	2310	6831	Drive	130969		6457BR
13031J Stallion				Deck Drive	197242		6786BR
Blade	107364		6957	PB26H54YT			
Trans.	107111		6942	Drive	130969		6457BR
18728; 18730; 18732				Deck Drive	196103		6767BR
Blade	965504	3420	6942	PB195H42LT			
Trans.	965500	2310	6831	Drive; 2010	532130969		6757BR
19710 Fleetwood; 19730 Fleetwood; 19740 Fleetwood; 19742 Fleetwood; 19750 Fleetwood; 19752 Fleetwood; 19832 Fleetwood; 19834 Fleetwood; 19844 Fleetwood				Deck Drive; 2010	532429636		6653BR
Deck; W/32" Deck	965504	3420	6942	Drive; 2009 & Older	140218		6811BR
Deck; W/40" Deck; W/43" Belt O.C.	965508	3430	6943	Deck Drive; 2009 & Older	197253		7015BR
Deck; W/40" Deck; W/80" Belt O.C.	965507	2800	6880	PB195H46YT			
Trans.	965500	2310	6831	Drive	130969		6457BR
20511; 20821 Fleetwood; 20822 Fleetwood				Deck Drive	405143		6821BR
Blade	107112		6937	PB2042YT			
Trans.	107111		6942	Drive	194346		6765BR
20831 Fleetwood; 20832 Fleetwood; 20833 Fleetwood				Deck Drive	429636		6653BR
Blade	965504	3420	6942	PB19546LT			
Trans.	965500	2310	6831	Drive	194346		6765BR
21821 Jaguar				Deck Drive	405143		6821BR
Blade	107112		6937	PBGT26H54			
Trans.	107111		6942	Drive	125907X		6713BR
				Deck Drive	196103		6767BR
				PO12530LT			
				Drive	138255		6758BR
				Deck Drive	419271		6463BR
				PO16542LT; PO17542LT; PO18542LT			
				Drive	138255		6758BR

Belts for Riding Mowers

Application	OEM No.	Standard Belts	Premium Belts	Application	OEM No.	Standard Belts	Premium Belts
POULAN PRO - Continued				PROFESSIONAL HARDWARE - Continued			
PO16542LT; PO17542LT; PO18542LT - Continued				809-6			
Deck Drive	144959		6758BR	Belt	754107		6830
POWER EQUIPMENT				810-5; 810-6; 810-7; 810-8			
134-668				Blade	754935	2310	6831
Blade	7540145		6488BR	Trans.	754936		6847
144-824				847-8			
Deck	7540230		6755BR	Blade	7540118		6963
J.S.	7540245		6859	848-8; 884-7; 890-7			
Transaxle	7540244		6840	Transaxle	7540112		6980
POWER KING				891-7; 891-8			
1200 Series				Blade	7540935		6831
Belt; W/29" Belt O.C.	810029		6829	Transaxle	7540111		6845
Belt; Ser. No. 21299 & Before	810000		6831	8230			
Belt; Ser. No. 21300 & After	810025		6825	Blade	7540107		6830
Belt; 1983 & Newer	810089		6889	Transaxle	7540936		6847
Cross Deck; W/42" Deck	810087		6887	8230-4; 8230-5			
Snow Thrower Attachment; 1983 & Newer; W/42" Auger	810070		6870	Blade	754188		6951
Jim Dandy				Drive	754164	2630	6863
Cross Deck; 1979 & Older; W/60" Deck	810052		6852	8231-1			
Deck; Ser. No. 21299 & Before	810000		6831	Blade	7540147		6952
Deck; Ser. No. 21300 & After	810025		6825	Variator To Trans.	7540136		6931
Snow Thrower Attachment; 1979-1974; W/42" Auger	810070		6870	8231-2; 8231-3			
Tiller Attachment; 1974 & Newer	810048		6848	Blade	754138	3500	6950
Traction; 1979-1974; W/48", 60" Deck	810080		6880	Trans.	754101		6517BR
Traction; W/Parallel Hitch; 1980 & Newer; W/48" Deck	810085		6885	8232-1; 8232-2; 8232-3; 8232-4; 8233-1; 8233-2			
Traction; W/Std. Hitch; 1980 & Newer; W/48" Deck	810080		6880	Deck	754127		6966
Power King				Drive	754135		6925
Cross Deck; 1979 & Older; W/60" Deck	810052		6852	Trans.	754136		6931
Deck; Ser. No. 21299 & Before	810000		6831	8233-9			
Deck; Ser. No. 21300 & After	810025		6825	Blade	7540138		6950
Snow Thrower Attachment; 1979-1975; W/42" Auger	810094		6894	Transaxle	7540101		6517BR
Snow Thrower Attachment; 1974; W/42" Auger	810072		6872	8234-0			
Tiller Attachment; 1974 & Newer	810052		6852	Blade	7540147		6952
Traction; W/16" Wheels; 1979-1974; W/48", 60" Deck	810085		6885	Variator To Trans.	7540136		6931
Traction; W/16" Wheels; 1980 & Newer; W/48" Deck	810085		6885	8234-3			
Traction; W/16" Wheels; 1980 & Newer; W/60" Deck	810087		6887	Blade	7540178		6982
Traction; W/24" Wheels; 1979-1974; W/48", 60" Deck	810092		6892	Transaxle	7540179		6950
Traction; W/24" Wheels; W/Std. Hitch; 1979-1974; W/48" Deck	810087		6887	8234-4			
Traction; W/24" Wheels; 1980 & Newer; W/60" Deck	810089		6889	Blade	754175	3820	6982
Power King 1218HV				Drive	754178	3820	6982
Blade	810094		6894	8234-5; 8234-6			
P.T.O.			6867	Blade	7540178		6982
Power King 1618				Transaxle	7540200		6848
P.T.O.	810089		6889	8235-0			
Power King 1620HV				Deck	754127		6966
P.T.O.	102224		6844	Drive	754135		6925
PROFESSIONAL HARDWARE				Trans.	754136		6931
136-504				8236-0			
Deck; W/30" Deck	7540264		6639BR	Blade	7540107		6830
Eng. To Variator; W/30" Deck	7540241		6494BR	Transaxle	7540111		6845
Variator To Trans.; W/30" Deck	7540240		6511BR	8236-9			
136-668; 136-678				Blade	7540105		6830
Deck	7540145		6488BR	Transaxle	7540111		6845
Eng. To V.S.	7540280		6447BR	8237-1; 8237-2; 8237-3; 8237-4; 8237-5; 8237-6; 8237-7; 8237-8			
Transaxle	7540266		6775BR	Blade	754107		6830
V.S. To Trans.	7540281		6405BR	Trans.	754936		6847
138-370; 138-390				8239-2			
Blade	7540935		6831	Blade; W/25" Deck	7540138		6950
Transaxle	7540111		6845	Blade; W/30" Deck	7540167		6964
				Transaxle	7540164		6863
				8239-3			
				Blade	754138	3500	6950
				Trans.	754164	2630	6863
				8240-6			
				Blade	7540151		6967
				Variator To Trans.	7540136		6931

Lawn & Garden Equipment

Belts for Riding Mowers

Application	OEM No.	Standard Belts	Premium Belts	Application	OEM No.	Standard Belts	Premium Belts
PROFESSIONAL HARDWARE - Continued				REO			
8240-7; 8240-8				2-1231; 2-2231			
Drive	754138	3500	6950	Blade	1596		6851
Trans.	754136		6931	Eng. To Trans.	1597		6725
8241-1				Mower Clutch	6993		6822
Blade	7540145		6488BR	Trans. To Cam.	1597		6725
Eng. To Variator	7540147		6952	426AE; 426R; 426RE			
Variator To Trans.	7540136		6931	Belt	MW6953	2350	6835
8241-2; 8241-3; 8241-4; 8241-5				600; 725			
Drive	754138	3500	6950	Belt	15294	3430	6943
Trans.	754136		6931	RE65			
8242-0				Blade	1596		6851
Blade	7540118		6963	Drive	1597		6725
Transaxle	7540937		6959	Spindle	1598		6822
8242-3; 8242-4				RE66; RE67			
Drive	754127		6966	Blade	1596		6851
8242-5				Drive	1597		6725
Blade	7540151		6967	Mower Clutch	6993		6822
Transaxle	7540191		6865	Spindle	1598		6822
8242-9				Trans. To Cam.	1597		6725
Blade	7540118		6963	RR46; RR47; RR65			
Starter/Gen.	7540134		6733	Blade	1596		6851
Transaxle	7540937		6959	Drive	1597		6725
8243-0				Spindle	1598		6822
Blade	7540145		6488BR	RR66; RR67			
Eng. To Variator	7540147		6952	Blade	1596		6851
Variator To Trans.	7540136		6931	Drive	1597		6725
8243-2				Mower Clutch	6993		6822
Blade	754145	3500	6488BR	Spindle	1598		6822
Drive	754138		6950	Trans. To Cam.	1597		6725
Trans.	754136		6931	ROOF			
8244-6; 8244-7				630			
Blade	7540145		6488BR	Blade	428	3720	6972
Eng. To Variator	7540191		6865	Trans.	431		6834
Variator To Trans.	7540173		6937	Lariat			
8244-8				Blade	426		6856
Blade	7540145		6488BR	Trans.	512		6829
Transaxle	7540226		6551BR	Palomino 60			
8245-0; 8245-1; 8245-2				Belt	1351		6957
Gen.	7540134		6733	Eng. To Deck	1350		6999
Trans.	754112	3800	6980	RD; RR24; RR26			
8245-3				Blade	430		6962
Blade	7540184		6852	Traction	431		6834
Deck	7540180		6510BR	ROOT			
Gen.	7540134		6733	1030; Pathfinder 726; Pathfinder 730;			
Trans.	7540182	3810	6981	Pathfinder 830; Pathfinder 830-E			
8245-9				Blade Drive	7421		6866
Gen.	7540134		6733	Eng. To Countershaft	8809		6836
Trans.	754112	3800	6980	Eng. To Transaxle	8810		6837
8246-0; 8246-1; 8246-2				Zip 245			
Gen.	7540139		7380	Drive	70034	2410	6841
P.T.O.	7540165		6834	Mower Drive	70052	2440	6844
Trans.	7540124		6857	ROPER			
8246-4; 8246-5				1A1A1A; 1D2A3A; 1E2A9A			
Blade	7540184		6852	Drive	124525X		6889
Deck	7540180		6510BR	1H2A9A			
Gen.	7540134		6733	Deck	131290		6459BR
Trans.	7540182	3810	6981	Ground Drive	126520X		6459BR
8337-2				1H2A9B			
Blade	754107		6830	Drive	126520X		6459BR
Trans.	754936		6847	2E3B3A			
RANSOMES, INC.				Drive	125907X		6713BR
185 T-Plex				6A1A1A; 6B1A1A; 6D1A9A; 6H2A9A			
Fan & Alt.			7345	Drive	124525X		6889
250				7D3B3A			
Fan & Alt.; W/23, 28 H.P. Eng.			7375	Drive	125907X		6713BR
723D; 728D				810			
Fan & Alt.			7375	Deck	305698		6873
3500 Kubota Diesel							
Fan & Alt.	REMF6420		▲9430HD				

▲ Standard Belt May Also Be Available.

Belts for Riding Mowers

Application	OEM No.	Standard Belts	Premium Belts	Application	OEM No.	Standard Belts	Premium Belts
ROPER - Continued				ROPER - Continued			
3363-14				AYP9128A39; AYP9128B29			
Drive	126520X		6459BR	Blade	123796X		6432BR
P.T.O.	124293X		6880	B1236D; BL2T36B; BL12R38A; BL12T36A			
3364-14				Drive	126520X		6459BR
Drive	124525X		6889	BL16H44C			
P.T.O.	124293X		6880	Blade	123461X		6881
3380-14				BL125H38B; BL125H38C			
Deck	106085X		6672BR	Blade	126576X		6882
Ground Drive	125907X		6713BR	BL1236A			
3383-14				Drive	126520X		6459BR
Deck	125907X		6713BR	BL1238C; BL1238E			
Ground Drive	125907X		6713BR	Blade	125907X		6713BR
4180-14; 4180-24; 4180-24B; 4180-34				BL1844B			
Deck	106085X		6672BR	Blade	123796X		6432BR
Ground Drive	123796X		6432BR	BNGT180AE; BNGT1850AE			
4200-14; 4200-34				Blade	3703J		68100
Blade	3703J		68100	Drive	110883X		6899
Drive	110883X		6899	P.T.O.	110884X		6714BR
P.T.O.	110884X		6714BR	BNLT120BE; BNRLT1238AE			
601020				Blade	125907X		6713BR
Drive	124525X		6889	BNYTH1644AE			
P.T.O.	124293X		6880	Blade	123461X		6881
601200				CC1236A			
Blade	108597X		6457BR	Drive	124525X		6889
Drive	110883X		6899	P.T.O.	124293X		6880
P.T.O.	110884X		6714BR	CM2050A			
601320				Blade	3703J		68100
Blade	126576		6820	Drive	110883X		6899
601480				P.T.O.	110884X		6714BR
Blade	125908X		6893	CP1036A; CP1036B			
601520; 602020; 602021				Drive	124525X		6889
Blade	125907X		6713BR	CP2050A			
602200				Blade	3703J		68100
Blade	3703J		68100	Drive	110883X		6899
Drive	110883X		6899	P.T.O.	110884X		6714BR
P.T.O.	110884X		6714BR	CT10L36A; CT10L36B			
602220; 602221				Drive	124525X		6889
Blade	125907X		6713BR	CT125R38A			
602280; 602281; 602282				Deck	131290		6459BR
Blade	123796X		6432BR	Ground Drive	126520X		6459BR
602420				CT125R38B			
Drive	602420		6890	Drive	124525X		6889
607110				CT1036A			
Drive	124525X		6889	Drive	124525X		6889
P.T.O.	124293X		6880	P.T.O.	124293X		6880
607240				CT1138A			
Blade	125907X		6713BR	Deck	106085X		6672BR
607280; 607281				Ground Drive	125907X		6713BR
Blade	123796X		6432BR	CT1138B; CT1138C			
609422				Blade	125907X		6713BR
Blade	125907X		6713BR	CT1236A; CT1236B			
951940				Drive	124525X		6889
Blade	3703J		68100	P.T.O.	124293X		6880
Drive	110883X		6899	CT1238A; CT1538A			
P.T.O.	110884X		6714BR	Blade	125907X		6713BR
AN12R38A; AN1236A				CT1844B; CT1844C; CT1844E			
Drive	124525X		6889	Deck	106085X		6672BR
AYP122B29; AYP7122A39				Drive	123554X		6894
Blade	125907X		6713BR	CT2050A			
AYP8186A29				Blade	3703J		68100
Deck	106085X		6672BR	Drive	110883X		6899
Ground Drive	123796X		6432BR	P.T.O.	110884X		6714BR
AYP8186A39; AYP8186B39				CT12538B			
Blade	123796X		6432BR	Blade	125907X		6713BR
AYP8208A29; AYP8208A39; AYP8208B39				EN12R38A			
Blade	3703J		68100	Drive	124525X		6889
Drive	110883X		6899	F836D			
P.T.O.	110884X		6714BR	Drive	126520X		6459BR

Belts for Riding Mowers

Application	OEM No.	Standard Belts	Premium Belts	Application	OEM No.	Standard Belts	Premium Belts
ROPER - Continued				ROPER - Continued			
F1036C				J125R38A; J125R38B; J1036A; J1036B; J1036C; J1236B; J1236C; J1236D			
Drive	126520X		6459BR	Drive	126520X		6459BR
P.T.O.	124293X		6880				
F1036D				JLH238AE			
Drive	126520X		6459BR	Blade	125907X		6713BR
F1236C				JLR836AE; JLR1136AE			
Drive	126520X		6459BR	Drive	126520X		6459BR
P.T.O.	124293X		6880	P.T.O.	124293X		6880
F1236D; FA125R38A; FA125R388; FA10536A				K824; K922			
Drive	126520X		6459BR	Belt	67346		6839
FMLR1036AE				K932			
Drive	124525X		6889	Blade	67398		6853
P.T.O.	124293X		6880	Trans.	67346		6839
FMLR1236AE				K8241AR			
Drive	126520X		6459BR	Blade; W/Single Deck	74164		6851
P.T.O.	124293X		6880	Trans.	67348		6847
FMLT120AE				K8327AR; K8327BR; K8327CR			
Blade	125907X		6713BR	Blade	67398		6853
G1236				Eng. To Deck	74212		6857
Drive	124525X		6889	Trans.	67346		6839
G1238A; GM12538A; GM12538E				K43046R			
Blade	125907X		6713BR	Belt	67346		6839
GP1036A; GP1036B; GP1236A				K51136R; K52136R; K52236R			
Drive	124525X		6889	Blade	67438		6847
GT2500AR				Trans.	67346		6839
Deck	106085X		6672BR	K83136R; K83236R			
Drive	123554X		6894	Blade	67398		6853
H14H38B; H14H44A; H125H38A				Trans.	67346		6839
Blade	123461X		6881	L077; L081			
H1036A; H1036B; H1036C; H1036D				Eng. To Deck	100717N		6869
Drive	126520X		6459BR	L190			
H1236A				Deck	62828		6870
Drive	124525X		6889	L219AR; L219BR			
P.T.O.	124293X		6880	Deck	62828		6870
H1236B; H1236D				Trans.	73794		6894
Drive	126520X		6459BR	L0232AR			
H1338B				Blade	518J		6869
Blade	125907X		6713BR	L0238AR; L0239AR			
H1644C				Deck	62828		6870
Blade	123796X		6432BR	Trans.	73794		6894
H12536A				L250			
Drive	126520X		6459BR	Spindle; W/44" Deck; W/18 H.P. Eng.	106085		6879
H12538D				L0262AR			
Blade	125907X		6713BR	Blade	518J		6869
HA125R38A; HA125R38B				L1252			
Drive	126520X		6459BR	Deck	62828		6870
HA1036A; HA1036B				L1900BR			
Drive	126520X		6459BR	Deck	62828		6870
P.T.O.	124293X		6880	Eng. To Deck; W/36" Deck	62828		6870
Halt120Ae				Eng. To Transaxle	121979X		6463BR
Blade	125907X		6713BR	L2950AR			
HU125R38MA				Blade	125907X		6713BR
Drive	126520X		6459BR	L06356R1			
HU1036A				Trans.	71240		A90
Drive	124525X		6889	L8112			
HU1236A; HU1236B; HU1236C				Blade	518J		6869
Drive	126520X		6459BR	L8217AR; L8218BR; L8218CR; L8218DR			
HVLT10AE; HVLT125AE				Deck	62828		6870
Blade	125907X		6713BR	Trans.	73794		6894
HVYTH140AR; HVYTH141AR				L71136R; L71136R1; L72146R; L72146R1; L72256R			
Blade	123461X		6881	Blade	70637		6840
J8L36A				Trans.	58406		6865
Drive	126520X		6459BR	L82146			
J12H38B				J.S.	62828		6870
Blade	123461X		6881	Transaxle	71240		A90
				L82146R			
				Trans.	71240		A90

Belts for Riding Mowers

Application	OEM No.	Standard Belts	Premium Belts	Application	OEM No.	Standard Belts	Premium Belts
ROPER - Continued				ROPER - Continued			
L86156				PALR100AE; PALR120AE			
J.S.	62828		6870	Drive	126520X		6459BR
Transaxle	71240		A90	P.T.O.	124293X		6880
L86156R1				PALT120AE			
Deck	62828		6870	Blade	125907X		6713BR
Trans.	71240		A90	PALTH160AE			
L86356				Blade	123461X		6881
J.S.	62828		6870	PC1844A			
Transaxle	71240		A90	Deck	106085X		6672BR
L86356R				Drive	123554X		6894
Trans.	71240		A90	PP12R38MA			
LM1236A				Drive	124525X		6889
Drive	124525X		6889	PP14H44A; PP16H44A; PP16H44B;			
LO6356R1				PP16H44C; PP125H38A; PP125H38B			
J.S.	62828		6870	Blade	123461X		6881
Transaxle	71240		A90	PP1036SA; PP1136A			
LT10				Drive	124525X		6889
Deck	62828		6870	PP1236A			
Trans.	73794		6894	Drive	124525X		6889
LT11				P.T.O.	124293X		6880
Deck	62828		6870	PP1844B			
Spindle; W/44" Deck	106085		6879	Blade	123796X		6432BR
Trans.	73794		6894	PP12538B			
LT14; LT16				Blade	125907X		6713BR
Spindle; W/44" Deck	106085		6879	PT1236A; PT1236B			
LT110CR				Drive	124525X		6889
Deck	106085X		6672BR	RC12326B			
Drive	130969		6457BR	Drive	124525X		6889
LT1110				P.T.O.	124293X		6880
Eng. To Deck	100670N		6879	RE10L36B; RE10M36A; RE12R38A			
Trans.	105380X		6463BR	Drive	124525X		6889
LT1219AR				RE1038B; RE1238B; RE1238C			
Deck	62828		6870	Blade	125907X		6713BR
Trans.	73794		6894	RL10L36A; RL10L36B			
M12R38A; MD1236A				Drive	124525X		6889
Drive	124525X		6889	RL12N38A			
MD12538A; N1038AE				Blade	125907X		6713BR
Blade	125907X		6713BR	RL12R38A			
N1192A				Drive	124525X		6889
Drive	124525X		6889	RL12T38B; RL1036AR; RL1036B			
P.T.O.	124293X		6880	Deck	106085X		6672BR
N1236A; N1236B				Ground Drive	125907X		6713BR
Drive	124525X		6889	RL1038AE			
N1238AE; N1238B; N1296A; N12538A				Drive	125907X		6713BR
Blade	125907X		6713BR	P.T.O.	106085		6879
NN10L36A; NN12R38A; OB12R38A;				RL1136A			
OB12R38B				Drive	124525X		6889
Drive	124525X		6889	RL1236A			
OB1138AE; OB1238AE; OB12538AE;				Drive	124525X		6889
OB12538B; OB12538C				P.T.O.	124293X		6880
Blade	125907X		6713BR	RL1238AR			
P8L90D; P8L90E				Blade	125907X		6713BR
Drive	126520X		6459BR	RL1238C			
P16H115C				Deck	106085X		6672BR
Blade	123461X		6881	Ground Drive	125907X		6713BR
P890B; P1090B				RL1238D; RL1442B			
Drive	126520X		6459BR	Blade	125907X		6713BR
P.T.O.	124293X		6880	RL1844AE; RL1844AR			
P1090D; P1090E				Blade	125908X		6893
Drive	126520X		6459BR	RL1844B			
P1290B				Deck	106085X		6672BR
Drive	126520X		6459BR	Drive	125908X		6893
P.T.O.	124293X		6880	RLT10L36A; RLT12R38A; RLT125R38A;			
P1290D				RLT125R38B			
Drive	126520X		6459BR	Drive	124525X		6889
P1295C; P1295E				RLTE1238AR; RR1138B; RR1238B			
Blade	125907X		6713BR	Deck	106085X		6672BR

Belts for Riding Mowers

Lawn & Garden Equipment

Application	OEM No.	Standard Belts	Premium Belts	Application	OEM No.	Standard Belts	Premium Belts
ROPER - Continued				ROPER - Continued			
RLTE1238AR; RR1138B; RR1238B - Continued				TCT340AR			
Ground Drive	125907X		6713BR	Blade	125907X		6713BR
S12R38B; SB125R38A				TF1036AR; TF1238AR; TF1444AR			
Drive	124525X		6889	Deck	106085X		6672BR
SC1138AE				Drive	125907X		6713BR
Blade	125907X		6713BR	TO2211RO; TO2231RO; TO2251RO			
SC1236A				Trans.	8833H		6973
Drive	124525X		6889	TPTGK180CE			
P.T.O.	124293X		6880	Blade	3703J		68100
SC1238AE; SK128A; SK1238B; SK1238C; SK1238D; SK1238E				Drive	110883X		6899
Blade	125907X		6713BR	P.T.O.	110884X		6714BR
T1136A				TS2051A			
Drive	124525X		6889	Blade	3703J		68100
P.T.O.	124293X		6880	P.T.O.	110884X		6714BR
T1136B				TYPGTB160AE			
Drive	124525X		6889	Drive	123796X		6432BR
T1228AR; T1228BR; T1228CR; T1228DR; T1228ER				UC1238AR			
Drive	8845R		6874	Drive	125907X		6713BR
T1238B				UM1236A			
Deck	106085X		6672BR	Drive	124525X		6889
Ground Drive	125907X		6713BR	UNGT1844AE			
T1238C; T1238D				Drive	123554X		6894
Blade	125907X		6713BR	UNLT1038AE; UNLT1138AE			
T4328AR; T4328BR; T4328CR				Drive	125907X		6713BR
Drive	8845R		6874	UNLT1238AE			
T6328AR; T6328BR; T6328CR; T6328R; T8328AR; T8328BR				Blade	125907X		6713BR
Trans.	2692R		6983	V1JH44B			
T8338AR				Blade	123451X		6881
Trans.	5125R		6868	V10L36A; V10L36B			
T9329AR; T9329BR; T9329DR; T9329ER				Drive	124525X		6889
Trans.	2692R		6983	V16H44C			
T32231RO; T32241R1; T32241R2; T32241R3; T32241R4; T32241RO				Blade	123461X		6881
Starter/Gen.	9766H		7355	V1036B			
Transaxle	2295R		6982	Drive	124525X		6889
T32341RO				V1238E			
Transaxle	6095R		6866	Blade	125907X		6713BR
T51844A				P.T.O.	106085		6879
Blade	123796X		6432BR	V12538B			
T52050A				Blade	125907X		6713BR
Blade	3703J		68100	VKGTK180AG			
Drive	110883X		6899	P.T.O.	110884X		6714BR
P.T.O.	110884X		6714BR	VKLR100AG			
T62231RO				Drive	124525X		6889
Starter/Gen.	9766H		7355	VL16H44B			
Transaxle	2295R		6982	Blade	123451X		6881
T62241R2; T62241R3				VL16H44C; VL16H44D			
Starter/Gen.	9766H		7355	Blade	123461X		6881
Trans.	2692R		6983	VL125H38B; VL125H38C			
Transaxle	2295R		6982	Blade	126576X		6882
T62241R5				VL1036A; VL1036B			
Trans.	2692R		6983	Drive	124525X		6889
T62241RO				P.T.O.	124293X		6880
Starter/Gen.	9766H		7355	VL1236C			
Trans.	2692R		6983	Drive	126520X		6459BR
Transaxle	2295R		6982	VL1296A; VL1438B			
T63231R				Blade	125907X		6713BR
Trans.	2692R		6983	VL12536A			
T63341R1; T63341R3; T63361RO				Drive	124525X		6889
Trans.	5125R		6868	VL12538A			
T81131RO				Blade	125907X		6713BR
Transaxle	6474H	3810	6981	VL34036A; VLB12536A			
T82231RO; T82241RO; T82251RO				Drive	124525X		6889
Trans.	8833H		6973	VT1138AE; VT1238AE			
				Blade	125907X		6713BR
				VTGTK180CE			
				Blade	3703J		68100
				Drive	110883X		6899

Belts for Riding Mowers

Application	OEM No.	Standard Belts	Premium Belts	Application	OEM No.	Standard Belts	Premium Belts
ROPER - Continued				ROPER - Continued			
VTGTK180CE - Continued				XEG1182HAR			
P.T.O.	110884X		6714BR	Blade	3703J		68100
VTLR080AE				Drive	110883X		6899
Drive	124525X		6889	P.T.O.	110884X		6714BR
P.T.O.	124293X		6880	XEG1182VAR			
VTLT120DE; VTLT140AE				Drive	123796X		6432BR
Blade	125907X		6713BR	XEL1120AR; XEL1122AR; XEY1142AR			
WC12H38AE; WC16H38AE				Blade	125907X		6713BR
Blade	123461X		6881	Y10L36A; Y10L36B; Y12R38A			
WC1844AE				Drive	124525X		6889
Blade	106381X		6892	Y18H44A; Y18H44B			
Drive	110883X		6899	Deck	106085X		6672BR
P.T.O.	110884X		6714BR	Drive	123461X		6881
WD18H44A				Y125H38A			
Blade	123461X		6881	Blade	126576X		6882
WE10L36A; WE12R38A; WE125R38A				Y1136C; Y1236C			
Drive	124525X		6889	Drive			6889
WE1136A				P.T.O.	124293X		6880
Deck	124293X		6880	Y1238E; Y1438B			
Ground Drive	126520X		6459BR	Deck	106085X		6672BR
WET12R38A				Drive	125907X		6713BR
Drive	124525X		6889	Y1844A; Y1844B; Y1844C			
WO2050A				Deck	106085X		6672BR
Blade	3703J		68100	Drive	123796X		6432BR
Drive	110883X		6899	Y1850DD; Y2050A; Y2050B			
P.T.O.	110884X		6714BR	Blade	3703J		68100
WP12R38A				Drive	110883X		6899
Drive	124525X		6889	P.T.O.	110884X		6714BR
WP14H38A				YC1238A; YC12538A			
Blade	123461X		6881	Deck	106085X		6672BR
WP1036A				Drive	125907X		6713BR
Drive	124525X		6889	YE10L36B; YE10L36C; YE12R38A			
WS1236A				Drive	124525X		6889
Deck	124293X		6880	YE1036A; YE1236C			
Ground Drive	126520X		6459BR	Drive	124525X		6889
WS12538A; X12D38A				P.T.O.	124293X		6880
Deck	106085X		6672BR	YE1236D			
Ground Drive	125907X		6713BR	Drive	124525X		6889
X12D38AL; X14V38B				YE1236E			
Blade	125907X		6713BR	Drive	126520X		6459BR
X18V44A				YE1238A			
Blade	123796X		6432BR	Blade	125907X		6713BR
X18V44B; X18V44C				YE1238E; YE1438B			
Deck	106085X		6672BR	Blade	125907X		6713BR
Ground Drive	123796X		6432BR	P.T.O.	106085		6879
X125R38A				YE1442B			
Drive	124525X		6889	Blade	123461X		6881
X1036A				YE1850E; YE1850F			
Deck	124293X		6880	Blade	3703J		68100
Ground Drive	124525X		6889	Drive	110883X		6899
X1036B; X1036C				P.T.O.	110884X		6714BR
Drive	124525X		6889	YF1236A			
X1236A				Drive	124525X		6889
Deck	124293X		6880	YPGTV160AR			
Traction; W/88 3/4" Belt O.C.	126520X		6459BR	Drive	123796X		6432BR
Traction; W/89" Belt O.C.	124525X		6889	YPLR110BE; YPLR110BR; YPLR120BE			
X1844A				Drive	124525X		6889
Blade	123796X		6432BR	P.T.O.	124293X		6880
XB12R38A; XB125R38MA				YPLT120DE			
Drive	124525X		6889	Drive	125907X		6713BR
XC1120B				YPLT120DR; YPLT140AE			
Deck	106085X		6672BR	Blade	125907X		6713BR
Drive	125907X		6713BR	YPLTH140AE			
XC1122B				Blade	123461X		6881
Blade	125907X		6713BR	YPLTH160ARE			
XC1182B				Blade	120418X		6880
Drive	123796X		6432BR	YPLTV140AR			
				Blade	125907X		6713BR

Belts for Riding Mowers

Application	OEM No.	Standard Belts	Premium Belts
ROPER - Continued			
YPTGK180CR			
Drive	123796X		6432BR
YPYTH140CR			
Blade	123461X		6881
YR1238B			
Blade	125907X		6713BR
YT12			
Deck	106085X		6672BR
Trans.	108103X		6881
YT14			
Deck	106085X		6672BR
Spindle	11483		6943
YT16			
Blade	106085X		6672BR
Deck	106085X		6672BR
Trans.	108103X		6881
YTH160			
Deck	106085X		6672BR
Trans.	108103X		6881
ROTO-HOE			
300CD			
Belt; W/29" Belt O.C.			6829
Belt; W/35" Belt O.C.		2350	6835
Belt; W/38" Belt O.C.	361	2380	6838
Belt; W/46" Belt O.C.	3T44B		6846
Belt; W/64" Belt O.C.		2640	6864
Belt; W/65" Belt O.C.		2650	6865
Cultivator; W/38" Belt O.C.	3T44A		6838
500; 550			
Belt; W/51" Belt O.C.	101	2510	6851
Belt; W/59" Belt O.C.		2590	6859
559H			
Drive	108	2610	6861
700EC			
Eng. To J.S.	8422	3470	6947
J.S. To P.T.O.	8438		3V355
J.S. To Transaxle	8356	2346	
800			
Belt; W/1/2" Belt T.W.		2600	6860
Belt; W/21/32" Belt T.W.			6960
P.T.O.; W/3" Chipper	9090		B59
800H			
Belt; W/58" Belt O.C.	101A		6858
Belt; W/60" Belt O.C.	804		6860
809H			
Drive	108	2610	6861
2100			
Blade; W/28" Belt O.C.	67	2280	6828
Blade; W/40" Belt O.C.	66	2400	6840
Blade; W/43" Belt O.C.	68	2430	6843
2600			
Blade; W/32" Belt O.C.		2320	6832
Blade; W/34" Belt O.C.		2340	6834
Turf Star I			
Eng. To Pulley; W/7" Pulley	7185	2520	6852
Eng. To Blade	7178	2630	6863
Speed Selector To J.S.; W/33" Belt O.C.	7193	3330	6933
Speed Selector To J.S.; W/40" Belt O.C.	7190		3V400
Turf Star II			
Eng. To Pulley; W/7" Pulley	8386	2560	6856
Eng. To Blade	7385	2660	6866
J.S. To J.S.	8387		3V450
Speed Selector To J.S.	7193	3330	6933
ROYAL MOWER & EDGER			
R-1			
Belt		2300	6830

Application	OEM No.	Standard Belts	Premium Belts
RUGG			
5010R; 5011R			
Belt	R240		6829
5020L; 5020L1; 5020L2; 5021L			
Blade	20843B		6825
Drive	20843A		6829
5027G-1; 5029I; 5029R; 5030R; 5031E			
Blade	R310		6825
Neutral Axis	R240		6829
5031LE			
Blade	20843B		6825
Drive	20843A		6829
5031R; 5037G-1			
Blade	R310		6825
Neutral Axis	R240		6829
5040E; 5040R			
Blade; W/26" Blade	20843U		6855
Drive; W/26" Deck	20843L		6835
5049E2; 5049E4; 5049G2; 5049LE; 5049R2; 5049R4			
Blade	20843M		6851
Drive	20843L		6835
5050N			
Blade	20843B		6825
Drive	20843A		6829
5050R; 5050TE			
Blade	R310		6825
Neutral Axis	R240		6829
5051R; 5051R2			
Blade	20843B		6825
Drive	20843A		6829
5059R			
Blade; W/25" Blade	20843M		6851
Drive; W/25" Deck	20843A		6829
5060E; 5060G			
Blade	R310		6825
Neutral Axis	R240		6829
5060N			
Blade	20843B		6825
Drive	20843A		6829
5060R			
Blade	R310		6825
Neutral Axis	R240		6829
5061N			
Blade	20843B		6825
Drive	20843A		6829
5061R; 5067G			
Blade	R310		6825
Neutral Axis	R240		6829
5068G; 5068N; 5068R; 5068S			
Blade; W/39" Belt O.C.	20843N		6839
Blade; W/61" Belt O.C.	20843R		6861
Mower Drive	20843A		6829
5069A; 5069AE; 5069E; 5069GE			
Blade; W/32" Blade	20843T		6863
5069H; 5069I			
Blade	R310		6825
Neutral Axis	R240		6829
5069R; 5069WE			
Blade; W/32" Blade	20843T		6863
5070E			
Blade; W/26" Blade	20843U		6855
Drive; W/26" Deck	20843L		6835
5071E			
Blade; W/25" Belt O.C.	20843B		6825
Blade; W/29" Belt O.C.	20843A		6829
Mower Drive	20843L		6835
5075G			
Blade	R310		6825
Neutral Axis	R240		6829

Belts for Riding Mowers

Application	OEM No.	Standard Belts	Premium Belts
RUGG - Continued			
5080E; 5080R			
Blade; W/26" Blade	20843T		6863
Drive; W/26" Deck	20843V		6850
5081E; 5081E2; 5081R			
Blade; W/59" Belt O.C.	20843W		6859
Blade; W/63" Belt O.C.	20843T		6863
Mower Drive	20843V		6850
5081TXE			
Blade; W/59" Belt O.C.	20843W		6859
Blade; W/63" Belt O.C.	20843T		6863
Mower Drive	20843X		6870
5088E; 5088G; 5088G1; 5088L; 5088N; 5088R;			
5088S; 5088SE; 5088T; 5088T1			
Blade; W/39" Belt O.C.	20843N		6839
Blade; W/61" Belt O.C.	20843R		6861
Mower Drive	20843P		6849
5088T2			
Blade; W/39" Belt O.C.	20843N		6839
Blade; W/61" Belt O.C.	20843R		6861
Mower Drive	20843P		6849
5089E			
Blade; W/32" Blade	20843R		6861
5098			
Blade; W/32" Blade	20843T		6863
5722LR; 5722R; 5722TR			
Blade	20843B		6825
Drive	20843A		6829
6000E; 6010E			
Blade	20843Y		6873
Mower Drive	20843X		6870
Spindle	20843G		6836
6011E			
Blade; W/36" Belt O.C.	20843G		6836
Blade; W/73" Belt O.C.	20843Y		6873
Mower Drive	20843Z		6863
6752R			
Blade	31050G		6836
Drive	20843V		6850
6762E; 6762R; 6762SE; 6762SE2; 6762SR2;			
6762TE			
Mower Drive	20843V		6850
6782E			
Mower Drive	20843X		6870
7742LR; 7742R; 7742R2			
Mower Drive	20843L		6835
7772E; 7772E2; 7772SE2; 7772TE			
Blade	20843J		6860
Mower Drive	20843L		6835
SCAG POWER EQUIPMENT, INC.			
Gear Drive Rider			
Deck Drive; W/61" Deck	48083		6645BR
Eng. To Deck; W/61" Deck	48207		6702BR
Transaxle; W/61" Deck	48085		6562BR
Hydro Drive Rider			
Blade - Right; W/48" SML Series Deck ..	48087		6864BR
Blade - Right; W/52" SM Series Deck ...	48285		6956
Blade - Right; W/52" SML Series Deck ...	48285		6956
Deck Drive; W/48" SM Series Deck	48089		6701BR
Deck Drive; W/52" SM Series Deck	48286		6703BR
Deck Drive; W/61" SM Series Deck	48083		6645BR
Deck Drive; W/72" SM Series Deck	48359		6994
Eng. To Deck; W/61" Deck	48207		6702BR
Hydro.; W/40", 42", 48", 52" SML Series			
Deck			6835
Magnum III			
Blade - Left	48089		6701BR
W.P.			7385
SCR42-25CH			
Pump	481978		6503BR

Application	OEM No.	Standard Belts	Premium Belts
SCAG POWER EQUIPMENT, INC. - Continued			
SCR48-25CH; SCR48-27KA			
Eng. To Deck	481979		6416BR
Pump	481978		6503BR
SCR52-25CH; SCR52-27KA			
Pump	481978		6503BR
SCZ61V-31KA; SCZ61V-32BV; SCZ61V-34KH;			
SCZ61V-36BV; SCZ61V-850FX; SCZ61V-			
921FX			
Pump Drive	483165		6739BR
Eng. To Deck	483741		6786BR
Blade Drive	483157		6911BR
SCZ72V-34KA; SCZ72V-34KH; SCZ72V-36BV;			
SCZ72V-921FX			
Pump Drive	483165		6739BR
Eng. To Deck	484088		6746BR
Blade Drive	484159		6913BR
SFZ48-19KA; SFZ48-20FS; SFZ48-26BS;			
SFZ48-600FS			
Trans.	483314		6908BR
Deck Drive	483325		6906BR
SFZ52-19KA; SFZ52-20FS; SFZ52-26BS;			
SFZ52-600FS			
Trans.	483314		6908BR
Deck Drive	483326		6692BR
SFZ61-28BS; SFZ61-30BS; SFZ61-730FS			
Hydro.	483314		6908BR
SR48			
Eng. To Deck	A48081		6980
SSZ48-18KH			
Blade - Right	48087		6864BR
Eng. To Deck	48799		6665BR
Pump	48760		6793BR
SSZ52-20CV; SSZ52-22CV			
Blade - Right	481001		6568BR
Eng. To Deck	48285		6956
Pump	48760		6793BR
SSZ61-20CV; SSZ61-22CV			
Blade - Right	48996		6785BR
Eng. To Deck	48265		6963
Pump	48760		6793BR
SSZ-16BU			
Hydro. Pump			6861
Blade - Right	48087		6864BR
SSZ-16BV			
Pump	48760		6793BR
SSZ-18BV			
Blade - Right	48087		6864BR
Hydro. Pump	48760		6793BR
SSZ-18KH; SSZ-42			
Pump	48760		6793BR
SSZ-48			
Blade - Right	48087		6864BR
Eng. To Deck	48799		6665BR
Pump	48760		6793BR
SSZO18H W/SMZ-48			
Hydro. Pump			6861
Blade - Right	48087		6864BR
ST-12B; ST-13K; ST-13KA			
Eng. To Deck; W/48" Deck	48088		6904BR
Trans.	48085		6562BR
ST-17KA			
Trans.	48085		6562BR
ST-18B			
Eng. To Deck; W/48" Deck	48081		6815BR
Eng. To Deck; W/61" Deck	48083		6645BR
Trans.	48080		6839
ST-18KH			
Trans.	48085		6562BR

Lawn & Garden Equipment

Belts for Riding Mowers

Application	OEM No.	Standard Belts	Premium Belts
SCAG POWER EQUIPMENT, INC. - Continued			
STC40-17KA			
Blade - Right	482091		6683BR
Trans.	482009		6552BR
STC48-19KA; STC48-20CV			
Deck	482138		6563BR
STC48A-19KA; STC48A-20CV; STC48A-21KA			
Eng. To Deck; Ser. No. 5810000 Thru 6669999	482137		6688BR
Deck Drive; Ser. No. 5810000 Thru 6669999	482138		6563BR
Trans.; Ser. No. 5810000 Thru 6669999 482009			6552BR
Deck Drive; Ser. No. 7630000 Thru 9339999	482529		6692BR
Trans.; Ser. No. 7630000 Thru 8779999 482531			6736BR
Trans.; Ser. No. 9250001 Thru 9339999 482716			6736BR
Deck Drive; Ser. No. A480001 Thru A559999	482529		6692BR
STC48V-19KA; STC48V-22FS; STC48V-23CV; STC48V-25CV; STC48V-26BS; STC48V-651FS			
Trans.	483172		6912BR
Eng. To Deck	483241		6688BR
Blade Drive	483239		6909BR
STC52A-21KA; STC52A-23KA; STC52A-23LV; STC52A-24HN			
Eng. To Deck; Ser. No. 5810000 Thru 6669999	482281		6574BR
Deck Drive; Ser. No. 5810000 Thru 6669999	482140		6564BR
Trans.; Ser. No. 5810000 Thru 6669999 482009			6552BR
Deck Drive; Ser. No. 7630000 Thru 9339999	482530		6719BR
Trans.; Ser. No. 7630000 Thru 8779999 482531			6736BR
Trans.; Ser. No. 9250001 Thru 9339999 482716			6736BR
Deck Drive; Ser. No. A480001 Thru A559999	482530		6719BR
STC52V-24FX; STC52V-25CV; STC52V-27CV; STC52V-691FX			
Trans.	483172		6912BR
Eng. To Deck	483242		6905BR
Blade Drive	483240		6910BR
STC61V-25CV; STC61V-27CV; STC61V-730FX			
Trans.	483172		6912BR
Eng. To Deck	483243		6785BR
Blade Drive	483157		6911BR
STG61-18KH			
Eng. To Deck	48083		6645BR
Pump	48085		6562BR
STG-18KH			
Trans.	48085		6562BR
STHM61A-23CV			
Eng. To Deck	48265		6963
Pump	48912		6688BR
STHM61V-23CV			
Eng. To Deck	48912		6688BR
Blade Drive	48265		6963
STHM72A-23CV			
Eng. To Deck	481001		6568BR
Blade Drive	48295		B68
STHM Hydro 61"			
Blade	48265		6963
STHM-18KH; STHM-20KH			
Pump	48344		6835
STT52-22CH; STT52-22KA			
Deck Drive	481557		6589BR
Eng. To Deck	481460		6548BR
Pump	481461		6581BR
STT52-23CH			
Deck	481557		6589BR
STT52-25CH			
Deck Drive	481557		6589BR

Application	OEM No.	Standard Belts	Premium Belts
SCAG POWER EQUIPMENT, INC. - Continued			
STT52-25CH - Continued			
Eng. To Deck	481460		6548BR
Pump	481461		6581BR
STT52A-22KA; STT52A-23CH			
Eng. To Deck	481460		6548BR
Deck Drive	482281		6574BR
Pump	482171		6735BR
STT52A-23KA			
Eng. To Deck; Ser. No. 9350000 & Before	481460		6548BR
Eng. To Deck; Ser. No. 9350001 Thru 9649999	482876		6738BR
Deck Drive	482281		6574BR
Pump; Ser. No. 6670001 Thru 7219999 482171			6735BR
Pump; Ser. No. 7700001 Thru 7789999 481749			6734BR
Pump; Ser. No. 8480001 Thru 8739999 482641			6737BR
Pump; Ser. No. 9350001 Thru 9649999 482873			6737BR
STT52A-25CH			
Eng. To Deck	481460		6548BR
Deck Drive	482281		6574BR
Pump; Ser. No. 6670001 Thru 7219999 482171			6735BR
Pump; Ser. No. 7700001 Thru 7789999 481749			6734BR
Pump; Ser. No. 8480001 Thru 8739999 482641			6737BR
STT52A-27CH			
Eng. To Deck; Ser. No. 8480001 Thru 8739999	481460		6548BR
Eng. To Deck; Ser. No. 9350001 Thru 9649999	482876		6738BR
Eng. To Deck; Ser. No. A5900001 Thru A9699999	482876		6738BR
Deck Drive	482281		6574BR
Pump; Ser. No. 8480001 Thru 8739999 482641			6737BR
Pump; Ser. No. 9350001 Thru 9649999 482873			6737BR
Pump; Ser. No. A5900001 Thru A9699999	483085		6739BR
STT52B-22CH; STT52B-22KA; STT52B-25CH			
Deck Drive	481557		6589BR
Eng. To Deck	481460		6548BR
Pump	481461		6581BR
STT52V-25CH-LP; STT52V-27CH			
Pump	483165		6739BR
Eng. To Deck	482876		6738BR
Deck Drive	482281		6574BR
STT61-22CH; STT61-25CH			
Eng. To Deck	481460		6548BR
Deck Drive	481558		6566BR
Pump	481461		6581BR
STT61A-22KA; STT61A-23CH			
Eng. To Deck	481460		6548BR
Deck Drive	481558		6566BR
Pump	482171		6735BR
STT61A-23KA; STT61A-25CH			
Eng. To Deck	481460		6548BR
Deck Drive	481558		6566BR
Pump; Ser. No. 6670001 Thru 7219999 482171			6735BR
Pump; Ser. No. 7700001 Thru 7789999 481749			6734BR
Pump; Ser. No. 8480001 Thru 8739999 482641			6737BR
STT61A-27CH			
Eng. To Deck; Ser. No. 8480001 Thru 8739999	481460		6548BR
Eng. To Deck; Ser. No. 9350001 Thru 9649999	482876		6738BR
Eng. To Deck; Ser. No. A5900001 Thru A9699999	482876		6738BR
Deck Drive	481558		6566BR
Pump; Ser. No. 8480001 Thru 8739999 482641			6737BR
Pump; Ser. No. 9350001 Thru 9649999 482873			6737BR
Pump; Ser. No. A5900001 Thru A9699999	483085		6739BR
STT61A-27KA			
Eng. To Deck; Ser. No. 9350000 & Before	481460		6548BR

Belts for Riding Mowers

Application	OEM No.	Standard Belts	Premium Belts
SCAG POWER EQUIPMENT, INC. - Continued			
STT61A-27KA - Continued			
Eng. To Deck; Ser. No. 9350001 Thru 9649999	482876		6738BR
Eng. To Deck; Ser. No. A5900001 Thru A9699999	482876		6738BR
Deck Drive	481558		6566BR
Pump; Ser. No. 6670001 Thru 7219999	482171		6735BR
Pump; Ser. No. 7700001 Thru 7789999	481749		6734BR
Pump; Ser. No. 8480001 Thru 8739999	482641		6737BR
Pump; Ser. No. 9350001 Thru 9649999	482873		6737BR
Pump; Ser. No. A5900001 Thru A9699999	483085		6739BR
STT61A-29KA-DFI			
Eng. To Deck; Ser. No. 8480001 Thru 8739999	481460		6548BR
Eng. To Deck; Ser. No. 9350001 Thru 9649999	482876		6738BR
Deck Drive	481558		6566BR
Pump; Ser. No. 8480001 Thru 8739999	482641		6737BR
Pump; Ser. No. 9350001 Thru 9649999	482873		6737BR
STT61A-29KA-DFI-SS			
Eng. To Deck	482876		6738BR
Deck Drive	481558		6566BR
Pump	483086		6740BR
STT61A-31BSD; STT61A-31BSG			
Blade - Right	481558		6566BR
Eng. To Deck	481460		6548BR
Pump	481461		6581BR
STT61A-31BV			
Deck Drive	481558		6566BR
Pump	482873		6737BR
Eng. To Deck	482876		6738BR
STT61A-31BV-SS			
Eng. To Deck	482876		6738BR
Deck Drive	481558		6566BR
Pump	483086		6740BR
STT61B-22CH; STT61B-22KA; STT61B-25CH			
Eng. To Deck	481460		6548BR
Deck Drive	481558		6566BR
Pump	481461		6581BR
STT61V-25CH-LP			
Pump	483165		6739BR
Eng. To Deck	482876		6738BR
Deck Drive	481558		6566BR
STT61V-25KBD-SS			
Eng. To Deck	481460		6548BR
Deck Drive	481558		6566BR
Pump	483166		6740BR
STT61V-27CH			
Pump	483165		6739BR
Eng. To Deck	482876		6738BR
Deck Drive	481558		6566BR
STT61V-27KA			
Eng. To Deck	482876		6738BR
Deck Drive	481558		6566BR
Pump	483165		6739BR
STT61V-28CAT-SS			
Eng. To Deck	481460		6548BR
Deck Drive	483741		6786BR
STT61V-29KA-DFI-SS			
Pump	483166		6740BR
Eng. To Deck	482876		6738BR
Deck Drive	481558		6566BR
STT61V-31EFI-SS			
Eng. To Deck	482876		6738BR
Deck Drive	481558		6566BR
STT61V-31KB-DF			
Pump Drive	482876		6738BR
Eng. To Deck	481460		6548BR
Deck Drive	481558		6566BR

Application	OEM No.	Standard Belts	Premium Belts
SCAG POWER EQUIPMENT, INC. - Continued			
STT61V-35BVAC-SS			
Pump	483166		6740BR
Eng. To Deck	482876		6738BR
Deck Drive	481558		6566BR
STT61V-35BV-SS			
Eng. To Deck	482876		6738BR
Deck Drive	481558		6566BR
Pump	483166		6740BR
STT61V-750KA			
Pump	483165		6739BR
Eng. To Deck	482876		6738BR
Deck Drive	481558		6566BR
STT61V-791DFI			
Pump	483166		6740BR
Eng. To Deck	482876		6738BR
Deck Drive	481558		6566BR
STT72A-27KA			
Eng. To Deck	481460		6548BR
Deck Drive	481980		6741BR
Pump; Ser. No. 6670001 Thru 7219999	482171		6735BR
Pump; Ser. No. 7700001 Thru 7789999	481749		6734BR
Pump; Ser. No. 8480001 Thru 8739999	482641		6737BR
STT72A-29KA-DFI			
Eng. To Deck; Ser. No. 8480001 Thru 8739999	481460		6548BR
Eng. To Deck; Ser. No. 9350001 Thru 9649999	482876		6738BR
Deck Drive	481980		6741BR
Pump; Ser. No. 8480001 Thru 8739999	482641		6737BR
Pump; Ser. No. 9350001 Thru 9649999	482873		6737BR
STT72A-29KA-DFI-SS			
Eng. To Deck	482876		6738BR
Deck Drive	481980		6741BR
Pump	483086		6740BR
STT72A-31BSD; STT72A-31BSG			
Blade - Right	481980		6741BR
Eng. To Deck	481460		6548BR
Pump	481461		6581BR
STT72A-31BV-SS			
Eng. To Deck	482876		6738BR
Deck Drive	481980		6741BR
Pump	483086		6740BR
STT72A-35BVAC-SS; STT72A-791DFI			
Pump	483166		6740BR
Eng. To Deck	482876		6738BR
Deck Drive	481980		6741BR
STT72V-28CAT-SS			
Eng. To Deck	481460		6548BR
Deck Drive	481980		6741BR
STT-27KA; STT-29KA-DFI			
Pump	482873		6737BR
STT-31BSD; STT-31BSG			
Eng. To Deck	481460		6548BR
Pump	481461		6581BR
STT-31BV			
Pump	482873		6737BR
STWC48V-25CV; STWC48V-26KA-LC			
Trans.	483172		6912BR
Eng. To Deck	483241		6688BR
Blade Drive	483239		6909BR
STWC52A-25KA			
Deck Drive	482530		6719BR
STWC52V-25KA; STWC52V-26KA-LC			
Trans.	483172		6912BR
Eng. To Deck	483242		6905BR
Blade Drive	483240		6910BR
STWC61A-27CV			
Eng. To Deck	482652		6720BR
Trans.; Ser. No. 9660001 Thru 9669999	482716		6736BR

Belts for Riding Mowers

Lawn & Garden Equipment

Application	OEM No.	Standard Belts	Premium Belts
SCAG POWER EQUIPMENT, INC. - Continued			
STWC61V-26KA-LC; STWC61V-27CV			
Trans	483172		6912BR
Eng. To Deck	483243		6785BR
Blade Drive	483157		6911BR
STZ52-20KH			
Blade - Right	48285		6956
Eng. To Deck	48296		6615BR
Hydro. Pump			6853
Pump	48472		6844
STZ61-20KH			
Blade - Right	48265		6963
Eng. To Deck	48752		6574BR
Pump	48749		6871BR
STZ-20KH			
Pump	48472		6844
Super Z 52"			
Blade	48285		6956
Super Z 61"			
Blade	48265		6963
SVR36A-20FX; SVR36A-600FX; SVR48V-24FX; SVR48V-691FX			
Pump Drive	483520		6907BR
SVR52V-26FX; SVR52V-730FX			
Pump Drive	483520		6907BR
Deck Drive	484100		6901BR
SVR61V-29FX; SVR61V-801FX			
Pump Drive	483520		6907BR
Deck Drive	484197		6567BR
SZC36A-16HN; SZC36A-17KA; SZC36A-19KA; SZC42A-19KA			
Pump Drive	483164		7005BR
SCHWEISS			
50D			
Deck	230006		B100
Drive	230016		B158
60D			
Deck	230003		B115
1840			
Deck	230001		6987
1850			
Deck	230006		B100
Drive	230016		B158
2040			
Deck	230001		6987
2050; 2350			
Deck	230006		B100
Drive	230016		B158
2360			
Deck	230003		B115
2372			
Deck	230035		B128
2450			
Deck	230006		B100
Drive	230016		B158
2460			
Deck	230003		B115
SCOTTS			
S1642			
Deck Drive	M124895		6848BR
Drive	GX10065		6896
S1742			
Deck	M124895		6848BR
Traction	GX10062		6821BR
S2046			
Deck	GX10176		6707BR
Traction; Ser. No. 020000 & Before	GX10065		6896

Application	OEM No.	Standard Belts	Premium Belts
SCOTTS - Continued			
S2046 - Continued			
Traction; Ser. No. 020001 & After	GX10644		6776BR
S2048; S2348			
Primary	M110312		6818BR
Secondary	M110313		6650BR
S2546			
Deck	GX10176		6707BR
Drive	GX10065		6896
S2554			
Primary	M110312		6818BR
Secondary	M118685		6843BR
SEARS ROEBUCK			
131.8000; 131.8010; 131.8020; 131.8030; 131.8050; 131.8051; 131.8060			
Belt	53558	2350	6835
131.8070; 131.8080; 131.8090; 131.8091; 131.8092; 131.8100; 131.8110; 131.8120; 131.8121; 131.8130			
Blade	54622	2250	6825
Trans.	53558	2350	6835
131.8140; 131.8150; 131.8151; 131.8160; 131.8161; 131.8170; 131.8180; 131.8190			
Blade	54622	2250	6825
Trans.	53558	2350	6835
131.8200; 131.8210; 131.8220; 131.8221; 131.8240; 131.8250; 131.8260			
Blade	54185		6843
Trans.	53987	2290	6829
131.8270; 131.8280; 131.8281; 131.8282; 131.8283			
Blade	54185		6843
Trans.		2280	6828
131.8300; 131.8380; 131.8390			
Blade	54622	2250	6825
Trans.	53558	2350	6835
131.8430			
Eng. To Deck	65284	2346	
Trans.	59884		6841
131.8440			
Drive	57955		6870
131.8450			
Gen.	65107		6731
Trans.	57955		6870
131.8460; 131.8470			
Trans.	59849	2730	6873
131.8530; 131.8531; 131.8532			
Eng. To Deck	65284	2346	
Trans.	59884		6841
131.8540; 131.8541			
Drive	STD304700		6870
131.8550			
Gen.	65107		6731
Trans.	57955		6870
131.8560; 131.8561; 131.8570			
Trans.	59849	2730	6873
131.8814			
Blade	76019	2550	6855
Trans.	76018		6841
131.8817			
Blade	76274		6859
Deck	76275		6875
Trans.	76018		6841
131.8818			
P.T.O.	83691		6734
Primary	84287		6840
Secondary	84352		BX78
131.9532			
Blade	53157		6831

Belts for Riding Mowers

Application	OEM No.	Standard Belts	Premium Belts	Application	OEM No.	Standard Belts	Premium Belts
SEARS ROEBUCK - Continued				SEARS ROEBUCK - Continued			
131.81321				131.96513			
Blade; W/25" Belt O.C.	54622	2250	6825	Blade		2490	6849
Blade; W/43" Belt O.C.	55936		6943	131.96600; 131.96601; 131.96602; 131.96610			
Trans.	53558	2350	6835	Deck		2490	6849
131.81323; 131.81340; 131.81341				131.96612			
Blade	55936		6943	Blade		2490	6849
131.81361; 131.81362; 131.81363; 131.81364				131.96615; 131.96616			
Blade	65016		6946	Deck		2490	6849
Eng. To Deck	55936		6943	131.96700			
131.81580; 131.81581				Blade	65016		6946
Drive	21170	2290	6829	Drive	STD304700		6870
131.83900				131.96710; 131.96712			
Blade	54622	2250	6825	Blade	65016		6946
Trans.	53558	2350	6835	Gen.	65133		6732
131.84670				131.96800; 131.96810; 131.96820; 131.96830			
Trans.	59849	2730	6873	Blade	67438		6847
131.88380; 131.88381				Transaxle	67346		6839
Drive			6834	131.96831			
131.88390				Transaxle	67346		6839
Drive			6832	131.96840; 131.96850			
131.88391; 131.88393; 131.91440				Blade	67398		6853
Blade	53157		6831	Trans.	67346		6839
131.94616				131.96860; 131.96861			
Blade	58577		6863	Transaxle	67346		6839
131.96100; 131.96105; 131.96200; 131.96210;				131.96890; 131.96891; 131.96892			
131.96230; 131.96235				Blade	70637		6840
Blade	54622	2250	6835	131.96900; 131.96901; 131.96910			
Transaxle	53558		6835	Blade	67438		6847
131.96251				Transaxle	67346		6839
Blade	67438		6847	131.96911			
Trans.	67346		6839	Trans.	71240		A90
131.96260				131.96917; 131.96920; 131.96921; 131.96927;			
Blade	59884		6841	131.96930			
131.96261; 131.96263				Blade	67438		6847
Blade	67438		6847	Transaxle	67346		6839
Trans.	67346		6839	131.96940; 131.96941			
131.96270; 131.96280; 131.96280-1;				Blade	67398		6853
131.96281; 131.96285; 131.96286; 131.96300;				Trans.	67346		6839
131.96310; 131.96312; 131.96315				131.96950			
Blade	59884		6841	Blade	71635		6863
131.96316				Trans.	67346		6839
Blade	59884		6841	131.96950X			
131.96317				Blade	71635		6863
Blade	70637		6840	131.96960; 131.96970; 131.96970X;			
131.96321; 131.96323				131.96971; 131.96972; 131.96990; 131.96990-			
Blade	67403		6860	1; 131.96991			
131.96326				Trans.	71240		A90
Trans.	67346		6839	131.97450; 131.97460; 131.97470			
131.96330				Belt	53747	1300	6730
Blade	67438		6847	131.98830			
Transaxle	67346		6839	Eng. To Deck	65016		6946
131.96350; 131.96351; 131.96356				Trans.	57955		6870
Blade	59884		6841	131.250810			
131.96361; 131.96363				Blade	59884		6841
Eng. To Deck	67788		6878	131.881801			
Trans.	67398		6853	P.T.O.	83691		6734
131.96400; 131.96410; 131.96412; 131.96413;				Primary	84287		6840
131.96415; 131.96416; 131.96417; 131.96450;				Secondary	84352		BX78
131.96451; 131.96460				131.962512; 131.962513; 131.962612;			
Blade	58577		6863	131.962613; 131.962632; 131.962633			
Drive	58406	2650	6865	Blade	67438		6847
131.96461; 131.96465; 131.96467				Trans.	67346		6839
Blade	58577		6863	131.962860			
Drive	58406	2650	6865	Blade	59884		6841
131.96500; 131.96501; 131.96502; 131.96510;				131.963170			
131.96512				Blade	70637		6840
Deck		2490	6849				

Belts for Riding Mowers

Application	OEM No.	Standard Belts	Premium Belts	Application	OEM No.	Standard Belts	Premium Belts
SEARS ROEBUCK - Continued				SEARS ROEBUCK - Continued			
131.963212; 131.963213; 131.963232; 131.963233				502.25810 (LT10)			
Blade67403			6860	Deck21649			6449BR
131.963262; 131.963263				Transaxle21615			6895
Blade68620			6856	502.25830			
Trans.67346			6839	Blade21649			6449BR
131.965300				Cross Drive			6846
Blade74278	2880		6880	Trans.; W/37" Belt O.C.20715			6837
Deck74277	2610		6861	Trans.; W/95" Belt O.C.37X11			6452BR
Trans.73794	2940		6894	502.25830 (LT10)			
131.969020				Deck21649			6449BR
Trans.67346			6839	Transaxle21615			6895
Transaxle67346			6839	502.25831			
131.969120; 131.969170; 131.969220; 131.969221; 131.969310				Blade37X3			6846
Transaxle67346			6839	Deck37X12			6449BR
131.969460				Trans.37X11			6452BR
Blade67398			6853	502.25890			
Eng. To Deck74212			6857	Cross Drive			6846
Trans.67346			6839	Deck21649			6449BR
131.969730; 131.969800; 131.969802; 131.969930				Trans.21615			6895
Trans.73794			6894	502.25890 (LT10)			
131.9692201				Deck21649			6449BR
Transaxle67346			6839	Transaxle21615			6895
134.81580; 134.81581				502.25891			
Drive21170	2290		6829	Cross Drive			6846
247.27020				Deck21649			6449BR
Deck7540754			6576BR	Trans.21615			6895
Drive7540453			6617BR	502.25891 (LT10)			
502.8130				Deck21649			6449BR
Drive304350	2350		6835	Transaxle21615			6895
502.25120				502.25900; 502.25910			
Belt; W/43" Belt O.C.23072			6843	Eng.21058			6863
Belt; W/62" Belt O.C.23098			6793BR	Eng. To Gear Box23098			6793BR
502.25121				Gear Box To Transaxle23072			6843
Eng. To Gear Box23098			6793BR	502.25981			
Gear Box To Transaxle23072			6843	Blade37X43			6601BR
502.25130				Drive37X55			6891
Belt; W/43" Belt O.C.23072			6843	502.52900; 502.52910			
Belt; W/62" Belt O.C.23098			6793BR	Eng. To Gear Box21058			6863
502.25131				502.63029X1			
Eng. To Gear Box23098			6793BR	Blade20556			6848
Gear Box To Transaxle23072			6843	Deck20555			6841
502.25516A				Trans.20716			6837
Blade37X12			6449BR	502.81300; 502.81301			
Trans.37X65			6453BR	Blade20555			6841
502.25601; 502.25602; 502.25603; 502.25604; 502.25605; 502.25606				Deck20556			6848
Blade25667			6856	Transaxle20716			6837
Trans.20715			6837	502.81370; 502.81373; 502.81375			
502.25609				Blade20717			6856
Blade25667			6856	Trans.20716			6837
Trans.37X5			6837	502.81377			
502.25611; 502.25612; 502.25613				Blade37X2			6848
Blade25686			6822	502.81380; 502.81381			
Drive37X5			6837	Blade20717			6856
502.25800				Trans.20716			6837
Cross Drive			6846	502.81390			
Deck21649			6449BR	Cross Drive21059			6844
Trans.21615			6895	Deck21058			6863
502.25800 (LT10)				Trans.20716			6837
Deck21649			6449BR	502.154190			
Transaxle21615			6895	Blade37X57			6498BR
502.25801; 502.25810				Trans.37X65			6453BR
Cross Drive			6846	502.230891			
Deck21649			6449BR	Blade			6846
Trans.21615			6895	Deck21649			6449BR
502.25801; 502.25810				Trans.21615			6895
Cross Drive			6846	502.245210			
Deck21649			6449BR	Blade37X59			6672BR
Trans.21615			6895	Trans.37X27			6434BR
502.250291				502.250291			
Blade37X2			6848	Blade37X2			6848

Belts for Riding Mowers

Application	OEM No.	Standard Belts	Premium Belts	Application	OEM No.	Standard Belts	Premium Belts
SEARS ROEBUCK - Continued				SEARS ROEBUCK - Continued			
502.250791				502.254153 - Continued			
Blade	20555		6841	Drive; W/40" Belt O.C.	37X38		6425BR
Deck	20556		6848	502.254160			
Trans.	20716		6837	Blade; W/30" Belt O.C.	37X65		6453BR
502.250840; 502.250841				Blade; W/54" Belt O.C.	37X57		6498BR
Cross Drive	23223		6895	Trans.	37X65		6453BR
Deck	23214		6859	502.254170; 502.254171			
Drive	21615		6895	Blade	37X57		6498BR
502.250842				Trans.	37X38		6425BR
Cross Drive	23223		6895	502.254172			
Deck	37X16		6859	Blade	37X57		6498BR
Drive	21615		6895	Drive	37X57		6498BR
502.250843				502.254180; 502.254190			
Blade	37X22		6642BR	Blade	37X57		6498BR
Deck; W/62" Belt O.C.	37X40		6451BR	Trans.	37X65		6453BR
Deck; W/86" Belt O.C.	37X62		6400BR	502.254210; 502.254211			
Trans.	37X11		6452BR	Blade	37X59		6672BR
502.250849				Trans.	37X27		6434BR
Blade	21649		6449BR	502.254260			
Cross Drive			6846	Blade	37X40		6451BR
Drive	21615		6895	Cross Drive	37X54		5716
502.250890; 502.250891; 502.250892;				502.254280			
502.250893				Trans.	37X55		6891
Cross Drive			6846	502.254281; 502.254290			
Deck	21649		6449BR	Blade	37X43		6601BR
Drive	21615		6895	Trans.	37X55		6891
502.250894				502.254380			
Cross Drive			6846	Deck	37X63		6601BR
Deck	37X12		6449BR	Drive	37X61		6452BR
Drive	21615		6895	502.254580			
502.251220; 502.251250				Blade	106085X		6672BR
Drive	37X65		6453BR	502.254690			
502.251341				Blade	37X43		6601BR
Blade	21649		6449BR	502.254970			
Cross Drive			6846	Trans.	37X61		6452BR
502.253760				502.254980			
Blade	37X40		6451BR	Deck	37X62		6400BR
Cross Drive	37X22		6642BR	Trans.	37X61		6452BR
Drive	37X26		6463BR	502.254981; 502.254982			
502.254110				Deck	37X62		6400BR
Blade	37X12		6449BR	Drive	37X61		6452BR
Trans.	37X65		6453BR	502.255010; 502.255011; 502.255020;			
502.254111; 502.254112; 502.254113;				502.255030; 502.255040; 502.255050;			
502.254114				502.255060; 502.255071; 502.255090;			
Deck	37X12		6449BR	502.255091			
Motion Drive	37X65		6453BR	Drive	37X65		6453BR
502.254120				502.255092; 502.255093; 502.255094			
Deck	37X12		6449BR	Drive	37X65		6453BR
Trans.	37X38		6425BR	502.255110; 502.255111; 502.255112;			
502.254121				502.255120			
Blade	37X12		6449BR	Deck	37X63		6601BR
Drive	37X38		6425BR	Drive	37X61		6452BR
502.254130; 502.254131				502.255140; 502.255141; 502.255142			
Trans.	37X38		6425BR	Blade			6846
502.254132				Deck	21649		6449BR
Blade	37X57		6498BR	Trans.	21615		6895
Drive	37X38		6425BR	502.255143			
502.254140				Blade	37X3		6846
Blade	37X57		6498BR	Deck	37X12		6449BR
Trans.	37X51		6376	Trans.	37X61		6452BR
502.254142				502.255150; 502.255151			
Blade	37X57		6498BR	Cross Drive	23749		6899
Traction	37X51		6376	Deck	23748		6862
502.254152				Drive	21615		6895
Blade	37X57		6498BR	502.255160; 502.255161			
Trans.	37X51		6376	Cross Drive			6846
502.254153				Deck	21649		6449BR
Blade; W/54" Belt O.C.	37X57		6498BR	Drive	21615		6895
Blade; W/55" Belt O.C.	37X12		6449BR				
Drive; W/37" Belt O.C.	37X51		6376				

Belts for Riding Mowers

Application	OEM No.	Standard Belts	Premium Belts	Application	OEM No.	Standard Belts	Premium Belts
SEARS ROEBUCK - Continued				SEARS ROEBUCK - Continued			
502.255170; 502.255171; 502.255172				502.255750			
Motion Drive	37X65		6453BR	Blade	37X40		6451BR
502.255180				Cross Drive	37X54		5716
Motion Drive	37X61		6452BR	Eng. To Trans.	37X55		6891
Mower Drive	37X62		6400BR	502.255751; 502.255752; 502.255760;			
502.255190; 502.255191				502.255761			
Cross Drive	23749		6899	Blade	37X40		6451BR
Deck	23748		6862	Cross Drive	37X54		5716
Drive	21615		6895	502.255780; 502.255781			
502.255192				502.255790			
Deck	37X62		6400BR	Blade	37X43		6601BR
Trans.	37X61		6452BR	Trans.	37X45		6490BR
502.255193				502.255791			
Motion Drive	37X61		6452BR	Blade	37X43		6601BR
Mower Drive	37X62		6400BR	Transaxle	37X45		6490BR
502.255290; 502.255291; 502.255292				502.255822			
Cross Drive			6846	Blade	106085X		6672BR
Deck	23882		A57	Trans.	105876X		6893
Drive	21615		6895	502.256010			
502.255320				502.256011; 502.256012			
Blade	23749		6899	Blade	37X7		6856
Deck	23748		6862	Trans.	20716		6837
Trans.	21615		6895	502.256020			
502.255321; 502.255322				502.256021			
Blade	37X22		6642BR	Blade	37X7		6856
Deck	37X40		6451BR	Trans.	37X5		6837
Trans.	37X11		6452BR	502.256030			
502.255380; 502.255381				502.256031			
Blade	37X43		6601BR	Blade	37X7		6856
Trans.	37X45		6490BR	Trans.	37X5		6837
502.255530; 502.255531				502.256032			
Deck	37X63		6601BR	Blade	20717		6856
Drive	37X61		6452BR	Trans.	20715		6837
502.255610				502.256033; 502.256034; 502.256036			
Blade	37X7		6856	Blade	37X7		6856
Trans.	37X51		6376	Trans.	37X5		6837
502.255620; 502.255621; 502.255622;				502.256040			
502.255623				502.256041			
Blade	37X12		6449BR	Blade	20717		6856
Trans.	37X38		6425BR	Trans.	20715		6837
502.255630; 502.255631				502.256042			
Blade	37X50		6854	Blade	37X7		6856
Traction	37X38		6425BR	Trans.	37X5		6837
502.255632; 502.255633				502.256050			
Blade	37X57		6498BR	Blade	20717		6856
Trans.	37X38		6425BR	Trans.	20716		6837
502.255634				502.256051			
Drive	37X38		6425BR	Blade	37X7		6856
502.255640; 502.255641; 502.255642				502.256060			
Belt	37X50		6854	Blade	20717		6856
Traction	37X51		6376	Trans.	20715		6837
502.255644				502.256061; 502.256062			
Blade	37X57		6498BR	Blade	20717		6856
Trans.	37X51		6376	Trans.	20715		6837
502.255650; 502.255651				502.255710			
Belt	37X50		6854	Blade	37X34		6877
Traction	37X51		6376	Cross Drive	37X54		5716
502.255652				502.255711; 502.255712; 502.255713			
Blade	37X57		6498BR	Blade	37X34		6877
Trans.	37X51		6376	Trans.	37X27		6434BR
502.255660				502.255710			
Trans.	37X51		6376	Blade	37X34		6877
502.255710				502.255710			
Blade	37X34		6877	Cross Drive	37X54		5716
Cross Drive	37X54		5716	Trans.	37X27		6434BR
Trans.	37X27		6434BR	502.255711; 502.255712; 502.255713			
502.255711; 502.255712; 502.255713				502.255710			
Blade	37X34		6877	Blade	20717		6856
Trans.	37X27		6434BR	Trans.	20715		6837

Belts for Riding Mowers

Application	OEM No.	Standard Belts	Premium Belts	Application	OEM No.	Standard Belts	Premium Belts
SEARS ROEBUCK - Continued				SEARS ROEBUCK - Continued			
502.256063				502.257043			
Blade	37X7		6856	Trans.	37X26		6463BR
Trans.	37X5		6837	502.257310			
502.256070				Blade	37X57		6498BR
Traction	20716		6837	Drive	37X65		6453BR
Trans.	20715		6837	502.257330; 502.258170			
502.256071				Motion Drive	37X65		6453BR
Trans.	37X5		6837	502.259120			
502.256080				Blade	37X12		6449BR
Trans.	20715		6837	Trans.	37X38		6425BR
502.256090				502.259280			
Blade	20717		6856	Blade	37X43		6601BR
Trans.	20716		6837	Trans.	37X55		6891
502.256091				502.259281			
Blade	37X7		6856	Blade	37X43		6601BR
Trans.	37X6		6837	Trans.	37X45		6490BR
502.256092; 502.256093; 502.256094; 502.256095				502.354264			
Blade	37X7		6856	Deck	37X40		6451BR
Trans.	37X5		6837	502.522653			
502.256110; 502.256111; 502.256112				Blade	37X57		6498BR
Blade	21649		6449BR	Trans.	37X51		6376
Trans.	20715		6837	502.813770			
502.256113; 502.256114; 502.256115; 502.256116; 502.256117; 502.256117A; 502.256118; 502.256119				Blade	20555		6841
Blade	37X12		6449BR	Deck	20556		6848
Trans.	37X5		6837	Transaxle	20716		6837
502.256120; 502.256121				502.813780			
Blade	21649		6449BR	Blade	20556		6848
Trans.	20715		6837	Deck	20556		6848
502.256122; 502.256123; 502.256124; 502.256125; 502.256126				Trans.	20716		6837
Blade	37X12		6449BR	502.2256116			
Trans.	37X5		6837	Blade	37X12		6449BR
502.256127; 502.256128				Trans.	37X5		6837
Blade	37X12		6449BR	502.2508491			
502.256130; 502.256131				Blade			6846
Blade	21649		6449BR	Deck	21649		6449BR
Trans.	20715		6837	Trans.	21615		6895
502.256132; 502.256133; 502.256134; 502.256135; 502.256136; 502.256136A; 502.256137; 502.256138				502.2560811			
Blade	37X12		6449BR	Trans.	37X5		6837
Trans.	37X5		6837	502.2561121; 502.2561122; 502.2561321			
502.256139				Blade	37X12		6449BR
Blade	37X12		6449BR	536.25094			
502.256140				Deck	48044		6454BR
Blade	21649		6449BR	Drive	39454		6463BR
Trans.	20715		6837	536.81330			
502.256141; 502.256142; 502.256160; 502.256170; 502.256171				Blade; W/70" Belt O.C.	42111		6630BR
Blade	37X12		6449BR	Blade; W/88" Belt O.C.	39454		6463BR
Trans.	37X5		6837	536.81340; 536.81341; 536.81342			
502.256172				Drive	LP2154	2200	6820
Blade	37X12		6449BR	536.81350; 536.81351; 536.81352; 536.81353; 536.81354; 536.81356			
Trans.	37X51		6376	Belt	LP708	3380	6938
502.256180; 502.256181; 502.256190				536.81360; 536.81361; 536.81362			
Blade	37X12		6449BR	Blade; W/70" Belt O.C.	42111		6630BR
Trans.	37X5		6837	Blade; W/88" Belt O.C.	39454		6463BR
502.256210				536.81450; 536.81451; 536.81452; 536.81453; 536.81454			
Drive	37X65		6453BR	Drive	RM2754	2280	6828
502.257010				536.81456			
Eng.	37X15		6862	Drive	RM3333	2275	
Trans.	37X14		6843	536.85316; 536.85870			
502.257040; 502.257041; 502.257042				Belt	RM2543		6828
Trans.	37X15		6862	536.96310			
Drive	37X23		6843	Blade	45186	2630	
				Trans.			6856
				536.96320			
				Blade	45186	2630	
				Trans.	43979		6856
				536.96330			
				Blade	43066		6520BR

Lawn & Garden Equipment

Belts for Riding Mowers

Lawn & Garden Equipment

Application	OEM No.	Standard Belts	Premium Belts
SEARS ROEBUCK - Continued			
536.96330 - Continued			
Speed Reducer; Long	43947		6855
Speed Reducer; Short	43946		6846
Transaxle	39454		6463BR
536.96331			
Blade	43066		6520BR
Transaxle	39454		6463BR
536.96360			
Blade	43066		6520BR
Transaxle	39454		6463BR
Speed Reducer; Long	43947		6855
Speed Reducer; Short	43946		6846
536.96361; 536.96362			
Blade	43066		6520BR
Transaxle	39454		6463BR
536.250820; 536.250821; 536.250822;			
536.250823			
Blade	45186	2630	
Trans.	43979		6856
536.250850			
Blade	47201		6825
Drive	47200		6829
536.250860; 536.250870			
Blade	45187	2440	
Drive	43979		6856
536.250910; 536.250920; 536.250921;			
536.250922			
Blade	43066		6520BR
Trans.	39455		6863
536.250930; 536.250931; 536.250933;			
536.250940; 536.250941; 536.250942			
Blade	48044		6454BR
Trans.	39454		6463BR
536.250960			
Blade	43066		6520BR
Trans.	39454		6463BR
536.252570; 536.252571			
Deck	314108		6537BR
Drive	335708		6881
536.255110; 536.255112			
Blade	45186	2630	
Trans.	43979		6856
536.255113			
Deck	45186	2630	6863
Drive	43979		6856
536.255210; 536.255212			
Blade	48044		6454BR
Trans.	39454		6463BR
536.255220; 536.255221			
Blade	47390		6871
Trans.	43979		6856
536.255230; 536.255231			
Blade	43066		6520BR
Trans.	43979		6856
536.255232			
Deck	43066		6520BR
Drive	43979		6856
536.255240			
Blade	43066		6520BR
Trans.	43979		6856
536.255250			
Blade	47390		6871
Trans.	43979		6856
536.255280			
Deck	49878		6467BR
Primary Drive	50597		6830
Secondary Drive	49580	2405	
536.255860			
Deck	300680		6555BR

Application	OEM No.	Standard Belts	Premium Belts
SEARS ROEBUCK - Continued			
536.255861			
Deck	300680		6408BR
536.255870; 536.255880			
Deck	318372		6702BR
Drive	314120		6887
536.257670			
Deck	314108		6537BR
Drive	314120		6887
536.270111; 536.270112; 536.270211;			
536.270212			
Deck	37X57		6498BR
Drive	37X65		6453BR
536.270270			
Blade	37X111		6657BR
536.270280; 536.270281			
Deck	37X111		6657BR
536.270290			
Deck	37X111		6657BR
Drive	37X110		6656BR
536.657000; 536.657020			
Blade	45187	2440	
Drive	43979		6856
536.657040			
Trans.	43979		6856
Blade	47390		6871
536.658080			
Blade	48044		6454BR
Trans.	39454		6463BR
536.963100			
Blade	45186	2630	
Trans.	43979		6856
536.963310; 536.963630; 536.963631			
Blade	43066		6520BR
Transaxle	39454		6463BR
536.963700			
Deck	46466		6983
Transaxle	39454		6463BR
536.990700			
Traction	49570		6837
538.81980; 538.81981; 538.81982; 538.81990;			
538.81991			
Belt		2200	6820
564.250910			
Deck	43066		6520BR
Drive	39455		6863
809.85621; 809.85623; 809.85624; 809.85770;			
809.85775; 809.85811; 809.85812; 809.85813;			
809.85814; 809.85816			
Belt	2543		6828
917.2550			
Starter/Gen.	3754H1		3V315
Trans.		3790	6979
917.8310			
Belt; W/43" Belt O.C.	4384H		6943
917.8320; 917.8321; 917.8322			
Blade; W/43" Belt O.C.	55936		6943
Blade; W/71" Belt O.C.	55941		6971
917.8330; 917.8331; 917.8340; 917.8341			
Blade; W/31" Belt O.C.	65107		6731
Blade; W/43" Belt O.C.	55936		6943
Drive	STD304700		6870
917.8360; 917.8361; 917.8362; 917.8370;			
917.8371; 917.8372			
Blade; W/48" Belt O.C.		3480	6948
Blade; W/49" Belt O.C.	5092H		6949
Transaxle	5091H		6982
917.8400; 917.8420			
Drive	STD304700		6870
Gen.	65107		6731

Belts for Riding Mowers

Application	OEM No.	Standard Belts	Premium Belts	Application	OEM No.	Standard Belts	Premium Belts
SEARS ROEBUCK - Continued				SEARS ROEBUCK - Continued			
917.9950; 917.9951				917.25264 - Continued			
Gen.	3754H1		6733	Primary Drive	4866J		6878
Trans.	5091H		6982	917.25268			
917.25000				Blade	100670N		6879
Trans.	6474H	3810	6981	Primary	102726X		6947
917.25010; 917.25011; 917.25020; 917.25021				917.25290; 917.25302; 917.25310; 917.25311			
Gen.	5436H		7320	Gen.	3754H1		3V315
Trans.	6474H	3810	6981	Trans.	6474H	3810	6981
917.25030; 917.25040; 917.25041				917.25311 Super Tractor			
Trans.	6474H	3810	6981	Trans.			6981
917.25050; 917.25051; 917.25060; 917.25061; 917.25070				917.25340; 917.25350; 917.25352; 917.25370; 917.25371			
Trans.	8833H		6973	Gen.	3754H1		3V315
917.25080; 917.25081; 917.25090; 917.25091; 917.25092				Trans.	6474H	3810	6981
Gen.	5436H		7320	917.25380; 917.25381			
Trans.	6474H	3810	6981	Gen.	9766H		7355
917.25100				Trans.	2295R		6982
Drive	6474H		6981	917.25400			
Gen.	3754H1		3V315	Starter/Gen.	3754H1		3V315
917.25100 Suburban				Trans.		3790	6979
Ground Drive	6474H		6981	917.25420; 917.25430			
Starter/Gen.	3754H1		3V315	Drive	8833H	3730	6973
917.25101; 917.25110				Gen.	5436H		7320
Drive	6474H		6981	917.25440			
Gen.	3754H1		3V315	Transaxle	8833H		6973
917.25110 Suburban				917.25450; 917.25460; 917.25470			
Ground Drive	6474H		6981	Drive	8833H	3730	6973
Starter/Gen.	3754H1		3V315	Gen.	5436H		7320
917.25111; 917.25120; 917.25121; 917.25130				917.25480			
Drive	6474H		6981	Gen.	3754H1		3V315
Gen.	3754H1		3V315	Trans.	6474H	3810	6981
917.25130 Suburban				917.25481			
Ground Drive	6474H		6981	Trans.	6474H		6981
Starter/Gen.	3754H1		3V315	917.25490			
917.25131				Drive	8833H	3730	6973
Drive	6474H		6981	Gen.	5436H		7320
Gen.	3754H1		3V315	917.25500; 917.25501			
917.25140; 917.25141; 917.25150; 917.25151; 917.25160; 917.25161				Starter/Gen.; W/31 1/2" Belt O.C.	3754H1		3V315
Trans.	8845R		6874	Starter/Gen.; W/32" Belt O.C.	5436H		7320
917.25170				Trans.	8100H		6979
Drive	6474H		6981	917.25510; 917.25510A; 917.25510B; 917.25511; 917.25520; 917.25520A; 917.25520B; 917.25550			
Gen.	3754H1		3V315	Gen.	3754H1		3V315
917.25180; 917.25181; 917.25190; 917.25191				Trans.	6474H	3810	6981
Trans.	2692R		6983	917.25570; 917.25580; 917.25590			
917.25200; 917.25201				Drive	8833H	3730	6973
Starter/Gen.	9766H		7355	Gen.	5436H		7320
Trans.	2295R		6982	917.25600			
917.25220				Drive	8100H		6979
Drive	6474H		6981	Gen.	9766H		7355
Gen.	3754H1		3V315	917.25610; 917.25620			
Trans.	6474H		6981	Gen.	9766H		7355
917.25221; 917.25230; 917.25231				Trans.	2295R		6982
Gen.	5436H		7320	917.25630; 917.25631			
Trans.	6474H	3810	6981	Gen.	3754H1		3V315
917.25260				Trans.	6474H	3810	6981
Gen.	3754H1		3V315	917.25640			
Trans.	6474H	3810	6981	Gen.	9766H		7355
917.25261				Trans.	2295R		6982
Gen.	5436H		7320	917.25660			
Trans.	6474H	3810	6981	Drive	130801		6758BR
917.25263				Primary	148763		6702BR
Blade	7080J		6861	Secondary	144959		6758BR
Deck	4798J		6878	917.25700; 917.25701; 917.25710			
Drive	4866J		6878	Transaxle	3350R		6891
917.25264				917.25720; 917.25721; 917.25722			
Blade	7080J		6861	Transaxle	8833H		6973
Deck	4798J		6878				

Belts for Riding Mowers

Lawn & Garden Equipment

Application	OEM No.	Standard Belts	Premium Belts	Application	OEM No.	Standard Belts	Premium Belts
SEARS ROEBUCK - Continued				SEARS ROEBUCK - Continued			
917.25723; 917.25730; 917.25731; 917.25732;				917.60628; 917.60633; 917.60634; 917.60637;			
917.25733; 917.25734; 917.25740; 917.25741;				917.60644; 917.60645; 917.60646			
917.25742; 917.25743							
Gen.	3754H1		3V315	Gen.	3754H		6733
Transaxle	6474H	3810	6981	Eng. To Idler	1323H		6970
917.25744				Reverse	3496H		6827
Gen.	3754H1		3V315	Transaxle	1322H		6929
Transaxle	6474H	3810	6981	917.61201; 917.61202			
917.25750; 917.25751; 917.25752				Drive; W/35" Belt O.C.	2852H		6935
Transaxle	2692R		6983	Drive; W/41" Belt O.C.	2853H		6941
917.25760				Drive; W/92" Belt O.C.	2851H		6892
Transaxle	3350R		6891	917.81320; 917.81360			
917.25760-1				Blade	55936		6943
Blade	6944R		6971	917.88010; 917.88011; 917.88020; 917.88021			
Trans.	3350R		6891	Drive; W/35" Belt O.C.	2852H		6935
917.25761				Drive; W/41" Belt O.C.	2853H		6941
Transaxle	3350R		6891	Drive; W/92" Belt O.C.	2851H		6892
917.25770; 917.25780				917.96270			
Blade	6944R		6971	Deck	59884		6841
Trans.	3350R		6891	Drive	58406		6865
917.25781; 917.25782				917.99400			
Transaxle	3350R		6891	Trans.	6474H		6981
917.25790; 917.25792; 917.25793				917.99401			
Trans.	5437R		6851	Gen.	3754H1		6733
917.25820; 917.25840; 917.25841; 917.25842;				Trans.	6474H		6981
917.25843				917.99410			
Blade	6944R		6971	Gen.	3754H1		3V315
Trans.	3350R		6891	Transaxle	6474H		6981
917.25860; 917.25861; 917.25862; 917.25863;				917.99411			
917.25865; 917.25870; 917.25871; 917.25873;				Gen.	3754H1		6733
917.25874				Trans.	6474H		6981
Trans.	6474H		6981	917.99420; 917.99421			
917.25880; 917.25881; 917.25882; 917.25883;				Gen.	3754H1		3V315
917.25884				Trans.	6474H		6981
Trans.	2692R		6983	917.99500			
917.25920				Gen.	3754H1		6733
Deck	131290		6459BR	Trans.	5091H		6982
Drive	124525X		6889	917.99501			
917.25921				Gen.	3754H1		6733
Transaxle	8833H		6973	Trans.	6474H		6981
917.25930				917.99510; 917.99511			
Deck	131290		6459BR	Gen.	3754H1		6733
Drive	124525X		6889	Trans.	5091H		6982
917.25940; 917.25941				917.99520; 917.99530			
Trans.	6474H		6981	Gen.	3754H1		6733
917.25950				Trans.	6474H		6981
Trans.	2692R		6983	917.99800; 917.99801; 917.99810; 917.99811			
Transaxle	67346		6839	Gen.	3754H1		3V315
917.25951; 917.25960; 917.25961; 917.25963				Transaxle	6474H		6981
Trans.	2692R		6983	917.99820			
917.25970; 917.25980				Gen.	3754H1		3V315
Trans.	5125R		6868	Starter/Gen.			6981
917.57560; 917.57562; 917.57571				Transaxle	6474H		6981
Reverse	7843M	1290	6729	917.225130			
Speed Changer; W/19" Belt O.C.	9440M		6819	Trans.	73794	2940	6894
Speed Changer; W/36" Belt O.C.	9441M		6836	917.250020			
Belt; W/40" Belt O.C.	4322M		6840	Deck	106085X		6672BR
917.57583				Drive	123796X		6432BR
Clutch	9768M		6840	917.250030			
Reverse	7843M	1290	6729	Trans.	110883X		6899
917.57584; 917.57597; 917.57598; 917.57599				917.250031			
Reverse	7843M	1290	6729	Drive	110883X		6899
Speed Changer; W/19" Belt O.C.	9440M		6819	917.250032			
Speed Changer; W/36" Belt O.C.	9441M		6836	Drive	110883X		6899
Belt; W/40" Belt O.C.	4322M		6840	Primary	110884X		6714BR
917.59101				Secondary	106381X		6892
Belt; W/45" Belt O.C.	8199M		6945				
Belt; W/56" Belt O.C.	8200M		6956				

Belts for Riding Mowers

Application	OEM No.	Standard Belts	Premium Belts	Application	OEM No.	Standard Belts	Premium Belts
SEARS ROEBUCK - Continued				SEARS ROEBUCK - Continued			
917.250040				917.252301			
Deck	106085X		6672BR	Starter/Gen.	3754H1		3V315
Drive	123796X		6432BR	Trans.		3790	6979
917.250050; 917.250051				917.252500; 917.252520; 917.252521			
Drive	110883X		6899	Deck	144200		6463BR
917.250260; 917.250261; 917.250262				Ground Drive	130801		6758BR
Drive	137153		6798BR	917.252530; 917.252531; 917.252532			
Primary	139573		6798BR	Deck	144200		6463BR
Secondary	138255		6758BR	Drive	140294		6434BR
917.250270				917.252580			
Drive	140218		6811BR	Deck	144200		6463BR
Primary	148763		6702BR	Ground Drive	130801		6758BR
Secondary	144959		6758BR	917.252630			
917.250370; 917.250420				Blade	7080J		6861
Deck	144200		6463BR	Deck	4798J		6878
Drive	160855		6432BR	917.252631			
917.250430; 917.250431; 917.250440				Mower Deck	4798J		6878
Deck	144959		6758BR	Mower Drive	7080J		6861
Drive	160855		6432BR	917.252633			
917.250450; 917.250470				Mower Deck	4798J		6878
Deck	144959		6758BR	Mower Drive	7080J		6861
Drive	140294		6434BR	Primary Drive	4866J		6878
917.250480; 917.250481; 917.250482				917.252634; 917.252635			
Drive	137153		6798BR	Mower Deck	4798J		6878
Primary	131264		6458BR	Mower Drive	7080J		6861
Secondary	131290		6459BR	917.252640; 917.252641; 917.252643;			
917.250490; 917.250491				917.252644; 917.252645; 917.252650;			
Drive	140218		6811BR	917.252651; 917.252652; 917.252653;			
Primary	131264		6458BR	917.252654			
Secondary	131290		6459BR	Blade	7080J		6861
917.250510; 917.250550				Deck	4798J		6878
Ground Drive	137153		6798BR	917.252670; 917.252671; 917.252672;			
917.250710; 917.250720; 917.250730				917.252673; 917.252674; 917.252680;			
Blade	74164		6851	917.252681; 917.252682; 917.252683			
Trans.	67346		6839	Blade	100670N		6879
917.250740				Primary	102726X		6947
Blade	67398		6853	917.252702			
Deck	74212		6857	Deck	518J		6869
Trans.	67346		6839	Eng. To Trans.	1629J		6883
917.250790				917.252930; 917.252931; 917.252932;			
Drive	137153		6798BR	917.252933			
Primary	148763		6702BR	Blade	100670N		6879
Secondary	144959		6758BR	Primary	102726X		6947
917.250810				Starter/Gen.	3754H1		3V315
Blade	59884		6841	Trans.		3790	6979
917.250830				917.253502			
Trans.	71240		A90	Trans.	6474H		6981
917.250830-1; 917.250831		2940	6894	917.253710; 917.253711; 917.253712;			
Trans.	73794			917.253714; 917.253715			
917.251041				Eng. To Variator	7075J		6968
Blade	7335H		6845	917.253720			
Main Drive	6517H		69100	Belt	7074J	2650	
Mower			69100	917.253740; 917.253740-1; 917.253741;			
917.251480				917.253742; 917.253742-3; 917.253742-4;			
Drive	137153		6798BR	917.253744; 917.253745			
Primary	148763		6702BR	Drive	101342N		6714BR
Secondary	144959		6758BR	917.253891			
917.251481				Blade	3703J		68100
Ground Drive	137153		6798BR	Drive	110884		6714BR
Primary	148763		6702BR	917.254170			
Secondary	144959		6758BR	Blade	4798J		6878
917.251482				Deck	7080J		6861
Drive	137153		6798BR	917.254220			
Primary	148763		6702BR	Blade	106085X		6672BR
Secondary	144959		6758BR	Trans.	105732X		6713BR
917.251490; 917.251491; 917.251492;				917.254221; 917.254230			
917.251493				Deck	106085X		6672BR
Ground Drive	140218		6811BR	Trans.	120302X		6713BR
Primary	148763		6702BR				
Secondary	144959		6758BR				

Lawn & Garden Equipment

Belts for Riding Mowers

Lawn & Garden Equipment

Application	OEM No.	Standard Belts	Premium Belts
SEARS ROEBUCK - Continued			
917.254231; 917.254232			
Deck	106085X		6672BR
917.254240; 917.254241			
Deck	37X40		6451BR
Trans	105732X		6713BR
917.254242			
Deck	106085X		6672BR
Trans	120302X		6713BR
917.254243			
Blade	106085X		6672BR
Trans	105732X		6713BR
917.254244; 917.254245			
Blade	106085X		6672BR
Trans	120302X		6713BR
917.254270; 917.254271; 917.254272			
Blade	106085X		6672BR
Drive	105732X		6713BR
917.254273; 917.254274; 917.254310;			
917.254311; 917.254312			
Blade	106085X		6672BR
Trans	120302X		6713BR
917.254320			
Blade			6879
Trans	105876X		6893
917.254321			
Blade	106085X		6672BR
Trans	120302X		6713BR
917.254322			
Blade	106085X		6672BR
917.254330; 917.254331; 917.254332			
Blade	106085X		6672BR
Trans	120302X		6713BR
917.254350; 917.254360; 917.254361			
Blade	106085X		6672BR
Trans	108103X		6881
917.254410			
Blade	106381X		6892
Deck	106863X		6457BR
Trans	101342N		6714BR
917.254411			
Deck	106085X		6672BR
Trans	108103X		6881
917.254412			
Blade	106381X		6892
Deck	106863X		6457BR
Trans	101342N		6714BR
917.254420; 917.254421			
Blade	106381X		6892
Deck	106863X		6457BR
Drive	110883X		6899
917.254422			
Blade	110884X		6714BR
Deck	106381X		6892
Trans	110883X		6899
917.254430; 917.254431			
Deck	106381X		6892
Drive	110883X		6899
917.254432			
Blade	110884X		6714BR
Deck	106381X		6892
Trans	110883X		6899
917.254440			
Blade	106085X		6672BR
Drive; W/99" Belt O.C.	110883X		6899
Drive; W/81" Belt O.C.	108103X		6881
917.254450			
Blade	106085X		6672BR
Drive	123796X		6432BR
917.254451			
Deck	106085X		6672BR

Application	OEM No.	Standard Belts	Premium Belts
SEARS ROEBUCK - Continued			
917.254451 - Continued			
Drive	123796X		6432BR
917.254460			
Blade	106085X		6672BR
917.254480			
Blade	106085X		6672BR
Deck	106381X		6892
Drive; W/99" Belt O.C.	110883X		6899
Drive; W/81" Belt O.C.	108103X		6881
917.254481			
Blade	106085X		6672BR
Drive	108103X		6881
917.254490			
Deck; W/92" Belt O.C.	106381X		6892
Deck; W/100" Belt O.C.	3703J		68100
Trans	110883X		6899
917.254520			
Blade	106085X		6672BR
Trans	125907X		6713BR
917.254521; 917.254530			
Deck	106085X		6672BR
Drive	125907X		6713BR
917.254531; 917.254532			
Deck	131290		6459BR
Drive	125907X		6713BR
917.254550; 917.254551; 917.254560			
Blade	106085X		6672BR
Trans	120302X		6713BR
917.254561			
Deck	106085X		6672BR
Trans	120302X		6713BR
917.254580			
Blade	106085X		6672BR
Trans	120302X		6713BR
917.254610			
Blade	106085X		6672BR
Trans	125907X		6713BR
917.254611			
Deck	106085X		6672BR
Drive	125907X		6713BR
917.254620; 917.254621; 917.254622			
Blade	106085X		6672BR
Trans	120302X		6713BR
917.254623			
Deck	106085X		6672BR
Drive	120302X		6713BR
917.254630			
Trans	120302X		6713BR
917.254631; 917.254632; 917.254640;			
917.254641; 917.254642			
Blade	106085X		6672BR
Trans	120302X		6713BR
917.254643			
Deck	106085X		6672BR
Drive	120302X		6713BR
917.254650			
Blade	106085X		6672BR
Trans	125907X		6713BR
917.254651			
Deck	106085X		6672BR
Drive	125907X		6713BR
917.254660; 917.254661; 917.254670			
Blade	106085X		6672BR
Trans	120302X		6713BR
917.254680			
Blade	106085X		6672BR
Trans	108103X		6881
917.254710			
Deck	106085X		6672BR

Belts for Riding Mowers

Application	OEM No.	Standard Belts	Premium Belts	Application	OEM No.	Standard Belts	Premium Belts
SEARS ROEBUCK - Continued				SEARS ROEBUCK - Continued			
917.254710 - Continued				917.255260 - Continued			
Trans.	120302X		6713BR	Drive	543J		6867
917.254720				917.255270			
Blade	106085X		6672BR	Blade	518J		6869
917.254721				Drive	1629J		6883
Deck	106085X		6672BR	917.255270-1; 917.255270-2; 917.255270-3;			
917.254722				917.255270-4; 917.255270-5; 917.255270-6;			
Blade	106085X		6672BR	917.255270-7; 917.255270-8; 917.255270-9			
917.254740				Deck	518J		6869
Blade	106085X		6672BR	Eng. To Trans.	1629J		6883
Trans.	108103X		6881	917.255271			
917.254741				Blade	518J		6869
Deck	106085X		6672BR	Drive	1629J		6883
Drive	123461X		6881	917.255272; 917.255273; 917.255274;			
917.254750				917.255275; 917.255276			
Deck	131290		6459BR	Deck	518J		6869
Drive	125907X		6713BR	Eng. To Trans.	1629J		6883
917.254760				917.255277			
Blade	106085X		6672BR	Blade	100717N		6869
Trans.	108103X		6881	Traction			6883
917.254780; 917.254790; 917.254791				917.255278			
Deck	106085X		6672BR	Deck	518J		6869
Drive	125907X		6713BR	Eng. To Trans.	1629J		6883
917.254820				917.255279			
Blade; W/55" Belt O.C.	21649		6449BR	Blade	100717N		6869
Blade; W/79" Belt O.C.	106085X		6672BR	Traction			6883
Drive	20715		6837	917.255330			
Trans.	105732X		6713BR	Trans.	73794	2940	6894
917.254850; 917.254851				917.255340; 917.255350			
Deck	130969		6457BR	Blade	518J		6869
Drive	130801		6758BR	917.255370			
917.254860; 917.254861				Blade	100717N		6869
Deck	130969		6457BR	Traction			6883
Drive	131006		6898	917.255370-1			
917.254920				Trans.	1629J		6883
Deck	106085X		6672BR	917.255371; 917.255372			
Drive	125907X		6713BR	Blade	100717N		6869
917.254930				Traction			6883
Blade	106085X		6672BR	917.255373			
Trans.	125907X		6713BR	Trans.	1629J		6883
917.254940				917.255410			
Blade	37X40		6451BR	Blade	518J		6869
917.254941				Traction	543J		6867
Blade	106085X		6672BR	Trans.	120302X		6713BR
Trans.	125907X		6713BR	917.255411			
917.254942				Blade	518J		6869
Deck	106085X		6672BR	Trans.	543J		6867
Drive	125907X		6713BR	917.255412			
917.254950				Blade	100717N		6869
Blade	106085X		6672BR	Traction	543J		6867
917.254960				917.255413			
Deck	106085X		6672BR	Blade	518J		6869
Drive	125907X		6713BR	Trans.	543J		6867
917.254990				917.255414			
Deck	106085X		6672BR	Blade	100717N		6869
Drive	126576X		6882	Traction	543J		6867
917.255020				917.255415			
Blade	106085X		6672BR	Blade	518J		6869
917.255120				Trans.	543J		6867
Blade	518J		6869	917.255416			
Trans.	543J		6867	Traction	543J		6867
917.255121				917.255417			
Blade	518J		6869	Eng. To Variator	177J		6943
Drive	5125R		6868	Variator To Trans.	178J		6952
917.255131				917.255510; 917.255520			
Blade	518J		6869	Blade	106085X		6672BR
Trans.	73794	2940	6894	Trans.	125907X		6713BR
917.255260				917.255590			
Blade	518J		6869	Deck	131290		6459BR

Belts for Riding Mowers

Application	OEM No.	Standard Belts	Premium Belts
SEARS ROEBUCK - Continued			
917.255590 - Continued			
Drive	126576X		6882
917.255701; 917.255702; 917.255703;			
917.255704			
Trans.	1629J		6883
917.255720			
Blade	106085X		6672BR
Deck	100670N		6879
Trans.	105732X		6713BR
917.255722; 917.255723; 917.255724;			
917.255725; 917.255726; 917.255727;			
917.255730; 917.255732; 917.255733;			
917.255734			
Blade	106085X		6672BR
Trans.	105732X		6713BR
917.255735; 917.255736; 917.255740;			
917.255741; 917.255742			
Blade	106085X		6672BR
Trans.	105732X		6713BR
917.255810			
Blade	106085X		6672BR
Deck	100670N		6879
Trans.	105732X		6713BR
917.255812; 917.255813			
Blade	106085X		6672BR
Trans.	105732X		6713BR
917.255820			
Blade	100670N		6879
Trans.	105876X		6893
917.255821; 917.255822			
Blade	106085X		6672BR
Trans.	105876X		6893
917.255830; 917.255831			
Blade	106085X		6672BR
Trans.	120302X		6713BR
917.255850			
Blade	106085X		6672BR
Trans.	108103X		6881
917.255910			
Blade	106381X		6892
Drive; W/93" Belt O.C.	101342N		6714BR
Drive; W/99" Belt O.C.	110883X		6899
917.255911			
Blade	106381X		6892
Trans.	101342N		6714BR
917.255912			
Blade	106381X		6892
Deck	106863X		6457BR
Drive	101342N		6714BR
917.255913			
Blade	106381X		6892
Deck	106863X		6457BR
Trans.	101342N		6714BR
917.255914			
Blade	106381X		6892
Deck	110884X		6714BR
Trans.	110883X		6899
917.255915			
Blade	106381X		6892
Deck	106863X		6457BR
Drive	101342N		6714BR
917.255916; 917.255917; 917.255918			
Blade	106381X		6892
Deck	110884X		6714BR
Trans.	110883X		6899
917.255920			
Drive	123796X		6432BR
917.255930; 917.255934; 917.255935;			
917.255950; 917.255960; 917.255961			
Blade	106381X		6892

Application	OEM No.	Standard Belts	Premium Belts
SEARS ROEBUCK - Continued			
917.255930; 917.255934; 917.255935;			
917.255950; 917.255960; 917.255961 -			
Continued			
Deck	110884X		6714BR
Trans.	110883X		6899
917.256220; 917.256230; 917.256240			
Blade	124293X		6880
Traction	124525X		6889
917.256320; 917.256321; 917.256322			
Deck	124293X		6880
Drive	126520X		6459BR
917.256350; 917.256360			
Deck	144200		6463BR
Drive	130801		6758BR
917.256370; 917.256380			
Deck	144200		6463BR
Drive	140294		6434BR
917.256390			
Deck	144200		6463BR
Drive	141416		6444BR
917.256410; 917.256420; 917.256421			
Deck	144200		6463BR
Drive	130801		6758BR
917.256430			
Deck	144200		6463BR
Drive	140294		6434BR
917.256450; 917.256451; 917.256460			
Deck	144200		6463BR
Drive	130801		6758BR
917.256490; 917.256491			
Deck	144200		6463BR
Drive	141416		6444BR
917.256500; 917.256501; 917.256510;			
917.256511; 917.256521; 917.256522;			
917.256523; 917.256524			
Deck	144200		6463BR
Drive	130801		6758BR
917.256530; 917.256531; 917.256532			
Deck	144200		6463BR
Drive	140294		6434BR
917.256540; 917.256541; 917.256542;			
917.256543; 917.256544; 917.256545			
Deck	144200		6463BR
Drive	130801		6758BR
917.256550; 917.256551; 917.256552;			
917.256553			
Deck	144200		6463BR
Drive	140294		6434BR
917.256560; 917.256561; 917.256562;			
917.256563			
Deck	144200		6463BR
Drive	130801		6758BR
917.256570; 917.256571			
Deck	144200		6463BR
Drive	140294		6434BR
917.256580; 917.256581; 917.256582;			
917.256583			
Deck	144200		6463BR
Drive	130801		6758BR
917.256590; 917.256591			
Deck	144200		6463BR
Drive	140294		6434BR
917.256600; 917.256601			
Drive	130801		6758BR
Primary	148763		6702BR
Secondary	144959		6758BR
917.256610; 917.256611			
Drive	140294		6434BR
Primary	148763		6702BR
Secondary	144959		6758BR

Belts for Riding Mowers

Application	OEM No.	Standard Belts	Premium Belts
SEARS ROEBUCK - Continued			
917.256660; 917.256661			
Drive	130801		6758BR
Primary	148763		6702BR
Secondary	144959		6758BR
917.256662			
Drive	130801		6758BR
Primary	139573		6798BR
Secondary	144959		6758BR
917.256670			
Drive	140294		6434BR
Primary	148763		6702BR
Secondary	144959		6758BR
917.256680			
Drive	130801		6758BR
Primary	148763		6702BR
Secondary	144959		6758BR
917.256690			
Drive	140294		6434BR
Primary	148763		6702BR
Secondary	144959		6758BR
917.256700; 917.256701; 917.256702			
Drive	130801		6758BR
Primary	148763		6702BR
Secondary	144959		6758BR
917.256710; 917.256711; 917.256712			
Drive	140294		6434BR
Primary	148763		6702BR
Secondary	144959		6758BR
917.256810; 917.256811; 917.256812			
Deck	144200		6463BR
Drive	130801		6758BR
917.256820			
Deck	131264		6458BR
Drive	124525X		6889
917.256830			
Deck	144200		6463BR
Drive	130801		6758BR
917.256850; 917.256851			
Deck	131290		6459BR
Drive	124525X		6889
917.256870			
Deck	144200		6463BR
Drive	141416		6444BR
917.256880; 917.256881			
Deck	131290		6459BR
Drive	124525X		6889
917.256890; 917.256891			
Deck	144200		6463BR
Drive	141416		6444BR
917.256920			
Deck	131290		6459BR
Drive	124525X		6889
917.256921			
Deck	131290		6459BR
Drive	126520X		6459BR
917.256922; 917.256930			
Deck	131290		6459BR
Drive	124525X		6889
917.257020; 917.257021; 917.257030			
Primary Trans.	177J		6943
Secondary Trans.	178J		6952
917.257031; 917.257032			
Deck	9121R		A112
Primary Trans.	177J		6943
Secondary Trans.	178J		6952
917.257050; 917.257060; 917.257061			
Trans.	2692R		6983
917.257070			
Trans.	5125R		6868

Application	OEM No.	Standard Belts	Premium Belts
SEARS ROEBUCK - Continued			
917.257080; 917.257081; 917.257082			
Drive	2692R		6983
Trans.	2692R		6983
917.257090; 917.257091			
Primary Trans.	177J		6943
Secondary Trans.	178J		6952
917.257110; 917.257111; 917.257112;			
917.257114; 917.257120; 917.257130			
Trans.	2692R		6983
917.257210; 917.257211; 917.257280;			
917.257281; 917.257290			
Deck	131290		6459BR
Drive	125907X		6713BR
917.257350			
Blade	106085X		6672BR
Trans.	125907X		6713BR
917.257360			
Blade	106085X		6672BR
917.257460			
Deck	124293X		6880
Drive	124525X		6889
917.257470; 917.257480			
Blade	106085X		6672BR
Trans.	125907X		6713BR
917.257481			
Deck	106085X		6672BR
Drive	125907X		6713BR
917.257550			
Deck	140067		6551BR
Drive	130801		6758BR
917.257551; 917.257552			
Deck	144200		6463BR
Drive	130801		6758BR
917.257560			
Deck	130969		6757BR
Drive	130801		6758BR
917.257561			
Deck	140067		6551BR
Drive	130801		6758BR
917.257562; 917.257563			
Deck	144200		6463BR
Drive	130801		6758BR
917.257570; 917.257571			
Deck	130969		6757BR
Drive	130801		6758BR
917.257572			
Deck	140067		6551BR
Drive	130801		6758BR
917.257573			
Deck	144200		6463BR
Drive	130801		6758BR
917.257590			
Deck	140067		6551BR
Drive	140294		6434BR
917.257591			
Deck	140067		6551BR
Drive	141416		6444BR
917.257592			
Deck	144200		6463BR
Drive	141416		6444BR
917.257620			
Deck	131290		6459BR
Drive	138255		6758BR
917.257621			
Deck	126520X		6459BR
Drive	130801		6758BR
917.257630			
Deck	138255		6758BR
Drive	130969		6757BR

Lawn & Garden Equipment

Belts for Riding Mowers

Application	OEM No.	Standard Belts	Premium Belts	Application	OEM No.	Standard Belts	Premium Belts
SEARS ROEBUCK - Continued				SEARS ROEBUCK - Continued			
917.257631				917.258111			
Deck	140067		6551BR	Deck	144959		6758BR
Drive	130801		6758BR	Drive	130801		6758BR
917.257640				917.258112; 917.258113			
Deck	130969		6757BR	Deck	144200		6463BR
Drive	138255		6758BR	Drive	130801		6758BR
917.257641				917.258140			
Deck	130969		6757BR	Deck	124525X		6889
Drive	130801		6758BR	Drive	124293X		6880
917.257642; 917.257643				917.258160			
Deck	140067		6551BR	Deck	144200		6463BR
Drive	130801		6758BR	Drive	130801		6758BR
917.257644; 917.257650; 917.257652;				917.258161			
917.257653				Deck	144959		6758BR
Deck	144200		6463BR	Drive	130801		6758BR
Drive	130801		6758BR	917.258170			
917.257660				Deck	144200		6463BR
Deck	140067		6551BR	Drive	140294		6434BR
Drive	140294		6882	917.258171			
917.257661				Deck	144959		6758BR
Deck	144200		6463BR	Drive	140294		6434BR
Drive	140294		6434BR	917.258172			
917.257690				Deck	144200		6463BR
Deck	130969		6757BR	Drive	140294		6434BR
Drive	140294		6434BR	917.258260; 917.258261			
917.257710; 917.257711; 917.257720;				Drive	130801		6758BR
917.257721				Primary	158818		6444BR
Drive	137153		6798BR	Secondary	144959		6758BR
Primary	131264		6458BR	917.258270; 917.258271			
Secondary	131290		6459BR	Drive	140294		6434BR
917.257730; 917.257731				Primary	158818		6444BR
Drive	140218		6811BR	Secondary	144959		6758BR
Primary	131264		6458BR	917.258331			
Secondary	131290		6459BR	Deck	140294		6434BR
917.257740				Drive	140294		6434BR
Drive	137153		6798BR	917.258440			
Primary	139573		6798BR	Deck	165555		6579BR
Secondary	138255		6758BR	Drive	165632		6928BR
917.258020; 917.258021				917.258450; 917.258451; 917.258452;			
Deck	144200		6463BR	917.258470; 917.258471; 917.258472;			
Drive	130801		6758BR	917.258473			
917.258030				Deck	144200		6463BR
Deck	144200		6463BR	Drive	130801		6758BR
Drive	140294		6434BR	917.258480			
917.258031				Deck	144200		6463BR
Deck	144959		6758BR	Drive	141416		6444BR
Drive	140294		6434BR	917.258481			
917.258050; 917.258051; 917.258070;				Deck	144959		6758BR
917.258071; 917.258072				Drive	141416		6444BR
Deck	144200		6463BR	917.258482			
Drive	130801		6758BR	Deck	144200		6463BR
917.258080				Drive	141416		6444BR
Deck	144200		6463BR	917.258491; 917.258492; 917.258493;			
Drive	156971		6558BR	917.258494			
917.258081				Deck	130969		6457BR
Deck	144959		6758BR	Drive	131006		6898
Drive	141416		6444BR	917.258500; 917.258501; 917.258502;			
917.258082				917.258503; 917.258504; 917.258510;			
Deck	144200		6463BR	917.258512; 917.258513; 917.258514;			
Drive	141416		6444BR	917.258515			
917.258100				Deck	144200		6463BR
Deck	144200		6463BR	Drive	130801		6758BR
Drive	130801		6758BR	917.258516; 917.258520			
917.258101				Deck	144200		6463BR
Deck	144959		6758BR	Drive	130801		6758BR
Drive	130801		6758BR	917.258521			
917.258102; 917.258103; 917.258110				Deck	144959		6758BR
Deck	144200		6463BR	Drive	130801		6758BR
Drive	130801		6758BR	917.258522			
				Deck	144200		6463BR

Belts for Riding Mowers

Application	OEM No.	Standard Belts	Premium Belts	Application	OEM No.	Standard Belts	Premium Belts
SEARS ROEBUCK - Continued				SEARS ROEBUCK - Continued			
917.258522 - Continued				917.258680; 917.258681; 917.258682			
Drive	130801		6758BR	Drive	130801		6758BR
917.258523				Primary	139573		6798BR
Deck	144200		6463BR	Secondary	144959		6758BR
Drive	160855		6432BR	917.258683; 917.258684; 917.258685			
917.258524				Drive	160855		6432BR
Deck	144200		6463BR	Primary	139573		6798BR
Drive	130801		6758BR	Secondary	144959		6758BR
917.258530				917.258690; 917.258691; 917.258692;			
Deck	144200		6463BR	917.258693; 917.258694			
Drive	140294		6434BR	Drive	140294		6434BR
917.258531				Primary	139573		6798BR
Deck	144959		6758BR	Secondary	144959		6758BR
Drive	140294		6434BR	917.258695			
917.258532; 917.258534				Drive	161588		6798BR
Deck	144200		6463BR	Primary	139573		6798BR
Drive	140294		6434BR	Secondary	144959		6758BR
917.258535				917.258780			
Deck	144200		6463BR	Drive	140218		6811BR
Drive	156971		6558BR	Primary	139573		6798BR
917.258540; 917.258541; 917.258542;				Secondary	144959		6758BR
917.258543				917.258790			
Deck	144200		6463BR	Deck	144959		6758BR
Drive	130801		6758BR	Drive	130801		6758BR
917.258544				917.258860			
Deck	144200		6463BR	Drive	137153		6798BR
Drive	160855		6432BR	Primary	139573		6798BR
917.258550				Secondary	144959		6758BR
Deck	144200		6463BR	917.258861			
Drive	140294		6434BR	Drive	137153		6798BR
917.258551				Primary	139573		6883
Deck	144959		6758BR	Secondary	144959		6758BR
Drive	140294		6434BR	917.258862; 917.258863			
917.258553				Drive	137153		6798BR
Deck	144200		6463BR	Primary	139573		6798BR
Drive	140294		6434BR	Secondary	144959		6758BR
917.258555				917.258870; 917.258871; 917.258872;			
Deck	144200		6463BR	917.258873			
Drive	156971		6558BR	Drive	140218		6811BR
917.258557				Primary	139573		6798BR
Deck	144200		6463BR	Secondary	144959		6758BR
Drive	140294		6434BR	917.258880; 917.258881			
917.258560; 917.258561; 917.258563;				Drive	137153		6798BR
917.258564				Primary	139573		6798BR
Deck	144200		6463BR	Secondary	144959		6758BR
Drive	130801		6758BR	917.258890; 917.258891			
917.258565; 917.258566				Drive	140218		6811BR
Deck	144200		6463BR	Primary	139573		6798BR
Drive	160855		6432BR	Secondary	144959		6758BR
917.258570; 917.258572; 917.258573				917.258900; 917.258901; 917.258902;			
Deck	144200		6463BR	917.258903; 917.258904			
Drive	140294		6434BR	Drive	137153		6798BR
917.258580; 917.258581				Primary	139573		6798BR
Drive	130801		6758BR	Secondary	144959		6758BR
Primary	158818		6444BR	917.258910; 917.258911; 917.258912;			
Secondary	144959		6758BR	917.258913; 917.258914; 917.258920;			
917.258590; 917.258591; 917.258592				917.258921; 917.258922			
Drive	140294		6434BR	Drive	140218		6811BR
Primary	158818		6444BR	Primary	139573		6798BR
Secondary	144959		6758BR	Secondary	144959		6758BR
917.258660; 917.258662; 917.258663				917.258940			
Drive	130801		6758BR	Primary	139573		6798BR
Primary	139573		6798BR	Secondary	144959		6758BR
Secondary	144959		6758BR	917.258960; 917.258961; 917.258962			
917.258670; 917.258671; 917.258672;				Drive	137153		6798BR
917.258673				Primary	139573		6798BR
Drive	140294		6434BR	Secondary	144959		6758BR
Primary	139573		6798BR	917.258970; 917.258971; 917.258972;			
Secondary	144959		6758BR	917.258973			
				Drive	140218		6811BR
				Primary	139573		6798BR

Belts for Riding Mowers

Lawn & Garden Equipment

Application	OEM No.	Standard Belts	Premium Belts
SEARS ROEBUCK - Continued			
917.258970; 917.258971; 917.258972;			
917.258973 - Continued			
Secondary	144959		6758BR
917.258980			
Drive	137153		6798BR
Primary	139573		6798BR
Secondary	144959		6758BR
917.258990			
Drive	140218		6811BR
Primary	139573		6798BR
Secondary	144959		6758BR
917.259180; 917.259250			
Trans	67346		6839
917.259270			
Blade	106085X		6672BR
Trans	125907X		6713BR
917.259320			
Trans	67346		6839
917.259470			
Blade	67398		6853
Deck	74212		6857
Trans	67346		6839
917.259560; 917.259564			
Deck	144200		6463BR
Drive	130801		6758BR
917.259565; 917.259566; 917.259567			
Deck	144200		6463BR
Drive	160855		6432BR
917.259730			
Blade	106085X		6672BR
Trans	125907X		6713BR
917.270530; 917.270670			
Deck Drive	144959		6758BR
Drive	130801		6758BR
917.270681			
Deck	144959		6758BR
Drive	140294		6434BR
917.270930			
Deck	144959		6758BR
Drive	130801		6758BR
917.271010; 917.271011; 917.271012			
Deck	144200		6463BR
Drive	160855		6432BR
917.271013; 917.271014			
Deck	144200		6463BR
Drive	130801		6758BR
917.271020			
Deck	144200		6463BR
Drive	140294		6434BR
917.271021			
Deck	144200		6463BR
Drive	161588		6798BR
917.271022; 917.271023; 917.271024			
Deck	144200		6463BR
Drive	140294		6434BR
917.271030			
Deck	144200		6463BR
Drive	160855		6432BR
917.271031			
Deck	144200		6463BR
Drive	130801		6758BR
917.271040			
Deck	144200		6463BR
Drive	161588		6798BR
917.271041; 917.271042			
Deck	144200		6463BR
Drive	140294		6434BR
917.271050			
Deck			6895

Application	OEM No.	Standard Belts	Premium Belts
SEARS ROEBUCK - Continued			
917.271050 - Continued			
Drive			6895
917.271051; 917.271052; 917.271053;			
917.271054			
Deck	144959		6758BR
Drive	130801		6758BR
917.271060; 917.271061; 917.271062;			
917.271063; 917.271064			
Deck	144959		6758BR
Drive	140294		6434BR
917.271070			
Deck	144200		6463BR
Drive	130801		6758BR
917.271071; 917.271072			
Deck	144959		6758BR
Drive	130801		6758BR
917.271080			
Deck	144200		6463BR
Drive	140294		6434BR
917.271090			
Deck	144200		6463BR
Drive	130801		6758BR
917.271100			
Deck	144200		6463BR
Drive	140294		6434BR
917.271110			
Deck	144200		6463BR
Drive	160855		6432BR
917.271111			
Deck	144200		6463BR
Drive	130801		6758BR
917.271120			
Deck	144200		6463BR
Drive	161588		6798BR
917.271121			
Deck	144200		6463BR
Drive	140294		6434BR
917.271130			
Deck			6895
Drive			6895
917.271131; 917.271132; 917.271133			
Deck	144959		6758BR
Drive	130801		6758BR
917.271140; 917.271141; 917.271142			
Deck	144959		6758BR
Drive	140294		6434BR
917.271150			
Deck	144200		6463BR
Drive	160855		6432BR
917.271380			
Deck	144200		6463BR
Drive	140294		6434BR
917.271470; 917.271490; 917.271491			
Deck	144200		6463BR
Drive	160855		6432BR
917.271530			
Deck			6895
917.271531; 917.271532			
Deck	144959		6758BR
Drive	160855		6432BR
917.271550			
Deck	144959		6758BR
Drive	130801		6758BR
917.271551			
Deck	144959		6758BR
Drive	160855		6432BR
917.271552			
Deck	144959		6758BR
Drive	130801		6758BR

Belts for Riding Mowers

Application	OEM No.	Standard Belts	Premium Belts
SEARS ROEBUCK - Continued			
917.271553			
Deck	144959		6758BR
Drive	160855		6432BR
917.271554			
Deck	144959		6758BR
Drive	130801		6758BR
917.271555			
Deck	144959		6758BR
Drive	160855		6432BR
917.271630			
Deck			6895
917.271631; 917.271632; 917.271633; 917.271634; 917.271635			
Deck	144959		6758BR
Drive	160855		6432BR
917.271640			
Deck			6895
917.271641; 917.271642; 917.271643			
Deck	144959		6758BR
Drive	140294		6434BR
917.271644			
Deck	144959		6758BR
Drive	178138		6627BR
917.271645			
Deck	144959		6758BR
Drive	140294		6434BR
917.271650			
Deck	144959		6758BR
Drive	130801		6758BR
917.271651; 917.271652; 917.271653			
Deck	144959		6758BR
Drive	160855		6432BR
917.271654			
Deck	144959		6758BR
Drive	130801		6758BR
917.271730			
Deck			6895
Drive			6895
917.271731; 917.271732; 917.271733; 917.271734			
Deck	144959		6758BR
Drive	130801		6758BR
917.271740			
Deck			6895
917.271742; 917.271743			
Deck	144959		6758BR
Drive	140294		6434BR
917.271744			
Deck	144959		6758BR
Drive	178138		6627BR
917.271750; 917.271810; 917.271811; 917.271812; 917.271813; 917.271814			
Deck	144959		6758BR
Drive	130801		6758BR
917.271820; 917.271821; 917.271822; 917.271823; 917.271825; 917.271826			
Deck	144959		6758BR
Drive	140294		6434BR
917.271830			
Deck			6895
Drive			6895
917.271831; 917.271832			
Deck	144959		6758BR
Drive	130801		6758BR
917.271840			
Deck			6895
917.271841; 917.271842			
Deck	144959		6758BR
Drive	140294		6434BR

Application	OEM No.	Standard Belts	Premium Belts
SEARS ROEBUCK - Continued			
917.271850; 917.271851; 917.271910			
Deck	144959		6758BR
Drive	130801		6758BR
917.271920			
Deck	144959		6758BR
Ground Drive	140294		6434BR
917.272010; 917.272011			
Drive	160855		6432BR
Primary	139573		6798BR
Secondary	144959		6758BR
917.272020			
Drive	161588		6798BR
Primary	139573		6798BR
Secondary	144959		6758BR
917.272021			
Ground Drive	140294		6434BR
Primary	139573		6798BR
Secondary	144959		6758BR
917.272030			
Drive	130801		6758BR
Primary	148763		6702BR
Secondary	144959		6758BR
917.272040			
Drive	140294		6434BR
Primary	148763		6702BR
Secondary	144959		6758BR
917.272050; 917.272051; 917.272052; 917.272053; 917.272054; 917.272055; 917.272056; 917.272057; 917.272058; 917.272059			
Deck	144959		6758BR
Drive	130801		6758BR
917.272060; 917.272061; 917.272063; 917.272064; 917.272065; 917.272066; 917.272067; 917.272068; 917.272069			
Deck	144959		6758BR
Drive	140294		6434BR
917.272070; 917.272072; 917.272073; 917.272074; 917.272075			
Deck	144959		6758BR
Drive	130801		6758BR
917.272080; 917.272081; 917.272082; 917.272083; 917.272084			
Deck	144959		6758BR
Drive	140294		6434BR
917.272120			
Drive	161588		6798BR
Primary	139573		6798BR
Secondary	144959		6758BR
917.272121			
Drive	140294		6434BR
Primary	139573		6798BR
Secondary	144959		6758BR
917.272130			
Drive	130801		6758BR
Primary	148763		6702BR
Secondary	144959		6758BR
917.272140			
Drive	140294		6434BR
Primary	148763		6702BR
Secondary	144959		6758BR
917.272150			
Drive	130801		6758BR
Primary	148763		6702BR
Secondary	144959		6758BR
917.272160			
Drive	140294		6434BR
Primary	148763		6702BR
Secondary	144959		6758BR
917.272190			
Drive	130801		6758BR

Lawn & Garden Equipment

Belts for Riding Mowers

Application	OEM No.	Standard Belts	Premium Belts
SEARS ROEBUCK - Continued			
917.272190 - Continued			
Primary	148763		6702BR
Secondary	144959		6758BR
917.272200; 917.272201; 917.272202			
Drive	140294		6434BR
Primary	148763		6702BR
Secondary	144959		6758BR
917.272220			
Deck	144959		6758BR
Drive	140294		6434BR
917.272230; 917.272231; 917.272232;			
917.272233; 917.272234			
Drive	130801		6758BR
Primary	174368		6649BR
Secondary	174369		6614BR
917.272240; 917.272241; 917.272242;			
917.272243; 917.272244; 917.272245			
Ground Drive	140294		6434BR
Primary	174368		6649BR
Secondary	174369		6614BR
917.272246			
Ground Drive	140294		6434BR
Primary	174368		6649BR
Secondary	180808		6614BR
917.272247; 917.272248			
Drive	140294		6434BR
Primary	174368		6649BR
Secondary	180808		6614BR
917.272260			
Ground Drive	140294		6434BR
Primary	174368		6649BR
Secondary	174369		6614BR
917.272261; 917.272262; 917.272263			
Drive	140294		6434BR
Primary	174368		6649BR
Secondary	174369		6614BR
917.272264; 917.272265			
Drive	140294		6434BR
Primary	174368		6649BR
Secondary	180808		6614BR
917.272280			
Deck	174883		6721BR
Ground Drive	140294		6434BR
917.272281; 917.272282			
Deck	174883		6721BR
Drive	140294		6434BR
917.272350			
Deck	144959		6758BR
Drive	160855		6432BR
917.272351			
Deck	144959		6758BR
Drive	130801		6758BR
917.272352			
Deck	144959		6758BR
Drive	160855		6432BR
917.272410			
Deck	174883		6721BR
Drive	130801		6758BR
917.272420; 917.272421			
Deck	174883		6721BR
Drive	140294		6434BR
917.272430; 917.272431; 917.272432			
Deck	144959		6758BR
Drive	130801		6758BR
917.272440; 917.272441; 917.272442			
Deck	144959		6758BR
Drive	140294		6434BR
917.272450			
Deck	144959		6758BR
Ground Drive	130801		6758BR

Application	OEM No.	Standard Belts	Premium Belts
SEARS ROEBUCK - Continued			
917.272451			
Deck	144959		6758BR
Drive	130801		6758BR
917.272452			
Deck	144959		6758BR
Ground Drive	130801		6758BR
917.272453; 917.272454			
Deck	144959		6758BR
Drive	130801		6758BR
917.272480; 917.272481			
Deck	144959		6758BR
Drive	140294		6434BR
917.272650			
Deck	144959		6758BR
Drive	130801		6758BR
917.272660			
Deck	144959		6758BR
Drive	140294		6434BR
917.272670			
Deck	144959		6758BR
Drive	160855		6432BR
917.272671			
Deck	144959		6758BR
Drive	130801		6758BR
917.272672			
Deck	144959		6758BR
Drive	160855		6432BR
917.272673; 917.272674			
Deck	144959		6758BR
Drive	130801		6758BR
917.272680; 917.272681			
Deck	144959		6758BR
Drive	140294		6434BR
917.272751; 917.272754; 917.272759			
Deck	144959		6758BR
Drive	130801		6758BR
917.272760; 917.272761; 917.272762			
Deck	144959		6758BR
Drive	178138		6627BR
917.272850; 917.272851			
Deck	144959		6758BR
Drive	130801		6758BR
917.272860; 917.272861; 917.272862			
Deck	144959		6758BR
Drive	140294		6434BR
917.272910; 917.272911; 917.272912			
Deck	144959		6758BR
Drive	130801		6758BR
917.272920; 917.272921; 917.272922			
Deck	144959		6758BR
Drive	140294		6434BR
917.272950; 917.272951; 917.272952;			
917.272953; 917.272954; 917.272955			
Drive	137153		6798BR
Primary	148763		6702BR
Secondary	144959		6758BR
917.272960; 917.272961			
Drive	140218		6811BR
Primary	148763		6702BR
Secondary	144959		6758BR
917.272962			
Deck	140218		6811BR
Primary	148763		6702BR
Secondary	144959		6758BR
917.273010; 917.273011			
Drive	137153		6798BR
Primary	139573		6798BR
Secondary	144959		6758BR
917.273012; 917.273013; 917.273014			
Drive	137153		6798BR

Belts for Riding Mowers

Application	OEM No.	Standard Belts	Premium Belts	Application	OEM No.	Standard Belts	Premium Belts
SEARS ROEBUCK - Continued				SEARS ROEBUCK - Continued			
917.273012; 917.273013; 917.273014 - Continued				917.273350; 917.273351			
Primary	148763		6702BR	Deck	144959		6758BR
Secondary	144959		6758BR	Drive	160855		6432BR
917.273020; 917.273021				917.273360			
Drive	140218		6811BR	Deck	144959		6758BR
Primary	139573		6798BR	Drive	140294		6434BR
Secondary	144959		6758BR	917.273370; 917.273371			
917.273022; 917.273023				Deck	144959		6758BR
Drive	140218		6811BR	Drive	160855		6432BR
Primary	148763		6702BR	917.273372			
Secondary	144959		6758BR	Deck	144959		6758BR
917.273030				Drive	160855		6758BR
Drive	137153		6798BR	917.273373			
Primary	139573		6798BR	Deck	144959		6758BR
Secondary	144959		6758BR	Drive	160855		6432BR
917.273031				917.273374			
Drive	137153		6798BR	Deck	144959		6758BR
Primary	148763		6702BR	917.273380			
Secondary	144959		6758BR	Deck	144959		6758BR
917.273040; 917.273041				Drive	140294		6434BR
Drive	140218		6811BR	917.273383			
Primary	139573		6798BR	Deck	144959		6758BR
Secondary	144959		6758BR	Drive	178138		6627BR
917.273042				917.273390			
Drive	140218		6811BR	Deck	144959		6758BR
Primary	148763		6702BR	Drive	130801		6758BR
Secondary	144959		6758BR	917.273391			
917.273050; 917.273051; 917.273052				Deck	144959		6758BR
Drive	137153		6798BR	Drive	160855		6432BR
Primary	139573		6798BR	917.273392; 917.273393; 917.273394			
Secondary	144959		6758BR	Deck	144959		6758BR
917.273060; 917.273061; 917.273062;				Drive	130801		6758BR
917.273064				917.273400			
Drive	140218		6811BR	Deck	144959		6758BR
Primary	139573		6798BR	Drive	140294		6434BR
Secondary	144959		6758BR	917.273401			
917.273070				Deck	144959		6758BR
Drive	137153		6798BR	Drive	178138		6627BR
Primary	148763		6702BR	917.273450; 917.273451			
Secondary	144959		6758BR	Deck	144959		6758BR
917.273080				Drive	130801		6758BR
Drive	140218		6811BR	917.273460; 917.273461			
Primary	148763		6702BR	Deck	144959		6758BR
Secondary	144959		6758BR	Drive	140294		6434BR
917.273090				917.273470; 917.273471			
Drive	137153		6798BR	Deck	144959		6758BR
Primary	139573		6798BR	Drive	130801		6758BR
Secondary	144959		6758BR	917.273480; 917.273481; 917.273482			
917.273100				Deck	144959		6758BR
Drive			6885	Drive	140294		6434BR
Primary			6883	917.273490			
Secondary			6895	Deck	144959		6758BR
917.273130; 917.273131; 917.273134;				Drive	130801		6758BR
917.273135				917.273500; 917.273502			
Deck	144959		6758BR	Deck	144959		6758BR
Drive	130801		6758BR	Drive	140294		6434BR
917.273140; 917.273142				917.273510			
Deck	144959		6758BR	Deck	144959		6758BR
Drive	140294		6434BR	Drive	130801		6758BR
917.273150				917.273512			
Deck	144959		6758BR	Deck	144959		6758BR
Drive	130801		6758BR	Drive	160855		6758BR
917.273160; 917.273180				917.273513			
Deck	144959		6758BR	Deck	144959		6758BR
Drive	140294		6434BR	Drive	160855		6432BR
917.273240; 917.273241; 917.273280;				917.273520			
917.273281				Deck	144959		6758BR
Drive	140294		6434BR	Drive	140294		6434BR
Primary	174368		6649BR				
Secondary	180808		6614BR				

Lawn & Garden Equipment

Belts for Riding Mowers

Application	OEM No.	Standard Belts	Premium Belts
SEARS ROEBUCK - Continued			
917.273521; 917.273522			
Deck	144959		6758BR
Drive	178138		6627BR
917.273610; 917.273611			
Drive	130801		6758BR
Primary	174368		6649BR
Secondary	180808		6614BR
917.273620; 917.273621			
Drive	140294		6434BR
Primary	174368		6649BR
Secondary	180808		6614BR
917.273630			
Deck	174883		6721BR
Drive	130801		6758BR
917.273631			
Deck	174883		6721BR
Drive	160855		6432BR
917.273632; 917.273634			
Deck	174883		6721BR
Drive	130801		6758BR
917.273640; 917.273641; 917.273642; 917.273643			
Deck	174883		6721BR
Drive	140294		6434BR
917.273661; 917.273662; 917.273663			
Drive	140294		6434BR
Primary	174368		6649BR
Secondary	180808		6614BR
917.273750; 917.273751			
Deck	144959		6758BR
Drive	130801		6758BR
917.273760; 917.273761			
Deck	144959		6758BR
Drive	140294		6434BR
917.273770			
Deck	144959		6758BR
Drive	130801		6758BR
917.273780			
Deck	144959		6758BR
Drive	140294		6434BR
917.273790			
Deck	144959		6758BR
Drive	130801		6758BR
917.273800			
Deck	144959		6758BR
Drive	140294		6434BR
917.273810			
Deck	144959		6758BR
Drive	130801		6758BR
917.273820			
Deck	144959		6758BR
Drive	140294		6434BR
917.274350			
Drive	138255		6758BR
Deck Drive	144959		6758BR
917.274400			
Drive	178138		6627BR
Deck Drive	144959		6758BR
917.274630			
Drive	138255		6758BR
Deck Drive	174883		6721BR
917.274640			
Drive	178138		6627BR
Deck Drive	174883		6721BR
917.274820			
Drive	178138		6627BR
Deck Drive	144959		6758BR
917.274950			
Drive	137153		6798BR
Primary			6986

Application	OEM No.	Standard Belts	Premium Belts
SEARS ROEBUCK - Continued			
917.274950 - Continued			
Secondary			6895
917.274960			
Primary			6986
Secondary			6895
917.274970			
Drive	137153		6798BR
Primary	148763		6702BR
Secondary	144959		6758BR
917.275000			
Drive	161597		6551BR
917.275010; 917.275011			
Drive	137153		6798BR
Primary	174368		6649BR
Secondary	174369		6614BR
917.275012; 917.275013			
Drive	137153		6798BR
Primary	174368		6649BR
Secondary	180808		6614BR
917.275020; 917.275021			
Drive	161597		6551BR
Primary	174368		6649BR
Secondary	174369		6614BR
917.275022; 917.275023			
Drive	161597		6551BR
Primary	174368		6649BR
Secondary	180808		6614BR
917.275030; 917.275031			
Drive	137153		6798BR
Primary	139573		6798BR
Secondary	144959		6758BR
917.275032; 917.275033; 917.275034			
Drive	137153		6798BR
Primary	148763		6702BR
Secondary	144959		6758BR
917.275040; 917.275041; 917.275042			
Drive	161597		6551BR
Primary	139573		6798BR
Secondary	144959		6758BR
917.275043; 917.275044			
Drive	161597		6551BR
Primary	148763		6702BR
Secondary	144959		6758BR
917.275180			
Drive	140294		6434BR
Deck Drive	144959		6758BR
917.275221; 917.275222; 917.275223			
Drive	161597		6551BR
Primary	174368		6649BR
Secondary	174369		6614BR
917.275240			
Drive			6885
917.275241; 917.275242			
Drive	161597		6551BR
Primary	174368		6649BR
Secondary	174369		6614BR
917.275280; 917.275281; 917.275282; 917.275283; 917.275284; 917.275285; 917.275286; 917.275287			
Drive	161597		6551BR
Primary	174368		6649BR
Secondary	180808		6614BR
917.275370			
Drive	138255		6758BR
Deck Drive	144959		6758BR
917.275400; 917.275520			
Drive	178138		6627BR
Deck Drive	144959		6758BR
917.275630			
Drive	138255		6758BR

Belts for Riding Mowers

Lawn & Garden Equipment

Application	OEM No.	Standard Belts	Premium Belts
SEARS ROEBUCK - Continued			
917.275630 - Continued			
Deck Drive	174883		6721BR
917.275750			
Drive	138255		6758BR
Deck Drive	144959		6758BR
917.275760			
Drive	178138		6627BR
Deck Drive	144959		6758BR
917.275810			
Drive	138255		6758BR
Deck Drive	144959		6758BR
917.275820			
Drive	178138		6627BR
Deck Drive	144959		6758BR
917.275900			
Drive	140294		6434BR
Primary	174368		6649BR
Secondary	180808		6614BR
917.275970; 917.275971; 917.275972			
Drive	137153		6798BR
Primary	148763		6702BR
Secondary	144959		6758BR
917.276010; 917.276011; 917.276013			
Drive	137153		6798BR
Primary	174368		6649BR
Secondary	180808		6614BR
917.276020; 917.276021			
Drive	161597		6551BR
Primary	174368		6649BR
Secondary	180808		6614BR
917.276030			
Drive	137153		6798BR
Primary	148763		6702BR
Secondary	144959		6758BR
917.276040; 917.276041			
Drive	161597		6551BR
Primary	148763		6702BR
Secondary	144959		6758BR
917.276050			
Drive	137153		6798BR
Primary	148763		6702BR
Secondary	144959		6758BR
917.276070			
Drive	137153		6798BR
Primary	174368		6649BR
Secondary	180808		6614BR
917.276081			
Drive	161597		6551BR
Primary	174368		6649BR
Secondary	180808		6614BR
917.276120			
Deck	191273		6599BR
917.276210			
Drive	137153		6798BR
Deck Drive	191273		6599BR
917.276220			
Drive	161597		6551BR
Deck Drive	191273		6599BR
917.276230			
Drive	137153		6798BR
Deck Drive	191273		6599BR
917.276310			
Drive	137153		6798BR
Primary	174368		6649BR
Secondary	180808		6614BR
917.276320			
Drive	161597		6551BR
Primary	174368		6649BR
Secondary	180808		6614BR

Application	OEM No.	Standard Belts	Premium Belts
SEARS ROEBUCK - Continued			
917.276330			
Drive	137153		6798BR
Deck Drive	191273		6599BR
917.276340			
Drive	161597		6551BR
Deck Drive	191273		6599BR
917.276350			
Drive	137153		6798BR
Primary	174368		6649BR
Secondary	180808		6614BR
917.276360			
Drive	161597		6551BR
Primary	174368		6649BR
Secondary	180808		6614BR
917.276380			
Drive	161597		6551BR
Deck Drive	191273		6599BR
917.279370; 917.279870; 917.279871; 917.279872			
Deck	144959		6758BR
Drive	130801		6758BR
917.380280			
Blade	106085X		6672BR
917.575100			
Clutch	9768M		6840
Reverse	7843M	1290	6729
917.575102; 917.575104; 917.575119			
Reverse	7843M	1290	6729
Speed Changer; W/19" Belt O.C.	9440M		6819
Speed Changer; W/36" Belt O.C.	9441M		6836
Belt; W/40" Belt O.C.	4322M		6840
917.575120			
Clutch	9768M		6840
Reverse	7843M	1290	6729
917.575131			
Reverse	7843M	1290	6729
Speed Changer; W/19" Belt O.C.	9440M		6819
Speed Changer; W/36" Belt O.C.	9441M		6836
Belt; W/40" Belt O.C.	4322M		6840
917.606029; 917.606030; 917.606044; 917.606045; 917.606046			
Gen.	3754H		6733
Eng. To Idler	1323H		6970
Reverse	3496H		6827
Transaxle	1322H		6929
917.608151; 917.608201; 917.608501			
Drive	2692R		6983
Trans.	2692R		6983
917.2552701; 917.2552702			
Blade	100717N		6869
Traction			6883
917.2552702-3; 917.2552702-4; 917.2552703; 917.2552704			
Trans.	1629J		6883
917.2559101			
Blade	110884X		6714BR
Trans.	110883X		6899
917.2575112			
Belt; W/23" Belt O.C.	529H	3230	
Belt; W/38" Belt O.C.	530H		B35
917.2720601			
Deck	144959		6758BR
Drive	140294		6434BR
917.6060028			
Gen.	3754H		6733
Eng. To Idler	1323H		6970
Reverse	3496H		6827
Transaxle	1322H		6929
917.7256010			
Blade	20717		6856

Belts for Riding Mowers

Application	OEM No.	Standard Belts	Premium Belts
SEARS ROEBUCK - Continued			
917.7256010 - Continued			
Drive	20716		6837
926.55550; 926.55560			
Spindle - Center To Side			6842
Eng. To Center Spindle	SA801		6986
Eng. To Variable Speed	SA804		6925
J.S. To Variable Speed	SA975		6941
926.55580; 926.55590			
Drive	SA800		B105
Eng. To Variable Speed	SA804		6925
Rear Drive	SA803		6942
Side Pulleys	M60		6953
926.55750; 926.55751; 926.55752			
Belt; W/30" Belt O.C.	M425C		6830
Belt; W/42" Belt O.C.			6842
Belt; W/45" Belt O.C.	M426C		6845
944.609040			
Deck	144200		6463BR
Drive	130801		6758BR
944.609810			
Drive	140294		6434BR
Primary	148763		6702BR
Secondary	144959		6758BR
944.609900			
Drive	140218		6811BR
Primary	148763		6702BR
Secondary	144959		6758BR
944.609940			
Drive	140218		6811BR
Primary	139573		6798BR
Secondary	144959		6758BR
987.25942			
Drive	1747188		6897
987.25943			
Drive	1751597		6891
987.25944			
Drive	1747188		6897
987.25945			
Drive	1751597		6891
25990			
Deck	144200		6463BR
Drive	140294		6434BR
25992			
Deck	144200		6463BR
Drive	156971		6558BR
25993			
Deck	144200		6463BR
Drive	140294		6434BR
25995; 25996			
Deck	144200		6463BR
Drive	130801		6758BR
LT 10			
Blade	23223		6895
Drive	23214		6859
Trans.	21615		6895
LT 80			
Deck; W/8 H.P. Eng.	3541R		6971
SS 16			
Trans.; W/16 H.P. Eng.	2692R		6983
ST 8			
Drive	21053		6862
Trans.	23072		6843
ST 12			
Trans.; W/12 H.P. Eng.	6474H		6981
ST 16			
Blade	6774H		6981
Trans.			B100

Application	OEM No.	Standard Belts	Premium Belts
SENSATION			
80E8-1; 80E8-2; 80S8-1; 80S8-2; 86S5-1; 86S5-2			
Belt; W/34" Belt O.C.	153801		6834
Belt; W/70" Belt O.C.	153802		6870
SENTRY			
330-6			
Belt; W/30" Belt O.C.	7540107		6830
340-6; 340-7; 360-5; 360-7; 360-8			
Blade	7540935	2310	6831
Trans.	7540936		6847
370-6			
Blade	7540935	2310	6831
Trans.	7540108	2460	6846
380-2			
Blade	7540138	3500	6950
Trans.	7540164	2630	6863
390-0			
Blade	7540107		6830
Trans.	7540111	2450	6845
390-8			
Blade	7540935	2310	6831
Trans.	7540111	2450	6845
390-063			
Blade	7540167		6964
Trans.	7540198		6451BR
395-4			
Blade	7540167		6964
Trans.	7540164	2630	6863
395-5			
Blade	7540167		6964
Trans.	7540198		6451BR
400-4; 400-5; 400-63; 400-063; 400-64; 400-65			
Blade	7540188		6951
Trans.	7540101		6517BR
410-0; 410-3; 410-9; 412-1; 412-2			
Blade	7540138	3500	6950
Trans.	7540101		6517BR
420-9; 425-2; 425-3			
Deck	7540127		6966
Drive	7540135		6925
Trans.	7540136		6931
445-4			
Blade	7540178	3820	6982
Drive	7540185		6849
445-5			
Blade	7540178	3820	6982
Trans.	7540200		6848
460-0; 460-8; 460-9			
Blade	7540118		6963
Gen.	7540134		7330
Trans.	7540937	3590	6959
465-63; 465-063			
Blade	7540151		6967
Deck	7540138	3500	6950
Trans.	7540136		6931
480-1			
Blade	7540145		6488BR
Drive; W/31" Belt O.C.	7540136		6931
Drive; W/52" Belt O.C.	7540147	3520	6952
480-3			
Drive	7540127		6966
490-1			
Blade	7540145		6488BR
Drive; W/31" Belt O.C.	7540136		6931
Drive; W/52" Belt O.C.	7540147	3520	6952
495-3			
Deck	7540145		6488BR
Trans.	7540127		6966
Variable Speed	7540173	3370	6937

Belts for Riding Mowers

Lawn & Garden Equipment

Application	OEM No.	Standard Belts	Premium Belts
SENTRY - Continued			
495-4; 495-5			
Blade	7540145		6488BR
Drive	7540173	3370	6937
497-63; 497-063			
Blade	7540145		6488BR
Trans.	7540226		6551BR
796-63			
Drive; W/42" Belt O.C.	7540207		6842
Drive; W/62" Belt O.C.	7540198		6451BR
Peerless Transaxle			
Belt; W/85" Belt O.C.	7540266		6775BR
SETAG			
38-101; 41-001			
Deck			6831
Drive			6378
SHAW			
Bush Hog Tractor VE3-6; Bush Hog Tractor VE4-7; Bush Hog Tractor VR3-6; Bush Hog Tractor VR4-6; Bush Hog Tractor VR4-7			
Gen.; W/Wisconsin S7D Eng.			6832
Gen.; W/Wisconsin TRA10D Eng.	S1669		6836
P.T.O.	S2952		3V250
SIMPLICITY			
12.5LTG			
Drive; Mfr. No. 1691891	1703836		6524BR
12.5LTH			
Drive; Mfr. No. 1691795, 1691886	1721532		6798BR
12FCG			
Drive; Mfr. No. 1691654	1678354		6842
12LTG			
Drive; Mfr. No. 1691427	1716854		6643BR
12LTH			
Drive; Mfr. No. 1691931	1656960		6811BR
12RTG			
Drive; Mfr. No. 1692094	1708114		6895
Drive; Mfr. No. 1692049	1716854		6643BR
12RTH			
Drive; Mfr. No. 1692053	1656960		6811BR
14GTG			
Drive; Mfr. No. 1692024	1707381		6503BR
16GTH			
Drive; Mfr. No. 1691766	1656960		6811BR
Drive; Mfr. No. 1692042	170164		A75
16LTH			
Drive; Mfr. No. 1691807	1721532		6798BR
17GTH			
Drive; Mfr. No. 1691824	1656960		6811BR
17GTH-L			
Drive; Mfr. No. 1691957	1650502		6422BR
18GTH			
P.T.O.; Sunstar Series; Mfr. No. 1691924	1674726		②A34
20GTH			
P.T.O.; Sunstar Series; Mfr. No. 1691926	1674726		②A34
705; 953; 954			
Drive	170921		6824
3108			
Drive; Mfr. No. 1691551	1665706		6839
3110			
Drive; W/10 H.P. Eng.; Mfr. No. 1691535, 1691537	1665706		6839
4210G			
Drive; Mfr. No. 1691541	1716854		6643BR
4212G			
Drive; Mfr. No. 1691427	1716854		6643BR

Application	OEM No.	Standard Belts	Premium Belts
SIMPLICITY - Continued			
4212H			
Drive; Mfr. No. 1691340	1670835		6458BR
5212.5G			
Drive; Mfr. No. 1691431	1703836		6524BR
5212.5H			
Drive; Mfr. No. 1691473	1672135		6523BR
5216H			
Drive; Mfr. No. 1691362, 1691649	1672135		6523BR
7117H			
Drive; Mfr. No. 1691717	1650502		6422BR
169135			
Belt; W/42" Deck; W/16 H.P. Eng.	1668066		6481BR
990086; 990120			
Drive	121078		6835
P.T.O.	118068		6834
990154; 990165; 990230			
Drive	121228		6837
P.T.O.	121216		6838
990234			
Drive	121078		6835
990287; 990288; 990303			
Clutch	156231		6842
Gen.	122120		6734
Trans.	156120		6863
990308; 990314			
Drive	154273		6942
P.T.O.	106390		6836
Starter/Gen.	122146		6738
990329; 990332			
Drive	108248		6848
P.T.O.	108099		6844
990357			
Drive	158460		6831
P.T.O.	158389		6829
990373; 990374; 990375			
Clutch	156231		6842
Gen.	122120		6734
Trans.	156120		6863
990390			
Drive	158389		6829
P.T.O.	158389		6829
990399; 990400			
Drive	154273		6942
Starter/Gen.	157524		7390
990415			
Drive	162081		6876
990418			
Drive	163011		6525BR
990424; 990425			
Clutch	156231		6842
Gen.	122120		6734
Trans.	156120		6863
990432; 990433			
Drive	154273		6942
Gen.	122146		6738
990434; 990435			
Starter/Gen.	157524		7390
990485			
Drive	163011		6525BR
990486			
Drive	162081		6876
990489			
Drive	165048		6775BR
Gen.	122120		6734
990494; 990495			
P.T.O.			6834
Power Lift Attachment	157230		6722
Starter/Gen.	157524		7390

② Two Required.

Belts for Riding Mowers

Lawn & Garden Equipment

Application	OEM No.	Standard Belts	Premium Belts	Application	OEM No.	Standard Belts	Premium Belts
SIMPLICITY - Continued				SIMPLICITY - Continued			
990496; 990497				990758 - Continued			
Drive	154273		6942	Starter/Gen.	157524		7390
P.T.O.	154307		6835	990759			
Power Lift Attachment	157230		6722	Drive	166172		6847
Starter/Gen.	122146		6738	Starter/Gen.	157524		7390
990499; 990500				990763; 990764			
Drive	166172		6847	Drive	162081		6876
P.T.O.			6834	990765			
Power Lift Attachment	157230		6722	Drive	165048		6775BR
Starter/Gen.	157524		7390	Gen.	122120		6734
990542				990774; 990775			
Drive	162081		6876	Drive	158573		A29
990554				Mower	174911		6844
Drive	158573		A29	990871			
Mower	108248		6848	Drive	166172		6847
990568; 990569				Starter/Gen.	157524		6739
P.T.O.	157683		6829	990872			
Power Lift Attachment	157230		6722	Clutch	174883		6834
Starter/Gen.	122146		6738	Drive			6853
990570; 990571				Starter/Gen.	157524		6739
P.T.O.	157683		6829	990898			
Power Lift Attachment	157230		6722	Drive	165048		6775BR
Starter/Gen.	157524		7390	Gen.	122120		6734
990572; 990573				990899			
Drive	166172		6847	Drive	162081		6876
P.T.O.	157683		6829	990900			
Power Lift Attachment	157230		6722	Drive	158573		A29
Starter/Gen.	157524		7390	Mower	174911		6844
990577				990979; 990980			
Drive	165048		6775BR	Clutch; W/47" Belt O.C.	166172		6847
Gen.	122120		6734	Clutch; W/53" Belt O.C.			6853
990578; 990579				Forward	174883		6834
Drive	162081		6876	Starter/Gen.	157524		7390
990580; 990581				991000			
Drive	163011		6525BR	Drive	175361		6829
990614				991020			
Drive	158573		A29	Drive	1608954	2330	6833
Mower	170164		A75	P.T.O.	1608960		6837
P.T.O.			6834	1393764			
990645; 990646				P.T.O.	1716996		6836
Drive	162081		6876	1690006			
990647; 990648				Drive	1650502		6422BR
Drive	163011		6525BR	Starter/Gen.	157524		7390
990653				1690007; 1690008			
P.T.O.	157683		6829	Drive	165048		6775BR
Starter/Gen.	122146		6738	1690012			
990654				Drive	1651201		6873
P.T.O.	172066		6929	P.T.O.	176451		A133
Starter/Gen.	157524		7390	1690015			
990655				Clutch	174883		6834
Drive	166172		6847	Drive			6853
P.T.O.	172066		6929	Starter/Gen.	157524		7390
Starter/Gen.	157524		7390	1690016			
990657				Drive	174364		6849
Drive	166172		6847	Starter/Gen.	157424		6739
P.T.O.	172066		6929	1690072			
Starter/Gen.	122146		6738	Drive	170921		6824
990755				1690086			
Drive	174364		6849	Drive	174364		6849
Starter/Gen.	157524		7390	Starter/Gen.	157424		6739
990756				1690090; 1690118			
Clutch	174883		6834	Drive	165048		6775BR
Drive			6853	1690124			
Starter/Gen.	157524		7390	Drive	158573		A29
990757				1690128			
Drive	166172		6847	Drive	1608954	2330	6833
Starter/Gen.	157524		7390	Mower	1608957		6849
990758				P.T.O.	1608960		6837
Clutch	174883		6834				
Drive			6853				

Belts for Riding Mowers

Application	OEM No.	Standard Belts	Premium Belts	Application	OEM No.	Standard Belts	Premium Belts
SIMPLICITY - Continued				SIMPLICITY - Continued			
1690192; 1690193				1690638; 1690640			
Trans.	165048		6775BR	Belt	1650502		6422BR
1690202				Drive	1607967		6639BR
Drive	1650502		6422BR	1690644; 1690646; 1690648			
Starter/Gen.	157524		7390	Drive	1607967		6639BR
1690203; 1690204				1690658; 1690660			
Drive	1607967		6639BR	Clutch	174883		6834
Starter/Gen.	157524		7390	Drive			6853
1690206; 1690207; 1690208				1690683			
Drive	1655069		6524BR	Primary	1669937		6954
Mower	108505		6870	1690684			
1690230				Drive	1655069		6524BR
Drive	170921		6824	1690688; 1690695			
1690232				Primary	1669937		6954
Clutch	174883		6834	1690721			
Drive			6853	Clutch	174883		6834
Starter/Gen.	157524		7390	Drive			6853
1690240				1690723			
Drive	158573		A29	Belt	1650502		6422BR
1690242				1690725; 1690740			
Drive	1608954	2330	6833	Clutch	174883		6834
Mower	1608957		6849	Drive			6853
P.T.O.	1608960		6837	1690747			
1690259; 1690261				Belt	1650502		6422BR
Drive	1655069		6524BR	1690750			
1690283				Clutch	174883		6834
Drive	170921		6824	Drive; W/52" Belt O.C.	1607967		6639BR
1690333				Drive; W/53" Belt O.C.			6853
Drive	1607967		6639BR	1690751			
1690337				Belt	1650502		6422BR
Clutch	174883		6834	1690752			
Drive			6853	Clutch	174883		6834
1690341				Drive			6853
Drive	1607967		6639BR	1690756; 1690757			
1690342				Primary	1669937		6954
Belt	1650502		6422BR	1690759			
1690343				Drive	1670835		6458BR
Drive	1655069		6524BR	1690786			
1690347				Primary	1669937		6954
Trans.	165048		6775BR	1690810			
1690423; 1690425				Belt; W/42" Deck; W/16 H.P. Eng.	1668066		6481BR
Drive	1607967		6639BR	Drive	1672135		6523BR
1690427; 1690429; 1690431; 1690433				1690840; 1690843			
Belt	1650502		6422BR	Drive	1666698		6643BR
1690448; 1690450				1690846			
Trans.	1665450		6627BR	Drive	1670835		6458BR
1690456; 1690458				1690849			
Drive	1666698		6643BR	Drive	1655069		6524BR
1690472				1690853; 1690881			
Drive	1607967		6639BR	Drive	1672135		6523BR
1690473				1690909			
Belt	1650502		6422BR	Drive	1666698		6643BR
1690474				1690915			
Clutch	174883		6834	Drive	1655069		6524BR
Drive			6853	1690919			
1690475; 1690476				Drive	1672135		6523BR
Drive	1607967		6639BR	1690927			
1690480				Primary	1674898		6950
Belt	1650502		6422BR	Secondary	1674899		6956
1690525; 1690526; 1690527; 1690528				1690934			
Drive	1665706		6839	Drive	1655069		6524BR
1690569; 1690570; 1690571				1690936			
Belt	1650502		6422BR	Drive	1672135		6523BR
1690573				1691027; 1691028			
Primary	1669937		6954	Drive	1666698		6643BR
1690629				1691031			
Drive	1655069		6524BR	Drive	1655069		6524BR

Belts for Riding Mowers

Lawn & Garden Equipment

Application	OEM No.	Standard Belts	Premium Belts	Application	OEM No.	Standard Belts	Premium Belts
SIMPLICITY - Continued				SIMPLICITY - Continued			
1691032; 1691033				1691824			
Drive	1672135		6523BR	Drive	1656960		6811BR
1691034; 1691035				1691841; 1691842			
Primary	1674898		6950	Drive	1707345		6844
Secondary	1674899		6956	P.T.O.	1705107		6939
1691106; 1691108				1691843; 1691844; 1691845; 1691846			
Drive	1665706		6839	Drive	1707344		6841
1691175				P.T.O.	1705106		6937
Drive	1655069		6524BR	1691886			
1691198				Drive	1721532		6798BR
Drive; W/12 H.P. Eng.	1678354		6842	1691891			
1691234; 1691235				Drive	1703836		6524BR
Drive	1672135		6523BR	1691924; 1691926			
1691238				P.T.O.	1674726		A34
Drive	1655069		6524BR	1691931			
1691240				Drive	1656960		6811BR
Primary	1674898		6950	1691957			
Secondary	1674899		6956	Drive	1650502		6422BR
1691250				1691964; 1691965			
P.T.O.	1674726		A34	Drive	1707347		6845
1691263 Hydro				P.T.O.	1705107		6939
Blower; W/42" Deck; W/16 H.P. Eng.	1700415		6732	1691966; 1691967; 1691968; 1691969			
Trans.; W/42" Deck; W/16 H.P. Eng.	1656960		6811BR	Drive	1707346		6842
1691269				P.T.O.	1705106		6937
Drive	1666698		6643BR	1692006			
1691330				Drive	170164		A75
Drive; W/8 H.P. Eng.	1678354		6842	1692024			
1691340				Drive	1707381		6503BR
Drive	1670835		6458BR	1692042			
1691357				Drive	170164		A75
P.T.O.	1674726		A34	1692049			
1691362				Drive	1716854		6643BR
Drive	1672135		6523BR	1692053			
1691381				Drive	1656960		6811BR
P.T.O.	1674726		A34	1692071; 1692073			
1691382				Drive	1713515		6458BR
Trans.	1650502		6422BR	1692094			
1691427				Drive	1708114		A93
Drive	1716854		6643BR	1692129			
1691431				Drive	1676460		6843
Drive	1703836		6524BR	1692131			
1691473				P.T.O.	1708529		A35
Drive	1672135		6523BR	1692133; 1692135			
1691528				P.T.O.	1708529		②A35
P.T.O.	1674726		A34	1692143			
1691535; 1691537				Drive	1650502		6422BR
Drive	1665706		6839	1692156			
1691541				Drive	1656960		6811BR
Drive	1716854		6643BR	1692160			
1691551				Drive	1708114		A93
Drive	1665706		6839	1692168			
1691654				Drive	1676460		6843
Drive	1678354		6842	1692182			
1691686				Drive	1713515		6458BR
Deck	1668066		6481BR	1692259			
1691687				Drive	170164		A75
Deck; W/16 H.P. Eng.	1665638		6560	1692261; 1692279; 1692283			
1691710				Drive	1672135		6523BR
P.T.O.	1674726		A34	1692287			
1691717				Drive	1657044		6521BR
Trans.	1650502		6422BR	1692301			
1691766				Drive	1707381		6503BR
Drive	1656960		6811BR	1692354			
1691795; 1691807				Drive	1672135		6523BR
Drive	1721532		6798BR	1692380; 1692382			
				Drive	1676460		6843

② Two Required.

Belts for Riding Mowers

Lawn & Garden Equipment

Application	OEM No.	Standard Belts	Premium Belts	Application	OEM No.	Standard Belts	Premium Belts
SIMPLICITY - Continued				SIMPLICITY - Continued			
1692401 Drive	1708114		A93	1693080 Drive	1717397		6798BR
1692403 Drive	170164		A75	1693084 Drive	1657044		6521BR
1692414; 1692416 Drive	1672135		6523BR	1693088 Drive	1717397		6798BR
1692418 Drive	1657044		6521BR	1693112 P.T.O.	1718602		6834
1692420 Drive	1672135		6523BR	1693219 P.T.O.	1716996		6836
1692438 Drive	1707381		6503BR	1693230 Drive	1719381		6838
1692440; 1692442 Drive	170164		A75	1693275 Drive	1717932		6811BR
1692450 Drive	1650502		6422BR	1693286; 1693288 Drive	1705142		6738
1692454; 1692456; 1692521 P.T.O.	1708529	Ⓜ	A35	1693303 Drive	1676460		6843
1692528 Drive	1672135		6523BR	1693323 Drive	1657044		6521BR
1692576 Drive	1707381		6503BR	1693325; 1693329 Drive	1717397		6798BR
1692593 Drive	1657044		6521BR	1693351; 1693353; 1693355 Drive	1717932		6811BR
1692609 Drive	1672135		6523BR	1693379; 1693381; 1693383 Drive	1719398		6714BR
1692631 Drive	170164		A75	1693407; 1693409 Drive	1650502		6422BR
1692748 Drive	1676460		6843	1693452 Drive	1665450		6627BR
1692760 Drive	1657044		6521BR	1693458 Drive	1717397		6798BR
1692762 Drive	1719819		6434BR	1693467; 1693473 Drive	1719381		6838
1692772; 1692774; 1692776 Drive	1672135		6523BR	1693525; 1693528; 1693530; 1693532 Drive	1717397		6798BR
1692784; 1692786; 1692788 Drive	1707381		6503BR	1693561 P.T.O.	1716996		6836
1692796; 1692798 Drive	1650502		6422BR	1693580; 1693592; 1693600 Drive	1717932		6811BR
1692870 P.T.O.	1716996		6836	1693694 Drive	1719819		6434BR
1692871 P.T.O.	1716995		6836	1693804; 1693806 Drive	1719398		6714BR
1692872 P.T.O.	1716996		6836	1693839 Drive	1719819		6434BR
1692873 Drive	1672135		6523BR	Axion Trans.	1732224		6697BR
1692889 Drive	1650502		6422BR	Deck Drive; W/33" Deck	7102246		6675BR
1692905; 1692906 Drive	1705142		6738	Deck Drive; W/42" Deck	1732966		6765BR
1692943; 1692945 Drive	1650502		6422BR	Blade Drive; W/50" Deck	1732204		6524BR
1692957; 1692959; 1692961; 1692963; 1692965; 1692967; 1692969; 1692971; 1692973; 1692975 Drive	1672135		6523BR	Badgers Regent Drive; Mfr. No. 1692967	1672135		6523BR
1693008; 1693012; 1693016 Drive	1707381		6503BR	Broadmoor Drive; W/12.5 H.P. Eng.; Gear Model; Mfr. No. 1691891	1703836		6524BR
1693030 Drive	1676460		6843	Drive; W/12.5 H.P. Eng.; Hydro. Model; Mfr. No. 1692073	1713515		6458BR
1693052; 1693054; 1693056 Drive	1717932		6811BR	Drive; W/12.5 H.P. Eng.; Hydro. Model; Mfr. No. 1692261	1672135		6523BR
1693074 Drive	1657044		6521BR	Drive; W/14 H.P. Eng.; Hydro. Model; Mfr. No. 1692182	1713515		6458BR
				Drive; W/14 H.P. Eng.; Hydro. Model; Mfr. No. 1692279, 1692414, 1692416, 1692772	1672135		6523BR
				Drive; W/14 H.P. Eng.; Hydro. Model; Mfr. No. 1693052, 1693351	1717932		6811BR
				Drive; W/15 H.P. Eng.; Gear Model; Mfr. No. 1692287, 1692418	1657044		6521BR

Ⓜ Two Required.

Belts for Riding Mowers

Application	OEM No.	Standard Belts	Premium Belts
SIMPLICITY - Continued			
Broadmoor - Continued			
Drive; W/15 H.P. Eng.; Hydro. Model; Mfr. No. 1692528, 1692609, 16927741672135		6523BR
Drive; W/15 H.P. Eng.; Hydro. Model; Mfr. No. 1693054, 16933531717932		6811BR
Drive; W/16 H.P. Eng.; Hydro. Model; Mfr. No. 16920711713515		6458BR
Drive; W/16 H.P. Eng.; Hydro. Model; Mfr. No. 1692283, 1692420, 16927761672135		6523BR
Drive; W/16 H.P. Eng.; Hydro. Model; Mfr. No. 1693056, 1693355, 1693580, 16935921717932		6811BR
Drive; W/16 H.P. Eng.; Hydro. Model; Mfr. No. 16938391719819		6434BR
Drive; W/17 H.P. Eng.; Hydro. Model; Mfr. No. 16936941719819		6434BR
Drive; W/18 H.P. Eng.; Hydro. Model; Mfr. No. 1693275, 16936001717932		6811BR
Trans.1726841		6710BR
P.T.O.; W/44" Deck1601672		6799BR
Arbor; W/44" Deck1721532		6798BR
Arbor; W/46" Deck1666801		6640BR
P.T.O.; W/50" Deck1707740		6869
Arbor; W/50" Deck1703836		6524BR
P.T.O.; W/52" Deck2101137		A66
Arbor; W/52" Deck1665450		6627BR
CFC			
Drive; W/16 H.P. Eng.; Mfr. No. 1691841, 16918421707345		6844
Drive; W/16 H.P. Eng.; Mfr. No. 1691964, 16919651707347		6845
Drive; W/18 H.P. Eng.; Mfr. No. 1691843, 16918441707344		6841
Drive; W/18 H.P. Eng.; Mfr. No. 1691966, 16919671707346		6842
Drive; W/20 H.P. Eng.; Mfr. No. 1691845, 16918461707344		6841
Drive; W/20 H.P. Eng.; Mfr. No. 1691968, 16919691707346		6842
P.T.O.; W/16 H.P. Eng.; Mfr. No. 1691841, 16918421705107		6939
P.T.O.; W/18 H.P. Eng.; Mfr. No. 1691843, 16918441705106		6937
P.T.O.; W/20 H.P. Eng.; Mfr. No. 1691845, 16918461705106		6937
Champion			
Deck Drive; W/50" Deck5023255		6876BR
Deck Drive; W/52" Deck5023255		6876BR
Chiefs Regent			
Drive; Mfr. No. 16929631672135		6523BR
Citation			
Hydro. Drive5100555		6772BR
Deck Drive; W/48" Deck5023297		6767BR
Deck Drive; W/52" Deck5023435		6768BR
Deck Drive; W/61" Deck5022061		6661BR
Cobalt			
Hydro. Drive5100555		6772BR
Deck Drive; W/61" Deck5022061		6661BR
Colts Regent			
Drive; Mfr. No. 16929651672135		6523BR
Conquest			
Trans.1721392		6710BR
Eng. To P.T.O.; W/44" Deck1721532		6798BR
Arbor; W/44" Deck1601672		6799BR
Arbor; W/46" Deck1666801		6640BR
Eng. To P.T.O.; W/50" Deck1707740		6869
Arbor; W/50" Deck1703836		6524BR
Eng. To P.T.O.; W/52" Deck2101137		A66
Arbor; W/52" Deck1665450		6627BR
Coronet			
Deck P.T.O.; W/11 H.P. Eng.1651201		6873
Drive; W/8.5 H.P. Eng.; Gear Model; Mfr. No. 1692168, 16923801676460		6843
Drive; W/10.5 H.P. Eng.; Gear Model; Mfr. No. 16927481676460		6843

Application	OEM No.	Standard Belts	Premium Belts
SIMPLICITY - Continued			
Coronet - Continued			
Drive; W/11 H.P. Eng.; Gear Model; Mfr. No. 1693030, 16933031676460		6843
Drive; W/12.5 H.P. Eng.; Gear Model; Mfr. No. 1692129, 16923821676460		6843
Trans.1707346		6842
Deck Drive; W/34" Discharge 8001723391		6434BR
Express			
Drive; W/14.5 H.P. Eng.; Gear Model; Mfr. No. 16934521665450		6627BR
Drive; W/15 H.P. Eng.; Hydro. Model; Mfr. No. 16934581717397		6798BR
Drive; W/17 H.P. Eng.; Hydro. Model; Mfr. No. 16935251717397		6798BR
Hawkeyes Regent			
Drive; Mfr. No. 16929691672135		6523BR
Javelin			
Hydro. Drive7100102		6871BR
Deck Drive; W/38" Deck1718017		6684BR
Deck Drive; W/44" Deck7100425		6779BR
Deck Drive; W/50" Deck7100515		6745BR
Landlord			
Blade; W/17, 18 H.P. Eng.; W/50" Deck1703836		6524BR
Drive; W/16 H.P. Eng.; Gear Model; Mfr. No. 16924381707381		6503BR
Drive; W/16 H.P. Eng.; Hydro. Model; Mfr. No. 1692301, 1692784, 16930081707381		6503BR
Drive; W/16 H.P. Eng.; Hydro. Model; Mfr. No. 1692440, 1692631170164		A75
Drive; W/17 H.P. Eng.; Hydro. Model; Mfr. No. 1692786, 16930121707381		6503BR
Drive; W/17 H.P. Eng.; Hydro. Model; Mfr. No. 16933791719398		6714BR
Drive; W/18 H.P. Eng.; Hydro. Model; Mfr. No. 1692006, 1692442170164		A75
Drive; W/18 H.P. Eng.; Hydro. Model; Mfr. No. 1692576, 1692788, 16930161707381		6503BR
Drive; W/18 H.P. Eng.; Hydro. Model; Mfr. No. 1693381, 16938061719398		6714BR
Drive; W/20 H.P. Eng.; Hydro. Model; W/P.S.; Mfr. No. 16933831719398		6714BR
Drive; W/23 H.P. Eng.; Hydro. Model; W/P.S.; Mfr. No. 16938041719398		6714BR
P.T.O.; W/17, 18 H.P. Eng.; W/50" Deck1707740		6869
Legacy			
P.T.O.; W/20 H.P. LC Eng.; Hydro. Model; Mfr. No. 16928711716995		② 6836
P.T.O.; W/20 H.P. Eng.; Hydro. Model; W/23" Wheels; Mfr. No. 16928701716996		② 6836
P.T.O.; W/20 H.P. Eng.; Hydro. Model; W/26" Wheels; Mfr. No. 16932191716996		② 6836
P.T.O.; W/23 H.P. Eng.; Mfr. No. 16937641716996		② 6836
P.T.O.; W/24.5 H.P. Eng.; Hydro. Model; Mfr. No. 16931121718602		② 6834
P.T.O.; W/25 H.P. Eng.; Hydro. Model; Mfr. No. 1692872, 16935611716996		② 6836
Legacy XL			
Eng. To P.T.O.; W/48" Deck1725557		6860
Arbor; W/48" Deck174911		6844
Eng. To P.T.O.; W/60" Deck1725154		6756BR
LPH			
Belt; W/38" Deck; W/16 H.P. Eng.1601672		6799BR
LTH Group			
Belt; W/12.5 H.P. Eng.; Mfr. No. 1691745, 16918861650502		6422BR
Nittany Lions Regent			
Drive; Mfr. No. 16929751672135		6523BR
Packer Backer Regent			
Drive; Mfr. No. 16928731672135		6523BR
Panthers Regent			
Drive; Mfr. No. 16929611672135		6523BR
Prestige			
Trans.1721393		6710BR
Eng. To P.T.O.; W/44" Deck1721532		6798BR

② Two Required.

Belts for Riding Mowers

Application	OEM No.	Standard Belts	Premium Belts
SIMPLICITY - Continued			
Prestige - Continued			
Arbor; W/44" Deck	1601672		6799BR
Eng. To P.T.O.; W/50" Deck	1707740		6869
Arbor; W/50" Deck	1703836		6524BR
Eng. To P.T.O.; W/54" Deck	1722039		6525BR
Arbor; W/54" Deck	1671076		6765BR
Regent			
Drive; W/12.5 H.P. Eng.; Gear Model; Mfr. No. 1692160, 1692401	1708114		6895
Drive; W/12.5 H.P. Eng.; Hydro. Model; Mfr. No. 1692156	1656960		6811BR
Drive; W/12.5 H.P. Eng.; Hydro. Model; Mfr. No. 1692259, 1692403	170164		A75
Drive; W/14 H.P. Eng.; Gear Model; Mfr. No. 1692593, 1693074, 1693323	1657044		6521BR
Drive; W/14 H.P. Eng.; Hydro. Model; Mfr. No. 1692354	1672135		6523BR
Drive; W/14 H.P. Eng.; Hydro. Model; Mfr. No. 1693080, 1693325	1717397		6798BR
Drive; W/15 H.P. Eng.; Hydro. Model; Mfr. No. 1693528	1717397		6798BR
Drive; W/15.5 H.P. Eng.; Gear Model; Mfr. No. 1692760	1657044		6521BR
Drive; W/16 H.P. Eng.; Gear Model; Mfr. No. 1693084	1657044		6521BR
Drive; W/16 H.P. Eng.; Hydro. Model; Mfr. No. 1692762	1719819		6434BR
Drive; W/16 H.P. Eng.; Hydro. Model; Mfr. No. 1693088, 1693329, 1693530	1717397		6798BR
Drive; W/17 H.P. Eng.; Hydro. Model; Mfr. No. 1693532	1717397		6798BR
Trans.	1728008		6709BR
Deck Drive; W/38" Deck; W/Narrow Pulley	1723025		6714BR
P.T.O.; W/40" Deck; W/Narrow Pulley	1721532		6798BR
P.T.O.; W/40" Deck; W/Large Pulley	1732955		6710BR
Deck Drive; W/44" Deck	1729627		6848BR
Deck Drive; W/46" Deck	1732956		6715BR
Deck Drive; W/50" Deck; W/Narrow Pulley	1703466		6484BR
Regent 16 Speed			
Drive	1672135		6523BR
Sovereign			
Drive; W/18 H.P. Eng.; Mfr. No. 1692143, 1692450	1650502		6422BR
Drive; W/18 H.P. Eng.; Hydro. Model; Mfr. No. 1692796, 1692945	1650502		6422BR
Drive; W/18 H.P. Eng.; Hydro. Model; W/P.S.; Mfr. No. 1692798, 1692943	1650502		6422BR
P.T.O.; W/18 H.P. Eng.; Hydro. Model	1713515		6458BR
Sovereign - 75Th Anniversary			
Drive; W/18 H.P. Eng.; Mfr. No. 1692889	1650502		6422BR
Spartans Regent			
Drive; Mfr. No. 1692973	1672135		6523BR
Steelers Regent			
Drive; Mfr. No. 1692959	1672135		6523BR
Sunstar			
P.T.O.; W/14 H.P. Eng.; Mfr. No. 1691250	1674726	ⓂA34	
P.T.O.; W/16 H.P. Eng.; Mfr. No. 1691357	1674726	ⓂA34	
P.T.O.; W/18 H.P. 18GTH Eng.; W/P.S.; Mfr. No. 1691528	1674726	ⓂA34	
P.T.O.; W/20 H.P. 20GTH Eng.; Mfr. No. 1691381	1674726	ⓂA34	
P.T.O.; W/20 H.P. Eng.; W/Lift & P.T.O.; Mfr. No. 1691710	1674726	ⓂA34	
Vikings Regent			
Drive; Mfr. No. 1692957	1672135		6523BR
Wolverines Regent			
Drive; Mfr. No. 1692971	1672135		6523BR
ZT			
Drive; W/14 H.P. Eng.; Mfr. No. 1693467	1719381		6838

Application	OEM No.	Standard Belts	Premium Belts
SIMPLICITY - Continued			
ZT - Continued			
Drive; W/16 H.P. Eng.; Mfr. No. 16934731719381 Drive; W/18 H.P. Eng.; Mfr. No. 1693230			6838 6838
ZT3000			
Deck Drive; W/46" Deck	5102145		6708BR
Deck Drive; W/50" Deck	5023255		6876BR
ZT4000			
Hydro. Drive	5100923		6482BR
Deck Drive; W/44" Deck	5023496		6599BR
Deck Drive; W/48" Deck	5023297		6767BR
SMITH CO.			
Red Rider 9226-0040			
Belt		2240	
SNAPPER			
264R; 264X			
Blade	10749		6455BR
265X; 265XS; 266R; 266X; 266XS; 267X; 267XS; 268X; 268XS			
Drive	10749		6455BR
304R; 304RD; 305X; 305XS; 306R; 306RA; 306RD; 306RDS; 306W; 306X			
Blade	10749		6455BR
306XS; 307X; 307XS			
Blade	10749		6455BR
308X; 308XS			
Drive	10749		6455BR
311X5S			
Blade; W/28", 30" Deck	10749		6455BR
Blade; W/33" Deck	18236		6471BR
Blade; W/41" Deck; W/2-Blades	14525		6456BR
417X; 417XS; 418R; 418RS; 418X; 418XS			
Drive	10749		6455BR
1600 Series			
Rear P.T.O.	19607		A37
Transaxle	19534		6835
1650 Series			
Rear P.T.O.	19607		A37
1855 Series			
Clutch & Mid P.T.O.	19551		A42
Rear P.T.O.	19607		A37
2550; 2550S; 2610W; 2610WS			
Drive; W/25", 26", 28", 30" Deck	10749		6455BR
Drive; W/33" Deck	18236		6471BR
2650; 2650S			
Drive	10749		6455BR
2651; 2651S; 2652; 2652S; 2661S			
Drive; W/25", 26", 28", 30" Deck	10749		6455BR
Drive; W/33" Deck	18236		6471BR
2680; 2680S			
Drive	10749		6455BR
2681; 2681S; 2681W; 2681WS			
Drive; W/25", 26", 28", 30" Deck	10749		6455BR
Drive; W/33" Deck	18236		6471BR
2808TE			
Drive	18236		6471BR
2810W; 2810WS			
Drive; W/25", 26", 28", 30" Deck	10749		6455BR
Drive; W/33" Deck	18236		6471BR
2811X5S; 2811X6S			
Drive; W/28", 30" Deck	10749		6455BR
Drive; W/33" Deck	18236		6471BR
Drive; W/41" Deck	14525		6456BR
2812X6S			
Drive; W/28", 30" Deck	10749		6455BR
Drive; W/33" Deck	22252		6471BR
Drive; W/41" Deck	24497		6456BR

Ⓜ Two Required.

Belts for Riding Mowers

Application	OEM No.	Standard Belts	Premium Belts	Application	OEM No.	Standard Belts	Premium Belts
SNAPPER - Continued				SNAPPER - Continued			
2880; 2880S; 2880W; 2880WS; 3010; 3010S; 3010W				26069T			
Drive; W/25", 26", 28", 30" Deck10749			6455BR	Drive18236			6471BR
Drive; W/33" Deck18236			6471BR	26083; 26083S			
3010WS				Drive; W/25", 26", 28", 30" Deck10749			6455BR
Blade; W/25", 26", 28", 30" Deck10749			6455BR	Drive; W/33" Deck18236			6471BR
Drive; W/33" Deck18236			6471BR	26084; 26084B; 26084D			
3011X5S				Drive; W/25", 26", 28", 30" Deck10749			6455BR
Drive; W/28", 30" Deck10749			6455BR	Drive; W/33" Deck18236			6471BR
Drive; W/33" Deck18236			6471BR	Drive; W/41" Deck14525			6456BR
Drive; W/41" Deck14525			6456BR	26084S			
3011X6S; 3012X6S				Drive10749			6455BR
Drive; W/28", 30" Deck10749			6455BR	26085; 26085BS; 26085S			
Drive; W/33" Deck22252			6471BR	Drive; W/25", 26", 28", 30" Deck10749			6455BR
Drive; W/41" Deck24497			6456BR	Drive; W/33" Deck18236			6471BR
3080; 3080S				Drive; W/41" Deck14525			6456BR
Drive10749			6455BR	26086; 26086S			
3081; 3081S; 3081W				Drive10749			6455BR
Drive; W/25", 26", 28", 30" Deck10749			6455BR	26657; 26657BE; 26659BE			
Drive; W/33" Deck18236			6471BR	Drive18236			6471BR
3081WS				28083; 28083S			
Drive10749			6455BR	Drive; W/25", 26", 28", 30" Deck10749			6455BR
3311				Drive; W/33" Deck18236			6471BR
Drive; W/25", 26", 28", 30" Deck10749			6455BR	28084; 28084S; 28085; 28085S			
Drive; W/33" Deck18236			6471BR	Drive; W/25", 26", 28", 30" Deck10749			6455BR
3311X5S				Drive; W/33" Deck18236			6471BR
Drive; W/28", 30" Deck10749			6455BR	Drive; W/41" Deck14525			6456BR
Drive; W/33" Deck18236			6471BR	28086; 28086S			
Drive; W/41" Deck14525			6456BR	Drive10749			6455BR
3311X6S; 3312X6S				28087B; 28087BE; 28088B; 28088BE; 28088T; 28088TE			
Drive; W/28", 30" Deck10749			6455BR	Drive18236			6471BR
Drive; W/33" Deck22252			6471BR	28106S			
Drive; W/41" Deck24497			6456BR	Drive10749			6455BR
4111X5S				28108E			
Drive; W/28", 30" Deck10749			6455BR	Drive18236			6471BR
Drive; W/33" Deck18236			6471BR	28113S			
Drive; W/41" Deck14525			6456BR	Drive; W/25", 26", 28", 30" Deck10749			6455BR
4111X6S; 4112X6S				Drive; W/33" Deck18236			6471BR
Drive; W/28", 30" Deck10749			6455BR	28114S; 28115S			
Drive; W/33" Deck22252			6471BR	Drive; W/25", 26", 28", 30" Deck10749			6455BR
Drive; W/41" Deck24497			6456BR	Drive; W/33" Deck18236			6471BR
25062; 25062S; 25063; 25063S				Drive; W/41" Deck14525			6456BR
Drive; W/25", 26", 28", 30" Deck10749			6455BR	28127BE; 28128BE; 28128TVE			
Drive; W/33" Deck18236			6471BR	Drive18236			6471BR
25064; 25064S; 25065; 25065S				30083; 30083S			
Drive; W/25", 26", 28", 30" Deck10749			6455BR	Drive; W/25", 26", 28", 30" Deck10749			6455BR
Drive; W/33" Deck18236			6471BR	Drive; W/33" Deck18236			6471BR
Drive; W/41" Deck14525			6456BR	30084; 30084S; 30085; 30085S			
25066; 25066S				Drive; W/25", 26", 28", 30" Deck10749			6455BR
Drive10749			6455BR	Drive; W/33" Deck18236			6471BR
25069T				Drive; W/41" Deck14525			6456BR
Drive18236			6471BR	30086; 30086S			
25083; 25083S				Drive10749			6455BR
Drive; W/25", 26", 28", 30" Deck10749			6455BR	30087; 30087BE; 30088B; 30088BE; 30088T; 30088TE			
Drive; W/33" Deck18236			6471BR	Drive18236			6471BR
25084; 25084BS; 25084S; 25085; 25085S				30106S			
Drive; W/25", 26", 28", 30" Deck10749			6455BR	Drive10749			6455BR
Drive; W/33" Deck18236			6471BR	30108BE			
Drive; W/41" Deck14525			6456BR	Drive18236			6471BR
25086				30113S			
Drive10749			6455BR	Drive; W/25", 26", 28", 30" Deck10749			6455BR
25657B; 25657BE; 25659BE				Drive; W/33" Deck18236			6471BR
Drive18236			6471BR	30114S; 30115S			
26062; 26062S; 26063; 26063S				Drive; W/25", 26", 28", 30" Deck10749			6455BR
Drive; W/25", 26", 28", 30" Deck10749			6455BR	Drive; W/33" Deck18236			6471BR
Drive; W/33" Deck18236			6471BR	Drive; W/41" Deck14525			6456BR
26064; 26064S				30116S			
Drive; W/25", 26", 28", 30" Deck10749			6455BR	Blade; W/28", 30" Deck10749			6455BR
Drive; W/33" Deck18236			6471BR				
Drive; W/41" Deck14525			6456BR				

Belts for Riding Mowers

Application	OEM No.	Standard Belts	Premium Belts	Application	OEM No.	Standard Belts	Premium Belts
SNAPPER - Continued				SNAPPER - Continued			
30116S - Continued				281011BE			
Blade; W/33" Deck	18236		6471BR	Deck	14525		6456BR
Blade; W/41" Deck; W/2-Blades	14525		6456BR	Drive	22252		6471BR
30125BV				281013BE			
Deck; W/30" Deck	22252		6471BR	Deck	24497		6456BR
30127BE; 30128BE; 30128RE; 30148KVE				Drive	22252		6471BR
Drive	18236		6471BR	281014BE			
33113S				Drive	22252		6471BR
Drive; W/25", 26", 28", 30" Deck	10749		6455BR	281016BE			
Drive; W/33" Deck	18236		6471BR	Drive; Early	44637		6975
33114S; 33115S				Drive; Late	43844		6635BR
Drive; W/25", 26", 28", 30" Deck	10749		6455BR	281123BV; 281123HVE; 281318BE;			
Drive; W/33" Deck	18236		6471BR	281323BVE			
Drive; W/41" Deck	14525		6456BR	Drive	43844		6635BR
33115SC				300810BE; 300810T; 300812B; 300812BE			
Drive; W/28", 30" Deck	10749		6455BR	Drive	22252		6471BR
Drive; W/33" Deck	18236		6471BR	300813BE			
Drive; W/41" Deck	14525		6456BR	Deck	14525		6456BR
33127BE; 33128BE; 33128RE; 33128TVE;				Drive	22252		6471BR
33147BVE; 33147KE; 33148KVE				300914BE			
Drive	18236		6471BR	Drive	22252		6471BR
41085; 41085S				300915BE			
Drive; W/25", 26", 28", 30" Deck	10749		6455BR	Drive	28619		6975
Drive; W/33" Deck	18236		6471BR	301011BE; 301013BE			
Drive; W/41" Deck	14525		6456BR	Deck	14525		6456BR
41115S				Drive	22252		6471BR
Blade; W/28", 30" Deck	10749		6455BR	301014BE			
Blade; W/33" Deck	18236		6471BR	Drive	22252		6471BR
Blade; W/41" Deck; W/2-Blades	14525		6456BR	301016BE			
41115SC				Drive; Early	44637		6975
Drive; W/28", 30" Deck	10749		6455BR	Drive; Late	43844		6635BR
Drive; W/33" Deck	18236		6471BR	301123BVE; 301123HVE			
Drive; W/41" Deck	14525		6456BR	Drive	43844		6635BR
41116S				301213BE			
Blade; W/28", 30" Deck	10749		6455BR	Deck	14525		6456BR
Blade; W/33" Deck	18236		6471BR	Drive	22252		6471BR
Blade; W/41" Deck; W/2-Blades	14525		6456BR	301214BE			
41128BE				Drive	22252		6471BR
Drive	18236		6471BR	301215BE			
42113S				Drive	28619		6975
Blade	12524		6990	301216BE			
83304 Hydrostat				Drive; Early	44637		6975
Belt; W/33" Deck	14799		6378	Drive; Late	43844		6635BR
Belt; W/48" Deck; W/108" Belt O.C.	14525		6456BR	301318BE; 301323BVE			
Belt; W/48" Deck; W/94" Belt O.C.	14801		6710BR	Drive	43844		6635BR
250610T; 250612T				301411KVE; 301413KVE; 331313BE			
Drive	22252		6471BR	Deck	14525		6456BR
250811BE				Drive	22252		6471BR
Deck	14525		6456BR	331314BE			
Drive	22252		6471BR	Drive	22252		6471BR
250812BE				331323HVE			
Drive	22252		6471BR	Drive	43844		6635BR
250813BE				331411KVE; 331413KVE			
Deck	14525		6456BR	Deck	14525		6456BR
Drive	22252		6471BR	Drive	22252		6471BR
250814B; 250814BE; 250815B; 250815BE;				331414BE; 331414KVE			
250816B; 250816BE; 260610T; 260612T;				Drive	22252		6471BR
260810BE; 260810T				331415BVE; 331415KVE			
Drive	22252		6471BR	Drive	28619		6975
280812BE				331416BVE; 331416KVE			
Drive	22252		6471BR	Drive; Early	44637		6975
280813BE				Drive; Late	43844		6635BR
Deck	24497		6456BR	331518KVE; 331523BVE; 331523KVE			
Drive	22252		6471BR	Drive	43844		6635BR
280914BE				381450HBVE; 381451HBVE			
Drive	22252		6471BR	Deck	58231		6857
280915BE				Eng. To Deck	71991		6860
Drive	28619		6975	Eng. To Hydro.	47117		6829

Belts for Riding Mowers

Application	OEM No.	Standard Belts	Premium Belts	Application	OEM No.	Standard Belts	Premium Belts
SNAPPER - Continued				SNAPPER - Continued			
411611BVE; 421613BVE				7084940; 7085622			
Deck	14525		6456BR	Deck Drive	7022252		6471BR
Drive	22252		6471BR	7800009			
421613BVE1; 421614BVE; 421614TVE				Hydro.	7100102		6871BR
Deck	24497		6456BR	Deck; W/38" Deck	7100691		6684BR
2690249				7800010			
Trans.	1707346		6842	Hydro.	7100102		6871BR
2690647				Deck; W/42" Deck	7100419		6874BR
Hydro.	5101033		6637BR	7800011			
Deck; W/50" Deck	5023255		6876BR	Hydro.	7100102		6871BR
2690801				Deck; W/50" Deck	7100515		6745BR
Trans.	1707346		6842	7800102			
2690808				Deck; W/28" Deck	22252		6471BR
Trans.	1728008		6709BR	7800103			
Deck Drive	1732955		6710BR	Deck; W/30" Deck	22252		6471BR
2690809				7800104			
Trans.	1728008		6709BR	Deck; W/28" Deck	22252		6471BR
Deck Drive	1732956		6715BR	7800107			
2690846				Deck; W/33" Deck	43844		6635BR
Trans.	1728008		6709BR	7800254			
Deck Drive	1732955		6710BR	Deck Drive	7043844		6635BR
2690847				7800269			
Trans.	1728008		6709BR	Hydro.	1732224		6697BR
Deck Drive	1732956		6715BR	Deck Drive	7102246		6675BR
2690848				7800386			
Trans.	1728008		6709BR	Hydro.	1732224		6697BR
Deck Drive	1736516		6727BR	Deck Drive	1732966		6765BR
2690858				7800387			
Trans.	7101794		6474BR	Hydro.	1732224		6697BR
Primary	1727869		6798BR	Blade Drive	1732204		6524BR
Secondary	720404		6475BR	7800392			
2810523BVE				Hydro.	1732224		6697BR
Drive	43844		6635BR	Deck Drive	7102246		6675BR
2811511BE				7800393			
Deck	14525		6456BR	Hydro.	1732224		6697BR
Drive	22252		6471BR	Deck Drive	1732966		6765BR
3010523BV				7800394			
Drive	43844		6635BR	Hydro.	1732224		6697BR
3011511BE; 3312511BE; 3312513BE				Blade Drive	1732204		6524BR
Deck	14525		6456BR	7800478; 7800542; 7800545; 7800545E;			
Drive	22252		6471BR	7800546			
3314518BVE				Trans.	7101794		6474BR
Drive	43844		6635BR	Primary	1727869		6798BR
5900681				Secondary	720404		6475BR
Hydro.	5101033		6637BR	7800620			
5900682; 5900685				Hydro.	1732224		6697BR
Hydro.	5101033		6637BR	Deck Drive	7102246		6675BR
Deck Drive	5023255		6876BR	7800621			
5900706				Hydro.	1732224		6697BR
Deck; W/50" Deck	5023255		6876BR	Deck Drive	1732966		6765BR
5900731				7800647; 7800649			
Hydro.	5022173		6743BR	Deck Drive	7022252		6471BR
Deck; W/48" Deck	5101301		6567BR	7800652			
5900760				Deck Drive	7043844		6635BR
Hydro.	5101033		6637BR	BH120G38AB			
Deck Drive	5023255		6876BR	Deck	24614		6898
5900768				Traction	24039		6897
Hydro.	5101033		6637BR	BH140G42AB			
5900775				Deck; 1993	14799		6378
Hydro.	5101033		6637BR	Traction; 1993	29641		6765BR
Deck Drive	5102145		6708BR	Traction; 1994	25042		6898
5900946				BH140H33BBV			
Hydro.	5101033		6637BR	Deck	26546		6856
Deck Drive	5023255		6876BR	Traction	28585		6896
5900982				BH140H38BBV			
Hydro.	5022173		6743BR	Deck	29641		6765BR
Deck Drive	5101301		6567BR	Traction	28334		6894
				CZT19480KVV; CZT19481KVV			
				Deck Drive	7011219		6745BR

Belts for Riding Mowers

Application	OEM No.	Standard Belts	Premium Belts	Application	OEM No.	Standard Belts	Premium Belts
SNAPPER - Continued				SNAPPER - Continued			
E250811B; E250811BE; E250813B; E250813BE				ELT125G33BB			
Deck	14525		6456BR	Deck	26546		6856
Drive	22252		6471BR	Traction	29641		6765BR
E250814BE; E250815BE; E250816BE				ELT125G38AB			
Drive	22252		6471BR	Deck	24614		6898
E250818BE				Traction	24039		6897
Drive	10749		6455BR	ELT125G331K			
E280813BE				Deck	23710		6861
Deck	14525		6456BR	ELT140H33ABV			
Drive	22252		6471BR	Deck	26546		6856
E280915BE				Traction	28051		6894
Drive	28619		6975	ELT140H33BBV			
E281011BE				Deck	26546		6856
Deck	14525		6456BR	Traction; 1995	28334		6894
Drive	22252		6471BR	Traction; 1996	28585		6896
E281014BE				ELT140H331K			
Drive	22252		6471BR	Deck	23710		6861
E281016BE				Traction	16724		A110
Drive	43844		6635BR	ELT160H422BV			
E281018BE				Deck	14799		6378
Drive	10749		6455BR	EM250819BE; EM250821BE; EM281019BE; EM281021BE			
E281022BE				Drive	22252		6471BR
Drive	43844		6635BR	G25066; G28086SB			
E281213BE				Drive	10749		6455BR
Deck	14525		6456BR	GT18H334K			
Drive	22252		6471BR	Deck	14799		6378
E281216BE; E281222BE; E281318BE				Traction	17508		6827
Drive	43844		6635BR	GT18H414K			
E331313BE				Traction	17508		6827
Deck	14525		6456BR	GT18H484K			
Drive	22252		6471BR	Deck	14801		6710BR
E331314BE				Drive	24497		6456BR
Drive	22252		6471BR	Traction	17508		6827
E331315BVE				GT180H			
Drive	28619		6975	Deck; W/33" Deck	14799		6378
E331316BVE				Primary; W/48" Deck	14801		6710BR
Drive	43844		6635BR	Secondary; W/48" Deck	24497		6456BR
E331411KVE; E331413KVE				Traction	17508		6827
Deck	14525		6456BR	GT180H334K; GT180H335K			
Drive	22252		6471BR	Deck	14799		6378
E331414KVE				Traction	17508		6827
Drive	22252		6471BR	GT180H414K; GT180H415K; GT180H425K; GT180H425KV			
E331415KVE				Traction	17508		6827
Drive	28619		6975	GT180H485K			
E331416KVE; E331518KVE; E331522KVE				Primary	14801		6710BR
Drive	43844		6635BR	Secondary	24497		6456BR
E421613BV; E2811511BE; E3312511BE; E3312513BE				Traction	17508		6827
Deck	14525		6456BR	GT180H485KV			
Drive	22252		6471BR	Deck	24497		6456BR
EGT180H335K				Drive	14801		6710BR
Deck	14799		6378	Traction	17508		6827
Traction	17508		6827	GYT12333; GYT16333			
EGT180H425K				Deck	14799		6378
Traction	17508		6827	HM218019BE			
ELT115D331B				Drive	22252		6471BR
Deck	23710		6861	HT18330			
Traction	23626		5701	Deck	14799		6378
ELT120G33AB				Traction	23900		6825
Deck	26546		6856	HT18410			
Traction	24039		6897	Traction	23900		6825
ELT125D331KV				HT18480			
Deck	23710		6861	Primary	14801		6710BR
Traction	23626		5701	Secondary	24497		6456BR
ELT125G33AB				Traction	23900		6825
Deck	26546		6856	HZ14330BVE			
Traction	24039		6897	Deck	35389		6820BR

Belts for Riding Mowers

Lawn & Garden Equipment

Application	OEM No.	Standard Belts	Premium Belts	Application	OEM No.	Standard Belts	Premium Belts
SNAPPER - Continued				SNAPPER - Continued			
HZ14380BVE				LT125G38AKV			
Deck	29308		6890	Deck	26688		6898
HZ15420KVE				Traction	29641		6765BR
Deck	36585		6710BR	LT125G38DB			
HZS15422KVE				Deck	35500		6775BR
Deck	35389		6820BR	Traction; Gear Model	29641		6765BR
HZS18482BVE				Traction; Hydro. Model	36584		6896
Deck	29308		6890	LT125G331K			
HZT21480BV; HZT21481BV				Deck	23710		6861
Deck Drive	7011219		6745BR	LT125G411K			
LT11				Deck	14799		6378
Belt; W/33" Deck; W/103" Belt O.C.	14799		6378	LT125H382KV; LT130H382KV			
Belt; W/33" Deck; W/99" Belt O.C.	14560		6899	Deck	26688		6898
Belt; W/41" Deck; W/135" Belt O.C.	14398		A133	LT140G42AKV			
LT12				Deck	14799		6378
Belt; W/33" Deck; W/103" Belt O.C.	14799		6378	Traction	29641		6765BR
Belt; W/33" Deck; W/99" Belt O.C.	14560		6899	LT140H33BBV			
Belt; W/41" Deck; W/135" Belt O.C.	14398		A133	Deck	26546		6856
Belt; W/48" Deck; W/108" Belt O.C.	14525		6456BR	Traction; 1995	28334		6894
Drive	14801		6710BR	Traction; 1996	28585		6896
LT12D				LT140H33DBV			
Belt; W/33" Deck	23626		5701	Deck	26546		6856
LT12D330B; LT12D331B; LT12D331TV				Traction; Gear Model	29641		6765BR
Deck	23710		6861	Traction; Hydro. Model	36584		6896
Traction	23626		5701	LT140H38ABV			
LT12D410B				Deck; 1994	24614		6898
Deck	14799		6378	Deck; 1995	25042		6898
Traction; Ser. No. 05003133 & After	23626		5701	Traction; 1994	28051		6894
LT12D411B; LT12D411TV				Traction; 1995	28334		6894
Deck	14799		6378	LT140H38BBV			
Traction	23626		5701	Deck	25042		6898
LT14H331KV				Traction	28334		6894
Deck	23710		6861	LT140H331K			
Traction	16724		A110	Deck	23710		6861
LT14H411KV				Traction	16724		A110
Deck	14799		6378	LT140H411K			
Traction	16724		A110	Deck	14799		6378
LT16				Traction	16724		A110
Belt; W/33" Deck; W/103" Belt O.C.	14799		6378	LT140H422KV			
Belt; W/33" Deck; W/99" Belt O.C.	14560		6899	Deck	14799		6378
Belt; W/41" Deck; W/135" Belt O.C.	14398		A133	LT145H33FBV			
Belt; W/48" Deck; W/108" Belt O.C.	14525		6456BR	Deck	26546		6856
Drive	14801		6710BR	Traction	72657		6898
LT115D331B				LT145H38CBV			
Deck	23710		6861	Deck	28793		6896
Traction	23626		5701	Traction	28585		6896
LT115D411B				LT145H38DBV			
Deck	14799		6378	Deck	35500		6775BR
Traction	23626		5701	Traction; Gear Model	29641		6765BR
LT120D331B				Traction; Hydro. Model	36584		6896
Deck	23710		6861	LT145H38FBV			
Traction	23626		5701	Deck	35500		6775BR
LT120G30AB				Traction	72657		6898
Deck	22786		6674BR	LT150G42AKV			
Traction	24039		6897	Traction	25042		6898
LT120G30BB				LT150H38BBV			
Deck	22786		6674BR	Deck	25042		6898
Traction	29641		6765BR	Traction	28334		6894
LT125D381B				LT150H422BV; LT150H422KV			
Deck	24614		6898	Deck	14799		6378
Traction	23626		5701	LT155H42BBV			
LT125G33AB				Traction	28334		6894
Deck	26546		6856	LT160H42CBV			
Traction	24039		6897	Deck	28582		68100
LT125G33BB				Traction	28585		6896
Deck	26546		6856	LT160H42CBV2			
Traction	29641		6765BR	Deck	29205		68100
LT125G38AB				Traction	28585		6896
Deck	24614		6898				
Traction	24039		6897				

Belts for Riding Mowers

Application	OEM No.	Standard Belts	Premium Belts
SNAPPER - Continued			
LT160H42DBV; LT160H42DVB2			
Deck	29205		68100
Traction	36584		6896
LT160H42FBV; LT160H42FBV2			
Deck	29205		68100
Traction	72657		6898
LT160H422BV			
Deck	14799		6378
LT160H482BV			
Primary	26305		6853
Secondary	24497		6456BR
LT180H48DBV2			
Deck	28334		6894
Drive	46926		6685BR
Traction	28585		6896
LT180H48FBV2			
Deck	28334		6894
Drive	46926		6685BR
Traction	72657		6898
LT2042 (2690578)			
Deck; W/42" Deck	1732955		6710BR
Trans.; W/42" Deck	1728008		6709BR
LT2044 (2690579)			
Arbor; W/44" Deck	1729627		6848BR
Trans.; W/44" Deck	1728008		6709BR
LT2250 (2690580)			
Arbor; W/50" Deck	1703466		6484BR
Trans.; W/50" Deck	1728008		6709BR
LT2342			
Trans.	1728008		6709BR
Deck Drive	1732955		6710BR
LT2446			
Trans.	1728008		6709BR
Deck Drive	1732956		6715BR
LT12332			
Deck	14799		6378
LT12482			
Primary	14801		6710BR
Secondary	24497		6456BR
LT12502; LT16001; LT16002			
Deck; W/33" Deck	14799		6378
Primary; W/48" Deck	14801		6710BR
Secondary; W/48" Deck	24497		6456BR
LT16332			
Deck	14799		6378
LT16482			
Primary	14801		6710BR
Secondary	24497		6456BR
LT18538 (2690577)			
Deck; W/38" Deck	1732204		6524BR
Trans.; W/38" Deck	1728008		6709BR
LT23460 AWS			
Trans.	7101794		6474BR
Primary	1727869		6798BR
Secondary	720404		6475BR
LTD Series			
Belt; W/41" Deck	14799		6378
M25089TE; M28128BE; M33148KVE			
Drive	18236		6471BR
M250819BE; M250821BE; M280817B; M280917B; M280917BE; M280919B; M280921B; M281019BE; M281021BE; M300917B			
Drive	22252		6471BR
M300917BE; M300919B; M300919BE; M300921B; M300921BE; M301019BE; M301021BE			
Drive	22252		6471BR

Application	OEM No.	Standard Belts	Premium Belts
SNAPPER - Continued			
MZM2200KH Pro Cruiser			
Deck; W/52" Deck	42776		B118
Drive; W/52", 61" Deck	35543		②6837
Traction; W/52", 61" Deck	45254		②6834
N250816B; N250816BE			
Drive	22252		6471BR
N281016BE			
Drive; Early	44637		6975
Drive; Late	43844		6635BR
NLT120G30DB			
Deck	22786		6674BR
Traction; Gear Model	29641		6765BR
Traction; Hydro. Model	36584		6896
NZM21523KVV; NZM25523KVV			
Secondary Drive	7029266		6728BR
NZM25613KVV; NZM27613KH			
Primary Drive	7071766		6877BR
NZMJ23523KH			
Secondary Drive	7029266		6728BR
NZMJ25613KH			
Primary Drive	7071766		6877BR
R25089TE; R25089TVE			
Drive	18236		6471BR
R250811BE; R281213BE; R2811511BE; R3312511BE; R3312513BE			
Deck	14525		6456BR
Drive	22252		6471BR
RER11528; RER12528			
Deck Drive	7022252		6471BR
RER13530			
Trans.	1707346		6842
RER17533			
Deck Drive	7043844		6635BR
RLT115D331B			
Deck	23710		6861
Traction	23626		5701
RLT125G38AKV			
Deck	26688		6898
Traction	29641		6765BR
RLT125G331K			
Deck	23710		6861
RLT140H331K			
Deck	23710		6861
Traction	16724		A110
RLT140H422KV; RYT16D334K			
Deck	14799		6378
S50XB2648			
Hydro. Drive	5022173		6743BR
Deck Drive	5101301		6567BR
S50XKAV1936			
Hydro. Drive	5022173		6743BR
S50XKAV1948			
Hydro. Drive	5022173		6743BR
Deck Drive	5101301		6567BR
S50XKAV2036			
Hydro. Drive	5022173		6743BR
S50XKAV2048			
Hydro. Drive	5022173		6743BR
Deck Drive	5101301		6567BR
S50XTB2436; S50XTB2536			
Hydro. Pump	5022173		6743BR
Deck Drive	5021650		6665BR
S50XTB2548; S50XTB2748			
Hydro. Pump	5022173		6743BR
Deck Drive	5101301		6567BR
S50XTKAV1936			
Hydro. Pump	5022173		6743BR
Deck Drive	5021650		6665BR

Lawn & Garden Equipment

② Two Required.

Belts for Riding Mowers

Application	OEM No.	Standard Belts	Premium Belts	Application	OEM No.	Standard Belts	Premium Belts
SNAPPER - Continued				SNAPPER - Continued			
S50XTKAV1948				S200XTB2861; S200XTB3061			
Hydro. Pump	5022173		6743BR	Hydro. Pump	5102013		6506BR
Deck Drive	5101301		6567BR	Deck Drive	5103390		6937BR
S75XKAV2252				S200XTB3072			
Eng. To Deck	5102040		6615BR	Hydro. Pump	5102013		6506BR
S75XKAV2352				S200XTBV2861			
Hydro. Pump	5100555		6772BR	Hydro. Drive	5101029		6630BR
Eng. To Deck	5102040		6615BR	Deck Drive	5100893		6747BR
S75XKAV2652				S200XTBV3261			
Eng. To Deck	5102040		6615BR	Hydro. Pump	5102013		6506BR
S125XTBV2552				Deck Drive	5103390		6937BR
Hydro. Drive	5103919		6757BR	S200XTBV3272			
Deck Drive	5103927		7000BR	Hydro. Pump	5102013		6506BR
S125XTBV2761				S200XTBV3661			
Hydro. Drive	5103919		6757BR	Hydro. Pump	5102013		6506BR
Deck Drive	5103871		6938BR	Deck Drive	5103390		6937BR
S125XTKAV2352				S200XTBV3672			
Hydro. Drive	5103919		6757BR	Hydro. Pump	5102013		6506BR
Deck Drive	5103927		7000BR	S200XTBVP3261; S200XTKAV2661			
S125XTKAV2461				Hydro. Pump	5102013		6506BR
Hydro. Drive	5103919		6757BR	Deck Drive	5103390		6937BR
Deck Drive	5103871		6938BR	S200XTKOH2961			
S150XKAV2048; S150XKAV2148				Hydro. Pump	5102013		6506BR
Hydro. Drive	5100923		6482BR	S800XBV31			
Deck Drive	5023297		6767BR	Hydro. Drive; Ser. No. 2014013368 & Before	5101248		②6674BR
S150XKAV2252; S150XKAV2552				Hydro. Drive; Ser. No. 2014013369 & After	5102695		②6820BR
Hydro. Drive	5100923		6482BR	P.T.O.	5101179		②6974BR
Deck Drive	5023435		6768BR	Deck Drive; W/61" Deck	5021854		6946BR
S150XKOH2348				Deck Drive; W/72" Deck	5022435		6933BR
Hydro. Drive	5100923		6482BR	S800XKAV28			
Deck Drive	5023297		6767BR	Hydro. Drive; Ser. No. 2014013368 & Before	5101248		②6674BR
S150XKOH2752				Hydro. Drive; Ser. No. 2014013369 & After	5102695		②6820BR
Hydro. Drive	5100923		6482BR	P.T.O.	5101179		②6974BR
Deck Drive	5023435		6768BR	Deck Drive; W/61" Deck	5021854		6946BR
S150XTB2648				Deck Drive; W/72" Deck	5022435		6933BR
Hydro. Pump	5102767		6996BR	S800XY30D			
Deck Drive	5023297		6767BR	Alt.	5101985X5		♣9400HD
S150XTB2852				Pump Drive	5102039		7023BR
Hydro. Pump	5102767		6996BR	P.T.O.	5102594		②7004BR
Deck Drive	5103395		6936BR	Deck Drive; W/61" Deck	5021854		6946BR
S150XTBV2648				Deck Drive; W/72" Deck	5022435		6933BR
Hydro. Pump	5102767		6996BR	SPX2146			
Deck Drive	5103392		6999BR	Trans.	1728008		6709BR
S150XTBV2652				Deck Drive	1732956		6715BR
Hydro. Pump	5102767		6996BR	SPX2452			
Deck Drive	5103872		6936BR	Trans.	1728008		6709BR
S150XTKAV2448				Deck Drive	1736516		6727BR
Hydro. Pump	5102767		6996BR	W280923B; W301023BVE			
Deck Drive	5023297		6767BR	Drive	43844		6635BR
S150XTKAV2452				WM280921B; WM301021BE			
Hydro. Pump	5102767		6996BR	Drive	22252		6471BR
Deck Drive	5103395		6936BR	YT12D			
S175XY20D52; S175XY24D61				Deck; W/33" Deck	14799		6378
Hydro. Pump	5102272		7035BR	Primary; W/48" Deck	14801		6710BR
P.T.O.	5102038		②7010BR	Secondary; W/48" Deck	24497		6456BR
Deck Drive; W/Side Discharge	5101825		6902BR	YT12D334B			
Deck Drive; W/Rear Discharge	5102269		6880BR	Deck	14799		6378
S200XBV32				YT16D			
Hydro. Drive	5101029		6630BR	Deck; W/33" Deck	14799		6378
Deck Drive; W/61" Deck	5100893		6747BR	Primary; W/48" Deck	14801		6710BR
Deck Drive; W/72" Deck	5022399		6722BR	Secondary; W/48" Deck	24497		6456BR
S200XKAV2561; S200XKAV2661;				YT16D334B; YT16D334K			
S200XKAV2761; S200XKOH2761				Deck	14799		6378
Hydro. Drive	5101029		6630BR	YT16D484; YT16D484B			
Deck Drive	5100893		6747BR	Primary	14801		6710BR
S200XTB2761				Secondary	24497		6456BR
Hydro. Pump	5102013		6506BR				
Deck Drive	5103870		6937BR				

② Two Required.

♣ Standard Belt May Also Be Available.

Belts for Riding Mowers

Lawn & Garden Equipment

Application	OEM No.	Standard Belts	Premium Belts
SNAPPER - Continued			
YT16D484K			
Deck	24497		6456BR
Drive	14801		6710BR
YT18H			
Deck; W/33" Deck	14799		6378
Primary; W/48" Deck	14801		6710BR
Secondary; W/48" Deck	24497		6456BR
Traction	23900		6825
YT18H334K			
Deck	14799		6378
Traction	23900		6825
YT18H414K			
Traction	23900		6825
YT18H484K			
Primary	14801		6710BR
Secondary	24497		6456BR
Traction	23900		6825
YT12333; YT16333			
Deck	14799		6378
YT16483			
Primary	14801		6710BR
Secondary	24497		6456BR
YZ13331BE			
Deck	35389		6820BR
Drive	29117		6950
Hydro	41823		6842
YZ13381BE			
Deck	29308		6890
Drive	29117		6950
Hydro	41823		6842
Z1202B; Z1203B			
Eng. To Deck	79780		B106
Hydro	79776		6873
Z1402K			
Cross Deck	79778		6524BR
Eng. To Deck	79779		6702BR
Hydro	79776		6873
Z1404K			
Cross Deck	79778		6524BR
Eng. To Deck	79779		6702BR
Hydro	62465		6882
Z1802K			
Cross Deck; W/42" Deck	79778		6524BR
Cross Deck; W/48" Deck	79777		6653BR
Eng. To Deck; W/42", 48" Deck	79779		6702BR
Hydro.; W/42", 48" Deck	79776		6873
Z1804K			
Cross Deck; W/42" Deck	79778		6524BR
Cross Deck; W/48" Deck	79777		6653BR
Eng. To Deck; W/42", 48" Deck	79779		6702BR
Z1805K			
Cross Deck; W/48" Deck	79777		6653BR
Cross Deck; W/60" Deck	79186		6633BR
Eng. To Deck; W/48" Deck	79779		6702BR
Eng. To Deck; W/60" Deck	79781		6866BR
Main Drive; W/48", 60" Deck	62465		6882
Z2002K			
Cross Deck; W/42" Deck	79778		6524BR
Cross Deck; W/48" Deck	79777		6653BR
Cross Deck; W/60" Deck	79186		6633BR
Eng. To Deck; W/42", 48" Deck	79779		6702BR
Eng. To Deck; W/60" Deck	79781		6866BR
Hydro.; W/42", 48", 60" Deck	79776		6873
Z2004K			
Cross Deck; W/42" Deck	79778		6524BR
Cross Deck; W/48" Deck	79777		6653BR
Cross Deck; W/60" Deck	79186		6633BR
Eng. To Deck; W/42", 48" Deck	79779		6702BR
Eng. To Deck; W/60" Deck	79781		6866BR
Hydro.; W/42", 48", 60" Deck	62465		6882

Application	OEM No.	Standard Belts	Premium Belts
SNAPPER - Continued			
Z2205KV			
Cross Deck; W/48" Deck	79777		6653BR
Cross Deck; W/60" Deck	79186		6633BR
Eng. To Deck; W/48" Deck	79779		6702BR
Eng. To Deck; W/60" Deck	79781		6866BR
ZF2100DKU			
Deck Drive; W/52", 61" Deck	41830		②6837
Driveshaft To Hydro.; W/52", 61" Deck	35544		②6834
ZF2200K			
Deck Drive; W/61" Deck	35543		②6837
Driveshaft - Upper; W/61" Deck	35544		②6834
ZF2300GKU Turf Cruiser			
Deck Drive; W/52", 61", 73" Deck	41830		②6837
Driveshaft To Hydro.; W/52", 61", 73" Deck	35544		②6834
ZF2500K			
Deck Drive; W/52", 61" Deck	35543		②6837
Driveshaft - Upper; W/52", 61" Deck	35544		②6834
ZF2500KH Turf Cruiser			
Deck Drive; W/52", 61", 73" Deck	35543		②6837
Driveshaft - Upper; W/52", 61", 73" Deck	35544		②6834
ZM2200K; ZM2500KH Pro Cruiser			
Drive; W/52", 61" Deck	35543		②6837
Traction; W/52", 61" Deck	45254		②6834
ZT2042 (2690645)			
Eng. To Deck; W/42" Deck	1732966		6765BR
Trans.; W/42" Deck	1732224		6697BR
ZT2142			
Hydro. Drive	1732224		6697BR
Deck Drive	1732966		6765BR
ZT2446			
Hydro. Drive	5101033		6637BR
Deck Drive	5102145		6708BR
ZT2450 (2690647)			
Arbor; W/50" Deck	1732204		6524BR
Trans.; W/50" Deck	1732224		6697BR
ZT2648			
Hydro. Drive	5022173		6743BR
Deck Drive	5101301		6567BR
ZT2650			
Hydro. Drive	1732224		6697BR
Blade Drive	1732204		6524BR
ZT2652			
Hydro. Drive	7100102		6871BR
ZT2654			
Hydro. Drive	5101033		6637BR
ZT2746			
Hydro. Drive	7100102		6871BR
Deck Drive	7103788		6707BR
ZT18533			
Hydro. Drive	1732224		6697BR
Deck Drive	7102246		6675BR
ZU2013K			
Deck; W/48" Deck	79182		A105
Deck; W/60" Deck	79186		6633BR
Eng. To Deck; W/48" Deck	79563		6987
Eng. To Deck; W/60" Deck	62065		6990
ZU2014K			
Cross Deck; W/48" Deck	79777		6653BR
Cross Deck; W/60" Deck	79186		6633BR
Eng. To Deck; W/48" Deck	62065		6990
Primary Drive; W/48", 60" Deck	62321		6844
Secondary Drive; W/48", 60" Deck	62322		6877
SOUTHLAND			
RR245; RR254; RR255			
Belt; W/25" Belt O.C.	RR705	3250	6925
Belt; W/44" Belt O.C.	RR703	2440	6844

② Two Required.

Belts for Riding Mowers

Application	OEM No.	Standard Belts	Premium Belts	Application	OEM No.	Standard Belts	Premium Belts
SPEEDEX				SPIRIT II			
820				1130; 1230			
Drive; W/Sliding Eng.	3926964		6964	Blade			A110
832D				P.T.O.			6850
Drive	3926974		6974	Trans.	360237		6834
Hyd. Pump	3912400		6840	SPRINGFIELD			
840				60A-1			
Drive; W/Stationary Eng.	3926831		6983	Blade	60A34		6932
1020; 1030				60AMR			
Drive; W/Sliding Eng.	3926964		6964	Blade	60F100		6828
1040; 1040A				Eng. To Trans.	60F99		6869
Drive; W/Stationary Eng.	3926831		6983	61A; 61AB			
1130				Blade	60A34		6932
Drive; W/Sliding Eng.	3926964		6964	61D; 61DE			
1140; 1240				Blade	60A34		6932
Drive; W/Stationary Eng.	3926831		6983	J.S. To Trans.	61D15		6826
1320; 1420; 1430; 1630				Eng. To J.S.	61D19		6843
Drive; W/Sliding Eng.	3926964		6964	61VRB; 61VRC			
1630T				Belt; W/32" Belt O.C.	61V38		6732
Drive; W/Sliding Eng.	3926968		6968	62A; 62AB			
1632				Blade	60A34		6932
Drive	3926967		6967	62D; 62DE			
Hyd. Pump	3916834		6834	Blade	60A34		6932
1640				J.S. To Trans.	61D15		6826
Drive; W/Stationary Eng.	3926831		6983	Eng. To J.S.	61D19		6843
1682				63A			
Drive	3926967		6967	Blade	60A34		6932
1832				63D; 63DE			
Drive; W/Sliding Eng.	3926967		6967	Blade	60A34		6932
Hyd. Pump	3916340		6832	J.S. To Trans.	61D15		6826
2022				Eng. To J.S.	61D19		6843
Eng. To Deck Drive			6938	64A; 64D; 64DE			
Eagle				Blade	60A34		6932
Drive			6983	65LT6; 65LT6E			
S14				Blade	60A34		6932
Drive	3926963		6963	Eng. To J.S.	61D19		6843
S17				Trans. To J.S.	61D15		6826
Drive; W/Sliding Eng.	3926964		6964	66CTM; 66CTME			
Drive; W/Stationary Eng.	3926943		6943	Blade	66CT257		3V670
S18				Eng.	61TR83	2310	6831
Drive; W/Sliding Eng.	3926964		6964	Starter/Gen.	61TR304		7320
S19				3001HR			
Drive; W/Stationary Eng.	3926831		6983	Drive	2137	3440	6944
S23; S24				Reverse	2170	2170	6817
Drive; W/Sliding Eng.	3926964		6964	3002H; 3003H; 3004H			
S24VS				Belt; W/35" Belt O.C.	2422B	3350	6935
Drive; W/Stationary Eng.	3926947		6947	Belt; W/46" Belt O.C.	2138	3460	6946
S32				Belt; W/57" Belt O.C.	3317	3570	6957
Drive	3926960		6996	Reverse			6817
P.T.O.	3926933		6933	Starter/Gen.	61TR304		7320
SPEIGEL				3005HR			
133-434; 133-640				Drive	2137	3440	6944
Blade	7540127		6966	Reverse	2170	2170	6817
Drive; W/25" Belt O.C.	7540135		6925	AMR49; EC59; EC63C; EC64C; EC65LT			
Drive; W/31" Belt O.C.	7540136		6931	Belt; W/35" Belt O.C.	59080		6835
136-485				STEINER TURF			
Blade	7540151		6967	2X4			
Trans.	7540191		6865	Broom Attachment			6844
140-760				Flail Mower Attachment			6844
P.T.O.	7540123		3V335	Mower Deck Attachment			6844
Trans.	7540124		6857	Power Blower Attachment			6847
146-672				Reel Attachment			6857
Blade	7540184		6852	Snow Blower Attachment			6844
Deck	7540180		6510BR	Tiller Attachment			
Trans.	7540182	3810	6981	4X4			
				Attachment Drive; W/41" Belt O.C.	81A039		6841
				Attachment Drive; W/42" Belt O.C.	81A040		6842
				Broom Attachment	A40		6842
				Flail Mower Attachment	A40		6842
				Loader Attachment			6828

Belts for Riding Mowers

Application	OEM No.	Standard Belts	Premium Belts
STEINER TURF - Continued			
4X4 - Continued			
Mower Deck Attachment	A40		6842
Power Blower Attachment	A40		6842
Power Edger Attachment			6877
Reel Attachment			6845
Snow Blower Attachment	A53		6855
Tiller Attachment	A40		6842
220			
Attachment Drive; W/Kubota WG600-B Eng.	A40		6842
Deck; W/MX40 Deck; W/Kubota WG600-B Eng.	81B158		B158
Fan & Alt.; W/Kubota WG600-B Eng.	REMF1320		7320
P.T.O.; W/2WD; W/Kubota WG600-B Eng.; W/1/2" Belt T.W.	81A034		6836
P.T.O.; W/2WD; W/Kubota WG600-B Eng.; W/21/32" Belt T.W.	85360		6936
410			
Drive	81A040		6842
P.T.O.			6942
420			
P.T.O.; W/4WD	81A038		6839
425			
P.T.O.	81A042		6844
525			
Attachment Drive; W/Kubota 90S Eng.	81B041		6944
Fan & Alt.; W/Kubota 90S Eng.			7375
P.T.O.; W/Kubota 90S Eng.			6945
720			
Attachment Drive	81A055		6857
Eng. To Pump	81A041		6843
Mower Clutch	81A041		6843
Drive; W/Packer Drive	81A035		6837
D16			
Eng. To Pulley; Ser. No. AGN231			6840
Pulley To Hyd. Pump; Ser. No. AGN231 ..			6849
MPV			
Broom Attachment			6849
Flail Mower Attachment			6849
Mower Deck Attachment			6849
Power Blower Attachment			6849
Snow Blower Attachment			6861
Tiller Attachment			6849
Paralegic			
Mower Attachment; W/48" Deck	81A128		A128
Mower Attachment; W/60" Deck	81A144		A144
Mower Attachment; W/72" Deck	81A180		A180
Drive	81A105		68107
S18			
P.T.O. To Deck	81A40		6842
S20			
Fan & Alt.	REMF1350		7350
P.T.O.	81A38		6840
P.T.O. To Deck	81A40		6842
Three Wheeler			
P.T.O. To Tiller	81A47		6849
Turfmaster			
Belt; W/48" Deck	81A128		A128
Belt; W/60" Deck	81A144		A144
Belt; W/72" Deck	81A180		A180
P.T.O.; W/49" Belt O.C.	81A47		6849
P.T.O.; W/70" Belt O.C.	81A68		6870
SUNBEAM CORP.			
RR100			
Belt	4638		6830
RR500			
Drive	11144		6835
Trans.			6852

Application	OEM No.	Standard Belts	Premium Belts
SUNSHINE			
E-Z Roll			
Drive; W/12 H.P. Eng.	R9084		6986
SWISHER			
Ride King			
Deck			6850
Eng. To J.S.		2490	6849
J.S. To Wheel Drive		2230	6823
ZT2350A; ZT2450A			
Eng. To Deck	10263		6811BR
Deck Drive	12881		A100
ZT2452			
Deck Drive	BA116		A116
ZT2454			
Hydro. Drive	14451		6810BR
Eng. To Deck	10263		6811BR
Deck Drive	037X66		A45
ZT2560; ZT2660B			
Eng. To Deck	10263		6811BR
ZT2760BP			
Hydro. Drive	14453		6757BR
Deck Drive	037X66		A45
ZT2760KP			
Hydro. Drive	14454		6758BR
Eng. To Deck	12527		A128
Deck Drive	037X66		A45
ZT2766			
Eng. To Deck	037X89		6476BR
Deck Drive	12527		A128
ZT2766BP; ZT2766KP			
Hydro. Drive	14454		6758BR
Eng. To Deck	12527		A128
Deck Drive	037X66		A45
TORO			
8-25			
Blade; Model No. 56128, 56129, 56132, 56133, 70040, 70060	671390		6583BR
Blade; Model No. 70041, 70044, 70060, 70122	980710		6583BR
8-32			
Blade; Model No. 56145, 56185	471420		6559BR
Blade; Model No. 70042	920875		6858
Traction; Model No. 56145, 56185	471410		6224
Traction; Model No. 70042	920870		6831
10-32			
Blade; Model No. 56165, 56190	471420		6559BR
Blade; Model No. 70080, 70100	920875		6858
Traction; Model No. 56165, 56190	471410		6224
Traction; Model No. 70080, 70100	920870		6831
10-32XL			
Blade; Model No. 71140	886260		6851
Traction; Model No. 71140	886270		6861
11-32			
Blade; Model No. 70081, 70142	920875		6858
Traction; Model No. 70081, 70142	920870		6831
12-32			
Blade; Model No. 56175, 56176, 56177, 56195	471420		6559BR
Blade; Model No. 57450	285250		6853
Blade; Model No. 70082, 70084, 70089, 70120, 70140, 70141	920875		6858
Deck; W/12 H.P. Eng.; W/32" Blade	471420		6559BR
Traction; Model No. 56175, 56176, 56177, 56195	471410		6224
Traction; Model No. 57450	282650		A100
Traction; Model No. 70082, 70084, 70089, 70120, 70140, 70141	920870		6831
12-32E			
Blade; Model No. 70171	920875		6858
Traction; Model No. 70171	920870		6831

Lawn & Garden Equipment

Belts for Riding Mowers

Application	OEM No.	Standard Belts	Premium Belts	Application	OEM No.	Standard Belts	Premium Belts
TORO - Continued				TORO - Continued			
12-32XL				112-6 - Continued			
Blade; Model No. 71182, 71188, 71189, 71199, 71200, 71201	886260		6851	P.T.O.; Model No. R3-12B601, R3-12B602	114231		6841
Traction; Model No. 71182, 71200	886270		6861	Spindle; Model No. R3-12B601, R3-12B602	114567		6927BR
Traction; Model No. 71188, 71189, 71199, 71201	944291		6899				
12-38HXL				120			
Blade; Model No. 71181, 71203	886250		6627BR	Deck; W/52" Deck	565570		6854
Traction; Model No. 71181, 71203	886280		6884	Eng. To Spindle	541380		6874
				Eng. Fan	989008		6698BR
12-38XL				210-5			
Blade; Model No. 71180, 71184, 71202	886250		6627BR	Blade; W/10 H.P. Eng.	113288		6853
Traction; Model No. 71180	886280		6884	Drive; Model No. 31-10B501	114433		A81
Traction; Model No. 71184, 71202	886240		6895	Drive; Model No. 31-10B502, 31-10B503	114860		6893
				Trans. To Deck; W/10 H.P. Eng.	114860		6893
13-32				210-H			
Blade; Model No. 70131, 70183	920875		6858	Drive; Model No. 31-10BE01, 31-10BE02	114433		A81
Traction; Model No. 70131, 70183	920870		6831				
13-32XL				210-H Hydro			
Blade; Model No. 70201, 71209	886260		6851	Deck; W/10 H.P. Eng.	114421		6854
Traction; Model No. 70201, 71209	944291		6899	Trans.; W/10 H.P. Eng.	114433		A81
13-38HXL				212-5			
Blade; Model No. 71191	886250		6627BR	Deck; W/12 H.P., 5-Speed Eng.	114860		6893
Traction; Model No. 71191	886280		6884	Drive; Model No. 32-12O501	114433		A81
				Drive; Model No. 32-12O503	114860		6893
13-38XL				Drive; Model No. 32-12O5A1	114433		A81
Blade; Model No. 71185, 71190, 71191, 71205, 71208, 71213	886250		6627BR	Drive; Model No. R2-12B502, R2-12O501, 32-12B5A2, 32-12B5A3, 32-12O502	114860		6893
Traction; Model No. 71185, 71190, 71208	886270		6861	Drive; Model No. R2-12O502; Ser. No. 2900001-2999999	114860		6893
Traction; Model No. 71191, 71213	886280		6884	Spindle; Model No. S2-12B602	114421		6854
Traction; Model No. 71205; Ser. No. 5900001-5999999	886240		6895	Spindle; W/50" Deck; Model No. R2-12O502; Ser. No. 3900001-3999999	113625		B103
Traction; Model No. 71205; Ser. No. 6900001-6999999	886270		6861	Spindle; W/60" Deck; Model No. R2-12O502; Ser. No. 3900001-3999999	112449		B128
14-38HXL				212-H			
Blade; Model No. 71193, 71215, 71219	886250		6627BR	Deck; W/50" Deck; Model No. R2-12OE02; Ser. No. 3900001-3999999	113625		B103
Hydro.; Model No. 71193, 71215, 71219	886280		6884	Deck; W/60" Deck; Model No. R2-12OE02; Ser. No. 3900001-3999999	112449		B128
				Drive; Model No. 32-12OE01, 32-12OE01, 32-12OE02, 32-12OE03	114433		A81
14-38XL				Drive; Model No. R2-12OE01, 32-12BEA2, 32-12BEA3	114433		6883
Blade; Model No. 71198, 71215, 71217, 71220	886250		6627BR	Drive; Model No. R2-12OE02; Ser. No. 2900001-2999999	114433		A81
Traction; Model No. 71198, 71220	886270		6861	P.T.O.; Model No. R2-12OE01	115968		6899
Traction; Model No. 71215, 71217	886280		6884	P.T.O.; Model No. R2-12OE02; Ser. No. 2900001-2999999	115968		6899
15-38HXL				212-H Hydro			
Blade; Model No. 71221, 71240	886250		6627BR	Cross Drive; W/12 H.P. Eng.	113141		6876
Traction; Model No. 71221, 71240	886280		6884	Deck; W/12 H.P. Eng.	114433		A81
15-44HXL				216-H			
Hydro.; Model No. 71192, 71196, 71218	933883		6463BR	Drive; Model No. 32-16BE01	114433		A81
16-38HXL				216-H Hydro			
Blade; Model No. 71225	886250		6627BR	Cross Drive; W/16 H.P. Eng.	113141		6876
Traction; Model No. 71225	886280		6884	Deck; W/16 H.P. Eng.	114433		A81
16-38HXL				223-D			
Blade; Model No. 71223	886250		6627BR	Eng. To Deck	636240		6808BR
Traction; Model No. 71223	886270		6861	Eng.	928876		6739
16-38XLE				224			
Blade; Model No. 71226	886250		6627BR	Eng. To Deck	636240		6808BR
Traction; Model No. 71226	886270		6861	Eng.	928879		6737
				W.P.	674410		6735
16-44HXL				225			
Hydro.; Model No. 71196, 71197, 71218	933883		6463BR	Fan & W.P.	999156		7370
				Eng. To Deck	636240		6808BR
16-44HXL				227-S			
Hydro.; Model No. 71280	933883		6463BR	Drive; Model No. R2-17K502	108427		6463BR
110-4				228-D			
Drive; Model No. R3-10B403, R3-10B404	113105		6833	Eng. To Deck	636240		6808BR
P.T.O.; Model No. R3-10B403, R3-10B404	114231		6841				
Spindle; Model No. R3-10B403, R3-10B404	114567		6927BR				
112-6							
Drive; Model No. R3-12B601, R3-12B602	113105		6833				

Belts for Riding Mowers

Application	OEM No.	Standard Belts	Premium Belts	Application	OEM No.	Standard Belts	Premium Belts
TORO - Continued				TORO - Continued			
244-5				312-H Hydro			
Deck; W/14 H.P., 5-Speed Eng.			6883	Cross Drive; W/12 H.P. Eng.	6738		6886
Drive; Model No. 22-14O501	111435		A90	Deck; W/12 H.P. Eng.	102742		6378
Trans.; Model No. 72060	111435		A90	Trans.; W/12 H.P. Eng.	7473		6982
244-H				314-8			
Drive; Model No. 22-14OE01	114860		6893	Drive; Model No. 73400	7473		6982
246-H				Drive; Model No. 73402, 73448, 73449 ..	939808		6982
Drive; Model No. 42-16BE01, R2-16BE01	114860		6893	314-H			
Trans.; Model No. 72081, 72101	114860		6893	Drive; Model No. 73401; Ser. No. 39000001-49999999	108501		6982
264-6				Drive; Model No. 73401; Ser. No. 59000001-59000260			6983
Trans.; Model No. 72042, 72062	926719		6898	Drive; Model No. 73401; Ser. No. 59000261-69999999	108501		6982
264-H				Drive; Model No. 73403	108501		6982
Trans.; Model No. 72043, 72063	926718		6463BR	316-8			
265-6				Drive; Model No. R1-16O804			6983
Trans.; Model No. 72045; Ser. No. 69000001-69999999	926719		6898	Drive; Model No. 73422, 73441	939809		6983
Trans.; Model No. 72045; Ser. No. 79000001-89999999	926955		6897	328-D			
Trans.; Model No. 72047	926955		6897	Eng. To Deck	1064383		6539BR
265-H				Eng.	989676		7375
Trans.; Model No. 72046, 72064; Ser. No. 69000001-69999999	926718		6463BR	416-8			
Trans.; Model No. 72046, 72064; Ser. No. 79000001-89999999	926954		6459BR	Cross Drive; W/16 H.P. Eng.	1594		6781BR
Trans.; Model No. 72048, 72070	926954		6459BR	Deck; W/16 H.P. Eng.	102742		6378
266-H				Drive; Model No. 31-16O802, 31-16O803, 31-16O804, 73420, 73440			6983
Trans.; Model No. 72083, 72084	926718		6463BR	Trans.; W/16 H.P. Eng.	114895		6983
267				416-H			
Trans.; W/17 H.P. Eng.	944399		6974	Drive; Model No. 41-16OE01, 51-16OE01, 51-16OE02, 73421, 73423	114895		6983
267-H				416-H Hydro			
Trans.; Model No. 72085; Ser. No. 49000001-69999999	926718		6463BR	Cross Drive; W/16 H.P. Eng.	1594		6781BR
Trans.; Model No. 72085; Ser. No. 79000001-89999999	926954		6459BR	Deck; W/16 H.P. Eng.	102742		6378
Trans.; Model No. 72104; Ser. No. 69000001-69999999	926718		6463BR	Snow Thrower Attachment; W/16 H.P. Eng.	116332		6965
Trans.; Model No. 72104; Ser. No. 79000001-89999999	926954		6459BR	Trans.; W/16 H.P. Eng.	114895		6983
268-H				520-8			
Trans.; Model No. 72086, 72105; Ser. No. 99000001-99999999	926954		6459BR	Drive; Model No. 41-20O801	114895		6983
Trans.; Model No. 72103; Ser. No. 49000001-59999999	926718		6463BR	520-H			
269				Cross Drive; W/20 H.P. Eng.	1594		6781BR
Trans.; W/19 H.P. Eng.	944399		6974	Deck; W/20 H.P. Eng.	102742		6378
269-H				Drive; Model No. 41-20OE01, 41-20OE02, 41-20OE073501, 73502, 73520, 73521, R1-20OE02	114895		6983
Trans.; Model No. 72102; Ser. No. 69000001-69999999	926718		6463BR	Trans.; W/20 H.P. Eng.	114895		6983
Trans.; Model No. 72102; Ser. No. 79000001-89999999	926954		6459BR	520-LXI			
270-H				Fan; Model No. 73545, 73546, 73547, 73580	959784		7325
Trans.; Model No. 72106, 72110, 72115 ..	926954		6459BR	523-DXI			
310-8				Fan; Model No. 73550, 73551, 73552, 73590	999156		7370
Drive; Model No. 31-10K801	7473		6982	612-Z			
Drive; Model No. 31-10K802, 31-10K803	787100		6982	Cross Drive	116667		6885
Trans.; Model No. 73320	7473		6982	Drive; Model No. Y1-12OE02	116527		6843
Trans.; W/10 H.P., 8-Speed Eng.	1473		6832	Eng. To J.S.	116183		6951
312-8				J.S. To Deck	116666		6977
Drive; Model No. 31-12K801	7473		6982	P.T.O.; Model No. Y1-12OE02	116183		6951
Drive; Model No. 73362, 73380, 73400 ..	7473		6982	Trans.; W/12.5 H.P. Eng.	116527		6843
Drive; Model No. 73363, 73428, 73429 ..	939808		6982	616-Z			
Drive; Model No. R1-12K804, 31-12K802, 31-12K804	787100		6982	Drive; Model No. Y1-16OEE4, Y1-16OE01, Y1-16OE02, Y1-16OE03, Y1-16OE04, 74021, 74041, 74120	116527		6843
Cross Drive; W/8 H.P., 8-Speed Eng.	6738		6886	Eng. To J.S.	116183		6951
Deck; W/8 H.P., 8-Speed Eng.	102742		6378	P.T.O.; Model No. Y1-16OEE4, Y1-16OE01, Y1-16OE02, Y1-16OE03, Y1-16OE04, 74021, 74041, 74120	116183		6951
Trans.; W/8 H.P., 8-Speed Eng.	7473		6982	620-Z			
312-H				Drive; Model No. Y1-20OE02, Y1-20OE03, 74101	116527		6843
Drive; Model No. 31-10K801	7473		6982	P.T.O.; Model No. Y1-20OE02, Y1-20OE03, 74101	116183		6951
Drive; Model No. 31-10K802, 31-10K803, 51-12KE01, 51-12KE02	108501		6982	620-ZI			
				Eng. To J.S.	116183		6951

Lawn & Garden Equipment

Belts for Riding Mowers

Application	OEM No.	Standard Belts	Premium Belts	Application	OEM No.	Standard Belts	Premium Belts
TORO - Continued				TORO - Continued			
724-Z				51060; 51070 - Continued			
P.T.O.	448990		6538BR	Drive; W/47" Belt O.C.	34577		6847
1142				52125 (7-25)			
Deck	362920		6861	Deck	262770		6850
Mower	362930		6378	55000; 55001			
Trans.	282650		A100	Blade			3V670
1144 (57354, 57358)				Blade - Right	70946		6830
Deck; Ser. No. 700001 & After			6843	Trans.	70824		6831
Traction; Ser. No. 700001 & After	282650		A100	55002; 55003; 55050; 55051; 55055			
2000-D				Deck	74228		6848
Fan	998153		7365	P.T.O.	74231		6833
03100				Traction	74232		6871
Gen.; Ser. No. 50001 & After	68428		6727	55100; 55101			
Gen.; Ser. No. 60001 & After	68428		6727	Blade			3V670
03102				Blade - Right	70946		6830
Gen.; Ser. No. 80001 & After	68428		6727	Trans.	70824		6831
03104				55150; 55152			
Gen.; Ser. No. 50001 & After	68428		6727	Deck	74228		6848
Gen.; Ser. No. 60001 & After	68428		6727	P.T.O.	74231		6833
03112				Traction	74233		6860
Gen.; Ser. No. 800001 & After	68428		6727	55166			
03115				Deck; W/48" Belt O.C.	74228		6848
Gen.	68428		6727	Deck; W/36" Deck	79160		6857
3280-D				Eng. To J.S.; W/36" Deck	74231		6833
Eng. To Deck	636240		6808BR	P.T.O.	74231		6833
3320 Groundsmaster				Spindle; W/57" Belt O.C.	79160		6857
Eng. To Deck	636240		6808BR	Spindle; W/36" Deck	74228		6848
Fan & W.P.	999156		7370	Starter/Gen.; W/36" Deck	70657		7320
3500-D				Traction	74232		6871
Hydro. Drive	993619		6903BR	Trans.; W/36" Deck	74232		6871
Alt.	989676		7375	55200			
3550-D				Drive	70550		6727
Pump	993619		6903BR	Starter/Gen.	70530		6735
4300-D (30859)				Trans.	70551		3V375
Alt.	989676		7375	Belt; W/34" Belt O.C.	70073		6834
5100-D				55233			
Alt. & W.P.	674410		6735	Deck	74228		6848
5200-D; 5210; 5400-D; 5410				P.T.O.	74231		6833
Alt.	989676		7375	Spindle	79160		6857
5500-D				Starter/Gen.	70657		7320
Fan	983921		6895BR	Traction	74232		6871
Alt.	989676		7375	55256			
5510; 5610				Deck	74228		6848
Alt.	989676		7375	P.T.O.	74231		6833
5900 (31598); 5910 (31599)				Spindle	79160		6857
Deck Drive	1127376		6845BR	Traction	74233		6860
Blade Drive	1127377		6502BR	Trans.	79390		6860
7200				55275			
Fan	989676		7375	Mower Deck	74228		6848
Blade - Left; W/72" Rear Discharge				P.T.O.	74231		6833
Deck	1109592		6856BR	Spindle	79160		6857
Blade - Right; W/72" Rear Discharge				Starter/Gen.	70657		7320
Deck	1109593		6555BR	Traction	74232		6871
30185 Pro Line Auto Steer				55256			
Recycler To Trans.; W/14 H.P., 4-			6840	Deck	74228		6848
Speed Eng.; W/48" Blade	269670			P.T.O.	74231		6833
30190 Pro Line 118				Spindle	79160		6857
Recycler To Trans.; W/18 H.P. Eng.;			6755BR	Traction	74233		6860
W/48" Blade	541390			Trans.	79390		6860
30401; 30402; 30450; 30455				55300			
Deck - Left & Right	861960		6626BR	Drive	70550		6727
30580; 30581; 30592				Starter/Gen.	70530		6735
Deck Drive	938457		6696BR	Trans.	70551		3V375
51013; 51053				Belt; W/34" Belt O.C.	70073		6834
Deck	31560	2500	6850	55301; 55302			
Traction	35585	2430	6843	Blade	70073		6834
51060; 51070				Deck	70354		6833
Blade	35843		6845	Drive	70550		6727
Drive; W/43" Belt O.C.	36348		6843	Gen.	70530		6735
				Trans.; W/34" Belt O.C.	70073		6834
				Trans.; W/37 1/2" Belt O.C.	70551		3V375
				Trans.; W/75" Belt O.C.	70630		3V750
				55400			
				Drive	70550		6727
				Starter/Gen.	70530		6735
				Trans.	70551		3V375
				Belt; W/34" Belt O.C.	70073		6834
				55401; 55402			
				Blade	70073		6834
				Deck	70354		6833

Belts for Riding Mowers

Application	OEM No.	Standard Belts	Premium Belts	Application	OEM No.	Standard Belts	Premium Belts
TORO - Continued				TORO - Continued			
55401; 55402 - Continued				56185; 56190; 56195			
Drive	70550		6727	Blade	471420		6559BR
Gen.	70530		6735	56500			
Trans.; W/34" Belt O.C.	70073		6834	Deck	128260		A43
Trans.; W/37 1/2" Belt O.C.	70551		3V375	56525; 56575			
Trans.; W/75" Belt O.C.	70630		3V750	Deck	128260		A43
56000				Traction	126220		6833
Eng. To Deck	111710		6853	57000			
Trans.	111730		6835	Trans.	70737		6835
56002; 56004				Belt; W/31" Belt O.C.; W/4 H.P. Eng.	70824		6831
Blade	262770		6850	Belt; W/35" Belt O.C.; W/4 H.P. Eng.	70737		6835
Trans.	192650		6376	57001			
56005				Trans.	70737		6835
Eng. To Deck	126550		6854	Belt; W/31" Belt O.C.; W/5 H.P. Eng.	70824		6831
Trans.	111730		6835	Belt; W/35" Belt O.C.; W/5 H.P. Eng.	70737		6835
56006				57002			
Blade	262770		6850	Drive	73887		6829
Trans.	192650		6376	P.T.O.	73887		6829
56010				Trans.	73890		6845
Eng. To Deck	126550		6854	57003			
Trans.	111730		6835	Drive	73887		6829
56015				Trans.; W/29" Belt O.C.	73887		6829
Deck	192220		6844	Trans.; W/45" Belt O.C.	73888		6845
Traction	126220		6833	57017			
56020; 56022; 56025; 56027				Drive	73887		6829
Deck	188890		6845	P.T.O.	73887		6829
Trans.	192650		6376	Trans.	73890		6845
56030				57025			
Blade	188890		6845	Drive	73887		6829
56033				Trans.; W/29" Belt O.C.	73887		6829
Deck	188890		6845	Trans.; W/45" Belt O.C.	73888		6845
Trans.	192650		6376	57043			
56036; 56044				Drive	73887		6829
Blade	262770		6850	P.T.O.	73887		6829
Trans.	192650		6376	Trans.	73890		6845
56100				57050			
Blade	111720		6853	Trans.	70827		6831
Deck	111740		6860	Belt; W/31" Belt O.C.; W/5 H.P. Eng.	70824		6831
Trans.	111730		6835	Belt; W/35" Belt O.C.; W/5 H.P. Eng.	70737		6835
56108				57051; 57054; 57060; 57077			
Blade	126430		6846	Drive	73887		6829
Deck; W/7 H.P. Eng.	126420		6841	P.T.O.	73887		6829
Trans.	196960		6835	Trans.	73890		6845
56125				57100			
Blade	262770		6850	Blade	70162		6932
Trans.	192650		6376	Trans.	70161		6860
56138				57101			
Traction	471410		6224	Blade	70162		6932
56145				Trans.	73476		6862
Blade	471420		6559BR	57102			
Traction	471410		6224	Blade	36348		6843
56150				P.T.O.	73887		6829
Blade	471420		6559BR	Spindle	73975		6850
Deck	111740		6860	Trans.	73890		6845
Trans.	111730		6835	57104			
56155				Deck	36348		6843
Blade	471420		6559BR	P.T.O.	73887		6829
Traction	471410		6224	Spindle	73975		6850
56170				Trans.	73890		6845
Blade	471420		6559BR	57111			
56173				Blade; W/43" Belt O.C.	76740		6843
Blade	126430		6846	Blade; W/50" Belt O.C.	73975		6850
Deck; W/7 H.P. Eng.	126420		6841	Eng.	73887		6829
Trans.	196960		6835	Trans.	73890		6845
56175; 56176; 56177				57131			
Blade	471420		6559BR	Blade; W/43" Belt O.C.	124790		6843
56180				Blade; W/47" Belt O.C.	124780		6847
Blade	126430		6846	P.T.O.	73887		6829
Deck; W/7 H.P. Eng.	126420		6841	Trans.	73890		6845
Trans.	196960		6835	57200			
				Blade	70162		6932

Belts for Riding Mowers

Application	OEM No.	Standard Belts	Premium Belts
TORO - Continued			
57200 - Continued			
Trans.	70161		6860
57201			
Blade	70162		6932
Trans.	73476		6862
57202			
Blade	36348		6843
P.T.O.	73887		6829
Spindle	73975		6850
Trans.	73890		6845
57204			
Deck	36348		6843
P.T.O.	73887		6829
Spindle	73975		6850
Trans.	73890		6845
57222			
Blade; W/43" Belt O.C.	76740		6843
Blade; W/50" Belt O.C.	73975		6850
Eng.	73887		6829
Trans.	73890		6845
57228			
Blade; W/43" Belt O.C.	124790		6843
Blade; W/47" Belt O.C.	124780		6847
Drive	73887		6829
P.T.O.	73887		6829
Trans.	73890		6845
57241			
Blade; W/43" Belt O.C.	124790		6843
Blade; W/47" Belt O.C.	124780		6847
Drive	73887		6829
Trans.	73890		6845
57300; 57305; 57351			
Blade	285250		6853
Trans.	282650		A100
57354/1144			
Blade; Ser. No. 6000001 & After	576990		6882
Trans.; Ser. No. 6000001 & After	282650		A100
57356			
Deck	362920		6861
Trans.	282650		A100
57358/1444			
Trans.; Ser. No. 60000001 & After	282650		A100
57359/1142			
Trans.; Ser. No. 10000001 & After	282650		A100
57360			
Deck	285250		6853
Traction	282650		A100
57365/1138			
Trans.; Ser. No. 60000001 & After	282650		A100
57375; 57380; 57385; 57400; 57410; 57420			
Deck	285250		6853
Traction	282650		A100
59147			
Deck	574750		6858
59176; 59178			
Blade	471420		6559BR
70040			
Blade	671390		6583BR
70041; 70044; 70060; 70122			
Deck	980710		6583BR
Traction	670900		6840
74145			
Deck Drive	1145858		6881BR
74162; 74199; 74203; 74209; 74212			
Hydro.	1633749		6666BR
Eng. To Deck; W/62" Deck	994647		6599BR
Deck	446260		6409BR
74213			
Eng. To Deck; W/62" Deck	994647		6599BR
Hydro.	1633749		6666BR

Application	OEM No.	Standard Belts	Premium Belts
TORO - Continued			
74213 - Continued			
Deck	446260		6409BR
74216; 74218; 74225; 74226; 74231; 74234; 74236			
Hydro.	1633749		6666BR
Eng. To Deck; W/62" Deck	994647		6599BR
Deck	446260		6409BR
74237			
Eng. To Deck; W/52", 72" Deck	1057790		6693BR
74239			
Eng. To Deck; W/52" Deck	1057790		6693BR
74240			
Hydro.	1633749		6666BR
Eng. To Deck; W/62" Deck	994647		6599BR
Deck	446260		6409BR
74242			
Hydro.	1633749		6666BR
Eng. To Deck; W/52" Deck	1057790		6693BR
74243			
Eng. To Deck; W/52" Deck	1057790		6693BR
74244			
Deck Drive; W/60" Deck	1058783		6659BR
74248			
Eng. To Deck; W/52" Deck	1057790		6693BR
74249			
Deck Drive; W/60" Deck	1058783		6659BR
Hydro.	1633749		6666BR
74253			
Deck Drive; W/60" Deck	1144420		6883BR
74254			
Eng. To Deck; W/72" Deck	1057790		6693BR
74258			
Hydro.	1633749		6666BR
Eng. To Deck; W/62" Deck	994647		6599BR
Deck	446260		6409BR
74261			
Eng. To Deck; W/52" Deck	1057790		6693BR
74266			
Hydro.	1103865		6700BR
Deck Drive; W/52" Deck	1085951		6970BR
74267			
Hydro.	1103865		6700BR
Deck Drive; W/60" Deck	1144420		6883BR
74268			
W.P.	999156		7370
Eng. To Deck	1077738		6662BR
74268TE			
Hydro.	1633749		6666BR
Eng. To Deck; W/62" Deck	994647		6599BR
Deck	446260		6409BR
74269			
W.P.	999156		7370
Eng. To Deck	1077738		6662BR
74271			
Eng. To Deck; W/52" Deck	1057790		6693BR
74272			
Deck Drive; W/60" Deck	1058783		6659BR
74274			
Hydro.	1103865		6700BR
Eng. To Deck; W/72" Deck	1057790		6693BR
74282			
Eng. To Deck; W/52" Deck	1057790		6693BR
74283			
Deck Drive; W/60" Deck	1058783		6659BR
74291			
Eng. To Deck; W/52" Deck	1057790		6693BR
74292			
Deck Drive; W/60" Deck	1058783		6659BR

Belts for Riding Mowers

Application	OEM No.	Standard Belts	Premium Belts	Application	OEM No.	Standard Belts	Premium Belts
TORO - Continued				TORO - Continued			
74295				74589 - Continued			
Deck Drive	1057790		6693BR	Deck Drive	1140454		6875BR
74296				74620; 74621			
Deck Drive	1058783		6659BR	Hydro. Drive	1193309		6887BR
74409				74622; 74623; 74624; 74626; 74627			
Deck Drive	1140453		6686BR	Hydro. Drive	1193309		6887BR
74410; 74412; 74416				Deck Drive; W/42" Deck	1198819		6872BR
Deck Drive	1067369		6661BR	74630; 74632			
74417				Hydro. Drive	1193321		6888BR
Deck Drive	1148154		6802BR	Deck Drive; W/50" Deck	1198820		6873BR
74418				74640			
Deck Drive	1067369		6661BR	Hydro. Drive	1193309		6887BR
74444				Deck Drive; W/42" Deck	1198819		6872BR
Deck Drive	1148154		6802BR	74641			
74445				Hydro. Drive	1193321		6888BR
Deck Drive	1067369		6661BR	Deck Drive; W/50" Deck	1198820		6873BR
74448				74701; 74702			
Deck Drive; 2008 & Older	1067369		6661BR	Deck	993904		6598BR
Deck Drive; 2009 & Newer	1148154		6802BR	74720; 74721; 74723			
74449				Deck Drive	1198819		6872BR
Deck Drive	1067369		6661BR	74730; 74731			
74534				Deck Drive	1198820		6873BR
Hydro. Drive	1190174		6922BR	74760			
Deck Drive	1177641		6424BR	Deck Drive	1198819		6872BR
74536				74770			
Hydro. Drive	1190174		6922BR	Deck Drive	1198820		6873BR
Blade Drive	1177649		7036BR	74784; 74785; 74787			
74538				Deck Drive	1198819		6872BR
Hydro. Drive	114567		6927BR	74790; 74797; 74798			
Deck Drive	1140453		6686BR	Deck Drive	1198820		6873BR
74539				74840			
Hydro. Drive	114567		6927BR	Hydro. Drive	1159613		6780BR
Deck Drive	1140454		6875BR	74841			
74548				Hydro. Drive	1159613		6780BR
Hydro. Drive	114567		6927BR	Deck Drive; W/48" Deck	1177325		6859BR
Deck Drive	1140453		6686BR	74842			
74549				Hydro. Drive	1159613		6780BR
Hydro. Drive	114567		6927BR	Deck Drive; W/54" Deck	1154971		6661BR
Deck Drive	1140454		6875BR	74843			
74553				Hydro. Drive	1159613		6780BR
Hydro. Drive	114567		6927BR	Deck Drive; W/60" Deck	1154972		6880BR
Deck Drive	1179607		7039BR	74851			
74558				Hydro. Drive	1159613		6780BR
Hydro.	114567		6927BR	Deck Drive	1177325		6859BR
Deck Drive	1140453		6686BR	74852			
74559				Hydro. Drive	1159613		6780BR
Hydro.	114567		6927BR	Deck Drive	1154971		6661BR
Deck Drive	1140454		6875BR	74853			
74568				Hydro. Drive	1159613		6780BR
Hydro.	114567		6927BR	Deck Drive	1154972		6880BR
Deck Drive	1140453		6686BR	74855; 74861			
74569				Hydro. Drive	1159613		6780BR
Hydro.	114567		6927BR	Deck Drive	1177325		6859BR
Deck Drive	1140454		6875BR	74862			
74574				Hydro. Drive	1159613		6780BR
Hydro. Drive	114567		6927BR	Deck Drive	1154971		6661BR
Deck Drive	1140453		6686BR	74863			
74575				Hydro. Drive	1159613		6780BR
Hydro. Drive	114567		6927BR	Deck Drive	1154972		6880BR
Deck Drive	1140454		6875BR	74871			
74576; 74583				Hydro. Drive	1159613		6780BR
Hydro. Drive	114567		6927BR	Deck Drive; W/48" Deck	1177325		6859BR
Deck Drive	1067369		6661BR	74872			
74588				Hydro. Drive	1159613		6780BR
Hydro. Drive	114567		6927BR	Deck Drive; W/54" Deck	1154971		6661BR
Deck Drive	1140453		6686BR	74882			
74589				Hydro. Drive	1159613		6780BR
Hydro. Drive	114567		6927BR	Deck Drive	1154971		6661BR

Belts for Riding Mowers

Application	OEM No.	Standard Belts	Premium Belts	Application	OEM No.	Standard Belts	Premium Belts
TORO - Continued				TORO - Continued			
74883				74937			
Hydro. Drive	1159613		6780BR	Hydro.; 2009	1098069		6780BR
Deck Drive	1154972		6880BR	Hydro.; 2010	1093388		6780BR
74891				Deck Drive	1145859		6884BR
Hydro. Drive	1159613		6780BR	74938			
Deck Drive	1177325		6859BR	Hydro. Drive	1093388		6780BR
74892				Deck Drive	1145859		6884BR
Hydro. Drive	1159613		6780BR	74942			
Deck Drive	1154971		6661BR	Hydro. Drive	1093388		6780BR
74893				74944			
Hydro. Drive	1159613		6780BR	Hydro. Drive	1093388		6780BR
Deck Drive	1154972		6880BR	Eng. To Deck	1098070		6879BR
74901				74946			
Hydro.; 2009 & Older	1098069		6780BR	Hydro. Drive	1093388		6780BR
Hydro.; 2010 & Newer	1093388		6780BR	Deck Drive	1145858		6881BR
Deck Drive	1157407		6885BR	74947			
74903				Hydro. Drive	1093388		6780BR
Hydro.; 2009 & Older	1098069		6780BR	Deck Drive	1145859		6884BR
Hydro.; 2010 & Newer	1093388		6780BR	74951; 74952			
Deck Drive	1157426		6761BR	Hydro. Drive	1161953		6862BR
74904				Deck Drive	1157407		6885BR
Hydro. Drive	1093388		6780BR	74953			
Deck Drive	1157407		6885BR	Hydro. Drive	1161953		6862BR
74906				Deck Drive	1157426		6761BR
Hydro. Drive	1093388		6780BR	74954			
Deck Drive	1157426		6761BR	Hydro. Drive	1161953		6862BR
74915				Deck Drive	1145858		6881BR
Hydro.; 2009 & Older	1098069		6780BR	74955			
Hydro.; 2010 & Newer	1093388		6780BR	Hydro. Drive	1161953		6862BR
Deck Drive	1145858		6881BR	Deck Drive	1157426		6761BR
74916; 74918				74957; 74958			
Hydro. Drive	1093388		6780BR	Hydro. Drive	1093388		6780BR
Deck Drive	1145859		6884BR	Deck Drive	1145858		6881BR
74921				74959			
Hydro.	1098069		6780BR	Hydro. Drive	1093388		6780BR
Deck Drive	1157407		6885BR	Deck Drive	1145859		6884BR
74922				74975			
Hydro.	1093388		6780BR	Hydro. Drive	1093388		6780BR
Deck Drive	1157407		6885BR	Deck Drive	1145858		6881BR
74923				74977			
Hydro.; 2009 & Older	1098069		6780BR	Hydro. Drive	1093388		6780BR
Hydro.; 2010 & Newer	1093388		6780BR	Deck Drive	1145859		6884BR
Deck Drive	1157426		6761BR	74990; 74991; 74992			
74925				Hydro. Drive	1093388		6780BR
Hydro.; 2009 & Older	1098069		6780BR	Deck Drive	1145858		6881BR
Hydro.; 2010 & Newer	1093388		6780BR	74993			
Deck Drive	1145858		6881BR	Hydro. Drive	1093388		6780BR
74926				Deck Drive	1145859		6884BR
Hydro. Drive	1093388		6780BR	78922			
Deck Drive	1145858		6881BR	Hydro.	1093388		6780BR
74927				Deck Drive	1157407		6885BR
Hydro.; 2009 & Older	1098069		6780BR	78924			
Hydro.; 2010 & Newer	1093388		6780BR	Hydro.	1093388		6780BR
Deck Drive	1145859		6884BR	Deck Drive	1157426		6761BR
74928				79558			
Hydro.	1093388		6780BR	Hydro.	114567		6927BR
Deck Drive	1145859		6884BR	Deck Drive	1140453		6686BR
74930; 74933				79559			
Hydro. Drive	1093388		6780BR	Hydro.	114567		6927BR
Deck Drive	1145858		6881BR	Deck Drive	1140454		6875BR
74934				573571/1142			
Hydro. Drive	1093388		6780BR	Trans.; Ser. No. 50000001 & After	282650		A100
Deck Drive	1145859		6884BR	Big Red			
74935				Blade; W/37" Belt O.C.	27173	2370	
Hydro.; 2009	1098069		6780BR	Blade; W/45" Belt O.C.	35843		6845
Hydro.; 2010	1093388		6780BR	Deck; W/47" Belt O.C.	34577		6847
Deck Drive	1145858		6881BR	Deck; W/50" Belt O.C.	27139		6850
74936				Drive	36348		6843
Hydro. Drive	1093388		6780BR	Colt			
Deck Drive	1145858		6881BR	Drive; W/25" Deck	27166	3240	

Belts for Riding Mowers

Application	OEM No.	Standard Belts	Premium Belts	Application	OEM No.	Standard Belts	Premium Belts
TORO - Continued				TORO - Continued			
GM44				ZX4800			
Eng. To Trans.	541390		6755BR	Hydro. Drive	1159613		6780BR
GT2100; GT2200				Deck Drive	1177325		6859BR
Deck Drive	1120332		6778BR	ZX5000			
LX420; LX423; LX425; LX426; LX427				Hydro. Drive	1159613		6780BR
Deck Drive	1125800		6663BR	ZX5400; ZX5450			
LX460; LX465; LX466				Hydro. Drive	1159613		6780BR
Eng. To Deck	1125834		6713BR	Deck Drive	1154971		6661BR
LX500				ZX6030; ZX6050			
Deck Drive	1120332		6778BR	Hydro. Drive	1159613		6780BR
Pony				Deck Drive	1154972		6880BR
Reel Drive; W/27" Deck	27150	3330		TRACTOR SUPPLY			
Traction; W/27" Deck	27138	3290		44-196			
Proline 120				P.T.O.	7540165		6834
J.S.	541380		6874	44-1827			
Traction	541390		6755BR	Blade	7540147	3520	6952
Red Rider				Drive; W/25" Belt O.C.	7540135		6925
Blade; W/37" Belt O.C.	27173	2370		Drive; W/31" Belt O.C.	7540136		6931
Blade; W/45" Belt O.C.	35843		6845	44-1828			
Deck	27139		6850	Blade; 1970	7540107		6830
Drive	36348		6843	Blade; 1971	7540145		6488BR
Sportman				Eng. To Variator	7540147		6952
Blade Countershaft; W/38" Belt O.C.	27182	2380		Trans.	7540111		6845
Blade Countershaft; W/39" Belt O.C.	27181	2390		Variator To Trans.	7540136		6931
Deck	31560	2500		44-1829			
Traction	27178	3290		Blade	7540118		6963
Toro Pony				Trans.	7540937	3590	6959
Blade; W/25" Deck	32604		6835	44-1830			
Trans.; W/25" Deck	32451	2300		Blade	7540935	2310	6831
XL320				Trans.	7540111	2450	6845
Traction	944291		6899	44-1837			
Deck Drive	886260		6851	Blade	7540147		6952
XL380				Variator To Trans.	7540136		6931
Traction	886270		6861	44-1850			
Deck Drive	886250		6627BR	Blade	7540151		6967
XL380H				Drive; W/31" Belt O.C.	7540136		6931
Trans.	886280		6884	Drive; W/50" Belt O.C.	7540138	3500	6950
Deck Drive	886250		6627BR	44-1853			
XL440H				Blade	7540145		6488BR
Transaxle	886250		6627BR	Drive; W/31" Belt O.C.	7540136		6931
Y1-12OE01; Y1-12OE02; Y1-16OE01; Y1-16OE02; Y1-16OE03; Y1-16OE04; Y1-20OE02; Y1-20OE03; Z1-24OE01; Z1-24OE02				Drive; W/50" Belt O.C.	7540138	3500	6950
P.T.O.	448990		6538BR	44-1861			
Z1-24OE03; Z1-24OE04; Z1-24OE05				Trans.	7540107		6830
P.T.O.	448990		6538BR	44-1864; 44-1865			
Z252; Z252L				Blade	7540935	2310	6831
Hydro.	1633749		6666BR	Trans.	7540936		6847
Z253; Z255; Z256E				44-1868; 44-1869			
Hydro.	1633749		6666BR	Blade	7540935	2310	6831
Eng. To Deck; W/62" Deck	994647		6599BR	Trans.	7540111	2450	6845
Deck	446260		6409BR	44-1873			
Z380; Z420; Z480				Blade	7540118		6963
Hydro. Drive	1062174		6660BR	Starter/Gen.	7540134		7330
Z4200; Z4202; Z4220; Z4235				Trans.; W/59" Belt O.C.	7540937		6959
Hydro. Drive	1106774		6793BR	Trans.; W/61" Belt O.C.	7540115		6961
Z4800				44-1878			
Hydro. Drive	1093388		6780BR	Gen.	7540134		7330
Deck Drive	1095364		6708BR	Trans.	7540112	3800	6980
Z5000; Z5020; Z5030; Z5035; Z5040; Z5060				44-1881			
Hydro. Drive	1106774		6793BR	Trans.	7540112	3800	6980
Z5200				44-1883; 44-1893			
Hydro. Drive	1093388		6780BR	Gen.	7540134		7330
Deck Drive	1093661		6782BR	Trans.	7540112	3800	6980
Z-Master				44-1897			
Deck	1067369		6661BR	Drive	16348		6838
Eng. To Deck; W/62" Deck	994647		6599BR	Trans.			6852
Deck Drive; W/60" Deck	1058783		6659BR	44-1926			
Eng. To Deck; W/52", 72" Deck	1057790		6693BR	P.T.O.	7540123		3V335
				Trans.	7540124		6857

Belts for Riding Mowers

Application	OEM No.	Standard Belts	Premium Belts
TRACTOR SUPPLY - Continued			
44-1932; 44-1933; 44-1934			
Gen.	7540139		7380
P.T.O.	7540165		6834
Trans.	7540124		6857
44-1937		3520	6952
Blade	7540147		6925
Drive; W/25" Belt O.C.	7540135		6931
Drive; W/31" Belt O.C.	7540136		
44-1955			3V335
P.T.O.	7540123		6857
Trans.	7540124		
44-1956			7380
Gen.	7540139		6834
P.T.O.	7540165		6857
Trans.	7540124		
44-20139			6601BR
Deck	37X63		6452BR
Motion Drive	37X61		
130-390		2450	6830
Blade	7540107		6845
Trans.	7540111		
130-460		3590	6963
Blade	7540118		6959
Trans.	7540937		
132-418		3520	6952
Blade	7540147		6925
Drive; W/25" Belt O.C.	7540135		6931
Drive; W/31" Belt O.C.	7540136		
132-480		3500	6967
Blade	7540151		6931
Drive; W/31" Belt O.C.	7540136		6950
Drive; W/50" Belt O.C.	7540138		
132-495		3500	6488BR
Blade	7540145		6931
Drive; W/31" Belt O.C.	7540136		6950
Drive; W/50" Belt O.C.	7540138		
133-460		3500	6967
Blade	7540151		6931
Drive; W/31" Belt O.C.	7540136		6950
Drive; W/50" Belt O.C.	7540138		
140-665		3800	7330
Gen.	7540134		6980
Trans.	7540112		
142-960; 142-990			7380
Gen.	7540139		6834
P.T.O.	7540165		6857
Trans.	7540124		
143-760			7330
Starter/Gen.	7540134		6981
Trans.	7540182		
143-960; 143-990; 144-960; 144-990			7380
Gen.	7540139		6834
P.T.O.	7540165		6857
Trans.	7540124		
360-131		2310	6831
Blade	7540935		6847
Trans.	7540936		
380-131		2310	6831
Blade	7540935		6845
Trans.	7540111		
660-131		3800	6475BR
Cross Drive	37X66		6980
Trans.	7540112		
30560X60 (44-20024); 30562A			6498BR
Blade	37X57		6453BR
Drive	37X65		
31602X60 (44-20236)			6452BR
Drive	37X61		
38611X60; 40703X60 (44-20163)			6400BR
Blade	37X62		

Application	OEM No.	Standard Belts	Premium Belts
TRACTOR SUPPLY - Continued			
38611X60; 40703X60 (44-20163) - Continued			6452BR
Drive	37X61		
42815X60 (44-20032); 42822X60 (44-19861)			6452BR
Drive	37X61		
46370X60 (44-20278)			6508BR
Blade	37X69		6475BR
Cross Drive	37X66		
46802X60 (44-20040)			6508BR
Blade	37X69		6475BR
Cross Drive	37X66		6452BR
Drive	37X61		
46903X60 (44-19687)			6475BR
Cross Drive	37X66		
90560X60 (44-20024)			6498BR
Blade	37X57		6453BR
Drive	37X65		
B3601-040 (44-20430)			6873
Blade	305698		6836
Drive	300575		
B3912-230 (44-20105)			6978
Blade			6551BR
Drive	54758		
B4514-010 (44-20210)			6841
Blade	300142		6978
Cross Drive			6885
Drive			
B4518-080 (44-20252)			6841
Blade	300142		6975
Cross Drive			6891
Drive	302719		
B4616-030 (44-20308)			6964
Cross Drive	302291		6890
Drive	303241		
C3601-020 (44-20430)			6836
Drive	300575		
C3912-080 (44-20105)			6978
Blade			6551BR
Drive	54758		
C4314-010 (44-20197)			6880
Drive	314572		
D3601-030 (44-20430)			6836
Drive	300575		
D3812-110 (44-20553)			6978
Blade			
D4314-080 (44-20411)			6880
Drive	314572		
TS1844A (44-20537)			6879
Blade	106085		6881
Drive	123796		
TS2051A/B (44-20294)			6714BR
Blade	110884		6893
Drive	110883		
TROY BILT			
1-732R5			6958
Deck	30392		6871
Trans.	30425		
1-832R3 Recoil			6846
Blade	30315		6939
Deck	30329		6870
Trans.	30334		
1-832R4; 1-832R7			6958
Deck	30392		6871
Trans.	30425		
2-832R3			6846
Blade	30315		6939
Deck	30329		6870
Trans.	30334		

Belts for Riding Mowers

Application	OEM No.	Standard Belts	Premium Belts
TROY BILT - Continued			
3-832DE4; 3-832DE5; 3-832DE7			
Deck	30392		6958
Trans.	30425		6871
3-832R3			
Blade	30315		6846
Deck	30329		6939
Trans.	30334		6870
6-103DE6X			
Deck	30421		6963
Trans.	30422		6876
6-1036DE6			
Deck	30421		6963
Trans.	30477		6880
6-1036E4			
Deck	30392		6958
Trans.	30425		6871
6-1036ES			
Deck	30421		6963
Trans.	30477		6880
6-1063E7			
Deck	30421		6963
Trans.	30422		6876
7-1036DE4			
Deck	30392		6958
Trans.	30425		6871
7-1036DE5; 7-1036DE6			
Deck	30421		6963
Trans.	30477		6880
7-1036DE6X; 7-1036DE7			
Deck	30421		6963
Trans.	30422		6876
13A226JD066			
Upper Drive	9540241A		6494BR
Lower Drive	95404331		6935
Deck Drive	95404318		6945
13A277KS066			
Drive - Lower	95404249A		6520BR
Deck Drive	95404060C		6776BR
13A278KS066			
Drive - Lower	9540467A		6606BR
Deck Drive	95404060B		6776BR
13A279KS066			
Drive	95404252		6884
Deck Drive	95404060B		6776BR
13A879KS066			
Drive	95404252		6884
Deck Drive	95404060C		6776BR
13AA92KP066			
Drive	95404207		6879
Deck Drive	95404077		6778BR
13AA93KP066			
Drive	95404297		6518BR
Deck Drive	95404107		6845BR
13AAA1KT066			
Drive	95404297		6518BR
Deck Drive	95404060C		6776BR
13AAA2KW066; 13AAA2KW266			
Drive	95404244A		6877
Deck Drive	95404083		6982BR
13AAA93KT066			
Drive	95404297		6518BR
Deck Drive	95404219		6651BR
13AC26JD011; 13AC26JD211			
Upper Drive	9540241A		6494BR
Lower Drive	95404331		6935
Deck Drive	95404318		6945
13AL78KT066			
Drive - Lower	9540467A		6606BR
Deck Drive	95404219		6651BR

Application	OEM No.	Standard Belts	Premium Belts
TROY BILT - Continued			
13AL91KS066			
Drive	95404207		6879
Deck Drive	95404060B		6776BR
13AL93KS066			
Drive	95404297		6518BR
Deck Drive	95404060B		6776BR
13ALA1KS066			
Deck Drive	95405021		7014BR
13AM77KS011; 13AM77KS066			
Drive - Lower	95404249A		6520BR
Deck Drive	95404060B		6776BR
13AN77KG011			
Trans.	95404001A		6969
Deck Drive	95404060C		6776BR
13AN77KS011; 13AN77KS066; 13AN77KS211			
Drive - Lower	95404249A		6520BR
Drive - Upper	9540241A		6494BR
Deck Drive	95404060B		6776BR
13AQA2KW011			
Deck Drive	95405025		6566BR
13AT91KT066			
Drive	95404207		6879
Deck Drive	95404219		6651BR
13AT609G766			
Upper Drive	7540468		6556BR
Lower Drive	7540467		6606BR
Deck Drive	75404060B		6776BR
13AV78KS011; 13AV78KS066			
Drive - Lower	9540467A		6606BR
Deck Drive	95404060C		6776BR
13AX60KH011; 13AX60KH066			
Upper Drive	7540468		6556BR
Lower Drive	7540467		6606BR
Eng. To Deck	95404122		6713BR
Blade Drive	9540349		6637BR
13AX60KH211			
Upper Drive	7540468		6556BR
Lower Drive	7540467		6606BR
Deck Drive	75404045		6663BR
13AX60TG766			
Upper Drive	7540468		6556BR
Lower Drive	7540467		6606BR
Eng. To Deck	95404122		6713BR
Blade Drive	9540349		6637BR
13B226JD066; 13BC26JD011; 13BC26JD066;			
13BC26JD211			
Upper Drive	9540241A		6494BR
Lower Drive	95404331		6935
Deck Drive	95405001		6975BR
13BX60KH011; 13BX60KH211			
Upper Drive	7540468		6556BR
Lower Drive	7540467		6606BR
Eng. To Deck	95404122		6713BR
Blade Drive	9540349		6637BR
13BX60TG711; 13BX60TG766			
Upper Drive	7540468		6556BR
Lower Drive	7540467		6606BR
Deck Drive	75404045		6663BR
13BX78KS011; 13BX78KS211			
Drive - Lower	9540467A		6606BR
Deck Drive	95404060B		6776BR
13BX79KT011; 13BX79KT211			
Drive	95404252		6884
Deck Drive	95404219		6651BR
13CC26JD011			
Drive - Lower	95404331		6935
Deck Drive	95405001		6975BR
13CX79KT011			
Drive	95404252		6884
Deck Drive	95404219		6651BR

Belts for Riding Mowers

Application	OEM No.	Standard Belts	Premium Belts
TROY BILT - Continued			
13WC26JD211			
Upper Drive	9540241A		6494BR
Lower Drive	95404331		6935
Deck Drive	95405001		6975BR
13WM77KS011; 13WM77KS211			
Drive - Lower	95404249A		6520BR
Deck Drive	95404060C		6776BR
13WN77KS011; 13WN77KS066; 13WN77KS211			
Drive - Upper	9540241A		6494BR
Drive - Lower	95404249A		6520BR
Deck Drive	95404060B		6776BR
13WQ93KP011			
Drive	95404297		6518BR
Deck Drive	95404107		6845BR
13WQA2KQ011			
Deck Drive	95404077A		6778BR
13WQA2KW011			
Deck Drive	95405025		6566BR
13WV78KS011; 13WV78KS211			
Drive - Lower	9540467A		6606BR
Deck Drive	95404060C		6776BR
13WX78KS011; 13WX78KS066			
Upper Drive	95404208		6941
Lower Drive	9540467A		6606BR
Deck Drive	95404060B		6776BR
13WX78KS211			
Upper Drive	95404208		6941
Lower Drive	9540467A		6606BR
Deck Drive	95404219		6651BR
13WX78KT066			
Upper Drive	95404208		6941
Lower Drive	9540467A		6606BR
Deck Drive	95404060B		6776BR
13WX79KT011; 13WX79KT066; 13WX79KT211			
Drive	95404252		6884
Deck Drive	95404219		6651BR
13YX78KS011; 13YX78KS211			
Drive - Lower	9540467A		6606BR
Deck Drive	95404060B		6776BR
13YX79KT011; 13YX79KT211			
Drive	95404252		6884
Deck Drive	95404219		6651BR
14AR94KK066; 14BR94KK066			
Drive	95404244A		6877
Deck Drive	95404083		6982BR
17ADCACK066			
Hydro. Drive	95404317		6448BR
Deck Drive	95404329		6767BR
17ADCACT066			
Hydro. Drive	95404317		6448BR
Deck Drive	95404325		6977BR
17AFCACP011; 17AFCACP211			
Hydro. Drive	95404317		6448BR
Deck Drive	95405008		6873BR
17AFCACS011; 17AFCACS211			
Hydro. Drive	95404317		6448BR
Deck Drive	95404033A		6715BR
17ARCACK011			
Drive	95404317A		6448BR
Deck Drive	95404329		6767BR
17ARCACP011; 17ARCACP211			
Drive	95404317A		6448BR
Deck Drive	95405008		6873BR
17ARCACQ011; 17ARCACQ211			
Drive	95404317A		6448BR
17ARCACS011			
Drive	95404317A		6448BR
Deck Drive	95404033A		6715BR

Application	OEM No.	Standard Belts	Premium Belts
TROY BILT - Continued			
17ARCACT011			
Drive	95404317A		6448BR
Deck Drive	95404325		6977BR
17ARCACW011			
Drive	95404317A		6448BR
Deck Drive	95404329A		6692BR
17ARCBDT011; 17ARCBDT066			
Drive	95404317A		6448BR
Deck Drive	95404325		6977BR
17ARCBDW011; 17ARCBDW066			
Drive	95404317A		6448BR
Deck Drive	95404329A		6692BR
17BDCACK066			
Drive	95404317A		6448BR
Deck Drive	95404329		6767BR
17BDCACW066			
Drive	95404317A		6448BR
Deck Drive	95404329A		6692BR
17WFCACP011			
Hydro. Drive	95404317		6448BR
Deck Drive	95405008		6873BR
17WFCACS011			
Hydro. Drive	95404317		6448BR
Deck Drive	95404033A		6715BR
17WRCACS011			
Drive	95404317A		6448BR
Deck Drive	95404033A		6715BR
321HRS			
Trans.	1751597		6891
732R6; 832DE6; 832E6			
Deck	30392		6958
Trans.	30425		6871
3016HR; 3016HRS			
Trans.	1751597		6891
3114GR			
Trans.	1747188		6897
3114HR			
Trans.	1751597		6891
3212GR; 3214GR; 3312GR; 3312GRS			
Trans.	1747188		6897
3312HR; 3312HRS			
Trans.	1751597		6891
13025; 13026			
Trans.	1747188		6897
13027; 13028; 13064; 13065; 13066			
Trans.	1751597		6891
TRU-TEST			
5020T; 5020T2; 5021T; 5051T2; 5051TE; 5061TE			
Blade	20843B		6825
Trans.	20843A		6829
5080E			
Blade	20843T		6863
Drive	20843V		6850
Spindle	20843W		6859
5081TXE			
Blade; W/59" Belt O.C.	20843W		6859
Blade; W/63" Belt O.C.	20843T		6863
Drive	20843X		6870
6752TR #44			
Blade	31050G		6836
Drive	20843V		6850
6782TXE			
Drive	20843X		6870
7742TR			
Drive	20843L		6835
7772TE			
Blade	20843J		6860

Belts for Riding Mowers

Application	OEM No.	Standard Belts	Premium Belts	Application	OEM No.	Standard Belts	Premium Belts
TRU-TEST - Continued				UNICO - Continued			
7772TE - Continued				3255-43; 3256-43 - Continued			
Drive	20843L		6835	Trans.	20716		6837
UNICO				3261-01 Turf Flite			
134-585				Blade	7540188		6951
Drive	7540136		6931	Trans.; W/24" Belt O.C.	7540187	3240	
Eng. To Variator	7540157		6928	Trans.; W/31" Belt O.C.	7540136		6931
135-497				3261-41; 3261-51			
Blade	7540145		6488BR	Blade	7540188		6951
Eng. To Variator	7540191		6865	Trans.	7540101		6517BR
Variator To Trans.	7540173	3370	6937	3261-61 Turf Flite; 3262-41 Turf Flite; 3262-51 Turf Flite; 3263-51 Turf Flite			
138-330				Blade	7540188		6951
Belt; W/30" Belt O.C.	7540107		6830	Trans.; W/24" Belt O.C.	7540187	3240	
138-380; 138-390				Trans.; W/31" Belt O.C.	7540136		6931
Blade	7540935	2310	6831	3264-61; 3264-71			
Trans.	7540111	2450	6845	Blade	7540195		6854
138-460				Trans.	7540198		6451BR
Blade	7540118		6963	3265-61; 3265-71			
Trans.	7540937	3590	6959	Blade	7540138	3500	6950
148-650; 148-655; 148-660; 148-665; 148-668				Trans.	7540198		6451BR
Belt; W/7 H.P. Eng.	7540112	3800	6980	3265-81			
148-760; 148-860				Blade	7540107		6830
Belt; W/33 1/2" Belt O.C.	7540123		3V335	Trans.	7540936		6847
Belt; W/57" Belt O.C.	7540124		6857	3301; 3302			
340-015; 360-015				Blade	7540127		6966
Blade	7540935		6831	Trans.	7540136		6931
Deck	7540230		6755BR	Variable Speed	7540135		6925
Trans.	7540936		6847	3303			
Transaxle	7540255		6837	Blade; W/31" Belt O.C.	7540935	2310	6831
Drive; W/Turf Trac Drive	7540245		6859	Blade; W/63" Belt O.C.	7540118		6963
650-15; 650-16				Starter/Gen.	7540134		7330
Belt; W/80" Belt O.C.	7540112	3800	6980	Trans.; W/45" Belt O.C.	7540111	2450	6845
2383-41				Trans.; W/59" Belt O.C.	7540937	3590	6959
Blade	7540145		6488BR	3304			
Eng. To Variator	7540191		6865	Blade	7540118		6963
Variator To Trans.	7540173	3370	6937	Starter/Gen.	7540134		7330
2503; 2513				Trans.	7540937	3590	6959
Trans.	20716		6837	3305; 3306; 3306-41			
3013; 3033; 3043; 3063				Blade	7540127		6966
Blade; W/41" Belt O.C.	20555		6841	Trans.	7540136		6931
Blade; W/48" Belt O.C.	20556		6848	Variable Speed	7540135		6925
Trans.	20716		6837	3306-43			
3213; 3233				Blade; W/41" Belt O.C.	20555		6841
Blade			6863	Blade; W/48" Belt O.C.	20556		6848
Trans.	20716		6837	Trans.	20716		6837
3241				3307-3; 3307-41			
Blade	7540935	2310	6831	Blade	7540167		6964
Trans.	7540936		6847	Trans.	7540164	2630	6863
3241-0				3307-51; 3307-61; 3307-71; 3307-81; 3308-51; 3308-61			
Blade	7540107		6830	Blade	7540167		6964
Trans.	7540936		6847	Trans.	7540198		6451BR
3251				3309-01 Turf Trac; 3309-81 Turf Trac; 3309-91 Turf Trac			
Blade	7540111	2450	6845	Drive; W/42" Belt O.C.	7540207		6842
Trans.	7540107		6830	Drive; W/62" Belt O.C.	7540198		6451BR
3252				3341			
Blade	7540138	3500	6950	Blade	7540145		6488BR
Trans.	7540101		6517BR	Eng.	7540147	3520	6952
3253				Trans.	7540136		6931
Eng.	7540147	3520	6952	3341-01 Turf Trac; 3342 Turf Trac; 3342-01 Turf Trac			
Trans.	7540136		6931	Blade	7540151		6967
Variable Speed	7540135		6925	Deck	7540138	3500	6950
3254; 3254-1; 3254-2; 3254-3				Traction	7540136		6931
Blade	7540107		6830	3343			
Trans.	7540936		6847	Blade	7540127		6966
3255; 3255-1; 3255-2; 3255-3				Trans.	7540166	3620	6962
Eng.	7540147	3520	6952	3344			
Trans.	7540136		6931	Blade	7540151		6967
Variable Speed	7540135		6925	Deck	7540138	3500	6950
3255-43; 3256-43							
Blade	20717		6856				

Belts for Riding Mowers

Application	OEM No.	Standard Belts	Premium Belts	Application	OEM No.	Standard Belts	Premium Belts
UNICO - Continued				UNICO - Continued			
3344 - Continued				4101			
Traction	7540136		6931	P.T.O.	7540123		3V335
3345-41		3820	6982	Trans.	7540124		6857
Blade	7540178		6849	4102-3; 4103-41; 4103-51; 4103-61			
Trans.	7540185			Blade	7540184		6852
3345-51; 3345-61; 3345-71		3820	6982	Deck	7540180		6510BR
Blade	7540178		6848	Starter/Gen.	7540134		7330
Trans.	7540200			Trans.	7540182	3810	6981
3346-51			6967	4104-71		3810	6981
Blade	7540151		6865	Trans.	7540182		
Trans.	7540191			4105-71			
3347-81 Turf			6488BR	Trans.	7540217		6979
Blade	7540145		6551BR	4106-71			
Trans.	7540226			Eng. To Variator	7540218		6959
3381; 3381-03			6488BR	Variable Speed To Trans.	7540211		6946
Blade	7540145		6952	4114-81			
Eng.	7540147	3520	6931	Trans.	7540182	3810	6981
Trans.	7540136			4115-81			
3381-71			6488BR	Trans.	7540217		6979
Blade	7540145		6865	4116-81			
Eng. To Variator	7540191		6937	Eng. To Variator	7540228		6962
Variator To Trans.	7540173	3370		Variator To Trans.	7540211		6946
3382; 3382-0			6488BR	4117-81			
Blade	7540145		6952	Eng. To Variator	7540210		6960
Eng.	7540147	3520	6931	Variator To Trans.	7540212		6945
Trans.	7540136			4118-91			
3383-01 Turf			6488BR	Drive	7540245		6859
Blade	7540145		6551BR	Transaxle	7540243		6846
Trans.	7540226			4121			
3383-3			6488BR	P.T.O.	7540123		3V335
Blade	7540145		6966	Trans.	7540124		6857
Trans.	7540127			4122; 4131			
3383-41			6488BR	P.T.O.	7540165		6834
Blade	7540145		6865	Starter/Gen.	7540139		7380
Eng. To Variator	7540191		6937	Trans.	7540124		6857
Variator To Trans.	7540173	3370		4131-3			
3383-51			6488BR	Clutch	7540124		6857
Blade	7540145		6937	P.T.O.	7540165		6834
Variator To Trans.	7540173	3370		4131-41; 4131-51			
3383-61			6488BR	Blade	7540125		6428BR
Blade	7540145		6865	Gen.	7540139		7380
Eng. To Variator	7540191		6937	P.T.O.	7540165		6834
Variator To Trans.	7540173	3370		Trans.	7540124		6857
3383-81 Turf; 3383-91 Turf			6488BR	4141; 4142			
Blade	7540145		6551BR	P.T.O.	7540123		3V335
Trans.	7540226			Trans.	7540124		6857
3384-61; 3384-71			6488BR	4151			
Blade	7540145		6865	P.T.O.	7540165		6834
Eng. To Variator	7540191		6937	Starter/Gen.	7540139		7380
Variator To Trans.	7540173	3370		Trans.	7540124		6857
3384-81 Turf; 3384-91 Turf			6488BR	4152; 4152-2; 4161-61			
Blade	7540145		6551BR	Clutch	7540124		6857
Trans.	7540226			P.T.O.	7540165		6834
3441-01 Turf Trac			6856	4162-3			
Deck; W/Optional 44" Deck			6859	P.T.O.	7540165		6834
Drive	7540245		6837	Starter/Gen.	7540169		7355
Transaxle	7540255			Trans.	7540124		6857
3613; 3633; 3633-43			6846	4162-51; 4162-61; 4162-71			
Blade; W/46" Belt O.C.			6864	Gen.	7540169		7355
Blade; W/64" Belt O.C.	20558		6837	P.T.O.	7540165		6834
Trans.	20716			4163-71			
4071; 4072; 4082; 4082-1; 4082-2			6948	Eng. To Variator	7540210		6960
Blade	7540113	3480	7330	Variator To Trans.	7540212		6945
Gen.	7540134		6980	4163-81			
Trans.	7540112	3800		Eng. To Variator	7540227		6963
4082-3			6852	Variator To Trans.	7540212		6945
Blade	7540184		6510BR	4163-91			
Deck	7540180		7330	Drive	7540217		6979
Starter/Gen.	7540134		6981	Transaxle	7540212		6945
Trans.	7540182	3810					

Belts for Riding Mowers

Lawn & Garden Equipment

Application	OEM No.	Standard Belts	Premium Belts	Application	OEM No.	Standard Belts	Premium Belts
UNICO - Continued				WALKER - Continued			
4164-71				MT62SD20; MT62SD26			
Eng. To Variator	7540218		6959	P.T.O.	8230		6670BR
Variable Speed To Trans.	7540211		6946	J.S.	6250		6667BR
				Ground Drive	7248		6669BR
4164-81				MTGHS23A; MTGHS26A; MTL48GHS;			
Eng. To Variator	7540228		6962	MTL48GHS25; MTL48GHS29; MTL62GHS31			
Variator To Trans.	7540211		6946	P.T.O.	8230		6670BR
				J.S.	6250		6667BR
4165-91				Ground Drive	7248		6669BR
P.T.O.	7540234		6841	Blower	72341		6668BR
4166-01; 4166-91; 4167-01; 4168-01				MTL62SD; MTL62SD29; MTL62SD31			
Drive	7540245		6859	P.T.O.	8230		6670BR
Transaxle	7540244		6840	J.S.	6250		6667BR
				Ground Drive	7248		6669BR
4187-01				MTLGHS25A; MTLGHS31A			
P.T.O.	7540234		6841	P.T.O.	8230		6670BR
				J.S.	6250		6667BR
4262-81				Ground Drive	7248		6669BR
Gen.	7540169		7355	Blower	72341		6668BR
P.T.O.	7540165		6834				
				MTLSD25; MTSD23			
4282				P.T.O.	8230		6670BR
Blade	7540113	3480	6948	J.S.	6250		6667BR
Gen.	7540134		7330	Ground Drive	7248		6669BR
Trans.	7540112	3800	6980				
				S			
Turf Trac				Blower	52342		6944
Blade	7540145		6488BR	P.T.O.	52302		6932
Trans.	7540173	3370	6937	Pump			6847
UNIVERSAL PROCESS CO.				WEGELE			
770; 771				24" Deluxe; 24" Std.			
Belt; W/32", 36" Deluxe Units Tractor				Blade		3640	6964
Drive	T10170	3780	6978	Drive; Hydro. Model		3450	6945
Belt; W/32", 36" Std. Tractor	18121	2450	6845	Trans.; W/T92 Trans.		3490	6949
Eng. To Trans.	15294	3430	6943				
				30" Deluxe			
				Blade		2600	6860
				Drive; Hydro. Model		3470	6947
				30" Std.			
				Blade; Early; W/T92 Trans.		2620	6862
				Blade; Late; W/T92 Trans.		2600	6860
				Trans.; W/T92 Trans.		3490	6949
				36" Deluxe			
				Blade		2620	6862
				Drive; Hydro. Model		3470	6947
				36" Std.			
				Blade; W/62" Belt O.C.; W/T92 Trans.		2620	6862
				Blade; W/63" Belt O.C.; W/T92 Trans.		2640	6964
				Drive; Hydro. Model		3470	6947
				Trans.; W/T92 Trans.		3490	6949
				2400			
				Blade		3640	6964
				Trans.		3490	6949
				5000			
				Blade		3620	6962
				Drive		3470	6947
				6300 Series			
				Blade		3630	6963
				Trans.		3480	6948
				WESTERN AUTO			
				2X7200			
				Belt	7540936		6847
				Blade	7540107		6830
				2X7220			
				Blade	7540147	3520	6952
				Eng. To Variator	7540135		6925
				Variator To Trans.	7540136		6931
				2X7442; 2X7445			
				Blade	7540151		6967
				Eng. To Variator	7540138	3500	6950
				Variator To Trans.	7540136		6931
				2X7610			
				Starter/Gen.	7540134		7330

Belts for Riding Mowers

Application	OEM No.	Standard Belts	Premium Belts	Application	OEM No.	Standard Belts	Premium Belts
WESTERN AUTO - Continued				WESTERN AUTO - Continued			
2X7610 - Continued				2XC3765			
Trans.	7540182	3810	6981	Drive	11144		6835
2X7620				Eng. To J.S.	11144		6835
P.T.O.	7540165		6834	Trans.			6852
Starter/Gen.	7540139		7380	2XC3767; 2XC3769			
Trans.	7540124		6857	Mower	9303		6725
2X7625				2XC3788			
P.T.O.	7540165		6834	Auger	13009	2410	6841
Starter/Gen.	7540169		7355	Traction	13009	2410	6841
Trans.	7540124		6857	2XC3862			
2XC107				Belt; W/80" Belt O.C.	7540112	3800	6980
Trans.	7540107		6830	2XC3868			
2XC2631; 2XC2731				Drive	11144		6835
Blade	55019		6833	Trans.			6852
Speed Selector To Trans.	57051	2540	6854	2XC3953			
2XC3245				Blade	7540138	3500	6950
Traction	4320	2338		Trans.	7540101		6517BR
2XC3345				2XC3954			
Belt; W/30" Belt O.C.	4638		6830	Blade	7540105		6830
2XC3444				Trans.	7540111	2450	6845
Belt; W/31" Belt O.C.	7540935	2310	6831	2XC3956			
Belt; W/47" Belt O.C.	7540936		6847	Blade	7540127		6966
2XC3445				Trans.	7540136		6931
Belt; W/30" Belt O.C.	4638		6830	Variable Speed	7540135		6925
2XC3544				2XC3957; 2XC3958			
Blade	7540935	2310	6831	Blade	7540118		6963
Trans.	7540936		6847	Trans.	7540937	3590	6959
2XC3545				2XC3970			
Belt; W/30" Belt O.C.	4638		6830	Drive	11144		6835
2XC3552				Trans.			6852
Blade	7540935	2310	6831	2XC4222			
Trans.	7540108	2460	6846	Blade; 1972	7540138	3500	6950
2XC3642A				Blade; 1973	7540147	3520	6952
Trans.	7540107		6830	Eng. To Variator; 1973	7540135		6925
2XC3652				Trans.; 1972	7540101		6517BR
Blade	7540935	2310	6831	2XC5200			
Trans.; W/45" Belt O.C.	7540111	2450	6845	Blade		2300	6830
Trans.; W/47" Belt O.C.	7540936		6847	Trans.	7540936		6847
2XC3654				2XC5210			
Blade	7540935	2310	6831	Blade	20717		6856
Trans.	7540111	2450	6845	Trans.	20716		6837
2XC3656				2XC5215			
Blade	10923		6830	Blade	7540147	3520	6952
Traction	10897		6851	Eng. To Variator	7540135		6925
2XC3660				Variator To Trans.	7540136		6931
Belt; W/80" Belt O.C.	7540112	3800	6980	2XC5320			
2XC3661				Blade	7540107		6830
Blade	7540113	3480	6948	Trans.	7540111	2450	6845
2XC3665				2XC5325			
Drive	11144		6835	Blade	20717		6856
Trans.			6852	Trans.	20716		6837
2XC3666				2XC5440			
Mower	9303		6725	Blade; W/66" Belt O.C.	7540127		6966
2XC3752				Blade; W/69" Belt O.C.	7540145		6488BR
Blade	7540935	2310	6831	Eng. To Variator	7540147	3520	6952
Trans.	7540936		6847	Variator To Trans.	7540136		6931
2XC3754				2XC5450			
Blade	7540935	2310	6831	Blade; W/44" Belt O.C.	21059		6844
Trans.	7540111	2450	6845	Blade; W/63" Belt O.C.	21058		6863
2XC3755; 2XC3756				Drive	20716		6837
Blade	10923		6830	2XC5460			
Traction	10897		6851	Blade; W/66" Belt O.C.	7540127		6966
2XC3757				Blade; W/69" Belt O.C.	7540145		6488BR
Blade	7540118		6963	Eng. To Variator	7540147	3520	6952
Trans.; W/59" Belt O.C.	7540937	3590	6959	Variator To Trans.	7540136		6931
Trans.; W/61" Belt O.C.	7540115	3610	6961	2XC7200			
2XC3760				Belt	7540936		6847
Starter/Gen.	7540134		7330	Blade	7540107		6830
Trans.	7540112	3800	6980	2XC7204			
				Blade	7540188		6951

Belts for Riding Mowers

Application	OEM No.	Standard Belts	Premium Belts	Application	OEM No.	Standard Belts	Premium Belts
WESTERN AUTO - Continued				WESTERN AUTO - Continued			
2XC7204 - Continued				2XF3769			
Trans.	7540101		6517BR	Mower	9303		6725
2XC7205				2XF3870			
Blade	20717		6856	Drive	11144		6835
Drive	20715		6837	Trans.			6852
2XC7206				2XF3962			
Blade	7540138	3500	6950	Blade	7540113	3480	6948
Trans.	7540198		6451BR	Trans.	7540112	3800	6980
2XC7220; 2XC7222				2XF3968			
Blade	7540147	3520	6952	Drive	11144		6835
Eng. To Variator	7540135		6925	Trans.			6852
Variator To Trans.	7540136		6931	2XF5508			
2XC7320; 2XC7340; 2XC7342				Blade			
Blade	7540151		6967	Blade	7540113	3480	6948
Eng. To Variator	7540138	3500	6950	Drive; W/41" Belt O.C.	11144		6835
Variator To Trans.	7540136		6931	Drive; W/80" Belt O.C.	7540112	3800	6980
2XC7410				Gen.			
Blade	7540195		6854	Trans.	7540134		7330
Drive	7540164	2630	6863	Trans.			6852
Trans.	7540198		6451BR	2XF5510			
2XC7422				Drive			
Blade	7540178	3820	6982	Drive	16348		6838
Trans.; 1973	7540179		6950	Trans.			6852
Trans.; 1974	7540185		6849	2XF5511			
Trans.; 1975	7540200		6848	Mower	9303		6725
2XC7424				2XF5514			
Blade	7540145		6488BR	Drive	16348		6838
Drive	7540127		6966	Trans.			6852
J.S.	7540191		6865	2XF5520			
Trans.	7540173	3370	6937	Drive	7540124		6857
2XC7425				Gen.			
Drive; W/28" Belt O.C.	7540157	3280		Gen.	7540139		7380
Drive; W/29" Belt O.C.	7540183	3290	6929	Mower	7540125		6428BR
Trans.	7540136		6931	P.T.O.	7540123		3V335
2XC7430				P.T.O.			
Blade	7540127		6966	Trans.	7540124		6857
Trans.	7540166	3620	6962	2XF7425			
2XC7440				Eng. To Variator; W/Battery Power			
Blade	7540151		6967	Variator To Trans.; W/Battery Power	7540136		6928
Eng. To Variator	7540138	3500	6950	2XF7508			
Variator To Trans.	7540136		6931	Blade	7540113	3480	6948
2XC7442				Drive			
Blade	7540145		6488BR	Drive	7540112	3800	6980
Trans.	7540136		6931	Gen.	7540134		7330
Variable Speed	7540138	3500	6950	2XF7510; 2XF7520			
2XC7445				Gen.			
Blade	7540151		6967	Gen.	7540139		7380
Eng. To Variator	7540138	3500	6950	P.T.O.	7540123		3V335
Variator To Trans.	7540136		6931	Trans.	7540124		6857
2XC7460				2XF7521			
Blade	7540145		6488BR	Deck	7540125		6428BR
Eng. To Variable Speed	7540147	3520	6952	2XF7525			
Variable Speed To Trans.	7540136		6931	P.T.O.	7540123		3V335
2XC7551; 2XC7552				2XF7551			
Blade; W/100" Belt O.C.	7540181		68100	Deck	7540125		6428BR
Blade; W/105" Belt O.C.	7540125		6428BR	2XF7552			
Drive	7540180		6510BR	Eng. To Deck	7540180		6510BR
2XC7608; 2XC7610				2XF7608			
Blade	7540184		6852	Blade	7540184		6852
Starter/Gen.	7540134		7330	Starter/Gen.	7540134		7330
Eng. To Deck	7540180		6510BR	Eng. To Deck	7540180		6510BR
Trans.	7540182	3810	6981	Trans.	7540182	3810	6981
2XC7620; 2XC7625				93-7202-0			
Drive	7540124		6857	Belt	7540936		6847
Gen.; W/38 5/8" Belt O.C.	7540139		7380	Blade	7540107		6830
Gen.; W/36 1/8" Belt O.C.	7540169		7355	93-7206-1			
P.T.O.	7540165		6834	Blade	7540138	3500	6950
2XF3668; 2XF3768				Trans.			
Drive	11144		6835	Trans.	7540198		6451BR
Trans.			6852	93-7230-1			
				Blade			
				Trans.			
				Blade			
				Trans.			
				93-7260-8; 93-7264-4			
				Blade			
				Trans.			
				93-7280-6			
				Drive; W/42" Belt O.C.			
				Drive; W/62" Belt O.C.			

Belts for Riding Mowers

Lawn & Garden Equipment

Application	OEM No.	Standard Belts	Premium Belts
WESTERN AUTO - Continued			
93-7300-2			
Blade	7540151		6967
Trans.	7540191		6865
93-7302-8			
Blade	7540145		6488BR
Eng. To J.S.	7540191		6865
J.S. To Trans.	7540173	3370	6937
93-7310-1			
Blade	7540151		6967
Trans.	7540191		6865
93-7400-0			
Blade	7540145		6488BR
Trans.	7540226		6551BR
93-7410-9			
Blade	7540195		6854
Trans.	7540198		6451BR
93-7420-8			
Blade	7540145		6488BR
Eng. To J.S.	7540191		6865
J.S. To Trans.	7540173	3370	6937
93-7600-5			
Trans.	7540217		6979
93-7620-3			
P.T.O.	7540165		6834
Trans.	7540124		6857
93-7630-2			
Eng. To Variator	7540218		6959
Variator To Trans.	7540211		6946
93-7635-1			
Gen.	7540169		7355
P.T.O.	7540165		6834
133-360			
Belt	7540936		6847
Blade	7540107		6830
133-430; 133-435			
Blade	7540127		6966
Trans.	7540136		6931
Variable Speed	7540135		6925
133-460; 133-462; 133-465			
Blade	7540151		6967
Eng. To Variator	7540138	3500	6950
Variator To Trans.	7540136		6931
138-390			
Blade	7540935	2310	6831
Trans.	7540111	2450	6845
138-460			
Blade	7540118		6963
Trans.	7540937	3590	6959
143-660			
Blade	7540184		6852
Starter/Gen.	7540134		7330
Eng. To Deck	7540180		6510BR
Trans.	7540182	3810	6981
143-760			
Starter/Gen.	7540134		7330
Trans.	7540182	3810	6981
143-960			
P.T.O.	7540165		6834
Starter/Gen.	7540139		7380
Trans.	7540124		6857
143-990			
P.T.O.	7540165		6834
Starter/Gen.	7540169		7355
Trans.	7540124		6857
7119A98			
Blade	7540329		6630BR
7209A98			
Blade	7540364		6482BR
Variator	7540248		6431BR

Application	OEM No.	Standard Belts	Premium Belts
WESTERN AUTO - Continued			
6088101			
Blade	10923		6830
Traction	10897		6851
6095904; 6095972; 6095990			
Belt; W/30" Belt O.C.	4638		6830
GIS3665; GIS3668; GIS3765; GIS3768; GIS3868; GIS3870; GIS3968; GIS3970			
Drive	11144		6835
Trans.			6852
GIS5510; GIS5514			
Drive	16348		6838
Trans.			6852
GIS7120			
Traction	216594		6378
GIS7602			
Drive	18263		6844
GIS7710; GIS7715			
Eng. To Deck	213676		6885
MOM5325			
Blade	20717		6856
Trans.	20716		6837
MOM5450			
Cross Drive	21059		6844
Deck	21058		6863
Traction	20716		6837
MOM6052A09			
Blade	37X12		6449BR
Trans.	37X65		6453BR
MOM6084A09			
Blade	37X57		6498BR
MOM7000A88			
Blade	37X12		6449BR
Traction	37X38		6425BR
MOM7002A88			
Blade	37X51		6376
Traction	37X57		6498BR
MOM7006A88			
Traction	37X51		6376
MOM7012A88			
Blade	37X51		6376
Traction	37X57		6498BR
MOM7016A88			
Traction	37X51		6376
MOM7210			
Blade	20717		6856
Trans.	20716		6837
MTD5200			
Blade	7540138	3500	6950
Trans.	7540101		6517BR
MTD5215			
Blade	7540147	3520	6952
Eng. To Variator	7540135		6925
Variator To Trans.	7540136		6931
MTD5232			
Blade	7540127		6966
Trans.	7540136		6931
Variable Speed	7540135		6925
MTD5320			
Blade	7540107		6830
Trans.	7540111	2450	6845
MTD5330; MTD5332; MTD5335; MTD5336			
Blade	7540127		6966
Trans.	7540136		6931
Variable Speed	7540135		6925
MTD5440; MTD5460			
Blade	7540145		6488BR
Eng. To Variable Speed	7540147	3520	6952
Variable Speed To Trans.	7540136		6931

Belts for Riding Mowers

Application	OEM No.	Standard Belts	Premium Belts
WESTERN AUTO - Continued			
MTD5506			
Blade	7540113	3480	6948
Gen.	7540134		7330
Trans.	7540112	3800	6980
MTD5520			
Blade	7540125		6428BR
P.T.O.	7540123		3V335
MTD7111A68			
Deck	7540145		6488BR
Eng. To V.S.	7540280		6447BR
V.S. To Trans.	7540281		6405BR
MTD7115A78			
Blade	7540329		6630BR
MTD7119A88			
Blade	7540349		6637BR
Deck	7540350		6464BR
Variable Speed	7540248		6431BR
MTD7128A68			
Blade; W/56" Belt O.C.	7540230		6755BR
Blade; W/74" Belt O.C.	7540293		6501BR
Transaxle	7540245		6859
Variator	7540244		6840
MTD7129A98			
Deck	7540245		6859
Trans.	7540244		6840
MTD7200; MTD7200A37; MTD7200A47; MTD7202A08			
Belt	7540936		6847
Blade	7540107		6830
MTD7204A47; MTD7204A57			
Blade	7540188		6951
Trans.	7540101		6517BR
MTD7206A47; MTD7206A57			
Blade	7540138	3500	6950
Trans.	7540164	2630	6863
MTD7220; MTD7220A37; MTD7220A47; MTD7220A57; MTD7222A47			
Blade; W/50" Belt O.C.	7540138	3500	6950
Blade; W/52" Belt O.C.	7540147	3520	6952
Drive	7540101		6517BR
Eng. To Variable Speed	7540135		6925
Variable Speed To Trans.	7540136		6931
MTD7230A08			
Blade	7540188		6951
Trans.	7540101		6517BR
MTD7260; MTD7262			
Blade	7540167		6964
Trans.	7540198		6451BR
MTD7280A08			
Drive; W/42" Belt O.C.	7540207		6842
Drive; W/62" Belt O.C.	7540198		6451BR
MTD7300; MTD7300A57			
Blade	7540151		6967
Trans.	7540191		6865
MTD7302			
Blade	7540145		6488BR
Drive	7540191		6865
Trans.	7540173	3370	6937
MTD7332A37; MTD7332A47; MTD7336A37			
Blade	7540127		6966
Trans.	7540136		6931
Variable Speed	7540135		6925
MTD7340A47; MTD7340A57; MTD7342A57			
Blade	7540151		6967
Eng. To Variator	7540138	3500	6950
Variator To Trans.	7540136		6931
MTD7410; MTD7410A57; MTD7410A67; MTD7410A77			
Blade	7540195		6854
Trans.	7540198		6451BR

Application	OEM No.	Standard Belts	Premium Belts
WESTERN AUTO - Continued			
MTD7422A47			
Blade	7540178	3820	6982
Trans.	7540179		6950
MTD7424A47; MTD7424A57			
Blade	7540145		6488BR
Eng. To J.S.	7540191		6865
J.S. To Trans.	7540173	3370	6937
MTD7425A47			
Eng. To Variator	7540157		6928
Variator To Trans.	7540136		6931
MTD7442A37; MTD7445A37			
Blade	7540151		6967
Eng. To Variator	7540138	3500	6950
Variator To Trans.	7540136		6931
MTD7460			
Blade		3500	6950
Deck	7540151		6967
Trans.	7540136		6931
MTD7508			
Blade	7540113	3480	6948
Trans.	7540112	3800	6980
MTD7510; MTD7520			
Gen.	7540139		7380
Transaxle	7540124		6857
MTD7604			
Deck	7540245		6859
Trans.	7540244		6840
MTD7608			
Blade	7540184		6852
Deck	7540180		6510BR
Trans.	7540182	3810	6981
MTD7610A37			
Starter/Gen.	7540134		7330
Trans.	7540182	3810	6981
MTD7610A47			
Blade	7540184		6852
Deck	7540180		6510BR
Trans.	7540182	3810	6981
MTD7610A57			
Trans.	7540182	3810	6981
MTD7620A37			
P.T.O.	7540165		6834
Starter/Gen.	7540139		7380
Trans.	7540124		6857
MTD7620A47; MTD7620A57			
P.T.O.	7540165		6834
Trans.	7540124		6857
MTD7625A37			
P.T.O.	7540165		6834
Starter/Gen.	7540169		7355
Trans.	7540124		6857
MTD7625A47(Hydro); MTD7625A57; MTD7635			
P.T.O.	7540165		6834
WHEEL HORSE			
1-0100; 1-0110; 1-0120; 1-0140; 1-0141; 1-0145			
Drive	7473		6982
1-0200; 1-0270; 1-0274; 1-0276; 1-0277			
Drive	8133		6874
1-0280; 1-0281; 1-0285; 1-0286			
Mower	104865		6855
Eng.	104388		6855
Trans.	103522		6885
1-0300; 1-0301; 1-0310; 1-0311; 1-0320; 1-0340; 1-0350; 1-0353; 1-0354; 1-0356			
Drive	7473		6982
1-0360; 1-0370; 1-0380; 1-0381; 1-0385; 1-0391; 1-0395			
Drive	7473		6982

Belts for Riding Mowers

Application	OEM No.	Standard Belts	Premium Belts	Application	OEM No.	Standard Belts	Premium Belts
WHEEL HORSE - Continued				WHEEL HORSE - Continued			
1-0400; 1-0401				2-2641			
Drive	7478		6984	Drive	8430		6859
1-0410				2-4300			
Drive	7473		6982	Trans.	101137		A66
1-0420; 1-0422; 1-0430; 1-0435; 1-0440; 1-0460; 1-0465; 1-0470; 1-0475; 1-0480				3-0113; 3-0114			
Drive	7478		6984	Blade	8430		6859
1-0481; 1-0485; 1-0489; 1-0491; 1-0495; 1-0510; 1-0511				Trans.	103345	1250	
Drive	7478		6984	11-17KEO1/C-175 Twin Auto			
1-0700				Drive	108502		6983
Drive	517433		3V335	61-07K8; 61-08K8; 61-10K8			
1-1631; 1-2631				Drive	7473		6982
Drive	1576		6870	61-10KS			
1-3741; 1-3745; 1-4631				Drive	7478		6984
Drive	1576		6870	61-12K8			
Trans.	9691		6870	Drive	7473		6982
1-4741; 1-4751				61-12KS			
Drive	8133		6874	Drive	7478		6984
1-4831				61-16K8			
Drive; W/70" Belt O.C.	1576		6870	Drive	7473		6982
Drive; W/74" Belt O.C.	8133		6874	61-16KS			
1-4841; 1-4851				Drive	7478		6984
Drive	8133		6874	61-20RG01			
1-6041; 1-6051; 1-6231; 1-6241; 1-6251; 1-6253; 1-6931				P.T.O.	250105		6840
Drive	7473		6982	W.P.	251028		6734
1-7041; 1-7231; 1-7235; 1-7241; 1-7245; 1-7251; 1-7252; 1-7253; 1-7255				62-08BP; 62-10BP			
Drive	7478		6984	Drive	105477		6840
1-7441				Mower	105476		A78
Drive	8160		6983	Trans.	103522		6885
Trans.	8334		6985	71-07K8; 71-08K8; 71-10K8; 71-12K8			
1-7451; 1-7451-2				Drive	7473		6982
Trans.	8334		6985	71-12KS			
1-7452; 1-7453				Drive	7478		6984
Drive	7478		6984	71-14K8; 71-16K8			
Trans.	8334		6985	Drive	7473		6982
1-7741; 1-7751				71-16KS			
Drive	8133		6874	Drive	7478		6984
Trans.	8334		6985	72-08BP; 72-10BP			
1-7841; 1-7851				Drive	105477		6840
Drive	8133		6874	Mower	105476		A78
1-7931; 1-7932				Trans.	103522		6885
Drive	7478		6984	81-08K8; 81-10K8; 81-12K8			
1-8741; 1-8745; 1-8751				Drive	7473		6982
Trans.	8911		6883	81-12KS			
1-8752				Drive	7478		6984
Blade	8976		6855	81-14K8			
Mower	8975		6858	Drive	7473		6982
Trans.	8911		6883	81-14KS			
1-8755				Drive	7478		6984
Trans.	8911		6883	81-16K8			
1-8756				Drive	7473		6982
Blade	8976		6855	81-16KS			
Mower	8975		6858	Drive	7478		6984
Trans.	8911		6883	82-08BP; 82-11BP			
2-0102; 2-0112				Trans.	106518		6887
Forward & Reverse	103345	1250		91-08K8; 91-10K8; 91-12K8			
2-0200 Lawn Ranger				Drive	7473		6982
Trans.	8911		6883	91-12KS			
2-0200-6 Lawn Ranger				Drive	7478		6984
Drive	1576		6870	91-14K8			
2-0210 Lawn Ranger; 2-0211 Lawn Ranger; 2-0220 Lawn Ranger; 2-0230 Lawn Ranger				Drive	7478		6984
Trans.	8911		6883	91-16K8			
				Drive	7473		6982
				91-16KS			
				Drive	7478		6984

Belts for Riding Mowers

Application	OEM No.	Standard Belts	Premium Belts	Application	OEM No.	Standard Belts	Premium Belts
WHEEL HORSE - Continued				WHEEL HORSE - Continued			
92-08BP; 92-11BP				417-A			
Trans.	106518		6887	Drive	7473		6982
93-08EP				418-A			
Drive	104290	1293		Eng. To Deck	10242		6877
107				418-C; 420-LSE			
Drive	1576		6870	Drive	7473		6982
108-3; 108-4; 108-5; 111-5				502			
J.S. To Deck	110420		6848	Drive	1576		6870
Traction	110364		6833	516-H; 518-H; 520-20H			
112C				Eng.	114895		6983
Drive			6834	520-H			
116-6				Deck	102742		6378
Eng. To Deck	110420		6848	520-HC			
155; 156; 157				Eng.	114895		6983
Blade	1555		6844	552; 603; 604; 605; 606; 607			
Drive	1576		6870	Drive	1576		6870
200 Series				612-2; 616-2			
Trans.	108427		6463BR	Drive	116527		6843
208-3				633; 653; 654; 655; 656; 657; 673; 701; 702; 704			
Drive	108427		6463BR	Drive	1576		6870
208-4; 208-5; 210-5				718-Z			
Drive	114860		6893	Blower	50104	2510	6851
211-3				Deck	30203		6584BR
Drive	108427		6463BR	753; 854; 855; 856; 857; 867			
211-4				Drive	1576		6870
Drive	114860		6893	875; 876; 877			
211-5				Drive	6146		6872
Drive	108427		6463BR	1045; 1055			
Eng. To Deck	111624		6876	Drive	1576		6870
211-6				1056; 1057; 1067			
Drive	108427		6463BR	Drive	1586		6876
211-A				1075			
Drive	109428		A74	Drive	6146		6872
212-5; 212H				Trans.	8005		6872
Deck	113141		6876	1076; 1077			
252-H; 257-H				Drive	6489		6878
Drive	109428		A74	1100 Special			
257H				Drive; W/8-Speed Drive	7473		6982
Deck	114718		6846	1116			
308; 310				Eng. To Deck	110420		6848
Drive	7473		6982	1257; 1267			
310-8				Drive	1586		6876
Deck Drive	102742		6378	1276; 1277			
Eng. To Deck	102741		6638BR	Drive	6489		6878
312				2165			
Drive	7473		6982	Deck	106516		A81
P.T.O.	9750		6969	Trans.	108427		6463BR
312-8				4178			
Deck	102742		6378	Deck	1594		6781BR
312-A; 314; 314-A				Trans.	7473		6982
Drive	7473		6982	78305			
340-015; 360-015				Drive	102741		6638BR
Blade	7540935		6831	Spindle	8411	2770	
Deck	7540230		6755BR	78345			
Trans.	7540936		6847	Drive	102742		6378
Transaxle	7540255		6837	Spindle	6738		6886
Drive; W/Turf Trac Drive	7540245		6859	78350			
416				Blade Drive	106125		6889
Drive; W/8-Speed Drive	7473		6982	Eng. To Deck	108834		6898
416-8				78355			
Eng. To Deck; W/77" Belt O.C.	10242		6877	Deck; W/89" Belt O.C.	106125		6889
Eng. To Deck; W/103 1/4" Belt O.C.	102742		6378	Deck; W/98" Belt O.C.	108834		6898
416-H				78360			
Drive	114895		6983	Drive	102742		6378
417				Spindle	1594		6781BR
Drive; W/8-Speed Drive	7473		6982				

Belts for Riding Mowers

Application	OEM No.	Standard Belts	Premium Belts	Application	OEM No.	Standard Belts	Premium Belts
WHEEL HORSE - Continued				WHEELER			
78390				WES-725			
Drive	113072		A100	Blade	30631		6942
Spindle	112449		B128	WHITE OUTDOOR PRODUCTS			
A50				0042T-11			
Trans.	9430		6836	Deck	9003003A		6895
A51; A81E; A81R				134A606F190; 134A676F190			
Belt	9430		6836	Blade	7540433		6630BR
Trans.	9430		6836	134B561B190			
A85				Blade	7540264		6639BR
Drive	113105		6833	Drive	7540241A		6494BR
A111				Trans.	7540240		6511BR
Belt	9430		6836	134R616G190			
Trans.	9430		6836	Drive	7540870		6947
A115				144-822; 144-832 (GT1810)			
Drive	113105		6833	Deck	7540245		6859
B82; B112				Eng. To Transaxle	7540244		6840
Trans.	106518		6887	144-994 (GT1655)			
B115; B165				J.S.	7540244		6840
Traction	108427		6463BR	Eng. To Deck	7540230		6755BR
C85				Eng. To J.S.	7540245		6859
Drive; W/8-Speed Drive	7473		6982	317D			
C105				Blade; W/67" Belt O.C.; W/1/2" Belt T.W.7540355			6448BR
Drive; W/8-Speed Eng.	7473		6982	Blade; W/67" Belt O.C.; W/5/8" Belt T.W.7540151			6967
C125; C145; C165				336			
Drive; W/8-Speed Drive	7473		6982	Blade	7540342		6868
Drive; W/Automatic Drive	7478		6984	511			
C175				Variator; W/35" Belt O.C.	7540241		6494BR
Drive; W/82" Belt O.C.	7473		6982	Variator; W/38" Belt O.C.	7540240		6511BR
Drive; W/83" Belt O.C.			6983	514			
Eng. To Deck	102741		6638BR	Blade	7540229		6852
E81				Deck	7540264		6639BR
Traction	104290	1293		Eng. To J.S.; W/30" Deck	7540241		6494BR
GT1100				J.S. To Trans.; W/30" Deck	7540240		6511BR
Drive; W/8-Speed Drive	7473		6982	556; 666			
GT1142				Drive	7540349		6637BR
Deck	6738		6886	686			
Drive	7473		6982	Blade	7540293		6501BR
GT1600; GT1642				688			
Drive			6983	Blade; W/52" Belt O.C.	7540229		6852
GT1848				Blade; W/74" Belt O.C.	7540293		6501BR
Deck	1594		6781BR	Deck	7540277		6871
GT2500				690			
Drive; W/8-Speed Drive	7473		6982	Blade; W/52" Belt O.C.	7540229		6852
L105; L106; L107; L155; L156; L157				Blade; W/74" Belt O.C.	7540293		6501BR
Blade	1555		6844	Deck; W/2-Blades	7540151		6967
Drive	1576		6870	704			
Trans.	9691		6870	Blade; W/52" Belt O.C.	7540229		6852
LT1137				Blade; W/74" Belt O.C.	7540293		6501BR
Traction	108427		6463BR	708			
RE67				Blade; W/38" Deck	7540145		6488BR
Blade	1596		6851	722 Thru 757			
Drive	1597		6725	Variator	7540248		6431BR
Idler	6993		6822	746			
RM115; RM116				Drive	7540248		6431BR
Belt	1555		6844	Tiller Attachment	7540283		6895
RM483; RM484; RM485				776			
Blade Drive	1594		6781BR	Drive; W/37" Belt O.C.	7540255		6837
Main Drive	1595		6867	Drive; W/59" Belt O.C.	7540245		6859
RR47; RR67				782			
Blade	1596		6851	Blade	7540245		6859
Drive	1597		6725	Trans.	7540255		6837
Idler	6993		6822	802 Thru 827			
RR532; RR832				Deck	7540245		6859
Belt	9430		6836	Eng. To Transaxle	7540244		6840
SB371				822			
Trans.	106518		6887	Blade	7540245		6859
				Trans.	7540244		6840

Belts for Riding Mowers

Application	OEM No.	Standard Belts	Premium Belts	Application	OEM No.	Standard Belts	Premium Belts
WHITE OUTDOOR PRODUCTS - Continued				WHITE OUTDOOR PRODUCTS - Continued			
842				990-118(T802)			
Blade	7540245		6859	Blade	7540195		6854
Trans.	7540177		6832	Trans.	7540198		6451BR
931				990-119(GT1020); 990-120(GT1620)			
Drive; W/56" Belt O.C.	7540230		6755BR	P.T.O.	7540210		6960
Drive; W/69" Belt O.C.	7540260		5716	Transaxle	7540212		6945
935				990-137(GT1622)			
Belt; W/44" Rear Discharge	7540230		6755BR	P.T.O.	7540227		6963
Blade; W/56" Belt O.C.	7540230		6755BR	Trans.	7540212		6945
Blade; W/74 1/2" Belt O.C.	7540293		6501BR	990-139 (T112)			
Drive	7540230		6755BR	Blade	7540225		6565
936				Trans.	7540226		6551BR
Blade	7540230		6755BR	990-140(T110)			
990-009(R80)				Blade	7540145		6488BR
Blade	7540200		6848	Trans.	7540226		6551BR
Trans.	7540178	3820		990-141(R82)			
990-012(T80)				Blade	7540188		6951
Blade	7540167		6964	Trans.	7540207		6842
Trans.	7540198		6451BR	990-141(R-82)			
990-12(T-80)				Blade	7540198		6451BR
Blade	320009997		6964	Trans.	7540207		6842
Drive	320009962	2630	6863	991-106(R50); 991-106(R-50)			
990-013(T85)				Blade	7540188		6951
Blade	7540151		6967	Trans.	7540101		6517BR
Eng. To Variator	7540138		6950	991-137(GT1622)			
Variator To Trans.	7540136		6931	P.T.O.	7540227		6963
990-014(T100)				Trans.	7540212		6945
Blade	7540145		6488BR	991-183(R82); 991-183(R-82)			
Eng. To Variator	7540191		6865	Blade	7540198		6451BR
Variator To Trans.	7540173	3370	6937	Trans.	7540207		6842
990-027(GT1050); 990-028(GT1600)				991-185(T82)			
Gen.	7540169		7355	Blade	7540151		6967
P.T.O.	7540165		6834	Trans.	7540191		6865
Trans.	7540124	2570	6857	991-189(GT1655)			
990-029(GT1650)				Deck	7540230		6755BR
Gen.	7540169		7355	J.S. To Trans.	7540255		6837
Trans.	7540124	2570	6857	Eng. To J.S.	7540245		6859
990-074(R50)				P.T.O.	7540234		6841
Blade	7540188		6951	991-248(T110)			
Eng. To Variator	7540187	3240	6924	Blade	7540145		6488BR
Variator To Trans.	7540136		6931	Trans.	7540226		6551BR
990-074(R-50)				991-249(T803)			
Blade	7540188		6951	Blade	7540195		6854
Trans.	7540136		6931	Trans.	7540198		6451BR
Variable Speed	7540187	3240		991-250(1100)			
990-075(T800)				Drive; W/38" Deck	7540214		6850
Blade	7540195		6854	Blade	7540250	2530	6853
Trans.	7540198		6451BR	Trans.	7540248		6431BR
990-076(GT1000); 990-077(GT1000)				991-251(1155); 991-252(1655)			
Blade	7540184		6852	Drive; W/38" Deck	7540214		6850
Clutch	7540182		6981	Eng. To J.S.	7540245		6859
Gear Box	7540180		6510BR	J.S. To Trans.	7540255		6837
Gen.	7540134		7330	991-255(GT1822)			
990-100(GT1050); 990-101(GT1600)				P.T.O.	7540227		6963
Gen.	7540169		7355	Trans.	7540212		6945
P.T.O.	7540165		6834	991-256(GT1855)			
Trans.	7540124	2570	6857	P.T.O.	7540234		6841
990-103(GT1650)				992-106(R50); 992-106(R-50)			
Gen.	7540169		7355	Blade	7540188		6951
Trans.	7540124	2570	6857	Trans.	7540101		6517BR
990-106(R50); 990-106(T-50)				992-141(R82)			
Blade	7540188		6951	Blade	7540188		6951
Trans.	7540101		6517BR	Trans.	7540207		6842
990-116(T82)				992-183(R82); 992-183(R-82)			
Blade	7540151		6967	Blade	7540198		6451BR
Trans.	7540191		6865	Trans.	7540207		6842
990-117(T102)				992-185(T82)			
Blade	7540145		6488BR	Blade	7540151		6967
Eng. To Variator	7540191		6865	Trans.	7540191		6865
Variator To Trans.	7540173	3370	6937				

Belts for Riding Mowers

Application	OEM No.	Standard Belts	Premium Belts
WHITE OUTDOOR PRODUCTS - Continued			
992-248(T110)			
Blade	7540145		6488BR
Trans.	7540226		6551BR
992-248(T-100)			
Blade	7540145		6488BR
Trans.	7540198		6451BR
992-249(T803)			
Blade	7540195		6854
Trans.	7540198		6451BR
992-250(LGT1100)			
Drive; W/38" Deck	7540251		6809BR
Blade	7540250	2530	6853
Trans.	7540248		6431BR
992-251(LGT1155); 992-252(LGT1655)			
Drive; W/38" Deck	7540251		6809BR
Blade	7540250	2530	6853
Eng. To J.S.	7540245		6859
J.S.	7540255		6837
992-255(GT1822)			
P.T.O.	7540227		6963
Trans.	7540212		6945
992-256(GT1855); 994-256 (GT1655)			
P.T.O.	7540234		6841
994-300 (LGT1655)			
Blade	7540244		6840
994-302 (GT1855)			
P.T.O.	7540234		6841
994-303 (GT1822)			
Trans.; W/45" Belt O.C.	7540212		6945
Trans.; W/63" Belt O.C.	7540227		6963
994-304 (GT1610)			
Blade	7540245		6859
Trans.	7540244		6840
994-306 (LGT1600)			
Variable Speed	7540248		6431BR
994-308 (LT110)			
Blade; W/69" Belt O.C.	7540145		6488BR
Blade; W/85" Belt O.C.	7540266		6775BR
995; 996			
Drive	7540234		6841
998			
Hydro Traction	7540234		6841
FR11; FR18C			
Eng. To Deck	9003004		6854
Trans.	9003011		6839
FR-12			
Trans.	9003011		6839
FR-1800			
Drive	9003011		6839
FR-2000C			
Blade	9003006		6853
FR-2200D			
Drive; W/62" Deck	9003020		6971
Drive; W/72" Deck	9003016		6984
FR-2200G			
Drive; W/62" Deck	9003021		6966
Drive; W/72" Deck	9003015		6981
GT180			
Eng. To Deck	7540350		6464BR
GT185			
Blade	7540349		6637BR
P.T.O.	7540350		6464BR
GT205			
Blade	7540291		6641BR
P.T.O.	7540364		6482BR
GT1610			
J.S.	7540244		6840
Eng. To Deck	7540230		6755BR
Eng. To J.S.	7540245		6859

Application	OEM No.	Standard Belts	Premium Belts
WHITE OUTDOOR PRODUCTS - Continued			
GT1845			
Eng. To J.S.	7540229		6852
Tiller Attachment	7540283		6885
GT2055			
Blade	1469		B133
L10 (425E)			
Blade	7540364		6482BR
L11 (847)			
Drive	7540281		6405BR
L12 (666F)			
Drive	7540370		6439BR
L145 (736G)			
Drive	7540372		6881
LGT160			
Variator	7540248		6431BR
LGT165 (826H)			
Drive	7540365		6798BR
LGT165 (836H)			
Blade; W/64" Belt O.C.	7540350		6464BR
Blade; W/79" Belt O.C.	7540349		6637BR
Drive	7540365		6798BR
LGT165/GT/180 (826H/846H)			
Blade; W/64" Belt O.C.	7540350		6464BR
Blade; W/79" Belt O.C.	7540349		6637BR
LGT1600 (Model 138-754)			
Belt; W/46" Deck	7540350		6464BR
LGT1655			
Deck	7540230		6755BR
J.S. To Trans.	7540255		6837
Eng. To J.S.	7540245		6859
LT11			
Eng. To Deck	7540342		6868
LT12			
Deck	7540329		6630BR
LT12 (133H471F)			
Drive	7540281		6405BR
LT12 (133K676F190); LT14 (133R676G190)			
Drive	7540370		6439BR
LT84			
Deck	7540151		6967
LT110			
Deck	7540145		6488BR
LT120			
Deck; W/64" Belt O.C.	7540350		6464BR
Deck; W/69 1/4" Belt O.C.	7540329		6630BR
LT125 (606F)			
Drive	7540349		6637BR
LT125 (706F); LT125 (716F)			
Drive	7540372		6881
LT140			
Deck	7540329		6630BR
LT165; LT180			
Blade	7540349		6637BR
Deck	7540350		6464BR
R53; R86			
Deck; W/30" Deck	7540264		6639BR
Eng. To J.S.; W/30" Deck	7540241		6494BR
J.S. To Trans.; W/30" Deck	7540240		6511BR
R-10 (133B561B190B)			
Blade	7540264		6639BR
Drive; W/35" Belt O.C.	7540241		6494BR
Drive; W/38" Belt O.C.	7540240		6511BR
R-10 (521B)			
Blade	7540264		6639BR
Drive	7540240		6511BR
R-10 (521D)			
Blade; W/47" Belt O.C.	7540290		6847
Blade; W/63" Belt O.C.	7540347		6847BR

Belts for Riding Mowers

Application	OEM No.	Standard Belts	Premium Belts	Application	OEM No.	Standard Belts	Premium Belts
WHITE STORES				WHITE STORES - Continued			
86-121				87-517			
P.T.O.	7540165		6834	Blade	7540195		6854
Trans.	7540124		6857	Trans.	7540198		6451BR
86-123				87-520			
P.T.O.	7540165		6834	Blade	7540151		6967
86-502; 86-515				Eng. To Variator	7540138	3500	6950
Blade; W/25" Deck	7540138	3500	6950	Variator To Trans.	7540136		6931
Blade; W/30" Deck	7540167		6964	87-521			
Trans.	7540164	2630	6863	Blade	7540151		6967
86-530				Trans.	7540191		6865
Deck	7540145		6488BR	87-524; 87-525			
Trans.	7540127		6966	Blade	7540151		6967
Variable Speed	7540173	3370	6937	Eng. To Variator	7540138	3500	6950
87-75; 87-80				Variator To Trans.	7540136		6931
Trans.	7540112	3800	6980	87-530			
87-110				Blade	7540145		6488BR
Blade	7540184		6852	Drive	7540173	3370	6937
Starter/Gen.	7540134		7330	Eng. To Variator	7540191		6865
Eng. To Deck	7540180		6510BR	Trans.	7540127		6966
Trans.; W/81" Belt O.C.	7540182	3810	6981	87-540			
Trans.; W/80" Belt O.C.	7540112	3800	6980	Blade	7540145		6488BR
87-112				Trans.	7540266		6775BR
J.S.	7540245		6859	87-5105			
Starter/Gen.	7540134		7330	Blade	7540249		6930
Trans.	7540244		6840	Trans.	7540264		6639BR
87-113				87-5108			
Trans.	7540182	3810	6981	Variator; W/35" Belt O.C.	7540241		6494BR
87-115				Variator; W/38" Belt O.C.	7540240		6511BR
Starter/Gen.; W/33" Belt O.C.	7540134		7330	87-5211			
Starter/Gen.; W/38" Belt O.C.	7540139		7380	Blade	7540145		6488BR
Trans.; W/57" Belt O.C.	7540124		6857	Trans.	7540266		6775BR
Trans.; W/81" Belt O.C.	7540182	3810	6981	130-340			
87-120				Blade	7540107		6830
P.T.O.	7540123		3V335	Trans.	7540936		6847
Trans.	7540124		6857	130-410			
87-121				Blade	7540138	3500	6950
P.T.O.	7540165		6834	Trans.	7540101		6517BR
Starter/Gen.	7540139		7380	130-420			
Trans.	7540124		6857	Blade	7540127		6966
87-122				Eng. To Variator	7540135		6925
P.T.O.	7540165		6834	Variator To Trans.	7540136		6931
87-123				130-460			
P.T.O.	7540165		6834	Blade	7540118		6963
Starter/Gen.	7540169		7355	Trans.	7540937	3590	6959
Trans.	7540124		6857	132-390			
87-125				Blade; W/25" Deck	7540138	3500	6950
P.T.O.	7540123		3V335	Blade; W/30" Deck	7540167		6964
Trans.	7540124		6857	Trans.	7540164	2630	6863
87-400				132-418			
Blade	7540188		6951	Blade	7540147	3520	6952
Trans.	7540101		6517BR	Eng. To Variator	7540135		6925
87-402				Variator To Trans.	7540136		6931
Blade	7540147	3520	6952	132-485			
Eng. To Variator	7540135		6925	Blade	7540151		6967
Variator To Trans.	7540136		6931	Eng. To Variator	7540138	3500	6950
87-405				Variator To Trans.	7540136		6931
Blade	7540188		6951	133-380			
Trans.	7540101		6517BR	Blade	7540138	3500	6950
87-430				Trans.	7540164	2630	6863
Blade	7540178	3820	6982	133-390			
Trans.	7540185		6849	Blade	7540167		6964
87-440				Trans.	7540164	2630	6863
Blade	7540198		6451BR	133-420			
Trans.	7540207		6842	Blade	7540147	3520	6952
87-502				Eng. To Variator	7540135		6925
Blade	7540935	2310	6831	Variator To Trans.	7540136		6931
Trans.	7540108	2460	6846	133-445			
87-515				Blade	7540178	3820	6982
Drive	7540164	2630	6863	Trans.	7540179		6950

Lawn & Garden Equipment

Belts for Riding Mowers

Application	OEM No.	Standard Belts	Premium Belts	Application	OEM No.	Standard Belts	Premium Belts
WHITE STORES - Continued				WOODS			
133-495				1855			
Blade	7540145		6488BR	Eng. To J.S.	381914		AX34
Trans.	7540127		6966	1860			
134-380				Eng. To J.S.; W/Kubota D600 Eng.	381914		AX34
Blade	7540138	3500	6950	Fan & Alt.; W/Kubota D600 Eng.	REMF1320		7320
Trans.	7540164	2630	6863	2150			
134-390				Eng. To J.S.	381914		AX34
Blade	7540167		6964	6160; 6182; 6210			
Trans.	7540164	2630	6863	P.T.O.	70341		AX34
134-445				6215; 6250			
Blade	7540178	3820	6982	Fan			7343
Trans.	7540185		6849	P.T.O.	70341		AX34
134-465				V23			
Blade	7540151		6967	Drive	35582		6828
Eng. To Variator	7540138	3500	6950	V42			
Variator To Trans.	7540136		6931	Belt; W/CM36 Deck	35583		6851
134-495				WORLDLAWN POWER EQUIPMENT			
Blade	7540145		6488BR	WYK52FX730V5			
Eng. To J.S.	7540191		6865	Pump Drive	543005		7046BR
J.S. To Trans.	7540173	3370	6937	Deck Drive	543097		6878BR
135-330				WYK60FX801V5			
Trans.	7540239	2290	6829	Pump Drive	543005		7046BR
135-340				Deck Drive	543103		6880BR
Blade	7540935	2310	6831	WYRZ46S20BS			
Trans.	7540936		6847	Pump Drive	5002004		7038BR
135-380				WYRZ50U24KW; WYRZ50U26BS			
Blade	7540935	2310	6831	Pump Drive	5002004		7038BR
Trans.	7540108	2460	6846	Deck Drive	5001002		6692BR
136-501				WYS52FX730V			
Variator	7540240		6511BR	Pump Drive	453311		7005BR
136-514				Eng. To Deck	453214		6865BR
Variator	7540241		6494BR	WYZ34FS600V			
140-660; 142-669				Pump Drive	353112		6986BR
Starter/Gen.	7540134		7330	Deck Drive	353111		6715BR
Trans.	7540112	3800	6980	WYZ4824KWH			
142-760; 142-960				Pump Drive	5207016		6819BR
P.T.O.	7540165		6834	Deck Drive	4821002		6787BR
Starter/Gen.	7540139		7380	WYZ5224KWH; WYZ5227KWH			
Trans.	7540124		6857	Pump Drive	5207016		6819BR
142-990				Deck Drive	5201008		6732BR
P.T.O.	7540165		6834	WYZ6024KWH; WYZ6027KWH			
143-660				Pump Drive	5207016		6819BR
Blade	7540184		6852	Deck Drive	6001001		6853BR
Starter/Gen.	7540134		7330	WRIGHT MANUFACTURING, INC.			
Eng. To Deck	7540180		6510BR	WS3215KAW; WS3216KAW; WS3217KAWRE;			
Trans.	7540182	3810	6981	WS3218KAWRE			
143-760				Hydro.	71460033		6819BR
Starter/Gen.	7540134		7330	Deck Drive	71460063		6838BR
Trans.	7540182	3810	6981	WS3615KAW; WS3616KAW; WS3617KAWRE;			
143-960				WS3618KAWRE			
P.T.O.	7540165		6834	Hydro.	71460033		6819BR
Starter/Gen.	7540139		7380	Deck Drive	71460062		6675BR
Trans.	7540124		6857	WS4217KAWRE; WS4218KAWRE			
143-990				Hydro.	71460033		6819BR
P.T.O.	7540165		6834	Deck Drive	71460013		6839BR
Starter/Gen.	7540169		7355	WS4817KAW; WS4817KAWRE;			
Trans.	7540124		6857	WS4818KAWRE			
144-672				Hydro.	71460033		6819BR
Blade	7540184		6852	Eng. To Deck	71460074		6644BR
Eng. To Deck	7540180		6510BR	Blade To Blade	71460070		6822BR
Trans.	7540182	3810	6981	WS4819KAWRE; WS4820KAWRE			
144-918				Hydro.	71460064		6837BR
P.T.O.	7540227		6963	Eng. To Deck	71460123		6840BR
Trans.	7540212		6945	Blade To Blade	71460070		6822BR
144-960; 144-990				WS4823KAWRE			
P.T.O.	7540165		6834	Hydro.	71460064		6837BR
Trans.	7540124		6857	Eng. To Deck	71460123		6840BR
511; 514				Blade Drive	71460070		6822BR
Variator; W/35" Belt O.C.	7540241		6494BR				
Variator; W/38" Belt O.C.	7540240		6511BR				

Belts for Riding Mowers

Application	OEM No.	Standard Belts	Premium Belts
WRIGHT MANUFACTURING, INC. - Continued			
WS4824KAW			
Hydro.	71460064		6837BR
Eng. To Deck	71460123		6840BR
Blade To Blade	71460070		6822BR
WS5217KAWRE; WS5219KAW			
Hydro.; Ser. No. 49704 & Before	71460033		6819BR
Hydro.; Ser. No. 49705 & After	71460064		6837BR
Eng. To Deck; Ser. No. 49704 & Before	71460003		6815BR
Eng. To Deck; Ser. No. 49705 & After	71460107		6866BR
Blade To Blade; Ser. No. 49704 & Before	71460002		6564BR
Blade To Blade; Ser. No. 49705 & After	71460065		6823BR
WS5220KAW			
Hydro. Drive	71460064		6837BR
Eng. To Deck	71460107		6866BR
Blade Drive	71460065		6823BR
WS5223KAW			
Hydro.; Ser. No. 49704 & Before	71460033		6819BR
Hydro.; Ser. No. 49705 & After	71460064		6837BR
Eng. To Deck; Ser. No. 49704 & Before	71460003		6815BR
Eng. To Deck; Ser. No. 49705 & After	71460107		6866BR
Blade To Blade; Ser. No. 49704 & Before	71460002		6564BR
Blade To Blade; Ser. No. 49705 & After	71460065		6823BR
WS5223KCE			
Blade To Blade	71460002		6564BR
Eng. To Deck	71460003		6815BR
Hydro.	71460033		6819BR
WS5224KAW			
Hydro. Drive	71460064		6837BR
Eng. To Deck	71460107		6866BR
Blade Drive	71460065		6823BR
WS5225KAW			
Hydro.; Ser. No. 49704 & Before	71460033		6819BR
Hydro.; Ser. No. 49705 & After	71460064		6837BR
Eng. To Deck; Ser. No. 49704 & Before	71460003		6815BR
Eng. To Deck; Ser. No. 49705 & After	71460107		6866BR
Blade To Blade; Ser. No. 49704 & Before	71460002		6564BR
Blade To Blade; Ser. No. 49705 & After	71460065		6823BR
WS5226KAW			
Hydro. Drive	71460064		6837BR
Eng. To Deck	71460107		6866BR
Blade Drive	71460065		6823BR
WS6123KAW			
Hydro.; Ser. No. 49704 & Before	71460033		6819BR
Hydro.; Ser. No. 49705 & After	71460064		6837BR
Eng. To Deck; Ser. No. 49704 & Before	71460013		6839BR
Eng. To Deck; Ser. No. 49705 & After	71460071		6856BR
Blade To Blade; Ser. No. 49704 & Before	71460012		6854BR
Blade To Blade; Ser. No. 49705 & After	71460067		6855BR
WS6123KCE			
Blade To Blade	71460013		6839BR
Eng. To Deck	71460012		6854BR
Hydro.	71460033		6819BR
WS6124KAW			
Hydro. Drive	71460064		6837BR
Eng. To Deck	71460071		6856BR
Blade Drive	71460067		6855BR
WS6125KAW			
Hydro.; Ser. No. 49704 & Before	71460033		6819BR
Hydro.; Ser. No. 49705 & After	71460064		6837BR
Eng. To Deck; Ser. No. 49704 & Before	71460013		6839BR
Eng. To Deck; Ser. No. 49705 & After	71460071		6856BR
Blade To Blade; Ser. No. 49704 & Before	71460012		6854BR
Blade To Blade; Ser. No. 49705 & After	71460067		6855BR
WS6126KAW			
Hydro. Drive	71460064		6837BR
Eng. To Deck	71460071		6856BR
Blade Drive	71460067		6855BR

Application	OEM No.	Standard Belts	Premium Belts
WRIGHT MANUFACTURING, INC. - Continued			
WSE4819KAW; WSE4823KAW			
Hydro.; Ser. No. 26979 & Before	71460041		6685BR
Hydro.; Ser. No. 26980 & After	71460064		6837BR
Deck Drive; Ser. No. 26979 & Before	71460040		6857BR
Eng. To Deck; Ser. No. 26980 & After	71460063		6838BR
Blade To Blade; Ser. No. 26980 & After	71460070		6822BR
WSE4823KCE			
Deck	71460040		6857BR
Hydro.	71460041		6685BR
WSE5223KAW			
Hydro.; Ser. No. 26979 & Before	71460041		6685BR
Hydro.; Ser. No. 26980 & After	71460064		6837BR
Deck Drive; Ser. No. 26979 & Before	71460035		6858BR
Eng. To Deck; Ser. No. 26980 & After	71460062		6675BR
Blade To Blade; Ser. No. 26980 & After	71460065		6823BR
WSE5223KCE			
Deck	71460035		6858BR
Hydro.	71460041		6685BR
WSE5225KAW			
Hydro.; Ser. No. 26979 & Before	71460041		6685BR
Hydro.; Ser. No. 26980 & After	71460064		6837BR
Deck Drive; Ser. No. 26979 & Before	71460035		6858BR
Eng. To Deck; Ser. No. 26980 & After	71460062		6675BR
Blade To Blade; Ser. No. 26980 & After	71460065		6823BR
WSE5225KCE			
Deck	71460035		6858BR
Hydro.	71460041		6685BR
WSE6123KAW			
Hydro.; Ser. No. 26979 & Before	71460041		6685BR
Hydro.; Ser. No. 26980 & After	71460064		6837BR
Deck Drive; Ser. No. 26979 & Before	71460036		6589BR
Eng. To Deck; Ser. No. 26980 & After	71460013		6839BR
Blade To Blade; Ser. No. 26980 & After	71460067		6855BR
WSE6123KCE			
Deck	71460036		6589BR
Hydro.	71460041		6685BR
WSE6125KAW			
Hydro.; Ser. No. 26979 & Before	71460041		6685BR
Hydro.; Ser. No. 26980 & After	71460064		6837BR
Deck Drive; Ser. No. 26979 & Before	71460036		6589BR
Eng. To Deck; Ser. No. 26980 & After	71460013		6839BR
Blade To Blade; Ser. No. 26980 & After	71460067		6855BR
WSE6125KCE			
Deck	71460036		6589BR
Hydro.	71460041		6685BR
WSES3617KAW; WSES3618KAWRE; WSES3619KAW; WSES3620KAW			
Hydro.	71460066		6820BR
Deck Drive	71460063		6838BR
WSES4217KAW; WSES4218KAWRE; WSES4219KAW; WSES4220KAW			
Hydro.	71460066		6820BR
Deck Drive	71460013		6839BR
WSES4819KAW; WSES4820KAW; WSES4823KAW; WSES4825KAW			
Hydro.	71460066		6820BR
Eng. To Deck	71460063		6838BR
Blade Drive	71460070		6822BR
WSES5219KAW; WSES5220KAW; WSES5223KAW; WSES5225KAW			
Hydro.	71460066		6820BR
Eng. To Deck	71460062		6675BR
Blade Drive	71460065		6823BR
WSPX4824KAW			
Hydro. Drive	71460064		6837BR
Eng. To Deck	71460123		6840BR
Blade Drive	71460070		6822BR
WSPX5224KAW			
Hydro. Drive	71460064		6837BR
Eng. To Deck	71460107		6866BR

Lawn & Garden Equipment

Belts for Riding Mowers

Lawn & Garden Equipment

Application	OEM No.	Standard Belts	Premium Belts
WRIGHT MANUFACTURING, INC. - Continued			
WSPX5224KAWE - Continued			
Blade Drive	71460065		6823BR
WSPX6126KAWE			
Hydro. Drive	71460064		6837BR
Eng. To Deck	71460071		6856BR
Blade Drive	71460067		6855BR
WSR3617KAWE; WSR3618KAWE; WSR3619KAWE; WSR3620KAWE			
Hydro.	71460066		6820BR
Deck Drive	71460063		6838BR
WSR4217KAWE; WSR4218KAWE; WSR4219KAWE; WSR4220KAWE			
Hydro.	71460066		6820BR
Deck Drive	71460013		6839BR
WSR4819KAWE; WSR4820KAWE; WSR4823KAWE; WSR4825KAWE			
Hydro.	71460066		6820BR
Eng. To Deck	71460063		6838BR
Blade Drive	71460070		6822BR
WSR5219KAWE; WSR5220KAWE; WSR5223KAWE; WSR5225KAWE			
Hydro.	71460066		6820BR
Eng. To Deck	71460062		6675BR
Blade Drive	71460065		6823BR
WSTX4824KAWE			
Hydro.	71460064		6837BR
Eng. To Deck	71460123		6840BR
Blade Drive	71460070		6822BR
WSTX5224KAWE			
Hydro.	71460064		6837BR
Eng. To Deck	71460107		6866BR
Blade Drive	71460065		6823BR
WSTX6126KAWE			
Hydro.	71460064		6837BR
Eng. To Deck	71460071		6856BR
Blade Drive	71460067		6855BR
WSZK5227KAWE; WSZK5231KAWE			
Blade Drive	71460065		6823BR
WSZK6131KAWE			
Eng. To Deck	71460040		6857BR
Blade Drive	71460067		6855BR
WZ4821KAWE; WZ4823KAWE; WZ4827KAWE			
Hydro.	71460074		6644BR
Blade Drive	71460070		6822BR
Blower	71460099		6711BR
WZ5223KAWE; WZ5225KAWE; WZ5227KAWE; WZ5231KAWE			
Hydro.	71460074		6644BR
Blade Drive	71460065		6823BR
Blower	71460099		6711BR
WZ6125KAWE; WZ6127KAWE; WZ6131KAWE			
Hydro.	71460074		6644BR
Blade Drive	71460067		6855BR
Blower	71460099		6711BR
YAMAHA			
YT3600			
Blade			6965
Deck	LB109		B106
YT6700			
Belt; W/68" Deck			6968
YT6800			
Belt; W/48" Deck			6966
Belt; W/68" Deck			6968
Blade	LB103		B100
Trans.; W/48" Deck	LA85		6885

Application	OEM No.	Standard Belts	Premium Belts
YANMAR			
GT14			
Fan & Alt.	121023		▲9335HD
Mid-Deck			
Belt; W/98" Belt O.C.			6998
YMR60 Mower			
Belt			6974
YARD MACHINES			
13A1660F000			
Drive - Upper	75404002		6618BR
Drive - Lower	75404001A		6969
Deck Drive	7540329A		6630BR
13A1760F700; 13A1762F029; 13A1762F229; 13A1762F700; 13A1762F729; 13A3760F700; 13A3762F700			
Drive - Upper	7540241A		6494BR
Drive - Lower	75404001A		6969
Deck	75404062		6774BR
13A3791G700			
Drive	75404074A		6414BR
Deck	75404060B		6776BR
13A6665H			
Cross Deck	7540440		6477BR
Eng.	7540280		6447BR
Eng. To Deck	7540439		6406BR
Trans.	7540370		6439BR
13A6695H			
Cross Deck	7540440		6477BR
Drive	7540349		6637BR
Eng. To Deck	7540439		6406BR
13AB560B			
Deck	7540264		6639BR
Eng.	7540241		6494BR
Trans.	7540240		6511BR
13AC560B			
Deck	7540264		6639BR
Eng.	7540241A		6494BR
Trans.	7540240		6511BR
13AC650F700			
Drive - Upper	75404002		6618BR
Drive - Lower	75404001A		6969
Deck Drive	7540329A		6630BR
13AC762F000			
Drive - Upper	7540241A		6494BR
Drive - Lower	75404001A		6969
Deck	75404062		6774BR
13AC762F020			
Drive - Upper	9540241A		6494BR
Drive - Lower	95404249A		6520BR
Deck Drive	95404062		6774BR
13AC762F729			
Drive - Upper	7540241A		6494BR
Drive - Lower	75404001A		6969
Deck	75404062		6774BR
13AE451F			
Deck	7540329A		6630BR
Eng.	7540280		6447BR
Trans.	7540281		6405BR
13AF685G700; 13AF688G722			
Drive - Upper	75404002		6618BR
Drive - Lower	75404001A		6969
Deck Drive	7540371A		6402BR
13AF695G700; 13AF698G722			
Drive	7540338		6877
Deck Drive	7540371A		6402BR
13AG688H722			
Drive - Upper	75404002		6618BR
Drive - Lower	75404001A		6969
Eng. To Deck	7540439		6406BR
Deck Drive	7540440		6477BR

▲ Standard Belt May Also Be Available.

Belts for Riding Mowers

Application	OEM No.	Standard Belts	Premium Belts
YARD MACHINES - Continued			
13AG695G			
Deck	7540371A		6402BR
Fan	7540441		6417BR
13AH660F			
Eng. To Deck	7540329A		6630BR
Eng. To V.S.	7540280A		6447BR
V.S. To Trans.	7540370		6439BR
13AH661F			
Eng. To Deck	7540329A		6630BR
Eng. To V.S.	7540280		6447BR
V.S. To Trans.	7540370		6439BR
13AH762F752			
Drive - Upper	7540241A		6494BR
Drive - Lower	75404001A		6969
Deck	75404062		6774BR
13AL450C			
Deck	7540445		6563BR
Eng.	7540280		6447BR
Trans.	7540281		6405BR
13AL660F			
Eng. To Deck	7540329A		6630BR
Eng. To V.S.	7540280		6447BR
V.S. To Trans.	7540370		6439BR
13AM475F			
Deck	7540329A		6630BR
Eng.	7540280		6447BR
Trans.	7540281		6405BR
13AM660F700			
Drive - Upper	75404002		6618BR
Drive - Lower	75404001A		6969
Deck Drive; W/38" Deck	7540329A		6630BR
13AM660G			
Eng. To Deck	7540371A		6402BR
Eng. To V.S.	7540280		6447BR
V.S. To Trans.	7540370		6439BR
13AM675G			
Eng. To Deck	9540371A		6402BR
Eng. To V.S.	9540280A		6447BR
V.S. To Trans.	7540370		6439BR
13AM685G000			
Drive - Upper	75404002		6618BR
Drive - Lower	75404001A		6969
Deck Drive	7540371A		6402BR
13AM762F052			
Drive - Upper	7540241A		6494BR
Drive - Lower	75404001A		6969
Deck	75404062		6774BR
13AM762G752			
Drive - Upper	7540241A		6494BR
Drive - Lower	75404001A		6969
Deck	75404060B		6776BR
13AM772F000; 13AM772F700			
Drive - Upper	7540241A		6494BR
Drive - Lower	75404001A		6969
Deck	75404062		6774BR
13AM772S000			
Drive - Upper	9540241A		6494BR
Drive - Lower	95404249A		6520BR
Deck Drive	95404060B		6776BR
13AM6660G700			
Drive - Upper	75404002		6618BR
Drive - Lower	75404001A		6969
Deck Drive	7540371A		6402BR
13AN475F			
Deck	7540329A		6630BR
Eng.	7540280		6447BR
Trans.	7540281		6405BR
13AN665G000			
Drive - Upper	75404002		6618BR
Drive - Lower	75404001A		6969
Deck Drive	7540371A		6402BR

Application	OEM No.	Standard Belts	Premium Belts
YARD MACHINES - Continued			
13AN695G			
Deck	7540371A		6402BR
Fan	7540441		6417BR
13AN771G729; 13AN771G731			
Drive - Upper	7540241A		6494BR
Drive - Lower	75404001A		6969
Deck	75404060B		6776BR
13AN771H729			
Drive - Upper	7540241A		6494BR
Drive - Lower	75404001A		6969
Eng. To Deck	75404142		6524BR
Spindle	7540349		6637BR
13AN772G000; 13AN772G029; 13AN772G229; 13AN772G700; 13AN772G729			
Drive - Upper	7540241A		6494BR
Drive - Lower	75404001A		6969
Deck	75404060B		6776BR
13AQ607H			
Cross Deck	7540349		6637BR
Drive	7540468		6556BR
P.T.O.; W/Electric P.T.O.	7540474		6480BR
P.T.O.; W/Man. P.T.O.	7540486		6502BR
Variable Speed	7540467		6606BR
13AQ665H			
Cross Deck	7540440		6477BR
Eng. To Deck	7540439		6406BR
Eng. To V.S.	7540280		6447BR
V.S. To Trans.	7540370		6439BR
13BC762F000			
Drive - Upper	9540241A		6494BR
Drive - Lower	95404249A		6520BR
Deck Drive	95404062		6774BR
13BN771G729			
Drive - Upper	7540241A		6494BR
Drive - Lower	75404001A		6969
Deck	75404060B		6776BR
13BQ607H000			
Drive - Upper	7540468		6556BR
Drive - Lower	7540467		6606BR
Deck Drive	7540349		6637BR
13CH660F000			
Drive - Upper	75404002		6618BR
Drive - Lower	75404001A		6969
Deck Drive	7540329A		6630BR
13RN772G029; 13RN772G229; 13RN772G729			
Drive - Upper	7540241A		6494BR
Drive - Lower	75404001A		6969
Deck	75404060B		6776BR
14AJ825P			
Cross Deck	7540291A		6641BR
Eng. To Deck	7540364		6482BR
Eng. To V.S.	7540280		6447BR
V.S. To Trans.	7540446		6605BR
14AS83AH			
Cross Deck	7540349		6637BR
Drive	7540461		6519BR
Eng.	7540350		6464BR
14AS825H			
Cross Deck	7540349		6637BR
Deck	7540350		6464BR
Drive	7540280		6447BR
Trans.	7540446		6605BR
YARD-MAN			
13AC76LF055			
Drive - Upper	95404265		6934
Drive - Lower	95404249A		6520BR
Deck Drive	95404062		6774BR
13AC762F755			
Drive - Upper	7540241A		6494BR
Drive - Lower	75404001A		6969
Deck Drive	75404062		6774BR

Lawn & Garden Equipment

Belts for Riding Mowers

Application	OEM No.	Standard Belts	Premium Belts
YARD-MAN - Continued			
13AD674G; 13AI674G			
Deck	7540371A		6402BR
13AJ694H			
Cross Deck	7540440		6477BR
Eng. To Deck	7540439		6406BR
Trans.	7540441		6417BR
13AM772G755			
Drive - Upper	7540241A		6494BR
Drive - Lower	75404001A		6969
Deck Drive	75404060B		6776BR
13AM772S055			
Drive - Upper	9540241A		6494BR
Drive - Lower	95404249A		6520BR
Deck Drive	95404060B		6776BR
13AN771G755			
Drive - Upper	7540241A		6494BR
Drive - Lower	75404001A		6969
Deck	75404060B		6776BR
13AN791G755			
Drive	75404074A		6414BR
Deck	75404060B		6776BR
13AN795S001			
Drive	95404252		6884
Deck Drive	95404060B		6776BR
13AO771H055			
Drive - Upper	7540241A		6494BR
Drive - Lower	75404001A		6969
Eng. To Deck	75404142		6524BR
Deck Drive	7540349		6637BR
13AO772G055			
Drive - Upper	7540241A		6494BR
Drive - Lower	75404001A		6969
Deck	75404060B		6776BR
13AO772H755			
Drive - Upper	7540241A		6494BR
Drive - Lower	75404001A		6969
Eng. To Deck	75404142		6524BR
Deck Drive	7540349		6637BR
13AO772S055			
Drive - Upper	9540241A		6494BR
Drive - Lower	95404249A		6520BR
Deck Drive	95404060B		6776BR
13AO785T055			
Drive - Upper	95404208		6941
Drive - Lower	9540467A		6606BR
Deck Drive	95404219		6651BR
13AP605H755			
Drive - Upper	7540468		6556BR
Drive - Lower	7540467		6606BR
Deck Drive	75404118		6777BR
13AP615P755			
Drive	7540461		6519BR
Deck Drive	75404048		6946BR
13AT604G701			
Drive - Upper	7540468		6556BR
Drive - Lower	7540467		6606BR
Deck Drive	7540498		6448BR
13AT604H701			
Drive - Upper	7540468		6556BR
Drive - Lower	7540467		6606BR
Deck Drive	7540349		6637BR
13AT605G755			
Drive - Upper	7540468		6556BR
Drive - Lower	7540467		6606BR
Deck Drive	75404060B		6776BR
13AT605H755			
Drive - Upper	7540468		6556BR
Drive - Lower	7540467		6606BR
Deck Drive	7540349		6637BR
13AU615P755			
Drive	7540461		6519BR

Application	OEM No.	Standard Belts	Premium Belts
YARD-MAN - Continued			
13AU615P755 - Continued			
Deck Drive	75404048		6946BR
13AX90YT001			
Drive - Upper	95404208		6941
Drive - Lower	95404267		6820BR
Deck Drive	95404219		6651BR
13AX605G755			
Drive - Upper	7540468		6556BR
Drive - Lower	7540467		6606BR
Deck Drive	75404045		6663BR
13AX615G055			
Spindle; W/42" Deck	75404045		6663BR
Drive	75404165		6519BR
13AX694G			
Deck	7540371A		6402BR
Drive; 1997	7540441		6417BR
Drive; 1998	7540349		6637BR
13AX694G401			
Drive	7540441		6417BR
P.T.O.	7540371A		6402BR
13BP605H755			
Drive - Upper	7540468		6556BR
Drive - Lower	7540467		6606BR
Eng. To Deck	75404122		6713BR
Deck Drive	7540349		6637BR
13BX605G755			
Spindle; W/42" Deck	75404045		6663BR
Drive - Upper	7540468		6556BR
Drive - Lower	7540467		6606BR
13RN772G055			
Drive - Upper	7540241A		6494BR
Drive - Lower	75404001A		6969
Deck	75404060B		6776BR
14AU844H			
Drive	7540446		6605BR
Eng.	7540350		6464BR
Trans.	7540349		6637BR
14AW834H			
Cross Deck	7540349		6637BR
Drive	7540461		6519BR
Eng.	7540350		6464BR
17AC2ACG055; 17AC2ACS055			
Trans.	95404043A	2580	
Deck Drive	95404137A		6684BR
17AF2ACP001			
Trans.	95404043A	2580	
Deck Drive	95404044A		6842BR
42"			
Drive; W/15 H.P. Eng.; Hydro. Model	7540441		6417BR
Drive; W/18 H.P. Eng.; Hydro. Model	7540441		6417BR
P.T.O.; W/15 H.P. Eng.; Hydro. Model	7540371A		6402BR
P.T.O.; W/18 H.P. Eng.; Hydro. Model	7540371A		6402BR
P.T.O.; W/15 H.P. Eng.; W/7-Speed			
Drive	7540371A		6402BR
46" Cut Hydro			
Blade; W/22 H.P. Eng.	7540349		6637BR
P.T.O.; W/22 H.P. Eng.	7540350		6464BR
50" Cut 14 Speed Hi-Lo Trans.			
Blade; W/22 H.P. Eng.	7540291		6641BR
P.T.O. To Deck; W/22 H.P. Eng.	7540364		6482BR
50" Cut Hydro			
Blade; W/22 H.P. Eng.	7540291		6641BR
Drive; W/22 H.P. Eng.	7540349		6637BR
P.T.O. To Deck; W/22 H.P. Eng.	7540364		6482BR
131-659F400; 131-704F400			
Belt; W/38" Deck	7540329A		6630BR
131-734G400			
Belt; W/42" Deck	7540373A		6973
Transaxle	7540372		6881
131-754F400			
Belt; W/38" Deck	7540329A		6630BR

Belts for Riding Mowers

Application	OEM No.	Standard Belts	Premium Belts	Application	OEM No.	Standard Belts	Premium Belts
YARD-MAN - Continued				YARD-MAN - Continued			
131-824H400				13251 - Continued			
Belt; W/46" Deck	7540349		6637BR	Trans.	7540188		6951
P.T.O.	7540350		6464BR	13402			
Transaxle	7540365		6798BR	Blade	7540188		6951
135-102TN7135				Drive	7540187	3240	
P.T.O.	7540443		6890	Trans.	7540136		6931
136A694F				13413			
Deck; W/Cast Aluminum Spindle	7540329A		6630BR	Blade	7540251		6809BR
Deck; W/Steel Spindle	7540433		6630BR	Drive	7540187	3240	
136X694G				Trans.	7540136		6931
Deck	7540371A		6402BR	13445			
140-107HG6140 Hydro				Blade	7540178	3820	6982
Drive	7540441		6417BR	Trans.	7540200		6848
P.T.O.	7540371A		6402BR	13501			
141-844H400				Belt; W/30" Belt O.C.	7540249		6930
Belt; W/46" Deck	7540349		6637BR	Belt; W/52" Belt O.C.	7540264		6639BR
3700-0				13504			
Blade	165143		6856	Belt; W/35" Belt O.C.	7540241		6494BR
Trans.	165160		6840	Belt; W/38" Belt O.C.	7540240		6511BR
3700-1				13511			
Blade	165143		6856	Belt; W/30" Belt O.C.	7540249		6930
Trans.	165181		6839	Belt; W/52" Belt O.C.	7540264		6639BR
3700-2				13513; 13514			
Blade	165143		6856	Deck	7540264		6639BR
Trans.	165160		6840	Transaxle; W/35" Belt O.C.	7540241		6494BR
3700-3				Transaxle; W/38" Belt O.C.	7540240		6511BR
Blade	165143		6856	13517			
Trans.	165181		6839	Deck; W/50" Belt O.C.	7540214		6850
3710-0				Deck; W/53" Belt O.C.	7540250	2530	6853
Blade	165143		6856	Transaxle; W/35" Belt O.C.	7540241		6494BR
Trans.	165160		6840	Transaxle; W/38" Belt O.C.	7540240		6511BR
3720-0				13518			
Blade	165159		6858	Belt; W/32" Deck; W/8 H.P. Eng.	7540347		6847BR
Trans.	165160		6840	Blade; W/8 H.P. Eng.	7540290		6847
3720-1; 3720-2; 3720-3				Transaxle; W/35" Belt O.C.; W/8 H.P. Eng.	7540241		6494BR
Blade	165183		6857	Transaxle; W/38" Belt O.C.; W/8 H.P. Eng.	7540240		6511BR
Trans.	165181		6839	13525			
3730-0				Blade	7540195		6854
Blade	165159		6858	Deck	7540195		6854
Trans.	165160		6840	Trans.	7540198		6451BR
3730-1; 3730-2; 3730-3				13525-9; 13526			
Blade	165183		6857	Deck	7540195		6854
Trans.	165181		6839	Trans.	7540198		6451BR
3760-0; 3760-1; 3770-0; 3770-1				13565			
Blade	165179		6978	Blade	7540271		6557BR
Trans.	165168		6837	13618; 13619; 13620			
3810-1				Deck	7540195		6969
Deck	7540206		6850	13625			
Drive	7540204		6867	Deck	7540195		6854
Trans.	7540204		6867	13631			
3810-1-6				Deck	7540195		6969
Trans.	7540204		6867	13637; 13655			
3950-1				Blade	7540329		6630BR
Blade	165161		6961	13665			
Trans.	165165		6867	Blade; W/12.5 H.P. Eng.	7540329		6630BR
3960-1				13698			
Deck	7540206		6850	Belt; W/69" Belt O.C.	7540145		6488BR
Drive	7540204		6867	Belt; W/85" Belt O.C.	7540266		6775BR
Trans.	7540204		6867	13699			
3960-1-6				Blade	7540271		6557BR
Trans.	7540204		6867	Trans.	7540266		6775BR
4050-1; 4060-1; 4080-1				13705			
Deck	7540208		6855	Deck	7540293		6501BR
Drive	7540207		6842	Drive	7540229		6852
4500-0; 4500-0-6				13720			
Alt./Gen.	7540169		7355	Trans.	7540248		6431BR
P.T.O.	7540165		6834	13720-0			
13251				Transaxle	7540248		6431BR
Deck	7540196		6830				

Belts for Riding Mowers

Application	OEM No.	Standard Belts	Premium Belts	Application	OEM No.	Standard Belts	Premium Belts
YARD-MAN - Continued				YARD-MAN - Continued			
13735				14995			
Blade	7540350		6464BR	Eng. To P.T.O.	7540234		6841
Transaxle; W/79" Belt O.C.	7540349		6637BR	138875A-8			
Transaxle; W/89" Belt O.C.	7540248		6431BR	Deck	1651066		6864
13745				Eng. To Deck	7540206		6850
Deck	7540293		6501BR	Transaxle	7540204		6867
Drive	7540230		6755BR	Farm Tractor Hydro Hi-Lo Trans			
Eng.	7540245	2590	6859	Blade; W/Woods Deck; W/22 H.P. Eng.	1469		B133
Trans.	7540255		6837	P.T.O.; W/22 H.P. Eng.	7540234		6841
13760				LT12-38			
Blade	7540250	2530	6853	Belt; W/38", 42" Deck	7540229		6852
Eng. To Input Drive	7540251		6809BR	LT14-42			
Eng. To J.S.	7540245		6859	Belt; W/38", 42" Deck	7540229		6852
J.S. To Hydro.	7540255		6837	Belt; W/46" Deck	7540350		6464BR
13770-0; 13770-8; 13770-9; 13775-8				LT18-46			
Deck	7540208		6855	Belt; W/36" Deck	7540167		6964
Drive	7540207		6842	YAZOO			
13780-0				FS60			
Drive	7540245		6859	Trans.			BX71
Transaxle	7540154		6837	PSG-48			
13785				Blade - Center	205046		6848
Blade; W/59" Belt O.C.; W/16 H.P. Eng.	7540245		6859	Blade - Wing	205053		6855
Blade; W/64" Belt O.C.; W/16 H.P. Eng.	7540350		6464BR	Drive	205074		6976
Deck	7540246		6354	PSG-60			
Eng. To Input Drive	7540247		6855	Drive	205074		6976
Eng. To J.S.	7540245		6859	PSG-60 RAD			
J.S. To Hydro.	7540255		6837	Blade - Center	205055		6958
Transaxle; W/37" Belt O.C.; W/16 H.P.				Blade - Wing	205061		6964
Eng.	7540255		6837	PSG-76			
Transaxle; W/79" Belt O.C.; W/16 H.P.				Drive	205074		6976
Eng.	7540349		6637BR	P.T.O. Trans.	205073		6976
13795; 13795-9				Trans.	205066		BX66
Blade	7540198		6451BR	Red Rider			
Trans.	7540207		6842	Deck Drive	205505		6629BR
13875-0; 13875-8; 13875-9				Trans.			6830
Deck	1651066		6864	YR-6-32			
Eng. To Deck	7540206		6850	Blade	205032	2320	
Transaxle	7540204		6867	Drive	205360		3V600
13885				Eng. To Deck	205353		3V530
Blade	1651066		6864	Trans.	205036		6838
Eng. To Blade	7540206		6850	YR-30			
Eng. To Trans.	7540204		6867	Blade	205353		3V530
14815				YR-32			
Blade; W/59" Belt O.C.; W/18 H.P. Eng.	7540245		6859	Deck; W/69" Belt O.C.	205469		6869
Blade; W/64" Belt O.C.; W/18 H.P. Eng.	7540350		6464BR	Deck; W/90" Belt O.C.	205390		3V900
Transaxle; W/40" Belt O.C.; W/18 H.P.				Gen.	205331		3V315
Eng.	7540244		6840	Long Wing	205035	2346	
Transaxle; W/79" Belt O.C.; W/18 H.P.				Short Wing	205026	2260	6826
Eng.	7540349		6637BR	Trans.	205065		BX65
14823				YR-36			
Eng.	7540245		6859	Blade - Center	205375		3V750
Trans.	7540255		6837	Blade - Left Wing	205024	2240	6824
14825				Blade - Right Wing	205034	2340	6834
Deck	7540246	2560	6354	Gen.	205331		3V315
Eng. To Input Drive	7540261		6856	Trans.; Early	205066		BX66
Eng. To J.S.	7540245		6859	Trans.; Late	205065		BX65
J.S. To Trans.	7540244		6840	YR-42			
14827				Blade - Wing	205141	3410	6941
Deck	7540275		6838	Trans.	205070		6973
Eng. To Input Drive	7540261	2560	6856	YR-48			
Eng. To J.S.	7540245		6859	Blade - Center	205380		3V800
J.S. To Trans.	7540244		6840	Blade - Wing	205144	2440	6844
14843				Trans.; W/73" Belt O.C.	205070		6973
Eng.	7540245		6859	Trans.; W/74" Belt O.C.	205071		BX71
Hydro.	7540177		6832	YR-60			
14916				Blade - Center; W/O Fixed Rear Wheels ..	205395		3V950
Eng. To J.S.	7540218		6959	Blade - Center; W/Fixed Rear Wheels ...	205390		3V900
J.S. To Trans.	7540211		6946	Blade - Wing	205356		3V560
14918				Trans.	205071		BX71
Eng. To Variable Speed	7540227		6963				
Variable Speed To Trans.	7540212		6945				

Belts for Riding Mowers

Application	OEM No.	Standard Belts	Premium Belts	Application	OEM No.	Standard Belts	Premium Belts
YAZOO - Continued				YAZOO/KEES - Continued			
YR-60 Rad.				ZKWQL48170			
Blade; W/55" Wing	205055		6958	Deck	103687		6732BR
Blade; W/61" Wing	205061		6964	Pump	103241		6735BR
Traction	205137		6940	ZKWQL48171; ZKWQL48182			
Trans.	205071		BX71	Pump	103241		6735BR
YR-76				ZKWQL48190			
Blade - Center; W/O Fixed Rear Wheels	205310		3V1000	Deck	103687		6732BR
Blade - Center; W/Fixed Rear Wheels	205390		3V900	Pump	103241		6735BR
Blade - Wing	205367		3V670	ZKWQL48191; ZKWQL48212			
Deck	205310		3V1000	Pump	103241		6735BR
Trans.	205071		BX71	ZMKW5222			
Wing Mower	205367		3V670	Hydro. Drive	574870901		7007BR
YR-76 Rad.				Deck Drive	539112335		6746BR
Blade; W/55" Wing	205055		6958	ZMKW6124			
Blade; W/61" Wing	205061		6964	Hydro. Drive	574870901		7007BR
Traction	205137		6940	ZPKW5426			
Trans.	205071		BX71	Hydro. Drive	573978301		6675BR
YZTK20				Deck Drive	574285901		6878BR
Blade; W/48" Blade			A100	ZPKW6029			
P.T.O.; W/48" Deck			6985	Hydro. Drive	573978301		6675BR
YZTK22				Deck Drive	522829601		6879BR
P.T.O.			6984	ZVHO52241			
YAZOO/KEES				Deck	104335		6760BR
ZEKH4220				Pump	104334		6756BR
Hydro. Drive	539110411		6755BR	ZVHO61241; ZVKE61260; ZVKE61261			
ZEKH42200				Deck	104336		6761BR
Hydro. Drive	539104334		6756BR	Pump	104334		6756BR
Deck Drive	539112334		6566BR	ZVKE72260; ZVKE72261			
ZEKH48240				Pump	104334		6756BR
Hydro. Drive	539104334		6756BR	ZVKH52230; ZVKH52231			
Deck Drive	539110832		6759BR	Deck	104335		6760BR
ZEKH52240				Pump	104334		6756BR
Hydro. Drive	539104334		6756BR	ZVKH61250; ZVKH61251; ZVKH61270;			
Deck Drive	539112335		6746BR	ZVKH61271			
ZELKH52250				Deck	104336		6761BR
Deck Drive	539114557		6597BR	Pump	104334		6756BR
ZELKH61251				ZVKH61273; ZVKH61303			
Deck Drive	539132002		6747BR	Hydro. Drive	539104334		6756BR
ZHDD61270; ZHDD61340				Deck Drive	539104336		6761BR
Deck	106340		6692BR	ZVKH72270; ZVKH72271			
ZHDD72340				Pump	104334		6756BR
Deck	104335		6760BR	ZVKH72303			
ZKH52223; ZKH52253				Hydro. Drive	539104334		6756BR
Deck	102903		6589BR	ZVKHL61230; ZVKHL61231			
Mule Drive	102548		6615BR	Deck	104336		6761BR
ZKH61253				Pump	104334		6756BR
Deck	102549		6783BR	ZVKW52230; ZVKW52231; ZVKW52250;			
Mule Drive	102548		6615BR	ZVKW52251			
ZKHP52233; ZKHP52253				Deck	104335		6760BR
Deck	102903		6589BR	Pump	104334		6756BR
Mule Drive	102548		6615BR	ZVKW52253			
ZKHP61253				Hydro. Drive	539104334		6756BR
Deck	102549		6783BR	Deck Drive	539104335		6760BR
Mule Drive	102548		6615BR	ZVKW61230; ZVKW61231; ZVKW61250;			
ZKW42170; ZKW42171; ZKW42172;				ZVKW61251			
ZKW42182				Deck	104336		6761BR
Deck	103240		6787BR	Pump	104334		6756BR
Pump	103241		6735BR	ZIPPER			
ZKW48170				Zipper-TS			
Pump	103241		6735BR	Blade			B120
ZKW52233				Blower			6849
Deck	102903		6589BR	P.T.O.	B50		6953
Mule Drive	102548		6615BR				
ZKW61233							
Deck	102549		6783BR				
Mule Drive	102548		6615BR				
ZKWQL42171; ZKWQL42182							
Deck	103240		6787BR				
Pump	103241		6735BR				

Lawn & Garden Equipment

Belts for Walk Behind Mowers

Order Belts by Our Number. Manufacturers' Part Number is shown for reference only.

Lawn & Garden Equipment

Application	OEM No.	Standard Belts	Premium Belts	Application	OEM No.	Standard Belts	Premium Belts
ACE HARDWARE				ACE HARDWARE - Continued			
12A-379B				70399 - Continued			
Drive	7540271		6557BR	Traction	7540121		6831
120-250				70400			
Drive	7540163		6828	Drive	7540126		6820
120-277; 120-279; 120-290				71261			
Belt	7540114	2240	6824	Belt	7540114	2240	6824
120-350				71281CL			
Drive	7540935	2310	6831	Blade	7540125		6428BR
121-280; 121-290; 121-292; 122-290; 122-292				71633			
Belt	7540114	2240	6824	Blade	7540144	3550	6955
122-690; 122-692				Traction	7540143		6728
Traction	7540239	2290	6829	72056			
123-290; 123-295				Traction	7540239	2290	6829
Belt	7540114	2240	6824	72425			
123-690				Drive	7540935	2310	6831
Traction	7540239	2290	6829	74065			
124-280; 124-290; 124-290A; 124-295A				Blade	7540264		6639BR
Belt	7540114	2240	6824	Primary Variator	7540241		6494BR
124-350				Secondary Variator	7540240		6511BR
Drive	7540935	2310	6831	500647			
124-364; 124-376				Drive	5006471	1380	6738
Traction	7540252		6833	ACER EASE			
125-230				003700			
Belt	7540242	2320	6832	Belt			6958
125-290; 125-295				C60K			
Belt	7540114	2240	6824	Belt			B124
126-214				H40B			
Drive	7540104		6832	Belt			6865
126-230				AGWAY			
Belt	7540242	2320	6832	52-1257; 52-1301			
126-270; 126-290; 126-290A				Traction	7540114	2240	6824
Belt	7540114	2240	6824	52-1306 Hi Wheel			
126-350				Belt			6843
Drive	7540935	2310	6831	52-1307 Hi Wheel; 52-1308 Hi Wheel			
126-367				Blade	7540109		6843
Drive	7540292		6826	Trans.	7540104		6832
126-560				52-1311; 52-1312; 82-0014; 82-0025; 82-0034			
Blade	7540326		6862	Traction	7540114	2240	6824
Traction	7540327		6928	82-0309			
127-212; 127-214; 127-216				Belt	7540126		6820
Drive	7540104		6832	82-0609			
127-322; 127-335				Belt	7540252		6833
Drive	7540163		6828	82-0631			
127-350				Traction	7540114	2240	6824
Drive	7540935	2310	6831	82-0632			
127-355; 128-250; 128-255				Belt	7540252		6833
Drive	7540163		6828	92-0304; 116-234; 120-274; 121-290; 122-290; 123-290			
128-275				Traction	7540114	2240	6824
Belt	7540114	2240	6824	AIR-ELECTRIC			
128-335				B20			
Drive	7540163		6828	Blade	B1		6839
128-350				C-12SP2 3/4			
Drive	7540935	2310	6831	Traction	SP2		6827
129-250; 129-335				AIRCAP			
Drive	7540163		6828	560B			
129-350				Blade	7540326		6862
Drive	7540935	2310	6831	2521; 9221; 9821			
70396A				Traction	10661		6840
Blade	7540109		6843	AP461P			
70398				Belt	538	1310	6731
Belt	7540114	2240	6824				
70399							
Blade	7540109		6843				
Drive	7540935	2310	6831				

Belts for Walk Behind Mowers

Application	OEM No.	Standard Belts	Premium Belts
AIRCAP - Continued			
AP462			
Belt	644	1350	6735
C-12SP2 3/4			
Drive	SP2		6827
CR461P			
Belt	538	1310	6731
CR462			
Belt	644	1350	6735
PM461P			
Belt	538	1310	6731
PM462			
Belt	644	1350	6735
ALDENS			
500-002 Hi Wheel			
Belt	7540109		6843
550-002 Hi Wheel			
Blade	7540109		6843
Trans.	7540104		6832
ALLIED HARDWARE			
110-500; 111-500; 112-500; 113-500; 114-500; 118-500			
Belt	7540116	2420	6842
120-560; 120-570			
Blade	7540144	3550	6955
Traction	7540143		6728
121-550			
Blade	7540109		6843
Drive	7540121		6831
122-550			
Blade	7540109		6843
Traction	7540242	2320	6832
122-690			
Belt	7540239	2290	6829
123-550			
Blade	7540109		6843
Drive	7540121		6831
123-690			
Belt	7540239	2290	6829
124-260; 124-290			
Belt	7540114	2240	6824
124-550			
Blade	7540109		6843
Drive	7540121		6831
125-290			
Belt	7540114	2240	6824
128-550			
Blade	7540109		6843
Drive	7540121		6831
AMERICAN HARDWARE			
150-518; 151-518; 152-518; 153-518; 154-518; 3736; 21863			
Belt	7540126		6820
33537			
Blade	7540274		6844
Drive	7540146		6833
36736			
Belt	7540126		6820
39509			
Belt	7540935	2310	6831
41632; 41633			
Trans.	7540252	2330	6833
Carlton 123-690			
Belt	7540239	2290	6829
Georgetown 122-292			
Belt	7540114	2240	6824

Application	OEM No.	Standard Belts	Premium Belts
AMERICAN HARDWARE - Continued			
Glenville 113-500			
Belt	7540116	2420	6842
Highland 122-570; Highland 123-570; Highland 124-570			
Blade	7540144	3550	6955
Trans.	7540143		6728
Middlebury 124-350			
Belt	7540935	2310	6831
Servistar 120-337			
Trans.	7540252	2330	6833
Servistar 120-350			
Belt	7540935	2310	6831
Westbrook 122-294; Westbrook 123-290; Westbrook 124-290; Westbrook 125-290			
Belt	7540114	2240	6824
AMERICAN HARDWARE SERVISTAR			
128-250			
Drive	7540163		6828
39509			
Drive	7540935	2310	6831
AMERICAN YARD PROD.			
3C402A; 3C402B; 3H402A; 3H402B; 3H402C; 3M402A; 3M402B; 3M402C; 3P402A; 3P409B			
Drive	137078		6460BR
4C472A; 4C472B; 4E482A; 4E482B; 4H472A; 4H472B; 4H472C; 4H472D; 4H472F; 4H473A			
Drive	137078		6460BR
4H473B; 4H473C; 4H482A; 4M472A; 4M472C; 4P472A; 4V582A; 4V582B; 917.372800; 917.372850			
Drive	137078		6460BR
3232A59; 3256A59; 4258A59; 5155A59; 5255A59; ABP841A; AN4H479A; AN4H479B; AN7T909A; AN7T909B			
Drive	137078		6460BR
AP50E; AYP1155A69; AYP1232A69; AYP2256A69; AYP3232A49; AYP3232A59; AYP3232A69; AYP3256A49; AYP3256A59; AYP3256A69			
Drive	137078		6460BR
AYP3256B49; AYP4258A49; AYP4258A59; AYP5155A49; AYP5155A59; AYP5155A69; AYP5255A59; BM4H479B; BM4M479A; BM4Z411A			
Drive	137078		6460BR
BP256B; BP256C; BP575A; BP575B; CD4H472A; CD4H472B; CD4H472C; CP3R402A; CP4S486A; CP4S486B			
Drive	137078		6460BR
CP90A; CPP50B; CPP55A; CT50A; CT50B; CT75A; CT75B; CT75C; CT905A; CT905B			
Drive	137078		6460BR
CT905C; CT905D; ENM5604A; ESRB2255A; EZ4H479A; EZ4H479B; GM3E402A; GM3R402A; GM4H472A; GM4H472B			
Drive	137078		6460BR
HD3T402A; HD3T402B; HD4I486A; HD4T586A; HD7I402A; HD7I402B; HD7T402A; HD7T402B; HD8I186B; HD8I486A			
Drive	137078		6460BR
HD8I486B; HD8I486C; HD8I486D; HD8I486E; HM3C409A; HM3M401A; HW906B; HW906C; HW906D; HWRB2255A			
Drive	137078		6460BR

Lawn & Garden Equipment

Belts for Walk Behind Mowers

Lawn & Garden Equipment

Application	OEM No.	Standard Belts	Premium Belts	Application	OEM No.	Standard Belts	Premium Belts
AMERICAN YARD PROD. - Continued				ARIENS - Continued			
HWRB2255B; HWSDSP225B; HWSP2525A; HWSP2525B; HWSP2525C; KRBS2255; MJC7S402A; MJC85B; MJC85C; MJC86A Drive137078			6460BR	911054; 911055; 911056; 911057; 911058; 911059; 911060; 911061; 911062; 911063 Blade72171			6689BR
MJC86B; MJC86C; MJC86D; MJC455A; MJC455B; MJC9656RA; RBSP225A; RBSP225B; RBSP225C; RBSP225D Drive137078			6460BR	911064; 911065; 911068; 911069; 911070; 911071; 911072; 911073 Blade72171			6689BR
RBSP225E; RBSP225F; RBSP225QA; RE3H402A; RE4H472A; SDSP224A; SDSP224QA; SDSP224QB; SDSP224QC; SDSP2245A Drive137078			6460BR	911271 Drive07200114			6736
TAP50B; TAP50C; TAP50D; TAP50E; WE3E402A; WE3M402A; WE4H476A; WE4H476B; WE7S402A; WE7S402B Drive137078			6460BR	911311; 911312; 911313; 911314; 911315; 911316; 911317; 911318; 911319 Blade72171			6689BR
WE464SA; WE640SB; WE642SA; WE645SB; WE646SA; WE646SB; WE647SA; WE651SHA; WE651SHB; WE652SHA Drive137078			6460BR	911410 Eng. To Deck07243300 Blade Drive07234300			6674BR 6809BR
WE652SHB; WE653SHA; WE944RA; WE944RB; WE960RA; WE961RA; WE962RA; WE963RA; WE964RA; WE965RB Drive137078			6460BR	911468; 911469; 911470; 911471; 911472; 911473 Blade72171			6689BR
WE966RA; WE966RB; WE967RHB; WE969RA; WE975REB; WE976REA; WE976REB; WE977REA; WE983RA; WE986RA Drive137078			6460BR	Classic LM21 S; Classic LM21 SW Drive07217100			6689BR
WE986RB; WE986RC; WE6445SA; WE6445SB; WE6445SC; WE6452SA; WE6452SB; WE6452SC; WE6452SD; WE6502SHA Drive137078			6460BR	LM Models Drive72138			6733
WE9652RA; WE9652RB; WE9656RA; WE9656RB; WE9656RC; WE9656RD; WE9752REA; WE9756RA; WE9756REA; WE9756REB Drive137078			6460BR	Professional Walk 36GR Deck00201010			6815BR
WE9756REC; WET975REA; WET975REB; X252B; Y4K482A; Y4W482A; Y4X482A; Y7K402A; Y7L909A; Y7W402A Drive137078			6460BR	Professional Walk 48GR Eng. To Deck07200533 Blade DriveD38019			6812BR 6993BR
Y7X402A; Y8K472A; YSC4K482A; YSC4K482B; YSC4K482C; YSC4K482D; YSC7K402A; YSC7K402B; YSC7K402C; YSC7K402D Drive137078			6460BR	Wide Area Walk 34 Eng. To Deck07243300 Blade Drive07234300			6674BR 6809BR
YSC8K472A; YSC8K472C; YSC8K472D Drive137078			6460BR	ATLAS			
ARIENS				718R; 721R Belt1074			6829
907254 Blade72171			6689BR	BW100 Belt; W/48" Belt O.C. Belt; W/50" Belt O.C.			6848 3V500
911005; 911006; 911007; 911008; 911009; 911010; 911011; 911012; 911013; 911014 Traction72138			6733	EHP22B; H20SP; H22SP Drive10717			6730
911015; 911016; 911017; 911018; 911019; 911020; 911023; 911024; 911026; 911027 Traction72138			6733	HD99; HD100; HD100A; HD200; HD200A; HD300; HD300A Belt10712			6831
911028; 911029; 911030; 911031; 911032 Traction72138			6733	HP20; HP22; HP22A; HP22B Drive10717			6730
911033; 911034; 911035; 911036; 911037; 911038; 911040; 911041; 911042; 911043 Blade72171			6689BR	L22G5; L22GP8 BladeL115 2410 Drive; W/18" Belt O.C.218 2180 Drive; W/25" Belt O.C.219 2250			6841 6818 6825
911044; 911045; 911046; 911047; 911048; 911049; 911050; 911051; 911052; 911053 Blade72171			6689BR	M20G3; M20GP5 BladeM115 2380 Drive; W/18" Belt O.C.218 2180 Drive; W/25" Belt O.C.219 2250			6838 6818 6825
				M110; M110A Blade10718			2430
				M310; M310A Blade10718 2430 Drive10719 2280			
				M2100 Blade10718			2430
				M2170; M2171 Blade10718 2430 Drive10719 2280			
				NHP22B Drive10717			6730
				RL18; RL18A; RL21; RL21A Belt1074			6829
				SB19G3 Blade219		2250	6825

Belts for Walk Behind Mowers

Lawn & Garden Equipment

Application	OEM No.	Standard Belts	Premium Belts	Application	OEM No.	Standard Belts	Premium Belts
ATLAS - Continued				AUTOMOTIVE ASSOCIATES - Continued			
SP22; SP22A; SP22AA; SP22AW; SP22B; SP223; SP300A				127-350; 127-355			
Belt	1071	1290	6729	Belt	7540163		6828
AUTOMOTIVE ASSOCIATES				127-550			
115-500				Blade	7540109		6843
Belt	7540109		6843	Drive	7540177		6832
118-500				128-220; 128-241			
Belt	7540116	2420	6842	Belt	7540242	2320	6832
120-220				128-272			
Belt	7540242	2320	6832	Belt	7540114	2240	6824
120-270; 120-272				128-451			
Belt	7540114	2240	6824	Belt	7540935	2310	6831
120-550				128-550; 128-552			
Blade	7540109		6843	Blade	7540109		6843
Traction	7540121		6831	Traction	7540121		6831
121-220				129-220; 129-240			
Belt	7540242	2320	6832	Belt	7540242	2320	6832
121-290; 121-292				129-270			
Belt	7540114	2240	6824	Belt	7540114	2240	6824
121-550				154-510; 154-520; 156-510; 156-520			
Blade	7540109		6843	Belt	7540100	2180	6818
Traction	7540121		6831	BIGDOG MOWERS			
122-280; 122-290				T-36			
Belt	7540114	2240	6824	Hydro. Pump	601838		6734BR
122-550				Deck Drive			
Blade	7540109		6843		601786		6709BR
Traction	7540121		6831	T-48			
122-690				Pump Drive			
Belt	7540239	2290	6829		793836		6847BR
123-220				Deck Drive			
Belt	7540242	2320	6832		601969		6918BR
123-270; 123-280; 123-290				T-54			
Belt	7540114	2240	6824	Pump Drive	793836		6847BR
123-550				Deck Drive			
Blade	7540109		6843		601788		6646BR
Traction	7540121		6831	BILLY GOAT INDUSTRIES			
123-693				HP3400			
Belt	7540239	2290	6829	Transaxle	521122		6833
124-280; 124-290				Blade Drive			
Belt	7540114	2240	6824		521112		6960
124-350				HW650SP			
Belt	7540163		6828	Drive	510138	1320	
124-550				Blade Drive			
Blade	7540109		6843		510139	3560	
Traction	7540121		6831	HW651HSP; HW651SP			
124-690				Traction			
Belt	7540239	2290	6829		510138	1320	
125-280; 125-290				Blade Drive			
Belt	7540114	2240	6824		510139	3560	
125-350				BLACK & DECKER			
Belt	7540163		6828	U-173; U-273			
125-550				Belt			
Blade	7540109		6843		62398		6183
Drive	7540177		6832	BLACK, SIVALLS AND BRYSON			
Traction	7540121		6831	18R31C-LP; 18R31C-V; 18R31C-W; 18R31LP;			
126-241				18R31V; 18R31W; 18R41-MK; 18R41-MM;			
Belt	7540242	2320	6832	21R31C-LP; 21R31C-W			
126-270; 126-280; 126-290				Belt			
Belt	7540114	2240	6824		27411	2240	6824
126-350				21R31-LP; 21R31V; 21R31W; A18R41;			
Belt	7540163		6828	A18R631; A21R41			
126-500				Belt			
Belt	7540109		6843		27411	2240	6824
126-550				A21SP-631; ASP-141			
Blade	7540109		6843	Belt	6A73002	2360	6836
				HW-451-MK			
				Belt	6A73003	2340	6834
				Lasp-141			
				Belt	6A73001	2350	6835
				LSP-1X51-MK			
				Belt	6A73002	2360	6836
				LSP-131-LP; LSP-131-W			
				Belt	6A73003	2340	6834
				LSP-141-LP; LSP-141-W; LSP-1051-MM			
				Belt	6A73001	2350	6835
				LSP-1052-MM			
				Belt	6A73002	2360	6836

Belts for Walk Behind Mowers

Application	OEM No.	Standard Belts	Premium Belts	Application	OEM No.	Standard Belts	Premium Belts
BLACK, SIVALLS AND BRYSON - Continued				BOBCAT - Continued			
LSP-1052-WO				933006			
Belt	6A73001	2350	6835	Gear Box	2721796		7008BR
SP-1X51-MK				Blade Drive	4128848		6814BR
Belt	6A73004	2370	6837	Trans.	38212		6436BR
SP-132-LP; SP-132-V; SP-132-W; SP-141-M; SP-142-LP; SP-142-W				933007; 933007G			
Belt	6A73002	2360	6836	Gear Box	2721796		7008BR
BLUE GRASS				Trans.	38212		6436BR
124-364				Deck Drive	4128848		6814BR
Traction	7540252		6833	933301; 933302			
B280-4				Eng. To Deck	2721478		6702BR
Belt	7540114	2240	6824	Blade Drive	2721477		6823BR
BG18BSP9; BG18SP; BG18SP8; BG18WSP; BG21DSP9; BG21SP8; BG21WSP				Hydro.	2721642		7011BR
Belt	GRP82		6723	933305; 933305G; 933307; 933307G; 933330; 933331; 933331G			
BG61GS; BG63GP; BG63GPA				Hydro.	2721642		7011BR
Belt	17137	2170	6817	Eng. To Deck	2721478		6702BR
BG65SP; BG66SP; BG69SPE; BG70SP				Blade Drive	2721477		6823BR
Belt	17138	2230	6823	934006			
BG290SP-D; BG294-4				Gear Box	2721796		7008BR
Belt	7540114	2240	6824	Blade Drive	4128718		6688BR
BG618SPD; BG621SP; BG621SPD				Trans.	38212		6436BR
Belt	GRP82		6723	934007; 934007G			
BG5318 DR; BG5318A; BG5321 DR; BG5321A; BG5918; BG5921; BG6118; BG6118H; BG6121; BG6121H				Gear Box	2721796		7008BR
Belt	17137	2170	6817	Blade Drive	4128718		6688BR
BR18GS; BR61GS; PG66AP				Trans.	38212		6436BR
Belt	17137	2170	6817	934300; 934300G			
W3-1720; W3-1820-73				Gear Box	2721796		7008BR
Belt	1230	2400	6840	Trans.	38212		6436BR
W3-1820SP-73				Deck Drive	4128718		6688BR
Blade	1242	2340	6834	934301			
W3-1822-73				Blade Drive	128110		6615BR
Belt	1237	2440	6844	Hydro.	2721642		7011BR
W3-1822SP-73				934302; 934306; 934306G; 934307; 934307G; 934330; 934332; 934332G			
Blade	1236	2390	6839	Hydro.	2721642		7011BR
W3-1830SP-73				Blade Drive	128110		6615BR
Blade	1231		6872	935301			
W7-BG290SP				Eng. To Deck	2722570		6644BR
Belt	7540114	2240	6824	Blade Drive	2188176		6574BR
W7-BG335SP				Hydro.	2721642		7011BR
Trans.	7540163		6828	935302; 935308; 935308G; 935309; 935309G; 935330; 935333; 935333G			
BOBCAT				Hydro.	2722570		6644BR
21" SP Mower				Blade Drive	2188176		6574BR
Wheel Drive	78030N		6435BR	936600			
48" Hydro Mower				Hydro.	2721642		7011BR
Deck	38440		6702BR	Blade Drive	128110		6615BR
48" SD Mower				936601			
Eng. To Deck	38442		6527BR	Hydro.	2721642		7011BR
121-4SP ZIC				Blade Drive	2188176		6574BR
J.S. To Wheel Drive	78031N		6433BR	936602			
930300; 930301; 930302; 930303; 930304; 930306; 930307; 930309; 930310				Hydro.	2721642		7011BR
Hydro.	2308052		6529BR	Blade Drive	128003		6485BR
932006				Gear Mower			
Gear Box	2721796		7008BR	P.T.O.	38330		6644BR
Blade Drive	2721255		6812BR	Trans.; New Style	128099		6528BR
Trans.	2721477		6823BR	Wheel Drive; W/Variable Speed Drive; W/36", 48" Deck	38249		6813BR
932007; 932007G				Wheel Drive; W/5-Speed Drive; W/36", 48" Deck	38212		6436BR
Gear Box	2721796		7008BR	Hydro Mower			
Trans.	2721477		6823BR	P.T.O.	38330		6644BR
Deck Drive	2721255		6812BR	Trans.	2308052		6529BR
				M18-4TX; M18-35B; M21-4B			
				Drive	38017		6944
				M21-4SP; M21-4TC			
				J.S. To Wheel Drive	78031N		6433BR
				M21-4TX; M21-5HD			
				Drive	38017		6944
				M21-35B; M21-ESP; M21-SP			
				J.S. To Wheel Drive	78031N		6433BR
				M32-10			
				Blade	38075		6982

Belts for Walk Behind Mowers

Lawn & Garden Equipment

Application	OEM No.	Standard Belts	Premium Belts	Application	OEM No.	Standard Belts	Premium Belts
BOBCAT - Continued				BOBCAT - Continued			
M32-10 - Continued				XM3203; XM3204			
Traction	38017		6944	Drive	38017		6944
Variable Speed	38016		6936	XM3205			
M32-11				Wheel Drive	38017N		6429BR
Blade	38111		6814BR	XM3601; XM3602			
Spindle	38031		6952	Variable Speed	38016N		B33
Traction	38017		6944	XM3605; XM3606; XM3611			
Variable Speed	38016		6936	Wheel Drive	38017N		6429BR
M32-12; M32-12KA				XM3620; XM4801; XM4802			
Drive	38017		6944	Variable Speed	38016N		B33
Variable Speed	38016N		B33	XM5402; XM5403			
M32R				Blade	38030N		6703BR
Drive	38017		6944	Variable Speed	38016N		B33
M36				XM5480			
Blade; W/83" Belt O.C.	38275		6705BR	P.T.O.	38030N		6703BR
Blade; W/91" Belt O.C.	38234		6704BR	XT2030			
Wheel Drive	38212		6436BR	Deck	S81B110		B110
M36-10				Main Drive	S81B043		6946
Blade	38075		6982	BOLENS			
Traction	38017		6944	433A; 433C; 433C01			
Variable Speed	38016		6936	Belt	1108454	2210	6821
M36-11				438B; 438B01; 441B; 441B01			
Blade	38111		6814BR	Belt	1108453	2200	6820
Spindle	38031		6952	443C01; 448B			
Traction	38017		6944	Belt	1108454	2210	6821
Variable Speed	38016		6936	448B01			
M36-12				Belt	1108453	2200	6820
Drive	38017		6944	451A			
M48				Belt	1108454	2210	6821
Wheel Drive	38212		6436BR	451B01; 6451			
M48-1				Belt	1108453	2200	6820
Blade	38111		6814BR	6451-02			
Spindle	38031		6952	Belt	1108454	2210	6821
Traction	38017		6944	6544			
Variable Speed	38016		6936	Drive	1723661		6741
M48-11				8324			
Blade - Left	38030		6993	Belt	1894063	1280	6728
Blade - Right	38031		6952	8325-01; 8335-01; 8335-02; 8337-01; 8337-02;			
Traction	38017		6944	8337-03			
Variable Speed	38016		6936	Belt	1894272		6735
M48-12				8341-01			
Drive	38017		6944	Belt	1894335		6736
M48-16				8341-02; 8341-03; 8341-04			
Spindle - Center & Left	38030		6993	Belt	1894272		6735
Spindle - Center & Right	38031		6952	8342-01			
Traction	38017		6944	Belt	1894335		6736
M48-16A				8342-02; 8342-03; 8342-04			
J.S. To Wheel Drive	78031N		6433BR	Belt	1894272		6735
Variable Speed	38016		6936	8343-01; 8343-02; 8343-03; 8344-01			
M54-12KA				Belt	1894335		6736
Blade; W/82" Belt O.C.	38039N		6573BR	8344-02; 8344-03			
Blade; W/93" Belt O.C.	38030N		6703BR	Belt	1894272		6735
Variable Speed	38016		6936	8343-01; 8343-02; 8343-03; 8344-01			
MS21-4SP				Belt	1894335		6736
J.S. To Wheel Drive	78031N		6433BR	8344-02; 8344-03			
SM3211				Belt	1894272		6735
Blade Drive	38111		6814BR	8444; 8544; 8545; 8548; 8554; 8555; 8556;			
SM4805; SM4806				8643; 8644; 8645			
Wheel Drive	38017N		6429BR	Drive	1723661		6741
SM5400; SM5401				8648; 8649; 9544; 9545; 9644; 9645			
Belt	38030N		6703BR	Drive	1723661		6741
TR12B; TR15B				BRAVE INDUSTRIES			
Drive To Gear Box	108173		6927	Warrior			
Float Unit Reel; W/50" Belt O.C.	108162		6950	Belt			6958
High Speed Reel; W/46" Belt O.C.	108024		6946	Eng. To Deck		2640	
Reel Drive; W/52" Belt O.C.	108025		6952	BRISTERS THUNDER KARTS			
XD5001; XD5002				High Wheel Champ B-22			
Deck; Ser. No. 1185 & After	S81B110		B110	Spindle; W/4 H.P. Eng.			6860
Main Drive; Ser. No. 1210 & After	S81B043		6946	Traction; W/4 H.P. Eng.			6833

Belts for Walk Behind Mowers

Lawn & Garden Equipment

Application	OEM No.	Standard Belts	Premium Belts
BRISTERS THUNDER KARTS - Continued			
High Wheel Champ B-24; S/P 24; S/P 26			
Spindle; W/5 H.P. Eng.			6862
Traction; W/5 H.P. Eng.			6835
S/P-22			
Spindle; W/4 H.P. Eng.			6860
Traction; W/4 H.P. Eng.			6833
BROUWER			
Center Reel; Left Reel; Right Reel			
Drive16C1700			6967
Vertical Mower			
Drive; W/71" Belt O.C.			BX68
Drive; W/81" Belt O.C.			6981
BUNTON			
22SFP			
DriveG851			6832
24			
BladeL19			6836
Eng. To VariatorL148			6828
Eng. To DeckL21			6839
TractionL20			6837
24JR			
BladeH121			6854
TractionL19			6836
25 Elite			
Traction			6944
28			
BladeL21			6839
Eng. To VariatorL148			6828
Eng. To DeckL643			6850
TractionL619			6944
32			
Eng. To DeckL511			6954
TractionL619			6944
32" Walk Behind Mower			
Eng. To BladePL0511			6590BR
36			
BladeL643			6850
TractionL619			6944
36" Walk Behind Mower			
Eng. To BladePL0511			6590BR
Wheel DrivePL4275			6466BR
36HR			
BladeL643			6850
TractionL619			6944
48" Walk Behind Mower			
Wheel DrivePL4275			6466BR
52			
BladeL643			6850
TractionL619			6944
52" Walk Behind Mower			
Wheel DrivePL4275			6466BR
52HR			
BladeL643			6850
TractionL619			6944
154814BV			
TractionPL8153			6947
630301; 630304; 630306; 630307; 630310			
Hydro. Drive2308052			6529BR
632006			
Gear Box2721796			7008BR
Trans.2721477			6823BR
Deck Drive2721255			6812BR
633006			
Gear Box2721796			7008BR
Trans.38212			6436BR
Deck Drive4128848			6814BR
633301; 633302; 633330			
Hydro. Drive2721642			7011BR

Application	OEM No.	Standard Belts	Premium Belts
BUNTON - Continued			
633301; 633302; 633330 - Continued			
Eng. To Deck2721478			6702BR
Blade Drive2721477			6823BR
634006			
Gear Box2721796			7008BR
Trans.38212			6436BR
Deck Drive4128718			6888BR
634301; 634302; 634330			
Hydro. Drive2721642			7011BR
Blade Drive128110			6615BR
635301; 635302; 635330			
Hydro. Drive2721642			7011BR
Eng. To Deck2722570			6644BR
Blade Drive2188176			6574BR
B24			
BladePL0019			6836
DrivePL0020			6837
Eng.PL0148			6828
Eng. To DeckPL0021			6838
B28			
BladePL0021			6838
DrivePL0619			6429BR
Eng.PL0148			6828
Eng. To DeckPL0643			6553BR
B32L-8J			
TractionPL0619			6429BR
B36			
BladePL0643			6553BR
DrivePL0619			6429BR
Eng. To DeckPL0661			6958
B36-11BIC			
BladePL0643			6553BR
Trans.PL0848			6940
Wheel DrivePL0619			6429BR
B48-125K			
TractionPL0619			6429BR
B52			
BladePL0643			6553BR
Eng. To DeckPL0861			6946
TractionPL0619			6429BR
B52T-11H			
BladePL0643			6553BR
Mower DrivePL0661			6958
Trans.PL0848			6940
Wheel DrivePL0619			6429BR
BP2L-1250N			
TractionPL0619			6429BR
BRC48			
TractionPL8002			6944
G36T1250N; G36T5011			
TractionPL8153			6947
CARTER BROS. MFG.			
500-22 Series			
BladeM610			6835
500-24 Series			
Blade			6837
DriveM308			6844
700-22			
BladeM611			6935
DriveM309			6842
700-24			
BladeM613			6937
DriveM309			6842
H.W. E-Z MO			
DriveM308			6844
CAUDLE MFG. CO			
35SPH; Star Clipper			
Belt540		1300	6730

Belts for Walk Behind Mowers

Application	OEM No.	Standard Belts	Premium Belts
COAST TO COAST			
45-2029			
Belt	7540252		6833
120-270; 120-272; 121-282; 121-290; 121-292; 122-250; 122-280; 122-290			
Belt	7540114	2240	6824
122-690; 122-692			
Belt	7540239	2290	6829
123-280; 123-290			
Belt	7540114	2240	6824
123-690			
Belt	7540239	2290	6829
124-224			
Belt	7540242	2320	
124-280; 124-290; 124-295; 338-2827; 338- 2835; 338-3122; 338-3130			
Belt	7540114	2240	6824
338-3320			
Belt	7540239	2290	6829
338-3338			
Belt	7540114	2240	6824
481-0248			
Belt	7540252		6833
481-0404			
Belt; W/33" Belt O.C.	7540146	2330	6833
Belt; W/44" Belt O.C.	7540274	2440	6844
481-0412; 481-0503; 481-0529			
Belt	7540114	2240	6824
481-0560			
Belt	7540239	2290	6829
481-1550			
Belt	7540114	2240	6824
481-1576			
Belt	7540239	2290	6829
481-2137			
Belt	7540114	2240	6824
481-2152; 481-2160			
Drive	7540935		6831
481-2186			
Deck	7540109		6843
Drive	7540177		6832
481-3572			
Belt	1651020	2180	
COLUMBIA PRODUCTS			
122-290			
Belt	7540114	2240	6824
122-343			
Belt	7540252		6833
122-550			
Blade	7540177		6832
Drive	7540109		6843
122-570			
Blade	7540267		6859
351-4			
Belt	7540935	2310	6831
551-3			
Blade	7540109		6843
Drive	7540143		6728
691-2; 691-3			
Belt	7540239	2290	6829
691-4			
Belt	7540129	3440	6944
697-2; 697-3			
Belt	7540239	2290	6829

Application	OEM No.	Standard Belts	Premium Belts
COOPER			
110N22; 110N32; 118N12; 118N22; 120N22; 120N32; 128N12; 128N22			
Clutch		2240	6824
CRUSADER			
C230			
Traction	7540242		6832
C270			
Traction	7540114		6824
CTL CORPORATION			
Frontrunner			
Hydro.			AX26
P.T.O.			AX35
CUB CADET			
933E			
Drive	1770334		6871BR
Eng. To Deck	1769767		6559BR
4815F; 4816F			
Deck	7543053		6781BR
P.T.O.	7543066		6865BR
Pump	7540244		6840
5418F			
Deck	7543045		A120
P.T.O.	7543066		6865BR
Pump	7540244		6840
5521			
Drive	01002700		6733
CC 46			
Drive	9540637A		6673BR
CC 94; CC 98			
Drive	9540460		6739
CC 550			
Drive	95404158		6460BR
CC 760			
Trans.	95404145A		6864
P.T.O.	95404139		6976BR
CC 949; CC 989; CC 997 ES			
Drive	7540460		6739
CC 999			
Drive	9540460		6739
G1236			
Deck Drive	00050441		6573BR
G1548			
P.T.O.	00021947		6614BR
Blade Drive	00050480		6864BR
G1752			
P.T.O.	00068079		6816BR
Blade Drive	00068093		7040BR
H1536			
Deck Drive	00050441		6573BR
H1748			
P.T.O.	00021947		6614BR
Blade Drive	00050480		6864BR
H1952			
P.T.O.	00068079		6816BR
Blade Drive	00068093		7040BR
Highwheel Rotary			
Drive; W/26" Mower	7540326		6862
SC300 HW			
Drive	95404260		6734
SC500 EZ; SC500 HW; SC500 Z			
Drive	95404282		6731
DEINES			
40-3TD; 48TD			
Blade	400180		6898
Deck	400288		6866

Lawn & Garden Equipment

Belts for Walk Behind Mowers

Lawn & Garden Equipment

Application	OEM No.	Standard Belts	Premium Belts
DEINES - Continued			
50TD			
Blade	300601		A100
Deck	400288		6866
60TD			
Blade	400181		A136
Deck	300254		6862
60TD-2			
Blade	400945		6868
Deck	400288		6866
72TD			
Blade	400923		6876
Deck	400288		6866
1400			
Vacuum Attachment; W/40" Deck	400650		6831
Vacuum Attachment; W/50" Deck	200519		6835
1800			
Drive; W/60" Deck; W/68" Belt O.C.	400945		6868
Drive; W/66" Belt O.C.	400288		6866
Vacuum Attachment; W/40" Deck	400650		6831
Vacuum Attachment; W/48" Deck	400123		6840
Vacuum Attachment; W/50" Deck	200519		6835
2000			
Drive	400288		6866
Vacuum Attachment; W/48" Deck	400123		6840
Dy-Na-Mo			
Trans.	700123		6935
Dy-Na-Mo 36			
Blade	700136		6988
Drive	700123		6935
Traction	700105		6944
Dy-Na-Mo 40			
Deck; W/47" Belt O.C.	700509		6847
Deck; W/90" Belt O.C.	700508		6890
Dy-Na-Mo 40-2			
Blade; W/47" Belt O.C.	700509		6847
Blade; W/90" Belt O.C.	700508		6890
Drive	700123		6935
Traction	700105		6944
Dy-Na-Mo 50			
Blade	700531		6851
Deck	700532		6894
Drive	700123		6935
Traction	700105		6944
DILLE & MCGUIRE			
2418			
Belt	BE118	2230	6823
2424			
Belt	11253	2440	6844
2429			
Belt	7591B	1360	6736
A02100 Grassgroomer			
Belt	BE118	2230	6823
HW22			
Belt	9657B	2390	6839
RPH21 Turfmaster; RPJ21 Turfmaster; RRH21 Turfmaster			
Belt	BE118	2230	6823
SPC22			
Belt	BE112	2400	6840
SPF22			
Belt	7591B	1360	6736
Turfmaster 21"			
Belt	WM382	3230	6923
Turfmaster King			
Belt; W/18", 21" Deck	GRP82	1230	6723
Belt; W/22" Deck	BE112	2400	6840
WM21; WMA21; WMB21; WMC21			
Belt	WM382	3230	6923

Application	OEM No.	Standard Belts	Premium Belts
DILLE & MCGUIRE - Continued			
WMD21; WMD21D; WMD21R; WMF21; WMF21DS; WMG21DS; WMG21S			
Belt		2170	6817
DIXON			
ZTR 1001			
Blade			69100
P.T.O. To Deck			6978
DR POWER EQUIPMENT			
Premier Mower; Pro Mower; Pro-XL Mower			
Drive	150061		A31
Scout Mower			
Drive	150061		A31
Deck Drive	114431		6845
DURITE			
A22; N22			
Belt		2250	6825
S18			
Belt		2300	6830
S22			
Belt		2250	6825
SP22			
Belt			6843
SP24			
Belt			6842
SP36			
Belt; W/46" Belt O.C.		2460	6846
Belt; W/53" Belt O.C.			6853
SPV21			
Belt; W/31" Belt O.C.		1310	6731
Belt; W/32" Belt O.C.		1320	6732
DYNAMARK			
1105-0; 1105-00; 1105-01; 1105-1; 1105-02; 1105-03; 1105-04; 1105-05; 1105-06; 1105-07			
Belt		2200	6820
1105-08; 1105-09; 1105-10; 1105-11; 1105-12; 1105-13; 1105-14			
Belt		2200	6820
1115-0; 1115-02; 1115-03; 1115-04; 1115-07; 1115-08; 1115-09; 1115-10; 1115-11; 1115-12			
Belt	LP2154	2200	6820
1226-00; 1226-01; 1227-00; 1227-01; 1227-02			
Belt	2363	2440	
1227-03; 1227-04			
Belt	3145	2230	6823
1227-05; 1227-06; 1228-00; 1228-01; 1228-02; 1228-03; 1228-04			
Belt	2363	2440	
1229-01; 1230-00; 1230-01; 1230-02			
Belt	20582	2430	6843
1232-00; 1232-01; 1232-02			
Belt	2363	2440	
1243-00			
Belt	42035	1400	6740
1286-00			
Belt	48530	1430	6743
1288-03; 1288-04			
Belt	2363	2440	
1293-01			
Blade	42881	3710	6971
Trans.	42858	2390	6839
1299-00			
Belt	48529	1450	6745
2105-0; 2105-1; 2105-2; 2105-03; 2105-04; 2105-05; 2105-07; 2105-08; 2105-09			
Belt		2200	6820

Belts for Walk Behind Mowers

Application	OEM No.	Standard Belts	Premium Belts	Application	OEM No.	Standard Belts	Premium Belts
DYNAMARK - Continued				DYNAMARK - Continued			
2115-00				5110-00; 5110-01			
Belt	LP2154	2200	6820	Belt		2240	6824
2115-0				5111-30; 5111-33			
Belt		2200	6820	Belt		2200	6820
2115-01				5115-00; 5115-01			
Belt	LP2154	2200	6820	Belt	8597	2220	6822
2115-1				5120-00; 5120-01; 5120-03; 5120-58			
Belt		2200	6820	Belt		2240	6824
2115-02; 2115-03; 2115-04; 2115-05; 2115-06				5121-02; 5121-04; 5121-30			
Belt	LP2154	2200	6820	Belt	8597	2220	6822
2204				5121-55			
Drive; W/4 H.P. Eng.	53307	1430	6743	Belt		2230	6823
2211-00; 2226-00; 2226-01; 2227-00; 2227-01;				5121-56; 5121-58			
2227-02; 2227-03; 2227-05; 2227-06				Belt	8597	2220	6822
Belt	2363	2440		5222-00; 5222-30; 5222-31; 5222-32; 5222-34;			
4106-00; 4106-02; 4108-00; 4108-01; 4120-00;				5222-36; 5222-38; 5222-40; 5223-01; 5223-05			
4121-00; 4124-00; 4124-01				Belt	2363	2440	
Belt		2240	6824	5223-07; 5223-30; 5223-31; 5223-32; 5223-38;			
4218-00; 4218-01; 4218-02; 4228-00; 4228-02;				5223-39; 5223-43; 5223-45; 5223-49			
4228-04; 4228-06; 4228-08; 4229-00				Belt	2363	2440	
Belt	2363	2440		5227-00; 5227-01; 5227-03; 5227-05; 5227-07;			
4265-08; 4265-09				5227-09; 5227-11; 5227-31; 5227-41; 5227-43			
Belt	42035	1400	6740	Belt	20582	2430	6843
5036-00; 5036-01; 5036-03				5227-45; 5227-47; 5227-51; 5227-53; 5227-55			
Belt	8597	2220	6822	Belt	20582	2430	6843
5100-01				5230-00; 5230-01; 5231-01; 5231-10; 5231-16;			
Belt		2200	6820	5231-41; 5231-51; 5231-61			
5105-00; 5105-01; 5105-02; 5105-03; 5105-04;				Belt	2363	2440	
5105-05				5265-01; 5265-03; 5265-04; 5265-05; 5265-06;			
Belt	LP383	2240	6824	5265-07; 5265-10; 5265-11; 5265-12; 5265-13			
5105-07				Belt	42035	1400	6740
Belt		2230	6823	5265-14; 5265-15			
5105-08				Belt	42035	1400	6740
Belt	LP383	2240	6824	5298-50; 5298-51; 5298-53			
5105-09				Belt	48529	1450	6745
Belt		2230	6823	5298-64; 5298-65; 5298-66; 5298-67; 5298-68			
5105-11				Traction	52450	1290	6729
Belt	8597	2220	6822	5302-00; 5302-01			
5105-12				Belt	48529	1450	6745
Belt	LP383	2240	6824	8158; 8196; 9120; 9121			
5105-13; 5105-14; 5105-15				Belt		2240	6824
Belt	8597	2220	6822	50254			
5105-16; 5105-18; 5105-21; 5105-22; 5105-30				Belt	2363	2440	
Belt	LP383	2240	6824	50304			
5105-31				Traction		2230	6823
Belt	8597	2220	6822	50304A; 50314; 50316-00; 50316-01			
5105-33; 5105-34; 5105-35; 5105-36; 5105-37;				Belt	8597	2220	6822
5105-38; 5105-40				11010000			
Belt	LP383	2240	6824	Drive			6826
5105-41				42180000; 42180100; 42180200; 42280000;			
Belt		2230	6823	42280400; 42280600; 42280800; 42290000;			
5105-42				52220000; 52223000			
Belt	LP383	2240	6824	Belt	2363	2440	
5105-44; 5105-50; 5105-55; 5105-57				CB520A; CB520B			
Belt		2230	6823	Belt		2200	6820
5105-59				CH422A; CH422B; CH422C			
Belt	8597	2220	6822	Belt	2363	2440	
5105-60; 5105-65; 5105-67				LP420; LP430; LP430A; LP430B; LP430C;			
Belt		2230	6823	LP430D			
5105-71				Belt		2200	6820
Belt	8597	2220	6822	RA222; SP22A; SP22B; XPO225; XPT225			
5105-73				Belt	2363	2440	
Belt	LP383	2240	6824	EDKO			
5107-01; 5107-02; 5107-04; 5108-00; 5108-32				Lawn Mowers			
Belt		2200	6820	Blade	20825		B63
				Trans.		2300	6830

Lawn & Garden Equipment

Belts for Walk Behind Mowers

Application	OEM No.	Standard Belts	Premium Belts	Application	OEM No.	Standard Belts	Premium Belts
ENCORE				ENCORE - Continued			
32B100; 32B100E; 32K200				60B400; 60B400E			
Blade Drive	323003		6647BR	Blade	603015		6480BR
Wheel Drive	363312		6809BR	Drive	363312		6809BR
Trans.	363212		7025BR	Right Angle Drive	603016		6854BR
				Trans.	363212		7025BR
32K250				60B450; 60B450E			
Blade Drive	323003		6647BR	Blade	603015		6480BR
Pump Drive	363212		7025BR	Drive	363212		7025BR
36B100; 36B100E; 36K200				Right Angle Drive	603016		6854BR
Blade	363210		6573BR				
Drive	363312		6809BR	60K400			
Trans.	363212		7025BR	Blade	603015		6480BR
36K250; 36K450				Drive	363312		6809BR
Blade	363210		6573BR	Right Angle Drive	603016		6854BR
Drive	363212		7025BR	Trans.	363212		7025BR
48B300; 48B300E				60K450; 60K550E			
Blade	483030		6614BR	Blade	603015		6480BR
Drive	363312		6809BR	Drive	363212		7025BR
Right Angle Drive	483031		6864BR	Right Angle Drive	603016		6854BR
Trans.	363212		7025BR				
48B350EWT; 48B350WT; 48B450EWT; 48B450WT				WB32K13; WB32K16			
Blade	483030		6614BR	Trans.	363212		7025BR
Drive	363212		7025BR	Drive	363312		6809BR
Right Angle Drive	483031		6864BR	Deck Drive	323003		6647BR
48K200				WB36K13			
Blade	483030		6614BR	Trans.	363212		7025BR
Drive	363312		6809BR	Drive	363312		6809BR
Right Angle Drive	483031		6864BR	Deck Drive	363210		6573BR
Trans.	363212		7025BR	WB36K13H			
48K250WT				Hydro. Drive	363212		7025BR
Blade	483030		6614BR	Deck Drive	363210		6573BR
Drive	363212		7025BR	WB36K16			
Right Angle Drive	483031		6864BR	Trans.	363212		7025BR
48K400				Drive	363312		6809BR
Blade	483030		6614BR	Deck Drive	363210		6573BR
Drive	363312		6809BR	WB36K16H			
Right Angle Drive	483031		6864BR	Hydro. Drive	363212		7025BR
Trans.	363212		7025BR	Deck Drive	363210		6573BR
48K450EWT; 48K450WT; 48K550EWT				WB48K16			
Blade	483030		6614BR	Trans.	363212		7025BR
Drive	363212		7025BR	Drive	363312		6809BR
Right Angle Drive	483031		6864BR	Blade Drive	483030		6614BR
48T200				Blade - Right	483031		6864BR
Blade	483030		6614BR	WB48K16H			
Drive	363312		6809BR	Hydro. Drive	363212		7025BR
Right Angle Drive	483031		6864BR	Blade Drive	483030		6614BR
Trans.	363212		7025BR	Blade - Right	483031		6864BR
52B300; 52B300E				WB48K17			
Drive	363312		6809BR	Trans.	363212		7025BR
Trans.	363212		7025BR	Drive	363312		6809BR
52B350; 52B350E				Deck Drive	483030		6614BR
Drive	363212		7025BR	WB48K17H			
52B400; 52B400E				Hydro. Drive	363212		7025BR
Drive	363312		6809BR	Deck Drive	483030		6614BR
Trans.	363212		7025BR	ESKA			
52B450; 52B450E				1504 22" S.P.			
Drive	363212		7025BR	Belt	80006	1260	6726
52K200; 52K400				1625			
Drive	363312		6809BR	Eng. To Transaxle	80015		6879
Trans.	363212		7025BR	Mower Pan To Blade; W/28" Belt O.C.	80014	2280	6828
52K450; 52K450E; 52K550E				Mower Pan To Blade; W/30" Belt O.C.	80012	2300	6830
Drive	363212		7025BR	1625A			
60B300; 60B300E				Mower Pan To Blade	80017	2280	6828
Blade	603015		6480BR	1626A; 1626B; 1626E			
Drive	363312		6809BR	Mower Pan To Blade; W/28" Belt O.C.	80017	2280	6828
Right Angle Drive	603016		6854BR	Mower Pan To Blade; W/30" Belt O.C.	80018	2300	6830
Trans.	363212		7025BR	Mark 26 (1601)			
60B350; 60B350E				Blade	80009	2820	6882
Blade	603015		6480BR	Transaxle	80010	2680	6868
Drive	363212		7025BR	Variable Speed	80011	2180	6818
Right Angle Drive	603016		6854BR				

Belts for Walk Behind Mowers

Application	OEM No.	Standard Belts	Premium Belts	Application	OEM No.	Standard Belts	Premium Belts
EVERRIDE				EXMARK - Continued			
EGWKA1336S				ECKA30			
Deck Drive	00201010		6815BR	Lower Drive	1167116		7003BR
EGWKA1548S				ECSHN21; ECSKA21; ECXHN21			
Blade	D38019		6993BR	Drive	1097299		6736
EHWKA1536S				ECXHNBBC21			
Trans.	D38006		6820BR	Drive	1097299		6736
Deck Drive	D38007		6402BR	Blade Drive	1101790		6822
EHWKA1948S				ECXKA21			
Trans.	D38006		6820BR	Drive	1097299		6736
Eng. To Deck	D18087		6555BR	ECXKABBC21			
Blade	D38019		6993BR	Drive	1097299		6736
EHWKA1952S				Blade Drive	1101790		6822
Trans.	D38006		6820BR	M15KA322P			
Deck Drive	TCU18848		6492BR	Traction	323344		6487BR
ELKW1748S				Eng. To Blade; W/32" Deck	1323734		6506BR
Trans.	D38006		6820BR	Eng. To Trans.	323280		6840
Eng. To Deck	D18087		6555BR	M15KA362; M15KA362P			
Blade	D38019		6993BR	Trans.	1323280		6840
EXMARK				Traction	1323288		6586BR
21" S.P.				Blade Drive	1323733		6573BR
Drive; W/29" Belt O.C.; Ser. No. 10,000 & After	213076		6829	M15KA483; M15KA483P			
Drive; W/37" Belt O.C.; Ser. No. 10,000 & After	213077		6837	Trans.	1323280		6840
32"				Traction	1323288		6586BR
Deck	323017		6986	Blade Drive	1403174		6665BR
Trans.; W/Variable Speed Drive	303078		6936	M16KA322P			
Trans.; W/5-Speed Drive	403018		6937	Trans.	1323280		6840
Wheel Drive; W/Variable Speed Drive	303079		6429BR	Wheel Drive	1323344		6487BR
Wheel Drive; W/5-Speed Drive	323051		6423BR	Blade Drive	1323734		6506BR
32" 5-Speed				M16KA362; M16KA362P			
Deck Drive	323017		6986	Trans.	1323280		6840
Trans.	403018		6937	Wheel Drive	1323288		6586BR
Wheel Drive	323051		6423BR	Blade Drive	1323733		6573BR
32" Variable				M16KA483; M16KA483P			
Deck Drive	323017		6986	Trans.	1323280		6840
Trans.	303078		6936	Wheel Drive	1323288		6586BR
Wheel Drive	303079		6429BR	Blade Drive	1403174		6665BR
36-11H				M216KA; M216KASP; M216KASPC			
Belt	303080A		6989	Drive	213237		6734
36"				M3211B; M3213KA			
Deck	303080		6614BR	Blade Drive; Ser. No. 220001 & After	323734		6506BR
Trans.; W/Variable Speed Drive	303078		6936	Blade Drive; Ser. No. 220000 & Before	323345		6981
Trans.; W/5-Speed Drive	403018		6937	Trans.	323280		6840
Wheel Drive; W/Variable Speed Drive	303079		6429BR	Wheel Drive	323344		6487BR
Wheel Drive; W/5-Speed Drive	323051		6423BR	M3613KA; M3613KC; M3615KA			
36" 5-Speed				Blade Drive; Ser. No. 220001 & After	323733		6573BR
Deck	303080		6614BR	Blade Drive; Ser. No. 220000 & Before	323299		6812BR
Trans.	403018		6937	Trans.	323280		6840
Wheel Drive	323051		6423BR	Wheel Drive	323288		6586BR
36" Variable				M4815KA			
Deck	303080		6614BR	Blade Drive; Ser. No. 220001 & After	323300		6591BR
Trans.	303078		6936	Blade Drive; Ser. No. 220000 & Before	403174		6665BR
Wheel Drive	303079		6429BR	Blade - Right; Ser. No. 220000 & Before	403025		6446BR
48"				Trans.	323280		6840
Cross Deck	403025		6446BR	Wheel Drive	323288		6586BR
Deck Drive	403024		6877BR	M4815KC; M4817KA			
Trans.; W/Variable Speed Drive	303078		6936	Blade Drive; Ser. No. 220001 & After	323300		6591BR
Trans.; W/5-Speed Drive	403018		6937	Blade Drive; Ser. No. 220000 & Before	403174		6665BR
Wheel Drive; W/Variable Speed Drive	303079		6429BR	Drive - Right	403025		6446BR
Wheel Drive; W/5-Speed Drive	323051		6423BR	Trans.	323280		6840
48" 5-Speed				Wheel Drive	323288		6586BR
Cross Deck	403025		6446BR	Metro 5-Speed			
Deck Drive	403024		6877BR	Right Side Blade Drive; W/48" Deck	403025		6446BR
Trans.	403018		6937	MG16KA322P			
Wheel Drive	323051		6423BR	Trans.	1323280		6840
48" Variable				Wheel Drive	1323344		6487BR
Cross Deck	403025		6446BR	Deck Drive	1323734		6506BR
Deck Drive	403024		6877BR	MG16KA362; MG16KA362P			
Trans.	303078		6936	Trans.	1323280		6840
Wheel Drive	303079		6429BR	Wheel Drive	1323288		6586BR
				Deck Drive	1323733		6573BR

Lawn & Garden Equipment

Belts for Walk Behind Mowers

Application	OEM No.	Standard Belts	Premium Belts	Application	OEM No.	Standard Belts	Premium Belts
EXMARK - Continued				EXMARK - Continued			
MG16KA483; MG16KA483P				THP19KAE483 - Continued			
Trans.	1323280		6840	Blade Clutch; Ser. No. 510000 & After	1036317		B35
Wheel Drive	1323288		6586BR	THP19KAE523			
Deck Drive	1403174		6665BR	Pump Drive	413095		6685BR
MG481KA322P				Deck Drive; W/52" Deck	413308		6783BR
Trans.	1323280		6840	Blade Clutch; Ser. No. 509999 & Before	413096		6936
Wheel Drive	1323344		6487BR	Blade Clutch; Ser. No. 510000 & After	1036317		B35
Deck Drive	1323734		6506BR	THP20KAE483			
MG481KA362; MG481KA362P				Hydro. Drive	1091057		6685BR
Trans.	1323280		6840	Blade Clutch	1036317		B35
Wheel Drive	1323288		6586BR	Deck Drive	1413093		6596BR
Deck Drive	1323733		6573BR	THP20KAE523			
MG481KA483; MG481KA483P				Hydro. Drive	1091057		6685BR
Trans.	1323280		6840	Blade Clutch	1036317		B35
Wheel Drive	1323288		6586BR	Deck Drive	1413308		6783BR
Deck Drive	1403174		6665BR	TT19KA			
MHP3615KA; MHP3615KC				Cross Deck; W/FMD-52, FMD-523 Deck	603576		6480BR
Blade Clutch	413096		6936	Cross Deck; W/FMD-60, FMD-603 Deck	603045		6928BR
Deck Drive	413094		6917BR	Eng. To Deck; W/FMD52 Deck; Ser. No.			
Trans.	323280		6840	83999 & Before	603582		6866BR
Wheel Drive	413341		7018BR	Eng. To Deck; W/FMD-52, FMD-523 Deck;			
MHP4815KA; MHP4815KC; MHP4817KA				Ser. No. 84000 & After	603306		6506BR
Blade Clutch	413096		6936	Eng. To Deck; W/FMD-60, FMD-603 Deck	603306		6506BR
Deck Drive	413093		6596BR	Pump Drive; W/52", 60" Deck	603809		6959
Trans.	323280		6840	TT20KCC			
Wheel Drive	413341		7018BR	Pump Drive	413095		6685BR
MHP5217KA				TT20KCE Hydro			
Blade Clutch	413096		6936	Pump	1092584		6886BR
Deck Drive	413308		6783BR	Eng. To Deck; W/52" Deck	1032240		6754BR
Trans.	323280		6840	Eng. To Deck; W/60" Deck	1603306		6506BR
Wheel Drive	413341		7018BR	Blade Drive; W/52" Deck	1032329		6480BR
MS6KA26B; MSKABBC26				Blade Drive; W/60" Deck	1633173		6650BR
Traction	1036114		6726	TT23KA Hydro; TT23KAC			
Blade Drive	1160823		6930	Pump Drive	413095		6685BR
Standard 5-Speed				Blade Drive; W/36" Deck	413094		6917BR
Cross Deck; W/48" Deck	403025		6446BR	Blade Drive; W/48" Deck	413093		6596BR
Deck; W/32" Deck	323017		6986	Blade Drive; W/52" Deck	413308		6783BR
Deck; W/36" Deck	303080		6614BR	Blade Clutch; Ser. No. 509999 & Before	413096		6936
Deck; W/48" Deck	403024		6877BR	Blade Clutch; Ser. No. 510000 & After	1036317		B35
Trans.	403018		6937	TT23KAE Hydro			
Wheel Drive	323051		6423BR	Pump	1092584		6886BR
THP15KA363				Eng. To Deck; W/52" Deck	1032240		6754BR
Pump Drive	413095		6685BR	Eng. To Deck; W/60" Deck	1603306		6506BR
Deck Drive; W/36" Deck	413094		6917BR	Blade Drive; W/52" Deck	1032329		6480BR
Blade Clutch; Ser. No. 509999 & Before	413096		6936	Blade Drive; W/60" Deck	1633173		6650BR
Blade Clutch; Ser. No. 510000 & After	1036317		B35	TT23KC			
THP16KA363				Cross Deck; W/FMD-52, FMD-523 Deck	603576		6480BR
Hydro. Drive	1091057		6685BR	Cross Deck; W/FMD-60, FMD-603 Deck	603045		6928BR
Blade Clutch	1036317		B35	Eng. To Deck; W/FMD52 Deck; Ser. No.			
Deck Drive	1413094		6917BR	83999 & Before	603582		6866BR
THP16KA483				Eng. To Deck; W/FMD-52, FMD-523 Deck;			
Hydro. Drive	1091057		6685BR	Ser. No. 84000 & After	603306		6506BR
Blade Clutch	1036317		B35	Eng. To Deck; W/FMD-60, FMD-603 Deck	603306		6506BR
Deck Drive	1413093		6596BR	Pump	603809		6959
THP17KA483				TT23KCC			
Pump Drive	413095		6685BR	Pump Drive	413095		6685BR
Deck Drive; W/48" Deck	413093		6596BR	TT24KAE			
Blade Clutch; Ser. No. 509999 & Before	413096		6936	Hydro. Drive	1092584		6886BR
Blade Clutch; Ser. No. 510000 & After	1036317		B35	Eng. To Deck; W/52" Deck	1032240		6754BR
THP17KA523				Blade Drive; W/52" Deck	1032329		6480BR
Pump Drive	413095		6685BR	Eng. To Deck; W/60" Deck	1603306		6506BR
Deck Drive; W/52" Deck	413308		6783BR	Blade Drive; W/60" Deck	1633173		6650BR
Blade Clutch; Ser. No. 509999 & Before	413096		6936	TT3615KA			
Blade Clutch; Ser. No. 510000 & After	1036317		B35	Pump Drive	413095		6850
THP18KAE523				Deck Drive	413094		6917BR
Hydro. Drive	1091057		6685BR	Blade Clutch; Ser. No. 509999 & Before	413096		6936
Blade Clutch	1036317		B35	Blade Clutch; Ser. No. 510000 & After	1036317		B35
Deck Drive	1413308		6783BR	TT3615KA HP; TT3615KAC			
THP19KAE483				Pump Drive	413095		6685BR
Pump Drive	413095		6685BR	Deck Drive; W/36" Deck	413094		6917BR
Deck Drive; W/48" Deck	413093		6596BR	Blade Clutch; Ser. No. 509999 & Before	413096		6936
Blade Clutch; Ser. No. 509999 & Before	413096		6936	Blade Clutch; Ser. No. 510000 & After	1036317		B35

Belts for Walk Behind Mowers

Application	OEM No.	Standard Belts	Premium Belts	Application	OEM No.	Standard Belts	Premium Belts
EXMARK - Continued				EXMARK - Continued			
TT3615KAC HP-ECS				TTS481KA483 - Continued			
Pump Drive	413095		6685BR	Eng. To Deck	1036317		B35
Deck Drive; W/36" Drive	413094		6917BR	Blade Drive	1413093		6596BR
Blade Clutch; Ser. No. 509999 & Before	413096		6936	TTS541KA523			
Blade Clutch; Ser. No. 510000 & After	1036317		B35	Hydro. Drive	1091057		6685BR
TT4815KA; TT4815KC; TT4817KA				Eng. To Deck	1036317		B35
Pump Drive	413095		6850	Blade Drive	1413308		6783BR
Deck Drive	413093		6596BR	TTS600KAE483			
Blade Clutch; Ser. No. 509999 & Before	413096		6936	Hydro. Drive	1091057		6685BR
Blade Clutch; Ser. No. 510000 & After	1036317		B35	Eng. To Deck	1036317		B35
TT4817KA HP; TT4817KAC; TT4817KAC HP-ECS				Blade Drive	1413093		6596BR
Pump Drive	413095		6685BR	TTS600KAE523			
Deck Drive	413093		6596BR	Hydro. Drive	1091057		6685BR
Blade Clutch; Ser. No. 509999 & Before	413096		6936	Eng. To Deck	1036317		B35
Blade Clutch; Ser. No. 510000 & After	1036317		B35	Blade Drive	1413308		6783BR
TT4817KAE				TTS600PKAE483; TTS680PKCE483			
Pump Drive	413095		6850	Hydro. Drive	1091057		6685BR
Deck Drive	413093		6596BR	Eng. To Deck	1036317		B35
Blade Clutch; Ser. No. 509999 & Before	413096		6936	Blade Drive	1413093		6596BR
Blade Clutch; Ser. No. 510000 & After	1036317		B35	TTX20KCE; TTX21EKCE; TTX24KAE;			
TT4817KAE HP; TT4817KAEC; TT4817KAEC HP-ECS				TTX24PKAE; TTX640KCE; TTX650EKCE			
Pump Drive	413095		6685BR	Hydro. Drive	1092584		6886BR
Deck Drive	413093		6596BR	Eng. To Deck; W/52" Deck	1032240		6754BR
Blade Clutch; Ser. No. 509999 & Before	413096		6936	Blade Drive; W/52" Deck	1032329		6480BR
Blade Clutch; Ser. No. 510000 & After	1036317		B35	Eng. To Deck; W/60" Deck	1603306		6506BR
TT5217KA				Blade Drive; W/60" Deck	1633173		6650BR
Pump Drive	413095		6850	TTX650EKCE524			
Deck Drive	413308		6783BR	Hydro. Drive	1092584		6886BR
Blade Clutch; Ser. No. 509999 & Before	413096		6936	Eng. To Deck	1032240		6754BR
Blade Drive; Ser. No. 510000 & After	1036317		B35	Blade Drive	1032329		6480BR
TT5217KA HP; TT5217KAC; TT5217KAC HP-ECS; TT5217KAEC; TT5217KAEC HP-ECS				TTX650EKCE604; TTX650EKCE604N			
Pump Drive	413095		6685BR	Hydro. Drive	1092584		6886BR
Deck Drive	413308		6783BR	Eng. To Deck	1603306		6506BR
Blade Clutch; Ser. No. 509999 & Before	413096		6936	Blade Drive	1633173		6650BR
Blade Clutch; Ser. No. 510000 & After	1036317		B35	TTX680PKCE524			
TTS16KA363				Hydro. Drive	1092584		6886BR
Hydro. Drive	1091057		6685BR	Eng. To Deck	1032240		6754BR
Eng. To Deck	1036317		B35	Blade Drive	1032329		6480BR
Blade Drive	1413094		6917BR	TTX680PKCE604			
TTS16KA483				Hydro. Drive	1092584		6886BR
Hydro. Drive	1091057		6685BR	Eng. To Deck	1603306		6506BR
Eng. To Deck	1036317		B35	Blade Drive	1633173		6650BR
Blade Drive	1413093		6596BR	TTX691KAE			
TTS18KA523				Hydro. Drive	1092584		6886BR
Hydro. Drive	1091057		6685BR	Eng. To Deck; W/52" Deck	1032240		6754BR
Eng. To Deck	1036317		B35	Blade Drive; W/52" Deck	1032329		6480BR
Blade Drive	1413308		6783BR	Eng. To Deck; W/60" Deck	1603306		6506BR
TTS20KAE483				Blade Drive; W/60" Deck	1633173		6650BR
Hydro. Drive	1091057		6685BR	TTX691KAE524			
Eng. To Deck	1036317		B35	Hydro. Drive	1092584		6886BR
Blade Drive	1413093		6596BR	Eng. To Deck	1032240		6754BR
TTS20KAE523				Blade Drive	1032329		6480BR
Hydro. Drive	1091057		6685BR	TTX691KAE604			
Eng. To Deck	1036317		B35	Hydro. Drive	1092584		6886BR
Blade Drive	1413308		6783BR	Eng. To Deck	1603306		6506BR
TTS20PKAE483				Blade Drive	1633173		6650BR
Hydro. Drive	1091057		6685BR	TTX691PKAE			
Eng. To Deck	1036317		B35	Hydro. Drive	1092584		6886BR
Blade Drive	1413093		6596BR	Eng. To Deck; W/52" Deck	1032240		6754BR
TTS20PKAE523				Blade Drive; W/52" Deck	1032329		6480BR
Hydro. Drive	1091057		6685BR	Eng. To Deck; W/60" Deck	1603306		6506BR
Eng. To Deck	1036317		B35	Blade Drive; W/60" Deck	1633173		6650BR
Blade Drive	1413308		6783BR	Turf Ranger			
TTS481KA363				Blade Drive; W/52" Deck; Ser. No. 319999			
Hydro. Drive	1091057		6685BR	& Before	603576		6480BR
Eng. To Deck	1036317		B35	Blade Drive; W/52" Deck; Ser. No. 320000			
Blade Drive	1413094		6917BR	& After	1032329		6480BR
TTS481KA483				Blade Drive; W/60" Deck; Ser. No. 319999			
Hydro. Drive	1091057		6685BR	& Before	603045		6928BR
Eng. To Deck	1036317		B35	Blade Drive; W/60" Deck; Ser. No. 320000			
Blade Drive	1413094		6917BR	& After	633173		6650BR
TTS481KA483				Deck Drive; W/52" Deck; Ser. No. 83999 & Before	543898		6991
Hydro. Drive	1091057		6685BR				

Lawn & Garden Equipment

Belts for Walk Behind Mowers

Lawn & Garden Equipment

Application	OEM No.	Standard Belts	Premium Belts	Application	OEM No.	Standard Belts	Premium Belts
EXMARK - Continued				FALLS - Continued			
Turf Ranger - Continued				H25 25" Push			
Deck Drive; W/52" Deck; Ser. No. 84000-114999	543028		6649BR	Belt	152920	2600	6860
Deck; W/52" Deck; Ser. No. 115000 & After 543749			6649BR	H256 25" Push			
Deck Drive; W/60" Deck; Ser. No. 89999 & Before	543521		6987	Belt	153030	2540	6854
Deck; W/60" Deck; Ser. No. 90000-114999 323300			6591BR	H2500			
Deck Drive; W/60" Deck; Ser. No. 115000 & After	543523		6839BR	Eng. To Gear Box	152980	2360	6836
Trans.	543548		6837	Eng. To Spindle	152920	2600	6860
Variable Speed				R2200			
Cross Deck; W/48" Deck	403025		6446BR	Belt	151370	2275	
Deck; W/32" Deck	323017		6986	R2500			
Deck; W/36" Deck	303080		6614BR	Belt	152880	2340	6834
Deck; W/48" Deck	403024		6877BR	RP22; RP22R; SP22			
Trans.	303078		6936	Belt	151670	1360	6736
Wheel Drive	303079		6429BR	FERRIS INDUSTRIES, INC.			
VH15KA362				BGF48KA; BGF48KAV15			
Pump	1034760		6726BR	Deck Drive	5021297		6752BR
Deck Drive	1323735		6754BR	BGF52KA; BGF52KAV15			
VH15KA483				Deck Drive	5021854		6946BR
Pump	1034760		6726BR	CCWKAV1536			
Deck Drive	1403174		6665BR	Deck Drive; W/Rear Discharge	5101313		6702BR
VH16KA362				Eng. To Deck; W/Side Discharge	5101508		6482BR
Hydro. Drive	1034760		6726BR	CCWKAV1948			
Deck Drive	1323735		6754BR	Pump	5022173		6743BR
VH16KA483				Deck Drive	5100814		6567BR
Hydro. Drive	1034760		6726BR	CCWKAV1952			
Deck Drive	1403174		6665BR	Pump	5022173		6743BR
VH481KA362				Deck Drive	5022435		6933BR
Hydro. Drive	1034760		6726BR	CCWKAV2148			
Deck Drive	1323735		6754BR	Pump	5022173		6743BR
VH481KA483				Deck Drive	5100814		6567BR
Hydro. Drive	1034760		6726BR	CCWKAV2152; CCWKAV2452			
Deck Drive	1403174		6665BR	Pump	5022173		6743BR
VH3615KA				Deck Drive	5022435		6933BR
Eng. To Deck; Ser. No. 220001 & After	323735		6754BR	CCWKAV2461			
Eng. To Deck; Ser. No. 220000 & Before	323200		6754BR	Pump	5022173		6743BR
Pump Drive; Ser. No. 220001 & After	653163		6726BR	Deck Drive	5100014		6893BR
Pump; Ser. No. 220000 & Before	323225		6822BR	CCWKAV2552			
VH4815KA				Pump	5022173		6743BR
Blade - Right; Ser. No. 220000 & Before	403025		6446BR	Deck Drive	5022435		6933BR
Eng. To Deck; Ser. No. 220001 & After	403174		6665BR	CCWKAV2561			
Eng. To Deck; Ser. No. 220000 & Before	303499		6649BR	Pump	5022173		6743BR
Pump Drive; Ser. No. 220001 & After	653163		6726BR	Deck Drive	5023386		6770BR
Pump Drive; Ser. No. 220000 & Before	323225		6822BR	DDSKAV15/48			
Viking; Viking 5-Speed; Viking Hydro				Trans.	5022173		6743BR
Cross Deck; W/48" Deck	403025		6446BR	Eng. To Deck	5021723		6754BR
Deck; W/32" Deck	323017		6986	Blade Drive	5020873		6749BR
Deck; W/36" Deck	303080		6614BR	DDSKAV15/52			
Deck; W/48" Deck	403024		6877BR	Trans.	5022173		6743BR
Trans.	403018		6937	Eng. To Deck	5021420		6753BR
Wheel Drive	323051		6423BR	Blade Drive	5021297		6752BR
VT20KAS484				Deck Drive; W/52" Hanging Deck	5022435		6933BR
Hydro. Drive	114567		6927BR	DDSKAV17/48			
Deck Drive	994627		6767BR	Trans.	5022173		6743BR
VT20KAS524				Eng. To Deck	5021723		6754BR
Hydro. Drive	114567		6927BR	Blade Drive	5020873		6749BR
Deck Drive	1163111		6598BR	DDSKAV17/52			
VT24KAS484				Trans.	5022173		6743BR
Hydro. Drive	114567		6927BR	Eng. To Deck	5021420		6753BR
Deck Drive	994627		6767BR	Blade Drive	5021297		6752BR
VT24KAS524				Deck Drive; W/52" Hanging Deck	5022435		6933BR
Hydro. Drive	114567		6927BR	DDSKAV17/61			
Deck Drive	1163111		6598BR	Trans.	5022173		6743BR
FALLS				Eng. To Deck	5021510		6703BR
22-119; 22-132; 22-137; 22-142; 22-146; 22-159				Blade Drive	5020824		6748BR
Belt	152160	1380	6738	Deck Drive; W/61" Hanging Deck	5022061		6661BR
BP21; F2100; F2100R				DDSKAV23/52			
Belt	151360	2290	6829	Trans.	5022173		6743BR
				Eng. To Deck	5021420		6753BR
				Blade Drive	5021297		6752BR

Belts for Walk Behind Mowers

Lawn & Garden Equipment

Application	OEM No.	Standard Belts	Premium Belts	Application	OEM No.	Standard Belts	Premium Belts
FERRIS INDUSTRIES, INC. - Continued				FIRESTONE			
DDSKAV23/52 - Continued				08-02-500-2			
Deck Drive; W/52" Hanging Deck	5022435		6933BR	Drive	7540114	2240	6824
DDSKAV23/61				08-03-201-7			
Trans.	5022173		6743BR	Belt	7540126		6820
Eng. To Deck	5021510		6703BR	08-03-500-8; 08-03-508-3; 08-03-512-1; 08-03-514-8			
Blade Drive	5020824		6748BR	Drive	7540114	2240	6824
Deck Drive; W/61" Hanging Deck	5022061		6661BR	08-03-600-4; 08-03-603-9			
FW35BV2652				Drive	7540109		6843
Transaxle	5104193		7006BR	08-03-606-3			
Deck Drive	5103392		6999BR	Belt	7540141		6183
FW35BV2661				Drive	7540239	2290	6829
Transaxle	5104193		7006BR	08-03-701-9			
Deck Drive	5103872		6936BR	Blade	7540144	3550	6955
FW35BVE2852				Drive	7540143		6728
Transaxle	5104193		7006BR	8D274			
Deck Drive	5103392		6936BR	Belt	7540100	2180	6818
FW35BVE2861				422-3-282; 422-3-292			
Transaxle	5104193		7006BR	Drive	7540114	2240	6824
Deck Drive	5103872		6936BR	422-3-570			
FW35CCBV2652				Blade	7540144	3550	6955
Transaxle	5104193		7006BR	Drive	7540143		6728
Deck Drive	5103392		6999BR	422-3-693			
FW35CCBV2661				Belt	7540239	2290	6829
Transaxle	5104193		7006BR	422-5-280; 422-5-290			
Deck Drive	5103872		6936BR	Drive	7540114	2240	6824
FW35CCBVE2852				422-5-500			
Transaxle	5104193		7006BR	Belt	7540116	2420	6842
Deck Drive	5103392		6999BR	422-5-530			
FW35CCBVE2861				Belt	7540935	2310	6831
Transaxle	5104193		7006BR	422-5-570			
Deck Drive	5103872		6936BR	Blade	7540144	3550	6955
FW35CCKAV2148				Drive	7540143		6728
Transaxle	5104193		7006BR	FLO-MOW			
Deck Drive	5104219		6998BR	SAT-21SP			
FW35CCKAV2152				Belt; W/Tecumseh Eng.			6734
Transaxle	5104193		7006BR	FOLEY			
Deck Drive	5103392		6999BR	663-01 30"			
FW35CCKAV2461				Belt	670757	1570	
Transaxle	5104193		7006BR	FORD			
Deck Drive	5103872		6936BR	09GN-3667			
FW35KAV2148				Drive	213676		6885
Transaxle	5104193		7006BR	2051; 2052; 2053; 2054; 2055; 2056			
Deck Drive	5104219		6998BR	Blade	231511		6873
FW35KAV2152				Trans.	231362		6745
Transaxle	5104193		7006BR	2157			
Deck Drive	5103392		6999BR	Traction	335646		6389
FW35KAV2461				C48 Series; C48SP Series			
Transaxle	5104193		7006BR	Deck	11792		6996
Deck Drive	5103872		6936BR	Traction	390601		6376
HC32KAV13E; HC32KAV15E				G. MCNEW CO.			
Transaxle	5023058		6940BR	125-290			
HC36KAV13E; HC36KAV15E				Drive	7540114		6824
Transaxle	5023058		6940BR	128-270; 9800			
Eng. To Deck	5023262		6822BR	Traction	7540114		6824
HDBV1648				G.A.C.			
Deck Drive	5021650		6665BR	9-1441			
PCW48-12K				Traction	7540114		6824
Deck	1521000		6953	9-1442			
Eng. To Hydro.	1521001		6836	Traction	7540239		6829
PCW61-14K				122-280-011			
Eng. To Hydro.	1521001		6836	Traction	7540114		6824
Procut 48				122-690-011			
Deck	1521000		6953	Traction	7540239		6829
Eng. To Hydro.	1521001		6836				
Procut 61							
Eng. To Hydro.	1521001		6836				

Belts for Walk Behind Mowers

Lawn & Garden Equipment

Application	OEM No.	Standard Belts	Premium Belts	Application	OEM No.	Standard Belts	Premium Belts
GAMBLE SKOGMO				GOODALL - Continued			
124-364; 124-376				26WP - Continued			
Traction	7540252		6833	Variable Speed	W00686		6834
150-590A				26WPS			
Drive	1651020	2180	6818	Drive	W00676	3390	6939
2080A, 2080B				Eng.	W00670		6935
Drive	7540239	2290	6829	Reverse	W00673		6822
2095-OC; 2095-OE; 2095A; 2095B				30BB; 30BC; 30BD; 30BE			
Drive	7540935	2310	6831	Belt	W00630	1570	
2096-8A				30BPC; 30BPD; 30BPE; 30BPG			
Belt	7540252		6833	Belt; W/37" Belt O.C.	W00629		6737
20554A				Belt; W/57" Belt O.C.	W00630	1570	
Belt	7540114	2240	6824	30LF			
26510A				Belt	W00630	1570	
Blade	7540195		6854	30LPF			
Drive	7540198		6451BR	Belt; W/37" Belt O.C.	W00629		6737
52650400				Belt; W/57" Belt O.C.	W00630	1570	
Belt	42035	1400	6740	32B; 32BA; 32BB			
GENERAL LEISURE				Belt	W00678		6860
9HW				32BP; 32BPA; 32BPB; 32BPY			
Belt	530050004		6847	Belt; W/28" Belt O.C.	W00660		3V280
A; B; C				Belt; W/33" Belt O.C.	W00661	1330	6733
Belt; W/B. & S. Eng.	530050005		6737	Belt; W/60" Belt O.C.	W00678		6860
Belt; W/Tecumseh Eng.	530050006		6736	32BX; 32C			
F				Belt	W00678		6860
Belt; W/B. & S. Eng.	530050014		6738	32CP			
Belt; W/Tecumseh Eng.	530050005		6737	Belt; W/28" Belt O.C.	W00660		3V280
OHW				Belt; W/33" Belt O.C.	W00661	1330	6733
Belt	530050004		6847	Belt; W/60" Belt O.C.	W00678		6860
X				32CPT			
Belt; W/B. & S. Eng.	530050014		6738	Belt; W/25" Belt O.C.	W00675		6825
Belt; W/Tecumseh Eng.	530050005		6737	Belt; W/60" Belt O.C.	W00678		6860
GILSON				32CPU			
60-950-1; 60-951-2; 89-1621				Blade	W00678		6860
Blade	4638		6830	32CPV			
Drive	4825	2600	6860	Blade	W00678		6860
56014				Drive	W00689		6835
Belt	210753		6831	32CRT			
15264930				Blade	W00678		6860
Belt			6833	32LC; 32LD			
15265028				Belt	W00678		6860
Belt; W/33" Belt O.C.			6833	32LP; 32LPA			
Belt; W/44" Belt O.C.			6844	Blade	W00666		6848
15265234				Gear Box	W00659	1270	6727
Belt		2240		32LPC; 32LPD			
GOODALL				Belt; W/28" Belt O.C.	W00660		3V280
20LP				Belt; W/33" Belt O.C.	W00661	1330	6733
Blade	W00674		6832	Belt; W/60" Belt O.C.	W00678		6860
Eng.	W00672	2210	6821	32LPT			
22BP; 22BPA; 22BPB; 22BPC; 22BPD; 22BPE; 22BPG; 22BPX; 22BPY				Belt; W/25" Belt O.C.	W00675		6825
Belt	W00688		6738	Belt; W/60" Belt O.C.	W00678		6860
22CP; 22CPU; 22CPV				32LPX; 32LPY			
Blade	W00687		6838	Blade	W00666		6848
Drive	W00685		6827	Gear Box	W00659	1270	6727
22LP; 22LPA; 22LPV; 22LPX				32PIX; 32PX; 32SIX			
Eng. To Blade	W00663	2400	6840	Belt; W/28" Belt O.C.	W00660		3V280
Eng. To Gear Box	W00664	1250	6725	Belt; W/33" Belt O.C.	W00661	1330	6733
24BP; 24BPU; 24BPV				Belt; W/60" Belt O.C.	W00678		6860
Belt	W00688		6738	704; 704A; 706; 707			
26BP				Belt	W00667		6824
Clutch	W00682	3450	6945	708			
Eng.	W00683		6826	Belt	W00628		6823
Variable Speed	W00684		6932	726			
26WP				Belt	W00667		6824
Clutch	W00682	3450	6945	728			
Eng.	W00685		6827	Belt	W00628		6823
				GRAINGER, W. W.			
				3Z467; 3Z467A; 3Z467B; 3Z467C			
				Belt	7540109		6843

Belts for Walk Behind Mowers

Lawn & Garden Equipment

Application	OEM No.	Standard Belts	Premium Belts
GRAINGER, W. W. - Continued			
3Z468			
Blade	7540109		6843
Drive	7540121		6831
3Z468A; 3Z468B			
Blade	7540109		6843
Drive	7540177		6832
3Z468G			
Belt; W/33" Belt O.C.	7540146		6833
Belt; W/44" Belt O.C.	7540274		6844
3Z476B			
Belt	7540109		6843
3Z501			
Trans.	7540114		6824
3Z504; 3Z504A			
Drive	7540935		6831
3Z585; 3Z585A			
Belt	7540163		6828
3Z589; 3Z589A			
Blade	7540144	3550	6955
Drive	7540143		6728
3Z589E			
Blade	7540267		6859
Trans.	7540143		6728
3Z761			
Trans.	7540114		6824
3Z762			
Trans.	7540252	2330	6833
3Z876A			
Belt	7540116	2420	6842
3Z884A			
Belt	7540252		6833
GRAVELY			
21" Rear Bagger			
Drive	26150		6734
21" Self-Propelled			
Drive	26147	1300	6730
22" Self-Propelled			
Blade	26123		6827
Drive	25659		6724
40" Self-Propelled			
Drive	9240PI		6838
528; 826			
Drive	26121		3V335
Commercial 21			
Drive	07200637		6738
Pro 8			
Blade	41200		6862
Traction	041599		6549BR
Pro 32			
Blade	43318		6887
Traction	041599		6549BR
Pro 40			
Mower	34945		6891
Traction	041599		6549BR
Trans.	34332		6835
Pro 50			
Blade - Left	34945		6891
Blade - Right	34944		A44
Eng. To Deck	34289		6710BR
Eng. To Trans.	041599		6549BR
Trans.	41545		6835
Pro Master 50; Pro Master 60			
Front Deck; Model No. 43006	031369		6387
Wing - Right; Model No. 43221	031912	2490	
Pro Master 350			
Fan & Alt.			7343
Pro Master 400			
Fan & Alt.	A38		6840

Application	OEM No.	Standard Belts	Premium Belts
GRAVELY - Continued			
Pro Power			
P.T.O.	34864		6830
Traction	34346		6946
Trans.	34332		6835
Pro-Walk36HR PG; Pro-Walk36HR PS; Pro-Walk48HE PG; Pro-Walk48HE PS			
Hydro. Drive	D38006		6820BR
Pro-Walk52HE PG; Pro-Walk52HE PS			
Hydro. Drive	D38006		6820BR
Deck Drive	00181711		6946BR
Pro-Walk61HE PG; Pro-Walk61HE PS			
Hydro. Drive	D38006		6820BR
Deck Drive	07200614		6732BR
WAW34			
Eng. To Deck	07243300		6674BR
Blade Drive	07234300		6809BR
GREAT DANE			
GLKA1536S			
Transaxle	D18388		6948BR
Deck Drive	D38163		6877BR
GLKA1948S			
Transaxle	D18388		6948BR
Eng. To Deck	D18007		6614BR
Blade	D38131		6855BR
GLKA1952S			
Hydro. Drive	D18388		6948BR
Eng. To Deck	D38162		6482BR
Blade	D38163		6877BR
GLKW1536S			
Transaxle	D18388		6948BR
Deck Drive	D38163		6877BR
GLKW1748S			
Transaxle	D18388		6948BR
Eng. To Deck	D18007		6614BR
Blade	D38131		6855BR
TCGW52-22KHE E/S			
Blade	D38131		6855BR
TCHR36-15KA			
Transaxle	D18388		6948BR
Deck Drive	D38163		6877BR
TCHR48-15KA; TCHR48-17KA			
Transaxle	D18388		6948BR
Eng. To Deck	D18007		6614BR
Blade	D38131		6855BR
TCHR52-17KA			
Hydro. Drive	D18388		6948BR
Eng. To Deck	D38162		6482BR
Blade	D38163		6877BR
TCLR36-14KA			
Hydro. Drive	D38006		6820BR
Deck Drive	D38007		6402BR
TCLR48-17KA			
Hydro. Drive	D38006		6820BR
Eng. To Deck	D18087		6555BR
Blade - Right	D38019		6993BR
HAHN ECLIPSE			
3277; 3278; 3280; 3281; 3282; 3283; 3284; 3290; 3291; 3292			
Blade; W/24" Belt O.C.	308420		6824
Blade; W/26" Belt O.C.	308435		6826
Wheel Drive	1362P		6720
3293; 3294; 3295; 3296			
Blade; W/24" Belt O.C.	308420		6824
Blade; W/26" Belt O.C.	308435		6826
Wheel Drive	1362P		6720
3302; 3303; 3305; 3306; 3309; 3310; 3311; 3312; 3313			
Blade	308446		6826
Wheel Drive	1362P		6720

Belts for Walk Behind Mowers

Lawn & Garden Equipment

Application	OEM No.	Standard Belts	Premium Belts
HAHN ECLIPSE - Continued			
3314			
Belt; W/26" Belt O.C.	308435		6826
Belt; W/27" Belt O.C.	308454		6827
3315			
Blade	308446		6826
Wheel Drive	1362P		6720
3317; 3318			
Belt	308435		6826
3319			
Belt; W/26" Belt O.C.	308435		6826
Belt; W/27" Belt O.C.	308454		6827
3320; 3321; 3322; 3323; 3324			
Blade	308446		6826
Wheel Drive	1362P		6720
3325			
Belt	308435		6826
3326			
Belt; W/26" Belt O.C.	308435		6826
Belt; W/27" Belt O.C.	308454		6827
3328			
Belt	308435		6826
3329			
Belt; W/26" Belt O.C.	308435		6826
Belt; W/27" Belt O.C.	308454		6827
3330; 3331			
Blade	308446		6826
Wheel Drive	1362P		6720
3333; 3334			
Belt; W/26" Belt O.C.	308435		6826
Belt; W/27" Belt O.C.	308454		6827
3335; 3336			
Blade	308446		6826
Wheel Drive	1362P		6720
3337; 3338; 3339			
Belt	308453		6731
3341; 3342			
Blade	308454		6827
Wheel Drive	1362P		6720
3343			
Belt	308453		6731
3344; 3345			
Blade	308454		6827
Wheel Drive	1362P		6720
3349; 3350; 3351; 3357; 3358			
Belt; W/29" Belt O.C.	308463		6729
Belt; W/31" Belt O.C.	308453		6731
3359; 3360; 3362; 3371; 3373; 3374			
Belt	308453		6731
3375; 3387; 3389; 3390; 3395; 3396			
Blade	308446		6826
Wheel Drive	1362P		6720
3402; 3403; 3404; 3405; 3406; 3407; 3408; 3409; 3410; 3411			
Belt	308441		6843
3502			
Belt	308463		6729
3508; 3510; 3511; 3512; 3513; 3520; 3544; 3547			
Belt	308512		6730
3549; 3553; 3559; 3560; 3566; 3567; 3568; 3569; 3570			
Blade	308446		6826
Wheel Drive	1362P		6720
3572; 3573; 3574; 3575; 3579; 4500			
Belt; W/30" Belt O.C.	308512		6730
Belt; W/34" Belt O.C.	308445		6834
7300; 7301; 7302; 7305			
Belt	308441		6843

Application	OEM No.	Standard Belts	Premium Belts
HAHN ECLIPSE - Continued			
7415			
Belt	308434		3V600
HANNIBAL MOWER			
G-22SP			
Belt		2310	6831
HARDWARE WHOLESALERS, INC.			
121-290; 122-290			
Belt	7540114	2240	6824
122-690; 122-692			
Belt	7540239	2290	6829
125-350; 126-350			
Belt	7540935	2310	6831
127-335			
Belt	7540163		6828
127-350			
Belt	7540935	2310	6831
128-275			
Belt	7540114	2240	6824
HARRY			
423			
Traction; W/4-5 H.P. Eng.	94021002		6735
471DZB			
Traction; W/4 H.P. Eng.	10X875		6390
491			
Traction; W/3.5-4 H.P. Eng.	94021001		6730
HOGG			
E-Z Roll 5			
Blade To Spindle; W/5.5 H.P. Eng.			6826
Eng. To Blade; W/5.5 H.P. Eng.		3620	6962
Spindle To Drive; W/5.5 H.P. Eng.		2200	6820
HOMELITE			
526 Series; 730 Series			
Blade	66818	2370	6837
Drive	66455	2510	6851
Estate			
Reel Drive	312104	2350	6835
HR830; HR830E; HR1230E			
Blade	JA992639		6865
Traction	JA992638		6839
JR830; JR830E; JR930E; JR1030E; JR1230			
Blade	JA991488		6873
Traction	JA990738		6852
Lawn Prince			
Clutch	314804	2200	6820
Eng.	313775	2200	6820
Lawn Queen			
Clutch; W/19" Belt O.C.	304393	2190	6819
Clutch; W/20" Belt O.C.	342780	2200	6820
Manor			
Clutch	307870	2350	6835
Pacer			
Eng.	307913	2220	6822
RE5			
Blade	108248		6848
Trans.	158573		A29
RM5; RM5E			
Blade	1601524		6878
Trans.	1607051		6870
RM7E			
Blade	1604406		6444BR
Trans.	1607051		6870
RMX8E; RMX8M; RMX11E			
Blade	JA991488		6873
Traction	JA990738		6852

Belts for Walk Behind Mowers

Lawn & Garden Equipment

Application	OEM No.	Standard Belts	Premium Belts
HOMELITE - Continued			
Victor			
Clutch	314804	2200	6820
Eng.	313775	2200	6820
HOMKO			
1151000; 1151100			6820
Drive			
1230000		2430	
Traction	20582		
11050700; 11050800; 11050900; 11051000;			
11051100; 11051200; 11051300; 11051400;			
11150700; 11150800			6820
Drive			
11150900; 11151200; 11151300			6820
Drive			
12280300; 12280400		2440	
Blade	2363		
12290100		2430	
Traction	20582		
12320000; 12320100; 12320200		2440	
Blade	2363		
21050800; 21050900; 21150500; 21150600			6820
Drive			
51050300; 51050800; 51050900			6824
Drive			
51051100			6822
Drive	8597		
51051200			6824
Drive			
51051400; 51051500			6822
Drive	8597		
51051600; 51051800			6824
Drive			
51083000; 51083200; 51083300; 51113000;			6820
51113200; 51113300			
Drive			
51210200			6822
Drive	8597		
51210300			6824
Drive			
52223200; 52223201; 52223400; 52223600;			
52223800; 52224000; 52230500; 52230700;			
52233000; 52233201		2440	
Blade	2363		
52270300; 52270500; 52270900; 52271100		2430	
Traction	20582		
HONDA			
HR21			6735
Drive	074313		
HR21-5			6735
Drive	101316		
HR21-S			6735
Drive	23161952771		
HR21K1; HR21K2			6735
Drive	074313		
HR21SDA; HR21SXA; HR21SXM			6735
Drive	M35		
HRA21			6732
Drive	126151		
HUFFMAN			
0418		2230	6823
Belt	BE118		
2212; 2281		2170	6817
Belt	3100140		

Application	OEM No.	Standard Belts	Premium Belts
HUFFMAN - Continued			
2418			
Belt	BE118	2230	6823
2424			
Belt; W/39" Belt O.C.	9657B	2390	6839
Belt; W/44" Belt O.C.	11253	2440	6844
2429			
Belt	7591B	1360	6736
4212			
Belt	3100140	2170	6817
4218; 4219			
Belt; W/34" Belt O.C.	5717B	1340	6734
Belt; W/36" Belt O.C.	7591B	1360	6736
4245; 4247; 4248			
Belt	7591B	1360	6736
4281			
Belt	3100140	2170	6817
4408			
Belt	7917B	1350	6735
4412			
Belt; W/17" Belt O.C.	3100140	2170	6817
Belt; W/22" Belt O.C.	9040B		6822
4418			
Belt	BE118	2230	6823
4421			
Belt; W/17" Belt O.C.	3100140	2170	6817
Belt; W/22" Belt O.C.	9040B		6822
4422			
Belt	3100140	2170	6817
4424			
Belt; W/39" Belt O.C.	9657B	2390	6839
Belt; W/44" Belt O.C.	11253	2440	6844
4428; 4429; 4448			
Belt	7591B	1360	6736
4481			
Belt	3100140	2170	6817
5019			
Belt	5717B	1340	6734
7428			
Belt	7591B	1360	6736
7481			
Belt	3100140	2170	6817
8408			
Belt	7917B	1350	6735
8428; 8448			
Belt	7591B	1360	6736
8481; 9412			
Belt	3100140	2170	6817
9428; 9429			
Belt	7591B	1360	6736
9481			
Belt	3100140	2170	6817
HUSQVARNA			
56CS; 56DHS			
Drive	532137078		6460BR
580BBC; 580R; 580RS; 580RSE; 580RSW;			
600C			
Blade	606000226		6689BR
W3212; W3213			
Trans.	539101957		6425BR
W3612; W3614			
Drive	539101956		6813BR
Trans.	539101957		6425BR
Deck Drive	539101959		6676BR
W4814; W4815			
Drive	539101956		6813BR
Trans.	539101957		6425BR

Belts for Walk Behind Mowers

Lawn & Garden Equipment

Application	OEM No.	Standard Belts	Premium Belts	Application	OEM No.	Standard Belts	Premium Belts
HUSQVARNA - Continued				JACOBSEN - Continued			
WH3614; WH3615				11825; 11826; 12101; 12104; 12106; 12113			
Deck Drive	539101959		6676BR	Drive		2200	6820
HUSTLER EXCEL				22114; 22121			
TrimStar 14.5/36; TrimStar 15/36				Drive	307870	2350	6835
Hydro. Pump	601838		6734BR	22601; 22611; 22615			
Deck Drive	601786		6709BR	Belt	312104	2350	6835
TrimStar 15/48				32401			
Hydro. Pump	793836		6847BR	Eng. To Blade	325221	3640	6964
Deck Drive	601969		6918BR	42108			
TrimStar 17/48				Drive	501294		6733
Pump	793836		6847BR	42109; 42110; 42111			
Deck Drive	601969		6918BR	Traction	325910	1330	6733
TrimStar 18.5/54				42112; 42113			
Hydro. Pump	793836		6847BR	Drive	501294		6733
Deck Drive	601788		6646BR	42114; 42115; 42116; 42117; 42118; 42119			
TrimStar 19/54				Traction	325910	1330	6733
Pump	793836		6847BR	42120			
Deck Drive	601788		6646BR	Drive	501294		6733
TrimStar 23/54				42121; 42122; 42123; 42124; 42125; 42126;			
Hydro. Pump	793836		6847BR	42127; 42128; 42129; 42130			
Deck Drive	601788		6646BR	Traction	325910	1330	6733
TrimStar Gear Drive 13/32				42131; 42132; 42133; 42134; 42135; 42136;			
Trans.	363212		7025BR	42137; 42138; 42139; 42140			
Drive	363312		6809BR	Traction	325910	1330	6733
Deck Drive	323003		6647BR	42141; 42142			
TrimStar Gear Drive 15/36				Traction	325910	1330	6733
Trans.	363212		7025BR	42143; 42144; 42145; 42146; 42147; 42148			
Drive	363312		6809BR	Blade	335646		6389
Deck Drive	363210		6573BR	42151; 42153; 42156; 42160; 42161			
TrimStar Gear Drive 17/48				Drive	501294		6733
Trans.	363212		7025BR	42166			
Drive	363312		6809BR	Blade	335646		6389
Deck Drive	483030		6614BR	42167; 42168			
TrimStar Hydro 15/36				Blade	390165		6391
Eng. To Deck	797514		6743BR	42169			
Deck	788737		6685BR	Drive	325910		6733
TrimStar Hydro 17/48				42170; 42171; 42172			
Pump; 2010	793836		6847BR	Blade	501295		6389
Deck Drive; 2010	601969		6918BR	42173			
TrimStar Hydro 19/54; TrimStar Hydro 23/54				Drive	325910		6733
Pump	793836		6847BR	42174			
Deck Drive	601788		6646BR	Drive	390164		6392
WalkBehind 15/37				42175; 42176; 42177			
Pump Drive	776435		6755BR	Blade	501295		6389
WalkBehind 15/48; WalkBehind 17/48				42178			
Pump Drive	776435		6755BR	Drive	325910		6733
Deck Drive	776724		6778BR	42179; 42182			
WalkBehind 17/54				Drive	390164		6392
Pump Drive	776435		6755BR	42234			
Deck Drive	777185		6567BR	Blade	390165		6391
JACOBSEN				Commercial 21"			
21" S.P.				Eng. To J.S.	331807		6724
Belt; W/22" Belt O.C.	309507		6722	J.S. To Gear Reducer; W/32" Belt O.C.	331808		6732
Belt; W/23" Belt O.C.	314042		6723	J.S. To Gear Reducer; W/33" Belt O.C.	325910		6733
Belt; W/33" Belt O.C.	325910		6733	Florida Special			
Belt; W/36" Belt O.C.	310046		6736	Drive	325910		6733
Belt; W/38" Belt O.C.	309082	1380	6738	Heavy Duty 21"; Lawn King 21"			
24" S.P.				Belt	325910		6733
Blade	314012		6840	Lawn Prince			
Traction	309360		6717	Drive; W/18" Deck; W/20" Belt O.C.	313775	2200	6820
88A24				Drive; W/19" Belt O.C.	304393	2190	6819
Blade; Ser. No. 4801 Thru 8500	325221	3640	6964	Drive; W/20" Belt O.C.	342780	2200	6820
Eng. To Blade	325221	3640	6964	Mow-Mobile 34"; Mow-Mobile 37"; Mow-Mobile 48"			
11801; 11804				Drive	311649	3260	6926
Drive		2200	6820	Idler	311650		6933
11814				Starter	310917	2350	6835
Drive	307913	2220	6822				

Belts for Walk Behind Mowers

Lawn & Garden Equipment

Application	OEM No.	Standard Belts	Premium Belts	Application	OEM No.	Standard Belts	Premium Belts
JACOBSEN - Continued				JOHN DEERE - Continued			
Pacer 18"				20SR7			
Drive; W/20" Belt O.C.	313775	2200	6820	Drive	1060		6819
Drive; W/22" Belt O.C.	307913	2220	6822	21" S.P. Mower			
Ram SP 24"				Drive; W/31" Belt O.C.	M44750	1310	6731
Blade; W/64" Belt O.C.	325221	3640	6964	Drive; W/33" Belt O.C.	PT13490	1330	6733
Blade; W/79" Belt O.C.	311621	3790	6979	32" Mower			
Eng. To Gear Reducer	325275		6843	Blade To Blade	PT8669		6844
Traction	310391	2250	6825	Eng. To Blade	PT12668		6954
Turbo Cut 21" S.P.				Variable Speed	PT8697		6940
Belt; W/22" Belt O.C.	309507		6722	Wheel Drive	PT8675		6550BR
Belt; W/23" Belt O.C.	314042		6723	36" Mower			
Belt; W/36" Belt O.C.	310046		6736	Eng. To Blade; W/11 H.P. Eng.	PT12668		6954
Belt; W/38" Belt O.C.	309082	1380	6738	Eng. To Blade; W/12.5 H.P. Eng.; Ser. No.			
Turbo Vac 22"				107001 & After	PT12668		6954
Belt	358577	2310	6831	Variable Speed	PT8697		6940
Turbo-Vent II; Value Leader				Wheel Drive; W/11 H.P. Eng.	PT8675		6550BR
Drive	325910		6733	Wheel Drive; W/12.5 H.P. Eng.; Ser. No.			
Velva Trim 18"; Velva Trim 19"				750000 & Before	PT8675		6550BR
Eng. To Cross Shaft	324136		6820	38" Mower			
Reel Drive	310391	2250	6825	Drive; 1993 & Newer			6887
Traction	314042	1230	6723	48" Mower			
Viscount 22" S.P.				Blade To Blade; Ser. No. 112000 & Before ..	PT8716		②6846
Belt	310046		6736	Blade To Blade; Ser. No. 112001-116000 ..	PT15220		②6877
JARI				Blade To Blade; Ser. No. 116001 & After ...	M77674		②9465HD
C Monarch				Eng. To Blade; Ser. No. 112000 & Before ...	PT8675		6550BR
Sicklebar		3540	6954	Eng. To Blade; Ser. No. 112001-116000 ...	PT15219		6963
J.S.		2300	6830	Eng. To Blade; Ser. No. 116001 & After ...	M77672		6952
Power Unit Attachment	H121		6854	Traction; Ser. No. 116001-595000	M77671		6944
Tri Pulley	H119	3350	6935	Trans.; Ser. No. 116001 & After	M77670		④9395HD
Chief				Variable Speed; Ser. No. 116000 & Before ..	PT8697		6940
Belt	212100	2650	6865	Wheel Drive; Ser. No. 116000 & Before	PT8675		②6550BR
D				52" Mower			
Eng. To Sicklebar; W/B. & S. Eng.; Ser.				Blade To Blade; Ser. No. 116000 & Before ..	PT8676		②6850
No. 12812 & After	P120	2310	6831	Blade To Blade; Ser. No. 116001 & After ...	M77675		②6850
Eng. To Sicklebar; W/Lauson Eng.; Ser.				Eng. To Blade; Ser. No. 116000 & Before ...	PT8698		6946
No. 12812 & After	U120	2320	6832	Eng. To Blade; Ser. No. 116001 & After	M77673		6964
Mule Drive; Ser. No. 12812 & After	D121	2620	6862	Traction; Ser. No. 116001-595000	M77671		6944
E Junior				Trans.; Ser. No. 160001 & After	M77670		④9395HD
Eng.	E120	2280	6828	Variable Speed; Ser. No. 116000 & Before ..	PT8697		6940
Power Unit Attachment; Ser. No. 61,000 &				Wheel Drive; Ser. No. 116000 & Before	PT8675		②6550BR
After	F121	2480	6848	54" Mower			
Power Unit Attachment; Ser. No. 61,000 &				Trans.	M110797		6838
Before	E121	2430	6843	G15			
Tri Pulley	E119	2370	6837	Wheel Drive	M122907		②6654BR
H Champion				Trans.	M122906		6422BR
Eng.; Ser. No. 64201 Thru 64613	H120	2300	6830	Primary	M122106		6871
Eng.; Ser. No. 64613 & After	P120	2310	6831	GS25; GS30; GS45; GS75			
Power Unit Attachment	H121	2540	6854	Wheel Drive	M122907		②6654BR
Tri Pulley	H119	3350	6935	Trans.	M122906		6422BR
K Chief				Primary; W/36" Deck	M122106		6871
Power Unit Attachment	K121	2650	6865	Primary; W/48" Deck	M122818		A57
Monarch				Blade Drive; W/48" Deck	M115776		6805BR
J.S. To Blade	211900	3340	6934	Blade Drive; W/54" Deck	M122821		6728BR
P				WG32A			
Eng. To Sicklebar	P120	2310	6831	Deck Drive; Ser. No. 040000 & Before	TCU29158		6976
Mule Drive	P121	2580	6858	WG36A			
S				Deck Drive; Ser. No. 040000 & Before	TCA20750		6815BR
Eng. To Sicklebar	P120	2310	6831	WH36A			
Mule Drive	S121	2600	6860	P.T.O.; Ser. No. 040000 & Before	TCU29186		6820BR
U				P.T.O.; Ser. No. 040001 & After	TCU33063		7011BR
Eng. To Sicklebar; W/B. & S. Eng.	P120	2310	6831	Deck Drive	TCA20591		6702BR
Eng. To Sicklebar; W/Lauson Eng.	U120	2320	6832	WH48A			
JOHN DEERE				P.T.O.	TCU29186		6820BR
7G18				Deck Drive	TCU29747		6905BR
Trans.	AM128033		6593BR	WH52A			
Deck Drive; Ser. No. 020000 & Before	TCU17942		6596BR	P.T.O.	TCU29186		6820BR
Deck Drive; Ser. No. 020001 & After	TCU19456		6786BR	Deck Drive	TCA20749		6946BR
7H17				WH61A			
Deck Drive; Ser. No. 030000 & Before	TCU17942		6596BR	P.T.O.	TCU29186		6820BR
Deck Drive; Ser. No. 030001 & After	TCU19456		6786BR	WHP36A			
				P.T.O.	TCU33063		7011BR
				Deck Drive	TCA20591		6702BR

② Two Required.

④ Standard Belt May Also Be Available.

Belts for Walk Behind Mowers

Lawn & Garden Equipment

Application	OEM No.	Standard Belts	Premium Belts	Application	OEM No.	Standard Belts	Premium Belts
JOHN DEERE - Continued				KEE - Continued			
WHP48A				GC25SP - Continued			
P.T.O.	TCU29186		6820BR	Eng. To Idler; W/Kawasaki 7.5 H.P. Eng.	2210		6821
Deck Drive	TCU29747		6905BR	Eng. To Idler; W/Kohler 8 H.P. Eng.	2210		6821
WHP52A				Idler To Gear Box; W/B. & S. 7 H.P. Eng.	2380		6838
P.T.O.	TCU29186		6820BR	Idler To Gear Box; W/Kawasaki 7.5 H.P. Eng.			
Deck Drive	TCA20749		6946BR	Eng.	2320		6832
WHP61A				Idler To Gear Box; W/Kohler 8 H.P. Eng.	2360		6836
P.T.O.	TCU29186		6820BR	GC220			
K-MART				Blade; W/B. & S., I.C. 5 H.P. Eng.			6848
124-332; 125-320; 129-336				GC220SP			
Drive	7540163		6828	Blade; W/B. & S., I.C. 5 H.P. Eng.	1061		6848
KEE				Trans. To Shaft; W/B. & S., I.C. 5 H.P. Eng. . .		2210	6821
C20				SC24			
Blade; W/3.5 H.P. Eng.		2420	6842	P.T.O.			6854
Blade; W/B. & S. 5 H.P. Eng.		2410	6841	Primary			6727
C20SP				SGC25			
Blade; W/B. & S. 5 H.P. Eng.		2410	6841	Blade; W/B. & S. 7 H.P. Eng.			6952
Eng. To Idler; W/B. & S. 5 H.P. Eng.		2260	6826	Blade; W/Kawasaki, Wisconsin 7.5 H.P. Eng.			6952
Idler To Gear Box; W/B. & S. 5 H.P. Eng.		2340	6834	SGC25SP			
C22				Blade; W/B. & S. 7 H.P. Eng.			6952
Blade; W/3.5 H.P. Eng.		2460	6846	Blade; W/Kawasaki, Wisconsin 7.5 H.P. Eng.			6952
Blade; W/B. & S., I.C. 5 H.P. Eng.			6845	Eng.		2270	6827
Blade; W/Kawasaki 5.2 H.P. Eng.			6826	Eng. To Idler; W/B. & S. 7 H.P. Eng.			6821
Eng. To Idler; W/B. & S., I.C. 5 H.P. Eng.		2260	6826	Eng. To Idler; W/Kawasaki, Wisconsin 7.5 H.P. Eng.		2210	6821
Idler To Gear Box; W/B. & S., I.C. 5 H.P. Eng.			6834	Idler To Gear Box; W/B. & S. 7 H.P. Eng.		2380	6838
Eng.		2340	6834	Idler To Gear Box; W/Kawasaki 7.5 H.P. Eng.			6832
C22SP				Eng.		2320	6832
Blade; W/3.5 H.P. Eng.		2460	6846	Idler To Gear Box; W/Wisconsin 7.5 H.P. Eng.		2360	6836
Blade; W/B. & S. 5 H.P. Eng.		2450	6845	TM22			
Blade; W/Clinton 4.5 H.P. Eng.		2450	6845	P.T.O.			6952
Blade; W/Kawasaki 5.2 H.P. Eng.			6826	Primary			6724
Eng. To Idler; W/3.5 H.P. Eng.		2260	6826	TM26			
Eng. To Idler; W/B. & S. 5 H.P. Eng.		2260	6826	P.T.O.			6958
Eng. To Idler; W/Clinton 4.5 H.P. Eng.		2260	6826	Primary			6728
Eng. To Idler; W/Kawasaki 5.2 H.P. Eng.		2250	6825	Trailmate 2359			
Idler To Gear Box; W/3.5 H.P. Eng.		2340	6834	J.S. To Blade			6845
Idler To Gear Box; W/B. & S. 5 H.P. Eng.		2340	6834	KEES, F.D.			
Idler To Gear Box; W/Clinton 4.5 H.P. Eng. . .		2340	6834	32" Mower Deck			
Idler To Gear Box; W/Kawasaki 5.2 H.P. Eng.		2340	6834	Traction	363144		6472BR
C25				36" Mower Deck			
Blade; W/B. & S. 7 H.P. Eng.		3560	6956	Blade	363143		6614BR
C25SP				Traction	363144		6472BR
Blade; W/B. & S. 7 H.P. Eng.		3560	6956	48" Mower Deck			
Blade; W/Kohler 8 H.P. Eng.			6957	Blade; W/52" Belt O.C.	483012		6952
Eng. To Idler; W/B. & S. 7 H.P. Eng.		2270	6827	Blade; W/94" Belt O.C.			6994
Eng. To Idler; W/Kohler 8 H.P. Eng.		2210	6821	Traction	363144		6472BR
Idler To Gear Box; W/B. & S. 7 H.P. Eng.		2380	6838	36110H; 321100; 481600; 601600			
Idler To Gear Box; W/Kohler 8 H.P. Eng.		2340	6834	Variable Speed	363145		6554BR
E-Z Roll				Powermow 361100			
Belt			6827	Traction	363144		6472BR
Spindle - Center To J.S.			6826	Variable Speed	363145		6554BR
J.S. To Traction		2220	6822	Powermow 481100			
GC22				Blade	483012		6952
Blade; W/B. & S., I.C. 5 H.P. Eng.			6845	Traction	363144		6472BR
Blade; W/Kawasaki 5.2 H.P. Eng.			6845	Trans.	483023		6937
Eng. To Idler; W/B. & S., I.C. 5 H.P. Eng.		2260	6826	Variable Speed	363145		6554BR
Idler To Gear Box; W/B. & S., I.C. 5 H.P. Eng.			6834	KINCO			
Eng.		2340	6834	KMG-38			
GC22SP				Blade		2380	6838
Blade; W/Kawasaki 5.2 H.P. Eng.			6845	Traction			AX34
Eng. To Idler; W/Kawasaki 5.2 H.P. Eng.		2250	6825	LAWN BOY			
Idler To Gear Box; W/Kawasaki 5.2 H.P. Eng.			6834	6100; 6200; 6210			
Eng.		2340	6834	Trans.	602956	1290	6729
GC25				8125			
Blade; W/B. & S. 7 H.P. Eng.			6953	Drive	611803		6733
GC25SP							
Blade; W/B. & S. 7 H.P. Eng.			6953				
Blade; W/Kawasaki 7.5 H.P. Eng.			6952				
Blade; W/Kohler 8 H.P. Eng.			6954				
Eng. To Idler; W/B. & S. 7 H.P. Eng.		2270	6827				

Belts for Walk Behind Mowers

Application	OEM No.	Standard Belts	Premium Belts	Application	OEM No.	Standard Belts	Premium Belts
LAWN BOY - Continued				LAZY BOY - Continued			
8157; 8210; 8220; 8221; 8222; 8223; 8224; 8225; 8226				FRS20H-73			
Drive	612652		6732	Blade	1242	2340	6834
8453				HDH400-79; HDH400-80; HDH500			
Drive	611803		6733	Belt	1237	2440	6844
8481				M032; M5012; M5012T			
Drive	612652		6732	Belt; W/B. & S. 5 H.P. Eng.	1258		6840
8600; 8601; 8605				SP501-62			
Lower Drive	610040	1440		Belt; W/23" Belt O.C.	1208	2230	6823
LAWN CHIEF				SP502-63; SP502-64			
Hi Wheel Mower - TA210HW				Belt	1221	1260	6726
Blade			6940	SPH Hi Wheel			
LAZY BOY				Belt	1236	2390	6839
200-71				SPH-22" Hi Wheel S.P.			
Belt	1230	2400	6840	Belt; W/50" Belt O.C.			3V500
B24 Hi Wheel				SPH-63; SPH-64; SPH-65; SPH-66; SPH-67; SPH-70; SPH-71; SPH-72; SPH-73; SPH-74			
Blade		2600	6860	Blade	1236	2390	6839
Drive			3V500	SPH-75; SPH-76			
B24-70; B24-71				Blade	1236	2390	6839
Blade		2620	6862	W3 1721-17			
B24SPH-66; B24SPH-67				Belt	1236	2390	6839
Belt; W/50" Belt O.C.			3V500	WD21			
Belt; W/62" Belt O.C.		2620	6862	Belt	1230	2400	6840
B24SPH-70; B24SPH-71				WD21 SP-71			
Blade		2620	6862	Belt	1236	2390	6839
B30SPH-66; B30SPH-67				LESCO			
Belt; W/50" Belt O.C.			3V500	32" Walk Behind			
B200-9; B200-60; B200-61; B200-62; B200-63; B200-64; B200C				Mower Drive; W/Kawasaki, Kohler 12.5 H.P. Eng.	030779		6979
Belt	1205	2220	6822	Trans.; W/Kawasaki, Kohler 12.5 H.P. Eng.	013874		6839
B200H-64; B200H-65; B200H-66; B200H-67; B200H-68; B200H-69; B200H-70; B200H-71; B200H-72; B200H-73				36" Walk Behind			
Belt	1230	2400	6840	Mower Drive; W/Kawasaki, Kohler 12.5 H.P. Eng.	017249		6981
B200H-74; B200H-75; B200H-76				Trans.; W/Kawasaki, Kohler 12.5 H.P. Eng.	013874		6839
Belt	1230	2400	6840	48" Walk Behind			
B200SPH-71; B200SPH-73; B200SPH-74; B200SPH-75; B200SPH-76				Blade Drive; W/Kawasaki, Kohler 12.5 H.P. Eng.	050480		6953
Blade	1242	2340	6834	Mower Drive; W/Kawasaki, Kohler 12.5 H.P. Eng.	021947		6989
B301C				Trans.; W/Kawasaki, Kohler 12.5 H.P. Eng.	013874		6839
Belt	1205	2220	6822	52" Commercial Mower			
B400 Hi Wheel				Blade Drive; W/Kohler 20 H.P. Eng.; W/61" Belt O.C.	018352		6961
Belt	1237	2440	6844	Blade Drive; W/Kohler 20 H.P. Eng.; W/62" Belt O.C.	018353		6952
B400-8				Blower; W/Kohler 20 H.P. Eng.	018925		6966
Belt	1205	2220	6822	P.T.O.; W/Kohler 20 H.P. Eng.	050477		6840
B400C				LOCKE			
Belt		2240	6824	60			
B400H-66; B400H-67; B400H-68; B400H-69; B400H-70				Reel Drive	6087	2260	6826
Belt	1237	2440	6844	Traction	6088	2290	6829
B400H-71; B400H-74; B400H-75; B400H-76				66			
Belt; W/39" Belt O.C.	1236	2390	6839	Belt	6304	2340	6834
Belt; W/44" Belt O.C.	1237	2440	6844	75			
B400SPH-73				Reel Drive	6087	2260	6826
Blade	1236	2390	6839	Traction	6088	2290	6829
B2014C				Maxi-II			
Belt	1205	2220	6822	Belt; W/35" Belt O.C.	3592	1350	6735
C7222-73				Belt; W/48" Belt O.C.	3280	2480	6848
Belt	1237	2440	6844	Belt; W/49" Belt O.C.		2490	6849
C7222SP-73				LONG			
Blade	1236	2390	6839	Big Pro			
DLB				Spindle			B120
Belt	1288	2280	6828	MAXIM			
FR20H-73				22" Push Mower			
Belt	1230	2400	6840	Drive; W/5 H.P. Eng.	272206		6841

Belts for Walk Behind Mowers

Lawn & Garden Equipment

Application	OEM No.	Standard Belts	Premium Belts	Application	OEM No.	Standard Belts	Premium Belts
MAXIM - Continued				MICHAELS MACHINE - Continued			
22" S.P. Mower				SP20212			
Drive; W/5 H.P. Eng.	272227		6726	Belt		2490	6849
24" S.P. Mower				MIDDLESWORTH			
Drive; W/8 H.P. Eng.	272233		6855	26			
2035BV				Mower; W/5 H.P. Eng.	10023		6834
Belt	320272204	2380	6838	Traction; W/5 H.P. Eng.	10026		6736
2240BH				MIDLAND			
Belt	320272205	2400	6840	128-272			
2240BSP				Traction	7540114		6824
Blade	320272205	2400	6840	MITCHELL MFG. CO.			
Drive		2320	6832	MSSP22; PLSP22			
2240BV				Belt	B16035	1350	6735
Belt		2410	6841	MONO			
2250BH				DP22			
Belt	320272205	2400	6840	Belt		2318	
2450BH				H4-22-BR			
Belt; W/41" Belt O.C.		2410	6841	Belt	G450	2450	6845
Belt; W/42" Belt O.C.		2420	6842	HW22			
2450BSP				Belt		2260	6826
Blade		2420	6842	HW24			
Drive		2330	6833	Belt		2290	6829
GL524B High Wheel S.P.				MDR-22			
Belt; W/30" Belt O.C.; W/5 H.P. Eng.	272232		6730	Drive	G1341	2328	
Belt; W/55" Belt O.C.; W/5 H.P. Eng.	272233		6855	MFD-22			
MCLANE				Drive	G1608	1350	6735
17 Series				MPX-22			
Belt	4060	2200	6820	Drive	G1277	1360	6736
20 Series				RFD-22			
Belt	1060	2190	6819	Drive	G1608	1350	6735
25 Series				RPX-22			
Belt	4060	2200	6820	Drive	G1277	1360	6736
KR-2R-SP-7				RRD-22			
Belt	1060		6819	Drive	G1341	2328	
UG-20-4G-10				MONTGOMERY			
Blade			6823	22" S.P.			
Drive			6819	Belt		2250	6825
MICHAELS MACHINE				CC34			
F 21"				Front Mounted Reel		2280	6828
Belt	F656	3560	6956	SL34			
FH 24"; FH 24K; FH 24W; FL 26"; FS 21"				Belt			6870
Belt; W/38" Belt O.C.	F238	2380	6838	MONTGOMERY WARD			
Belt; W/49" Belt O.C.; W/1/2" Belt T.W.	F249	2490	6849	65TBK			
Belt; W/49" Belt O.C.; W/21/32" Belt T.W.		3490	6949	Belt	11723	2230	6823
Belt; W/50" Belt O.C.	F650	3500	6950	127			
Belt; W/56" Belt O.C.	F656	3560	6956	Belt	165120	2180	6818
G28				169A			
Belt; W/38" Belt O.C.	F238	2380	6838	Drive	1020699	1270	6727
Belt; W/41" Belt O.C.	F241	2410	6841	175			
Belt; W/42" Belt O.C.	F242	2420	6842	Belt	165120	2180	6818
Belt; W/80" Belt O.C.		3800	6980	441C			
Belt; W/81" Belt O.C.	G681	3810	6981	Blade; W/43" Belt O.C.	7540109		6843
GL28				Blade; W/55" Belt O.C.	7540144	3550	6955
Belt; W/24" Belt O.C.		2240	6824	8317			
Belt; W/37" Belt O.C.		2370	6837	Belt	484620	1280	6728
Belt; W/38" Belt O.C.		2380	6838	37310			
Belt; W/74" Belt O.C.			6974	Traction	7540935	2310	6831
GL28L				37442			
Belt; W/25" Belt O.C.		2250	6825	Blade	7540109		6843
Belt; W/36" Belt O.C.		2360	6836	Drive	7540177		6832
Belt; W/37" Belt O.C.		2370	6837	37550; 37552; 37575			
RL26B; RL26K				Belt	165120	2180	6818
Belt; W/30" Belt O.C.	R230	2300	6830	52987100			
Belt; W/32" Belt O.C.	R232	2320	6832	Traction	52450	1290	
Belt; W/68" Belt O.C.	R665		6968				
SP2062							
Belt		3500	6950				
SP2064							
Belt		2380	6838				

② Two Required.

Belts for Walk Behind Mowers

Application	OEM No.	Standard Belts	Premium Belts	Application	OEM No.	Standard Belts	Premium Belts
MONTGOMERY WARD - Continued				MONTGOMERY WARD - Continued			
FN120A Belt	19037	2210	6821	TMO37322A; TMO37322B; TMO37327; TMO37327A Traction	7540935		6831
FN5636 Belt	2119	2210	6821	TMO37330 Drive	7540219		6826
FN8110; FN8113A; FN8114A; FN8117A; FN8118A; FN8119A Belt	19037	2210	6821	TMO37330A Blade	7540163		6828
GIL1621 Belt; W/30" Belt O.C. Belt; W/60" Belt O.C.	4638 4825		6830 6860	TMO37332; TMO37333; TMO37333B Traction	7540935		6831
HM8150H Belt; W/21" Belt O.C. Belt; W/33" Belt O.C.	L141029 L141038	2210 2330	6821 6833	TMO37334A Drive	7540292		6826
HM8300A; HM8300B; HM8300C Belt	L21P1290	1290	6729	TMO37335A Traction	7540935		6831
HM8332A; HM8333A Belt	L19P21290	1350	6735	TMO37338B Traction	7540104		6832
HM8335A Belt	L21P21290	1370	6737	TMO37339A; TMO37340A; TMO37341; TMO37341A Traction	7540935		6831
TBK8310A Belt	11723	2230	6823	TMO37343; TMO37343A; TMO37343B; TMO37344; TMO37344A Belt	7540252		6833
TDZ65 Belt		1293		TMO37346B Drive	7540292		6826
TDZ69A Belt	1020699	1270	6727	TMO37351A Traction	7540935		6831
TDZ71A; TDZ74A; TDZ74X Belt	1008304	1370	6737	TMO37353A Drive	7540292		6826
TDZ135A; TDZ135B Belt		1293		TMO37408A Belt	7540114		6824
TDZ168A; TDZ169A Belt	1020699	1270	6727	TMO37415A; TMO37415B; TMO37415C Blade	7540163		6828
TDZ189A Belt	1008304	1370	6737	TMO37418A Drive	7540114	2240	6824
TER108A Belt	100162	2220	6822	TMO37420A; TMO37420B Drive	7540219	2260	6826
TM-19560 Belt	JA992251		6854	TMO37424A Drive	7540114	2240	6824
TMD423D; TMD423E Belt; W/31" Belt O.C. Belt; W/43" Belt O.C.	7540121 7540109		6831 6843	TMO37442A Blade	7540109		6843
TMO63A Traction	7540104		6832	Drive	7540177		6832
TMO89-423 Belt; W/32" Belt O.C. Belt; W/43" Belt O.C.	7540104 7540109		6832 6843	TMO37448B; TMO37478A; TMO37478B Traction	7540341		6989
TMO190-500 Belt	JA992251		6854	TMO122303A Traction	7540935		6831
TMO226A; TMO227A; TMO229A Belt		2300	6830	TMJ8324 Belt	102625	2530	6853
TMO420A Traction	7540104		6832	WFH610-1; WFH640-1 Belt	1108466		6833
TMO421A; TMO422A Belt	7540105	2300	6830	WFH37134A Drive	1723661		6741
TMO441; TMO441C; TMO441D; TMO441E; TMO441F; TMO441G Blade	7540144	3550	6955	WHE1427A Drive	308459		3V300
Drive	7540143		6728	ZGS177A; ZGS177B; ZGS177C Drive	52538	2240	6824
TMO441M Blade	7540267		6859	ZMY168 Belt		2190	6819
TMO443A Blade	7540144	3550	6955	ZYJ99A; ZYJ99B Belt	165120	2180	6818
Drive	7540143		6728	ZYJ177A 20" Belt	165129	2260	6826
TMO37310; TMO37315; TMO37320; TMO37320A; TMO37321; TMO37321A; TMO37321C; TMO37321D; TMO37321E; TMO37322 Traction	7540935		6831	ZYJ185A; ZYJ186A; ZYJ202A; ZYJ202B; ZYJ204A; ZYJ204B; ZYJ205A Belt	165120	2180	6818
				ZYJ233A Blade	165112	1190	6719
				Drive	2006		6828

Lawn & Garden Equipment

Belts for Walk Behind Mowers

Lawn & Garden Equipment

Application	OEM No.	Standard Belts	Premium Belts
MONTGOMERY WARD - Continued			
ZYJ233A - Continued			
J.S.	165129	2260	6826
ZYJ389A 20"			
Belt	165129	2260	6826
MOTO-MOWER			
61-201 21"			
Belt	5234	1310	6731
61-400 18"; 61-401 21"			
Belt	1017723	2180	6818
200			
Belt	5234	1310	6731
200 22" S.P.			
Belt	1020699	1270	6727
201; 203 S.P.; 204 S.P.			
Belt	5234	1310	6731
220 20" S.P.			
Belt	1020699	1270	6727
222 S.P.; 223 S.P.; 232 S.P.			
Belt	5234	1310	6731
420; 421; 422			
Belt	1017723	2180	6818
Deluxe 21"; Riviera 18"; Riviera 21"			
Belt	5234	1310	6731
Scout 21"			
Belt; Ser. No. KSB1851 & After	2492	2250	6825
Belt; Ser. No. KSB4401 & After	2492	②2250	②6825
Scout 22"			
Belt	2492	②2250	②6825
Super 61-100 18"			
Belt	1017723	2180	6818
MOTT			
18-60			
Blade	186	3470	6947
18A			
Blade	P127	2275	
Drive	P322	1210	6721
B9			
Blade	P49	3580	6958
Blade - High Speed Drive	102	2610	6861
Drive	P50	②3320	②6932
B9DP; B9DS; B9SS			
Blade	P49	3580	6958
Drive	P50	②3320	②6932
B32			
Blade	P49	3580	6958
Blade - High Speed Drive	102	2610	6861
Drive	P50	②3320	②6932
B32DP; B32DS; B32SP; B32SS			
Blade	P49	3580	6958
Drive	P50	②3320	②6932
FHC; G60; LB			
Blade	186	3470	6947
T38			
Blade	P638	3390	6939
MOZ-ALL			
L22G5; L22GP8			
Blade	L115	2410	6841
Drive; W/18" Belt O.C.	218	2180	6818
Drive; W/25" Belt O.C.	219	2250	6825
M20G3; M20GP5			
Blade	M115	2380	6838
Drive; W/18" Belt O.C.	218	2180	6818
Drive; W/25" Belt O.C.	219	2250	6825
M-22; M-22GP			
Belt; W/18" Belt O.C.		2180	6818
Belt; W/25" Belt O.C.		2250	6825

Application	OEM No.	Standard Belts	Premium Belts
MOZ-ALL - Continued			
M-22; M-22GP - Continued			
Belt; W/41" Belt O.C.			6841
SB19GB			
Blade	219	2250	6825
SD-19; SD-19B			
Belt			6825
MTD GOLD			
12AGB2JA004; 12AVB2M7004; 12AVB26N704			
Drive	95404260		6734
12AVD32Q704			
Drive	95404282		6731
MTD PRODUCTS, INC.			
3Z467; 3Z468; 3Z468A			
Blade	7540109		6843
Trans.; W/31" Belt O.C.	7540121		6831
Trans.; W/32" Belt O.C.	7540177		6832
3Z504			
Belt	7540935	2310	6831
3Z585			
Belt	7540163		6828
3Z5389			
Blade	7540144	3550	6955
Trans.	7540143		6728
12A-137G; 12A-138C; 12A-138L; 12A-148			
Drive; 1997	7540343		6731
12A-233C; 12A-234A; 12A-238B; 12A-238C;			
12A-238T; 12A-239A; 12A-239N			
Drive; 1999-1997	7540369		6426BR
12A-260A; 12A-260B; 12A-262C; 12A-263A;			
12A-263B; 12A-264A; 12A-264B; 12A-264C;			
12A-266F; 12A-268C			
Drive; 1999-1998	7540466		6737
12A-269B			
Drive; 1999-1998	7540466		6737
12A-373F; 12A-375G; 12A-377G; 12A-378L;			
12A-378M; 12A-378N; 12A-378Q; 12A-379A			
Drive	7540271		6557BR
12A-379B			
Drive; 2000-1997	7540271		6557BR
12A-379N			
Drive	7540271		6557BR
12A-385			
Drive; 2000-1999, 1997	7540271		6557BR
12A-385A; 12A-388T; 12A-389I			
Drive	7540271		6557BR
12A-443F			
Drive	7540465		6736
12A-445B			
Drive	7540271		6557BR
12A-446D; 12A-453F			
Drive	7540465		6736
12A-455B			
Drive	7540271		6557BR
12A-455G			
Drive	7540465		6736
12A-458B			
Drive	7540271		6557BR
12A-458C			
Drive	7540465		6736
12A-458P			
Drive	7540271		6557BR
12A-459A			
Drive	7540465		6736
12A-459D			
Drive	7540271		6557BR

② Two Required.

Belts for Walk Behind Mowers

Application	OEM No.	Standard Belts	Premium Belts	Application	OEM No.	Standard Belts	Premium Belts
MTD PRODUCTS, INC. - Continued				MTD PRODUCTS, INC. - Continued			
12A-468N; 12A-469B Drive; 1998	7540465		6736	113-500 Blade	7540116	2420	6842
12A-475A; 12A-478N Drive; 1997	7540346		6411BR	113-530A Belt	7540109		6843
12A-478R Drive	7540346		6411BR	113-550A; 114-500A Blade	7540116	2420	6842
12A-528N; 12A-528T Drive; 2000	7540483		6738	114-530A Belt	7540109		6843
Drive; 1999-1998	7540369		6426BR	114-533 Blade	7540274		6844
12A-559K Drive; 2000-1998	7540465		6736	115-290 Drive	7540114	2240	6824
12A-565H; 12A-565I; 12A-568N Drive; 1999-1998	7540465		6736	115-500 Belt	7540109		6843
12A-568Q Drive; 2000	7540465		6736	115-500A Blade	7540116	2420	6842
12A-586F; 12A-588B; 12A-588N; 12A-588P; 12A-589B; 12A-589N Drive; 1999-1998	7540466		6737	115-530; 115-530A Belt	7540109		6843
12A-827A; 12A-829D Drive; 1999, 1997	7540343		6731	115-533 Blade	7540274		6844
12A-959C; 12A-967K; 12A-979C; 12A-979L; 12A-999C; 12A-999L Drive; 2000-1998	7540460		6739	116-322; 116-362 Traction	7540252		6833
12AE458G Drive	7540271		6557BR	116-365 Traction	7540292		6826
12AE458K; 12AE459F; 12AE459H Drive; 1998	7540465		6736	116-366 Traction	7540252		6833
12AE999M Drive; 2000, 1998	7540460		6739	116-367 Traction	7540292		6826
12B-264A Drive; W/37" Belt O.C.; 2000	7540466		6737	116-374; 116-376 Traction	7540252		6833
Drive; W/38" Belt O.C.; 2000	7540483		6738	116-500 Belt	7540109		6843
14-270 Drive	7540114	2240	6824	116-500A Blade	7540116	2420	6842
21-4617 Belt	7540177	2320	6832	116-530A Belt	7540109		6843
31A-615D; 31AE6A4E; 31AE6B3H; 31AE6C0F; 31AE553F; 31AE573H; 31AE633E; 31AE640E; 31AE640F; 31AE642E Drive	7540346		6411BR	116-560 Blade	7540325		6857
31AE643F; 31AE644E; 31AE644F; 31AE645E; 31AE653F; 31AE660F; 31AE660G; 31AE660H; 31AE662E; 31AE662G Drive	7540346		6411BR	Traction	7540327		6928
31AE662H; 31AE663G; 31AE663H; 31AE664F; 31AE665E; 31AE740F; 31AE753F; 31AE762F; 31AE765F; 31AH553G Drive	7540346		6411BR	117-234 Traction	7540114	2240	6824
31AH763H; 31BE640F; 31BE642F Drive	7540346		6411BR	117-322 Traction	7540163		6828
87-301 Traction	7540242	2320	6832	117-362 Traction	7540252		6833
110-500 Blade	7540116	2420	6842	117-365 Traction	7540292		6826
110-530; 110-530A Belt	7540109		6843	117-366 Traction	7540252		6833
111-500 Blade	7540116	2420	6842	117-500; 117-500A Blade	7540116	2420	6842
111-530 Belt	7540109		6843	117-530; 117-530A Belt	7540109		6843
112-280; 112-282 Drive	7540114	2240	6824	117-560 Blade	7540326		6862
112-500 Blade	7540116	2420	6842	Traction	7540327		6928
112-530 Belt	7540109		6843	118-500; 118-500A Blade	7540116	2420	6842
112-280; 112-282 Drive	7540114	2240	6824	118-530; 118-530A; 119-530; 119-530A Belt	7540109		6843
112-500 Blade	7540116	2420	6842	120-176B; 120-178B; 120-178E Drive	7540343		6731
112-530 Belt	7540109		6843	120-200; 120-220 Traction	7540242	2320	6832
				120-232R; 120-234R; 120-236R; 120-238R Drive	7540369		6426BR

Belts for Walk Behind Mowers

Application	OEM No.	Standard Belts	Premium Belts	Application	OEM No.	Standard Belts	Premium Belts
MTD PRODUCTS, INC. - Continued				MTD PRODUCTS, INC. - Continued			
120-250				121-524R; 121-526R; 121-528R			
Belt; W/28" Belt O.C.	7540163		6828	Drive	7540369		6426BR
Belt; W/32" Belt O.C.	7540242	2320	6832	121-550			
120-250A; 120-255A				Blade	7540109		6843
Belt	7540163		6828	Trans.	7540121		6831
120-270; 120-272; 120-274; 120-280A; 120-290A				121-550A			
Drive	7540114	2240	6824	Blade	7540109		6843
120-335; 120-335A; 120-336; 120-336A				Trans.	7540177		6832
Belt	7540163		6828	121-560B			
120-337; 120-337A; 120-343A				Blade	7540326		6862
Traction	7540252		6833	Drive	7540327		6728
120-350A; 120-351A; 120-355A; 120-450				121-570; 121-570A			
Belt	7540935	2310	6831	Blade; W/55" Belt O.C.	7540144	3550	6955
120-462R; 120-463R; 120-464R; 120-465R; 120-466B; 120-466R; 120-467R; 120-468B; 120-468R; 120-470R				Blade; W/59" Belt O.C.	7540267		6859
Drive	7540346		6411BR	Trans.	7540143		6728
120-471R; 120-472R; 120-473R; 120-474R; 120-475R; 120-476B; 120-476R; 120-477R; 120-478B; 120-478R				121-838E; 121-838R; 121-848R; 122-115R; 122-118R			
Drive	7540346		6411BR	Drive	7540343		6731
120-479R				122-220			
Drive	7540346		6411BR	Traction	7540242	2320	6832
120-524R; 120-526R; 120-528R				122-232R			
Drive	7540369		6426BR	Deck	7540369		6426BR
120-550				122-236R; 122-238R			
Blade	7540109		6843	Drive	7540369		6426BR
Trans.	7540121		6831	122-280; 122-282; 122-290			
120-550A				Traction	7540114	2240	6824
Blade	7540109		6843	122-290A			
Trans.	7540177		6832	Drive	7540114	2240	6824
120-560B				Traction	7540114	2240	6824
Blade	7540326		6862	122-292			
Drive	7540327		6728	Traction	7540114	2240	6824
120-570; 120-570A				122-320A			
Blade; W/55" Belt O.C.	7540144	3550	6955	Traction	7540163		6828
Blade; W/59" Belt O.C.	7540267		6859	122-322			
Trans.	7540143		6728	Traction	7540242	2320	6832
120-848B; 120-848E; 120-848R; 121-115R; 121-118R				122-336A			
Drive	7540343		6731	Traction	7540163		6828
121-220				122-343			
Traction	7540242	2320	6832	Belt	7540252		6833
121-232R; 121-233R; 121-234R; 121-236E; 121-236R; 121-238R				122-343A			
Drive	7540369		6426BR	Belt	7540252	2330	
121-240				122-375A			
Traction	7540242	2320	6832	Belt	7540252	2330	
121-280; 121-282; 121-290; 121-292				Traction	7540252		6833
Traction	7540114	2240	6824	122-440R; 122-442R; 122-452R; 122-456R; 122-458R			
121-320				Drive	7540271		6557BR
Traction	7540242	2320	6832	122-474R; 122-475R; 122-476R; 122-478B; 122-478E; 122-478R; 122-479R; 122-488R			
121-343A				Drive	7540346		6411BR
Belt	7540252		6833	122-528R			
121-350A; 121-450				Drive	7540369		6426BR
Belt	7540935	2310	6831	122-550			
121-460R; 121-461R; 121-462R; 121-463R; 121-464R; 121-465R; 121-466R; 121-467R; 121-469R; 121-470R				Blade	7540109		6843
Drive	7540346		6411BR	Trans.	7540121		6831
121-471R; 121-472R; 121-473R; 121-474R; 121-475R; 121-476E; 121-476R; 121-477R; 121-478E; 121-478R				122-550A			
Drive	7540346		6411BR	Blade	7540109		6843
121-479R				Trans.	7540177		6832
Drive	7540346		6411BR	122-570			
				Blade; W/55" Belt O.C.	7540144	3550	6955
				Blade; W/59" Belt O.C.	7540267		6859
				Trans.	7540143		6728
				122-570A			
				Blade	7540267		6859
				Trans.	7540143		6728
				122-578; 122-650			
				Blade			6859
				Trans.	7540143		6728

Belts for Walk Behind Mowers

Application	OEM No.	Standard Belts	Premium Belts	Application	OEM No.	Standard Belts	Premium Belts
MTD PRODUCTS, INC. - Continued				MTD PRODUCTS, INC. - Continued			
122-690; 122-692				124-238A; 124-238F; 124-238H			
Belt	7540239	2290	6829	Deck	7540369		6426BR
123-118A				124-280			
Drive	7540343		6731	Drive	7540114	2240	6824
123-220				124-280A			
Traction	7540242	2320	6832	Traction	7540114	2240	6824
123-232A				124-290A; 124-294; 124-295A			
Drive	7540369		6426BR	Drive	7540114	2240	6824
123-232D; 123-232H; 123-235E; 123-236A; 123-238A; 123-238C; 123-238F; 123-238H; 123-246C				124-320; 124-332			
Deck	7540369		6426BR	Belt	7540163		6828
123-280				124-350A			
Traction	7540114	2240	6824	Belt	7540935	2310	6831
123-285				124-362; 124-364			
Drive	7540114	2240	6824	Traction	7540252		6833
123-290				124-365			
Traction	7540114	2240	6824	Belt	7540252		6833
123-294				124-374; 124-376			
Drive	7540114	2240	6824	Traction	7540252		6833
123-295				124-382			
Traction	7540114	2240	6824	Belt	7540252		6833
123-336				124-442; 124-442B; 124-446B; 124-447G			
Traction	7540163		6828	Drive	7540271		6557BR
123-364; 123-374				124-450			
Belt	7540252	2330		Belt	7540935	2310	6831
123-440C; 123-452B; 123-456B; 123-458B				124-452B; 124-457H; 124-458; 124-458B			
Drive	7540271		6557BR	Drive	7540271		6557BR
123-477D; 123-478A; 123-478C; 123-478F; 123-478H; 123-479A; 123-488C; 123-488F				124-475; 124-477D; 124-478; 124-478A; 124-478C; 124-478D; 124-478F; 124-478H; 124-487; 124-487D			
Drive	7540346		6411BR	Drive	7540346		6411BR
123-528A				124-488; 124-488C; 124-488F			
Drive	7540369		6426BR	Drive	7540346		6411BR
123-528C; 123-528F; 123-528H				124-528A			
Deck	7540369		6426BR	Drive	7540369		6426BR
123-550				124-528F; 124-528Q			
Blade	7540109		6843	Deck	7540369		6426BR
Trans.	7540121		6831	124-550			
123-550A				Blade; W/32" Belt O.C.	7540177		6832
Blade; W/32" Belt O.C.	7540177		6832	Blade; W/43" Belt O.C.	7540109		6843
Blade; W/43" Belt O.C.	7540109		6843	Trans.	7540121		6831
Trans.	7540121		6831	124-550A			
123-554				Blade	7540109		6843
Belt; W/33" Belt O.C.	7540146		6833	Trans.	7540121		6831
Belt; W/44" Belt O.C.	7540222		6844	124-553			
123-570; 123-574				Belt; W/33" Belt O.C.	7540146	2330	6833
Blade	7540267		6859	Belt; W/44" Belt O.C.	7540274	2440	6844
Trans.	7540143		6728	124-570; 124-570A			
123-650				Blade	7540144	3550	6955
Belt	7540935	2310	6831	Trans.	7540143		6728
123-690; 123-695				124-573; 124-574			
Belt	7540239	2290	6829	Blade	7540267		6859
123-848C; 123E848C; 124-137; 124-138; 124-138A; 124-146; 124-146D				Trans.	7540143		6728
Drive	7540343		6731	124-690; 124-690A; 124-695; 124-695A			
124-147; 124-148				Belt	7540239	2290	6829
Trans.	7540343		6731	124-828; 124-848; 124-848C; 125-138C			
124-224				Drive	7540343		6731
Traction	7540242	2320	6832	125-148C			
124-232				Drive	7540369		6426BR
Drive	7540114	2240	6824	125-202; 125-204; 125-212; 125-214			
124-232A				Belt	7540104		6832
Drive	7540369		6426BR	125-233B			
124-232D				Deck	7540369		6426BR
Deck	7540369		6426BR	125-234			
124-234				Drive	7540114	2240	6824
Drive	7540114	2240	6824	125-234A			
				Deck	7540369		6426BR

Lawn & Garden Equipment

Belts for Walk Behind Mowers

Application	OEM No.	Standard Belts	Premium Belts	Application	OEM No.	Standard Belts	Premium Belts
MTD PRODUCTS, INC. - Continued				MTD PRODUCTS, INC. - Continued			
125-238C Drive	7540369		6426BR	126-202; 126-204; 126-212; 126-214; 126-216 Belt	7540104		6832
125-238R Deck	7540369		6426BR	126-220; 126-221; 126-230 Traction	7540242	2320	6832
125-280; 125-280A Drive	7540114	2240	6824	126-234 Drive	7540114	2240	6824
125-290 Traction	7540114	2240	6824	126-234A; 126-235A Deck	7540369		6426BR
125-290A; 125-294; 125-295; 125-295A Drive	7540114	2240	6824	126-238C Drive	7540369		6426BR
125-320; 125-322 Belt	7540163		6828	126-238M; 126-238T Deck	7540369		6426BR
125-350 Belt	7540935		6831	126-240 Belt	7540935	2310	6831
125-350A Belt	7540935	2310	6831	126-241 Traction	7540242	2320	6832
125-364 Traction	7540252		6833	126-270 Traction	7540114	2240	6824
125-365 Traction	7540292		6826	126-280 Belt	7540192		6834
125-366 Drive; W/26" Belt O.C.	7540292		6826	126-280A; 126-290A; 126-295A Drive	7540114	2240	6824
Drive; W/33" Belt O.C.	7540252		6833	126-320; 126-322 Traction	7540163		6828
125-374; 125-376 Traction	7540252		6833	126-350A Belt	7540935	2310	6831
125-450 Belt	7540935	2310	6831	126-351 Drive	7540935		6831
125-454B; 125-455D; 125-456B; 125-458B; 125-458S Drive	7540271		6557BR	126-362; 126-364 Traction	7540252		6833
125-475A; 125-475C; 125-478C; 125-478Q; 125-478R; 125-487G; 125-488C; 125-488Q; 125-488R Drive	7540346		6411BR	126-365 Traction	7540292		6826
125-500A Blade	7540109		6843	126-366 Drive; W/26" Belt O.C.	7540292		6826
Trans.	7540177		6832	Drive; W/33" Belt O.C.	7540252		6833
125-528C Drive	7540369		6426BR	126-367 Traction	7540292		6826
125-528R Deck	7540369		6426BR	126-374; 126-376 Traction	7540252		6833
125-550 Blade	7540109	2430	6843	126-450 Belt	7540935	2310	6831
Drive	7540177		6832	126-450C Drive	7540271		6557BR
125-553 Blade	7540274		6844	126-451 Belt	7540935	2310	6831
Drive	7540146		6833	126-455B; 126-458B Drive	7540271		6557BR
125-570; 125-570A Blade	7540144	3550	6955	126-478C; 126-478L; 126-478M; 126-478N; 126-487G; 126-488L; 126-488N; 126-488Q; 126-488T Drive	7540346		6411BR
Trans.	7540143		6728	126-528N Drive	7540369		6426BR
125-573 Blade	7540267		6859	126-528T Deck	7540369		6426BR
Trans.	7540143		6728	126-550 Blade	7540109		6843
125-574 Belt	7540267		6859	Traction	7540104		6832
125-690; 125-695 Belt	7540239	2290	6829	126-550A Blade	7540109		6843
125-848C Drive	7540343		6731	126-560 Blade	7540326		6862
125E448G Drive	7540271		6557BR	Traction	7540327		6928
126-000 Traction		2320	6832	126-570A Blade	7540144	3550	6955
126-138C Drive	7540343		6731	Trans.	7540143		6728
126-170 Traction	7540242	2320	6832				

Belts for Walk Behind Mowers

Application	OEM No.	Standard Belts	Premium Belts	Application	OEM No.	Standard Belts	Premium Belts
MTD PRODUCTS, INC. - Continued				MTD PRODUCTS, INC. - Continued			
126-828T				128-232R			
Drive	7540343		6731	Traction	7540114	2240	6824
126E458G; 126E458S				128-234			
Drive	7540271		6557BR	Drive	7540114	2240	6824
126E478E; 126E478O				128-241			
Drive	7540346		6411BR	Traction	7540242	2320	6832
127-170				128-250; 128-250A			
Traction	7540242	2320	6832	Belt	7540163		6828
127-202; 127-204; 127-212; 127-214; 127-216				128-252R			
Belt	7540104		6832	Traction	7540114	2240	6824
127-220; 127-222; 127-230				128-255; 128-255A			
Traction	7540242	2320	6832	Belt	7540163		6828
127-234				128-262R; 128-266R; 128-269R; 128-270; 128-272			
Drive	7540114	2240	6824	Traction	7540114	2240	6824
127-240; 127-241				128-280A			
Traction	7540242	2320	6832	Drive	7540114	2240	6824
127-270				Traction	7540114	2240	6824
Traction	7540114	2240	6824	128-290			
127-280A; 127-290; 127-290A				Drive	7540114	2240	6824
Drive	7540114	2240	6824	128-290A			
127-322; 127-335; 127-335A				Traction	7540114	2240	6824
Belt	7540163		6828	128-335			
127-345A				Belt; W/28" Belt O.C.	7540163		6828
Belt	7540219	2260	6826	Belt; W/31" Belt O.C.	7540935	2310	6831
127-350; 127-350A				128-335A			
Belt	7540935	2310	6831	Belt; W/28" Belt O.C.	7540163		6828
127-351; 127-352				Belt; W/31" Belt O.C.	7540935	2310	6831
Drive	7540935		6831	Blade	7540326		6862
127-362; 127-364				Traction	7540327	3280	6928
Belt	7540252		6833	128-336A			
127-365				Belt; W/28" Belt O.C.	7540163		6828
Drive; W/26" Belt O.C.	7540219		6826	Belt; W/31" Belt O.C.	7540935	2310	6831
Drive; W/83" Belt O.C.	7540365		6798BR	128-350			
127-366				Drive	7540935	2310	6831
Belt	7540252		6833	128-350A; 128-450; 128-451; 128-455			
127-450; 127-451				Belt	7540935	2310	6831
Belt	7540935	2310	6831	128-464R; 128-465R; 128-466B; 128-466R; 128-467R; 128-468R; 128-469R; 128-470R; 128-471R; 128-472R			
127-550				Drive	7540346		6411BR
Blade	7540109		6843	128-473R; 128-474R; 128-475R; 128-476B; 128-476R; 128-477R; 128-478B; 128-478R; 128-479R			
Traction	7540104		6832	Drive	7540346		6411BR
127-550A				128-550			
Blade	7540109		6843	Blade	7540109		6843
Trans.	7540177		6832	Trans.	7540121		6831
127-552				128-550A			
Blade	7540109		6843	Blade	7540109		6843
Traction	7540104		6832	Trans.	7540177		6832
127-560				128-552			
Blade	7540326		6862	Blade	7540109		6843
Traction	7540327		6928	Trans.	7540121		6831
127-570A				128-570A			
Blade	7540144	3550	6955	Blade	7540144	3550	6955
Trans.	7540143		6728	Trans.	7540143		6728
128-166R				129-170			
Traction	7540343	1310	6731	Traction	7540105		6830
128-170				129-220			
Traction	7540105		6830	Traction	7540242	2320	6832
128-176B				129-226			
Drive	7540346		6411BR	Drive	7540114	2240	6824
128-176E; 128-176R; 128-177R				129-230			
Traction	7540343	1310	6731	Traction	7540242	2320	6832
128-204; 128-214; 128-216; 128-220; 128-222				129-234			
Traction	7540104	2320	6832	Drive	7540114	2240	6824
128-226							
Drive	7540114	2240	6824				
128-230							
Traction	7540242	2320	6832				

Lawn & Garden Equipment

Belts for Walk Behind Mowers

Lawn & Garden Equipment

Application	OEM No.	Standard Belts	Premium Belts	Application	OEM No.	Standard Belts	Premium Belts
MTD PRODUCTS, INC. - Continued				MTD PRODUCTS, INC. - Continued			
129-250; 129-250A; 129-255; 129-255A				157-510; 157-520			
Belt; W/28" Belt O.C.7540163			6828	Drive7540100	2180		6818
Belt; W/31" Belt O.C.7540935	2310		6831	157-585; 157-585A; 157-590; 157-590A; 158-585; 158-585A; 158-590			
129-270; 129-272; 129-280; 129-280A; 129-290; 129-290A				Belt1651020	2180		
Traction7540114	2240		6824	159-518			
129-335				Drive7540126			6820
Belt; W/28" Belt O.C.7540163			6828	159-590A			
Belt; W/31" Belt O.C.7540935	2310		6831	Belt1651020	2180		
129-335A; 129-336; 129-336A				183-850; 184-850			
Belt7540163			6828	Belt7540141			6183
129-350; 129-350A				194-943			
Belt7540935	2310		6831	Drive7540218			6959
129-352R; 129-353R; 129-354R				194-967			
Drive7540935			6831	Drive7540238			6892
129-355A				220-046; 220-129			
Belt7540163			6828	Traction7540242	2320		6832
129-355R; 129-356R; 129-357R; 129-358R; 129-359R				222-791			
Drive7540935			6831	Belt7540935	2310		6831
129-466B; 129-476B				223-703			
Drive7540346			6411BR	Blade7540109			6843
129-550				Trans.7540177			6832
Blade7540109			6843	223-2213			
Trans.7540121			6831	Blade7540109			6843
129-550A				Trans.7540121			6831
Blade7540109			6843	223-3106			
Trans.7540177			6832	Belt7540239	2290		6829
129-560B				223-3151; 223-3206; 223-3211			
Blade7540326			6862	Drive7540114	2240		6824
Traction7540327	3280		6928	223-3272			
129-570A				Belt7540109			6843
Blade7540144	3550		6955	223-3286			
Trans.7540143			6728	Blade7540109			6843
129-826R; 129-836E; 129-836R; 129-837R; 129-838R				Trans.7540121			6831
Traction7540343	1310		6731	223-3403			
138-478R				Belt7540935	2310		6831
Drive7540346			6411BR	223-3411			
150-518				Blade7540116	2420		6842
Drive7540126			6820	223-3421			
150-590A				Drive7540114	2240		6824
Drive1651020	2180		6818	223-3429			
151-518; 152-518				Belt7540163			6828
Drive7540126			6820	223-8407			
152-590				Drive7540114	2240		6824
Belt1651020	2180			233-8410			
153-518				Belt7540252			6833
Drive7540126			6820	270-129; 270-229			
153-590				Drive7540114	2240		6824
Belt1651020	2180			312-610E; 312-612E; 312-640F; 312-642F; 312-660G; 313-610E; 313-612E; 313-640F; 313-642F; 313-660G			
154-518; 154-518A				Drive7540346			6411BR
Drive7540126			6820	315-641E; 315-661E; 315E633E; 315E640F; 315E641E; 315E643F; 315E660G; 315E663G; 315E733E; 315E740F			
154-590				Drive7540346			6411BR
Belt1651020	2180			315E748F; 315E753F; 316-641E; 316E633E; 316E640F; 316E641E; 316E643F; 316E660G; 316E661E; 316E663G			
155-510				Drive7540346			6411BR
Drive7540100	2180		6818	316E733E; 316E740F; 316E753F; 316E760F; 317E633E; 317E640F; 317E642E; 317E643F; 317E644E; 317E660G			
155-518A				Drive7540346			6411BR
Drive7540126			6820	317E661E; 317E662G; 317E663G; 317E663H			
155-520				Drive7540346			6411BR
Drive7540100	2180		6818				
155-590							
Belt1651020	2180						
156-510; 156-520							
Drive7540100	2180		6818				
156-590							
Drive1651020	2180		6818				

Belts for Walk Behind Mowers

Application	OEM No.	Standard Belts	Premium Belts	Application	OEM No.	Standard Belts	Premium Belts
MTD PRODUCTS, INC. - Continued				MTD PRODUCTS, INC. - Continued			
450-129				P3357; P3358; P3359			
Belt	7540935	2310	6831	Belt	7540163		6828
460R; 466B; 468B; 476B; 478B; 478E; 478R; 488R				P3370			
Drive	7540346		6411BR	Belt	7540252		6833
550-129				TMO-339906			
Blade	7540104		6832	Drive	7540346		6411BR
Trans.	7540109		6843	TMO-3747102			
623-0728; 623-0745; 623-0748; 623-0835; 623- 0836; 623-2110; 623-2111; 623-2146				Deck	7540369		6426BR
Drive	7540114	2240	6824	Z3506			
643-0709; 643-0725				Belt	7540935	2310	6831
Traction	7540242	2320	6832	MURRAY			
643-0756				0-2257			
Blade	7540104		6832	Trans.	37X25		6738
Trans.	7540109		6843	5-21981; 6-21981			
643-0758				Drive	37X49		6500BR
Blade	7540144	3550	6955	7-2255; 7-2257; 7-2267			
Trans.	7540143		6728	Drive	22611	1380	6738
643-0769				7-21981			
Traction	7540242	2320	6832	Drive	37X49		6500BR
643-0775				8-2155			
Belt	7540935	2310	6831	Drive	22846	1410	6741
643-2101				8-2257; 8-2267			
Belt	7540239	2290	6829	Drive	22611	1380	6738
643-2103				8-21981			
Belt	7540935	2310	6831	Drive	37X49		6500BR
6884				9-2257; 9-2267			
Drive	7540114	2240	6824	Drive	22611	1380	6738
50291				9-21981; 9-21981X12; 9-21981X5; 9-21981X79; 9-21981X96; 9-29181X62; 21981			
Belt	7540935	2310	6831	Drive	37X49		6500BR
50629				MUTUAL BUYING SYNDICATE			
Drive	7540114	2240	6824	123-220			
50631				Traction	7540242	2320	6832
Belt	7540252		6833	123-270			
50727				Drive	7540114	2240	6824
Belt	7540163		6828	123-280			
50728				Traction	7540114	2240	6824
Belt	7540252		6833	NEW HORIZON			
50729				Band Mower 101A			
Belt	7540935	2310	6831	Belt; W/22" Belt O.C.		2220	6822
50826				Belt; W/34" Belt O.C.		2340	6834
Belt	7540163		6828	NOMA			
50832				36" Rear Discharge - Walk Behind Mower			
Belt	7540935	2310	6831	Blade	43066		6520BR
1160234				2104-5000; 2104-5100; 2104-5200; 2104-5201; 2104-5300; 2104-5400; 2104-5401; 2104-5402; 2104-5500; 2104-5501			
Traction	7540114	2240	6824	Trans.	55914		6731
FC5				2104-5600; 2104-5601; 2104-5700; 2104-5800; 2104-5801; 2104-5900			
Traction	7540242	2320	6832	Trans.	55914		6731
FC66				2104-6000			
Belt	7540935	2310	6831	Trans.	55914		6731
FC67				Drive; W/B. & S. 4 H.P. Eng.	55914		6731
Belt	7540163		6828	2104-6001; 2104-6100; 2104-6300; 2104-6400; 2104-6500; 2104-6600; 2104-6700; 2104-6800; 2104-6900			
FC711				Trans.	55914		6731
Drive	7540114	2240	6824	2105-0; 2105-0300; 2105-0400; 2105-0500; 2105-0700; 2105-0800; 2105-0900			
FC713				Drive			6820
Belt	7540163		6828	MTD PRODUCTS, INC. - Continued			
FC714				P3357; P3358; P3359			
Belt	7540935	2310	6831	Belt	7540163		6828
K9904				P3370			
Belt	7540165		6834	Belt	7540252		6833
MS6-225P				TMO-339906			
Traction	7540242	2320	6832	Drive	7540346		6411BR
P2808				TMO-3747102			
Drive	7540114	2240	6824	Deck	7540369		6426BR

Lawn & Garden Equipment

Belts for Walk Behind Mowers

Application	OEM No.	Standard Belts	Premium Belts	Application	OEM No.	Standard Belts	Premium Belts
NOMA - Continued				NOMA - Continued			
2115-0000; 2115-0; 2115-1; 2115-0100; 2115-0200; 2115-0300; 2115-0401; 2115-0500; 2115-0600				5105-1600; 5105-1800; 5105-2100; 5105-2200; 5105-3000			
Drive20319			6820	Drive8597			6824
2135-5000; 2135-5103; 2135-5200; 2135-5400				5105-3100			6822
Trans55914			6731	Drive8597			6822
2204-65; 2204-66; 2204-69; 2204-70; 2204-5000; 2204-5100; 2204-5200; 2204-5300; 2204-5400; 2204-5401				5105-3300; 5105-3500; 5105-3600; 5105-3700; 5105-3800; 5105-4001			
Drive53307		1430		Drive8597			6824
2204-5404; 2204-5500; 2204-5600; 2204-5700; 2204-5800; 2204-5801; 2204-5900; 2204-6000; 2204-6100; 2204-6200				5105-4100			6823
Drive53307		1430		Drive8597			6824
2204-6300; 2204-6400; 2204-6500; 2204-6600; 2204-6700; 2204-6800; 2204-6900; 2204-7000; 2204-7100				5105-4200			6824
Drive53307		1430		Drive8597			6824
2226-0; 2226-1; 2227-0; 2227-03; 2227-0200; 2227-0300; 2227-0500				5105-4400; 5105-5000; 5105-6000; 5105-6500; 5105-6700			
Trans2363			2440	Drive8597			6823
2235-7000; 2235-7200; 2235-7300; 2235-7400; 2235-7500; 2235-7600; 2235-7900; 2235-8000; 2235-8100; 2235-8101				5105-7300			6824
Drive53307		1430		Drive8597			6824
2235-8102; 2235-8200; 2235-8300; 2235-8301; 2235-8400; 2235-8500; 2235-8501; 2235-8600; 2235-8700; 2235-8800				5106-0100; 5107-0100; 5107-0200; 5107-0201; 5107-0400; 5108-3000; 5108-3200; 5108-3300			
Drive53307		1430		Drive8597			6820
2235-8900; 2235-9000; 2235-9100; 2235-9200; 2235-9300; 2235-9500; 2235-9600; 2235-9700; 2235-9800; 2240-5000				5110-0000; 5110-0100			6824
Drive53307		1430		Drive8597			6824
2240-5100; 2240-5200; 2240-5300; 2240-5400; 2240-5500; 2240-5501; 2240-5600; 2240-5800; 2240-5900; 2240-6000				5111-3000; 5111-3200; 5111-3300			6820
Drive53307		1430		Drive8597			6824
2240-6100; 2240-6800				5115-0000; 5115-0100			6822
Drive53307		1430		Drive958			6824
3199-000				5120-0; 5120-0000; 5120-0100			
Drive48529			1450	Drive8597			6824
3266-0200; 3266-0300; 3266-0400				5121-0200			6822
Drive53307			1430	Drive8597			6824
3298-0600				5121-0300; 5121-3000; 5121-5800; 5200-0			6824
Drive52450		1290		Drive8597			6824
4106-0				5222-0000; 5222-3000; 5222-3200; 5222-3201; 5222-3400; 5222-3600; 5222-3800; 5222-4000; 5223-0100; 5223-0500			
Drive20319			6820	Drive2363		2440	
4106-0200; 4108-0000; 4108-0100; 4108-0101; 4120-0; 4121-000; 4124-0000; 4124-0100; 4124-0101				5223-0700; 5223-3000; 5223-3201; 5223-3800; 5223-3900; 5223-4300; 5223-4500; 5223-4900			
Drive385			6848	Drive2363		2440	
4218-000; 4228-0000; 4228-0200; 4228-0400; 4228-0600; 4228-0800; 4229-000				5227-0; 5227-0000; 5227-0100; 5227-0300; 5227-0500; 5227-0700; 5227-0900; 5227-1100; 5227-3100; 5227-4100			
Drive2363		2440		Drive8597			6843
5105-0000; 5105-0; 5105-0100; 5105-0200; 5105-0401; 5105-0500				5227-4300; 5227-4500; 5227-4700; 5227-5100; 5227-5300; 5227-5500			
Drive8597			6824	Drive8597			6843
5105-0700				5230-0; 5230-0000; 5230-0100; 5231-0100; 5231-4100; 5231-5100; 5231-6100; 5231-6101			
Drive8597			6823	Drive2363		2440	
5105-0800				5265-0100; 5265-0300; 5265-0400; 5265-0500; 5265-0600; 5265-0700; 5265-0800; 5265-0900; 5265-1000; 5265-1100			
Drive8597			6824	Drive42035		1400	
5105-0900				5265-1200; 5265-1300; 5265-1400; 5265-1500			
Drive8597			6823	Drive42035		1400	
5105-1200				5266-3500; 5266-3600; 5266-3700; 5266-3800; 5266-3900; 5266-4000; 5266-4100; 5266-4300; 5266-4400; 5266-4500			
Drive8597			6824	Drive53307		1430	
5105-1300; 5105-1400; 5105-1500				5298-5000; 5298-5100; 5298-5300			
Drive8597			6822	Drive48529		1450	
				5298-6000; 5298-6100; 5298-6200; 5298-6400; 5298-6500; 5298-6600; 5298-6700; 5298-6800; 5298-6900; 5298-7000			
				Drive52450		1290	
				5298-7100; 5298-7200; 5298-7300			
				Drive52450		1290	

Belts for Walk Behind Mowers

Application	OEM No.	Standard Belts	Premium Belts	Application	OEM No.	Standard Belts	Premium Belts
NOMA - Continued				OKLAHOMA TIRE & SUPPLY - Continued			
5302-0100				128-272			
Drive	48529	1450		Belt	7540114	2240	6824
50254				128-335; 128-335A			
Drive	2363	2440		Belt	7540163		6828
50304				150-518; 151-518			
Drive			6823	Belt	7540156		6820
50304A; 50306-1; 50306-3; 50306-5				156-510; 157-510			
Drive	8597		6822	Belt	7540100	2180	6818
50309-4				158-518			
Drive			6824	Belt	7540156		6820
50314				1005			
Drive			6823	Belt	21416	3460	6946
50314A; 50316; 50316-1				8500			
Drive	8597		6822	Belt	20936	3620	6962
12860200; 12870200				8600			
Drive	49233		6744	Drive	610040		6744
A2104-500; A2104-510; A2135-500				B400			
Drive	55914		6731	Blade	1237		6844
A2204-500; A2235-030; A2235-520; A2240-500; A2240-501				SPH S.P.			
Drive	53307	1430		Blade	1236		6839
B2105-010				OLYMPIA			
Drive	55914		6731	SP24			
B2204-520; B2235-520; B2240-520				Belt			6842
Drive	53307	1430		OUR OWN HARDWARE			
C2105-020				120-280; 120-282			
Drive			6731	Traction	7540114	2240	6824
C2204-500; C2204-510; C2205-500; C2235-500; C2240-520				120-343			
Drive	53307	1430		Trans.	7540252	2330	6833
D2105-510; D2105-520; D2105-570				120-350			
Drive			6731	Belt	7540935	2310	6831
D2205-500; D2205-520; D2237-500; D2237-510; D2250-500				120-550			
Drive	53307	1430		Blade	7540109		6843
DY510SP				Drive	7540104		6832
Drive	4231		6841	Traction	7540121		6831
NOP4248A19				122-690; 123-693			
Drive	53307	1430		Belt	7540239	2290	6829
NT510SP				124-350			
Drive	4231		6841	Belt	7540935	2310	6831
OKLAHOMA TIRE & SUPPLY				124-364			
45-204				Traction	7540252		6833
Belt	7540100	2180	6818	125-212			
47-133-01				Drive	7540104		6832
Drive	7540252		6833	125-350			
117-500				Belt	7540935	2310	6831
Belt	7540116	2420	6842	125-364			
117-500A				Trans.	7540252	2330	6833
Blade	7540116	2420	6842	126-350; 128-350			
120-270; 120-272				Belt	7540935	2310	6831
Belt	7540114	2240	6824	151-518; B060-333			
126-240				Drive	7540126		6820
Belt	7540935	2310	6831	B060-515			
127-240				Blade	7540109		6843
Belt	7540242	2320	6832	Traction	7540121		6831
127-335; 127-335A				PARKTON			
Belt	7540163		6828	Satellite 21"			
127-362				Belt	PAS20	1260	6726
Drive	7540252		6833	PENNEYS			
127-550A				160T			
Blade	7540109		6843	Belt		2170	6817
127-560				0227			
Blade	7540326		6862	Belt	7540116	2420	6842
Traction	7540327		6928	0227A			
				Belt	7540109		6843

Lawn & Garden Equipment

Belts for Walk Behind Mowers

Lawn & Garden Equipment

Application	OEM No.	Standard Belts	Premium Belts	Application	OEM No.	Standard Belts	Premium Belts
PENNEYS - Continued				PENNEYS - Continued			
0231				1348B - Continued			
Belt	7540116	2420	6842	Drive		2320	6832
0302				1349; 1349A			
Belt			3V315	Belt			3V315
0304; 0304A				1351			
Blade	7540109		6843	Drive	7540163		6828
Drive	7540121		6831	1352			
0305; 0306				Blade	7540109		6843
Belt			3V315	Drive	7540121		6831
0307				1600			
Belt	7540935	2310	6831	Belt	52590	2200	6820
0324				1607; 1607A; 1607B			
Blade	7540109		6843	Belt		2170	6817
Drive	7540177		6832	1608			
0325; 0326				Belt	52590	2200	6820
Belt			3V315	1616A; 1616B; 1616C			
0327; 0327A				Belt		2170	6817
Belt	7540935	2310	6831	1617			
0331; 0332				Belt	52538	2240	6824
Belt			3V315	1620; 1626A			
0334; 0334A; 0334B; 0334C				Belt		2170	6817
Belt	7540935	2310	6831	1638; 1638A			
0340				Drive	7540126		6820
Belt	22611	1380	6738	1639			
0344; 0344A				Belt	52538	2240	6824
Blade	7540109		6843	1649; 1659			
Drive	7540177		6832	Belt		2190	6819
0345A				PENNSYLVANIA			
Blade	7540144	3550	6955	4018-1			
Trans.	7540143		6728	Belt	40288	2230	6823
0349				4018-D			
Blade	7540267		6859	Belt	74211	2270	6827
Trans.	7540143		6728	4018A-1			
0351; 0351A				Belt	40288	2230	6823
Belt	7540114	2240	6824	4021-D; 4024-D			
0352; 0352B				Belt	74211	2270	6827
Drive	7540219	2260	6826	4024B; 4024B-1; 4024C; 4043-1; 4043C; 4244; 4244-1; 4244C			
0357				Belt	40288	2230	6823
Drive	1723661		6741	7225-1; 7225A-1			
0358				Belt	7073C	1390	6739
Belt	7540252		6833	7225B-1; 7225B-2			
0360; 0360A				Belt	7073B	2380	6838
Belt	7540114	2240	6824	7225C			
0502; 0502A; 0503; 0503A; 0522; 0523				Belt	7073C	1390	6739
Belt	52538	2240	6824	8225-1			
0524; 0526				Belt	6983	2350	6835
Belt	1060	2190	6819	40183-1; 40183-21B-1; 40183-21C; 40183-21-1; 40183-213B-1; 40183-213C-1; 40183-213-1; 40221; 40221A; 40221B			
0529				Belt	40288	2230	6823
Belt	52538	2240	6824	40221C			
1030				Belt	40288	2230	6823
Belt	7540141		6183	82235; 82235-1; 82235A; 82235B1; 82235C			
1248; 1248A; 1248B				Belt	6983	2350	6835
Belt	7540116	2420	6842	407221; 407221A; 407221B; 407221C; 407221D			
1321				Belt	40288	2230	6823
Belt	308463	1290	6729	POLORON			
1325; 1325A; 1325M; 1326; 1327; 1327A				22" S.P.			
Belt	37274		6732	Belt	108147	1410	6741
1329; 1329A; 1331; 1332				POULAN PRO			
Belt			3V315	PR625Y22RHP; PR625Y22RKP; PR625Y22RP; PR625Y22SHP			
1340				Drive	146527		6460BR
Deck	7540144		6955				
Drive	7540143		6728				
1348; 1348A							
Blade	7540109		6843				
Drive	7540121		6831				
1348B							
Blade		2430	6843				

Belts for Walk Behind Mowers

Application	OEM No.	Standard Belts	Premium Belts
POWER EQUIPMENT			
22DP; 22DPW; 24DP; 24DPW; 4222 Belt		1380	6738
S22P; S22PH; S22PHW; S24P; S24PH; S24PHW Belt		1310	6731
Self Propelled Belt	7013	1390	6739
PRO			
200030; 200035 Belt	7520026	2430	6843
200332 Belt	7520031	2400	6840
200900 Belt	7529058X	2450	6845
203030; 203035 Belt	7520026	2430	6843
203332 Belt; W/31" Belt O.C. Belt; W/40" Belt O.C.	7523015 7520031	2310 2400	6831 6840
240040; 240050; 240091; 240202; 240232; 240498 Belt	7524026	2430	6843
243050; 243091; 243202; 243232; 243498; 243702 Blade	7524026	2430	6843
Drive	7523015	2310	6831
K203900 Blade	7529058X	2450	6845
Drive	7523015	2310	6831
K223902; P220902 Blade	7522001	2470	6847
Drive	7523015	2310	6831
P240202 Belt	7524026	2430	6843
PROFESSIONAL HARDWARE			
126-364 Drive	7540252		6833
128-272 Traction	7540114		6824
198-651 Deck; W/32" Deck	7540113		6948
840-6; 840-7 Blade	7540109	2430	6843
841-6; 841-7 Blade	7540109	2430	6843
Traction	7540104	2320	6832
841-8 Blade	7540109	2430	6843
Traction	7540121		6831
843-6; 843-7; 843-8 Belt	7540114	2240	6824
846-8 Blade	7540116	2420	6842
883-6; 884-6 Belt	7540100	2180	6818
8216-0; 8216-1; 8216-2; 8216-3; 8217-0; 8217-3; 8217-4; 8217-5; 8217-6 Belt	7540114	2240	6824
8218-7; 8218-8 Drive	7540163		6828
8220-2; 8220-3 Trans.	7540239	2290	6829
8221-0; 8221-1 Blade	7540109	2430	6843
8221-2 Belt	7540114	2240	6824

Application	OEM No.	Standard Belts	Premium Belts
PROFESSIONAL HARDWARE - Continued			
8221-2 - Continued Blade	7540116	2420	6842
8221-3 Blade	7540116	2420	6842
8221-9 Blade	7540109	2430	6843
8224-0; 8224-1; 8224-2; 8224-3; 8224-9 Blade	7540109	2430	6843
Traction	7540121		6831
8225-0; 8225-1; 8225-2; 8225-3 Blade	7540144	3550	6955
Traction	7540143		6728
REO			
418AR; 418LR; 421AR; 421R Belt	MW9363	2180	6818
Flying Cloud Mower Belt	MW2625	2200	6820
LL-217 Drive	7236		6822
Sabre Jet; Sabre Trim Traction	MW3149	2210	6821
WEF18; WFE18 Belt	MW1151	2170	6817
ROOT			
20NB Belt	14337	2440	6844
24NB Belt	14008	2520	6852
24NBSP Belt	14009	2260	6826
2020-4A Belt	6222		6864
ROPER			
AP60AR; AP62AR; AP63AR; AP4100; BP70AR; BP70BR; BP81AR; BP4100; CL77AR; M170AR Belt	83691		6734
M603PR Belt	83691		6734
M6030AR Drive	75443		6734
TT213R; TT728CR Eng. To Center Mandrel; W/42" Deck	6941R		BX100
Eng. To Outer Mandrel; W/42" Deck	6942R		6887
TT738CR Eng. To Center Mandrel; W/48" Deck	6941R		BX100
Eng. To Outer Mandrel; W/48" Deck	6942R		6887
TT2041RO Spindle - Center; W/38" Deck	3716R		6887
TT2231R Belt; W/48" Deck	6943R		6892
ROYAL MOWER & EDGER			
19" Mow King Belt		2430	6843
21" Mow King Belt		2300	6830
SPC 21" S.P. Belt; W/27" Belt O.C. Belt; W/29" Belt O.C.		2270 2290	6827 6829
RUGG			
1344; 2013; 2063; 2073 Belt	3100140	2170	6817
3131 Belt	3100526		6723

Lawn & Garden Equipment

Belts for Walk Behind Mowers

Application	OEM No.	Standard Belts	Premium Belts
RUGG - Continued			
3179R; 3180R			
Belt	SP9413	2390	6839
3280R; 3281R; 3782R; 3793RS			
Belt	20413	2390	6839
RYAN			
12SB; 12SE; 12SM; 14SB; 14SE; 14SM			
Traction	145871		6733
726; 727; 728			
Traction	610040	1440	6744
851; 852; 853; 871			
Traction	145120	1480	6748
SARLO			
416S			
Blade	5584		BX38
416SP			
Blade	5584		BX38
Drive	5556		6826
420			
Blade	5584		BX38
516SP/C			
Blade; W/5 H.P. Eng.	5585	3560	
524S; 524SP			
Blade	5584		BX38
Trans.		2260	6826
524SPXT/C			
Blade; W/5 H.P. Eng.	5557		6826
800A			
Blade	5555		BX56
Drive	5562		6824
800A-C			
Deck			BX56
Commercial High Wheel 24"			
Drive			6840
Commercial High Wheel 26"			
Eng. To Spindle			6956
Spindle To Drive	5562		6824
Commerical			
Traction; W/4 H.P. Eng.			6828
Commerical High Wheel			
Eng. To Deck; W/5 H.P. Eng.	5584		BX38
V4B2; V4B3; V5B2; V5B3			
Eng. To Deck	5584		BX38
SCAG POWER EQUIPMENT, INC.			
Gear Drive			
Blade - Right; W/48" Deck	48087		6864BR
Blade - Right; W/52" Deck	48285		6956
Blade - Right; W/61" Deck	48265		6963
Blade - Right; W/72" Deck			6968
Deck Drive; W/32", 36" Deck	48204		6573BR
Deck Drive; W/48" Deck	48089		6701BR
Deck Drive; W/52" Deck	48286		6703BR
Eng. To Deck; W/61" Deck	48207		6702BR
Trans.; W/32", 36", 48", 52", 61", 72" Deck ..			6840
Hydro			
Blade - Right; W/48" Deck	48087		6864BR
Blade - Right; W/52" Deck	48285		6956
Blade - Right; W/61" Deck	48265		6963
Blade - Right; W/72" Deck			6968
Deck Drive; W/36" Deck	48204		6573BR
Deck Drive; W/48" Deck	48089		6701BR
Deck Drive; W/52" Deck	48286		6703BR
Hydro.; W/16" Deck			6950
Hydro.; W/20" Deck	48587		6674BR
Eng. To Deck; W/61" Deck	48207		6702BR
SFW36-16BV; SFW48-16BV			
Wheel Drive	483814		7019BR

Application	OEM No.	Standard Belts	Premium Belts
SCAG POWER EQUIPMENT, INC. - Continued			
SW32-12B			
Eng. To Deck	48204		6573BR
Trans.	48203		6840
Wheel Drive	482009		6552BR
SW32-13BV			
Eng. To Deck	48278		6979
Trans.	48203		6840
Wheel Drive	48202		6440BR
SW32-13KA			
Eng. To Deck	48278		6979
Trans.	48203		6840
Wheel Drive	48202A		6440BR
SW32-15KAI; SW32-16FS; SW32-481FS			
Trans.	48203		6840
Wheel Drive	48202A		6440BR
Deck Drive	48278		6979
SW36-8J; SW36-12B			
Eng. To Deck	48278		6979
Trans.	48203		6840
Wheel Drive	48202		6440BR
SW36-12BS; SW36-13BV			
Eng. To Deck	48204		6573BR
Trans.	48203		6840
Wheel Drive	48202		6440BR
SW36-13K			
Eng. To Deck	48278		6979
Trans.	48203		6840
Wheel Drive	48202		6440BR
SW36-13KA			
Eng. To Deck	48204		6573BR
Trans.	48203		6840
Wheel Drive	48202		6440BR
SW36-13KH; SW36A-13KA; SW36A-13KH; SW36A-15KA			
Eng. To Deck	48204		6573BR
Trans.	48203		6840
Wheel Drive	48202A		6440BR
SW36A-15KH; SW36A-16FS			
Trans.	48203		6840
Wheel Drive	48202A		6440BR
Blade Drive	48204		6573BR
SW36A-16KAI			
Traction	48202A		6440BR
Eng. To Deck	48204		6573BR
SW36A-481FS			
Trans.	48203		6840
Wheel Drive	48202A		6440BR
Blade Drive	48204		6573BR
SW48-12B; SW48-13BV			
Blade - Right	48087		6864BR
Eng. To Deck	48089		6701BR
Trans.	48203		6840
Wheel Drive	48202		6440BR
SW48-13K			
Blade - Right	48087		6864BR
Eng. To Deck	48089		6701BR
Eng. To Trans.	48203		6840
Wheel Drive	48202		6440BR
SW48-13KA; SW48-13KH			
Blade - Right	48087		6864BR
Eng. To Deck	48089		6701BR
Trans.	48203		6840
Wheel Drive	48202		6440BR
SW48-14KA; SW48-14KH; SW48A-15KA; SW48A-15KH; SW48A-17KA; SW48A-18HN			
Blade - Right	48087		6864BR
Eng. To Deck	48089		6701BR
Trans.	48203		6840
Wheel Drive	48202A		6440BR

Belts for Walk Behind Mowers

Application	OEM No.	Standard Belts	Premium Belts
SCAG POWER EQUIPMENT, INC. - Continued			
SW48V-15KH; SW48V-16FS; SW48V-16KAI; SW48V-481FS			
Trans.	48203		6840
Wheel Drive	48202A	6440BR	
Eng. To Deck	48089		6701BR
Blade Drive	48087		6864BR
SW52-13K			
Blade - Right	48285	6956	
Eng. To Deck	48286	6703BR	
Eng. To Trans.	48203	6840	
Wheel Drive	48202	6440BR	
SW52-18KH			
Blade - Right	48286	6703BR	
Eng. To Deck	48285	6956	
Trans.	48203	6840	
Wheel Drive	48202	6440BR	
SW52A-17KA; SW52A-18HN; SW52A-18KH			
Blade - Right	48285	6956	
Eng. To Deck	48286	6703BR	
Trans.	48203	6840	
Wheel Drive	48202A	6440BR	
SW52V-17KAI; SW52V-18FS; SW52V-541FS			
Trans.	48203	6840	
Wheel Drive	48202A	6440BR	
Eng. To Deck	483518	6703BR	
Blade Drive	48285	6956	
SW61-18KH			
Blade - Right	48265	6963	
Eng. To Deck	48264	B98	
Eng. To Trans.	48203	6840	
Wheel Drive	48202	6440BR	
SW-12B			
Trans.	48085	6562BR	
SW-13BV			
Trans.	48203	6840	
Wheel Drive	48202	6440BR	
SW-13K			
Trans.	48085	6562BR	
SW-13KH			
Trans.	48203	6840	
Wheel Drive	48202	6440BR	
SW-14KA; SW-14KH			
Trans.	48203	6840	
Wheel Drive	48202A	6440BR	
SW-18B			
Trans.	48080	6839	
SW-18EKH; SW-18KH; SW-20EKH; SW-20KHE			
Trans.	48203	6840	
Wheel Drive	48202A	6440BR	
SWZ36-14KA; SWZ36-14KH			
Eng. To Deck	48204	6573BR	
Pump	48472	6844	
SWZ36A-15KA			
Pump	48553	6553BR	
Eng. To Deck	48204	6573BR	
SWZ36A-16FS; SWZ36A-16KAI; SWZ36A-481FS			
Pump	48553	6553BR	
Deck Drive	48204	6573BR	
SWZ48-14KA; SWZ48-14KH			
Blade - Right	48087	6864BR	
Eng. To Deck	48089	6701BR	
Pump	48472	6844	
SWZ48-17KA			
Blade - Right	48087	6864BR	
Eng. To Deck	48089	6701BR	
Pump	48587	6674BR	
SWZ48A-17KA			
Blade - Right	48087	6864BR	

Application	OEM No.	Standard Belts	Premium Belts
SCAG POWER EQUIPMENT, INC. - Continued			
SWZ48A-17KA - Continued			
Eng. To Deck	48089		6701BR
Pump; W/Large Frame	48587		6674BR
Pump; W/Small Frame	48553		6553BR
SWZ48A-17KAE			
Blade - Right	48087		6864BR
Eng. To Deck	48089		6701BR
Pump	48553		6553BR
SWZ48A-18HN			
Pump	48553		6553BR
Blade - Right	48087		6864BR
Eng. To Deck	48089		6701BR
SWZ48V-17KAI; SWZ48V-18FS; SWZ48V-541FS			
Pump	48553		6553BR
Eng. To Deck	48089		6701BR
Blade Drive	48087		6864BR
SWZ52A-17KA			
Blade - Right	48285	6956	
Eng. To Deck	48286	6703BR	
Pump; W/Large Frame	48587		6674BR
Pump; W/Small Frame	48553		6553BR
SWZ52A-18HN; SWZ52A-18KH			
Blade - Right	48285		6956
Eng. To Deck	48286		6703BR
Pump	48553		6553BR
SWZ52V-17KAI; SWZ52V-18KH			
Pump	48553		6553BR
Eng. To Deck	483518		6703BR
Blade Drive	48285		6956
SWZ52V-19KAI; SWZ52V-20FS			
Pump; W/Small Frame	48553		6553BR
Pump; W/Large Frame	48587		6674BR
Eng. To Deck	483518		6703BR
Blade Drive	48285		6956
SWZ52V-21KAE			
Pump	48587		6674BR
Eng. To Deck	483518		6703BR
Blade Drive	48285		6956
SWZ52V-22FSE; SWZ52V-600FS; SWZ52V-651FSE			
Pump; W/Small Frame	48553		6553BR
Pump; W/Large Frame	48587		6674BR
Eng. To Deck	483518		6703BR
Blade Drive	48285		6956
SWZ61A-21KAE			
Pump	48587		6674BR
SWZ61V-20FS; SWZ61V-21KAE; SWZ61V-22FSE; SWZ61V-600FS; SWZ61V-651FSE			
Pump	48587		6674BR
Eng. To Deck	48088		6904BR
Blade Drive	48265		6963
SWZ-14KA; SWZ-14KH			
Pump	48472		6844
SWZ-17KA			
Pump; W/Large Frame	48587		6674BR
Pump; W/Small Frame	48553		6553BR
SWZ-18KH; SWZ-20KHE			
Pump; W/Large Frame	48587		6674BR
Pump; W/Small Frame	48472		6844
SWZ-21KAE			
Pump	48587		6674BR
SWZU36A-15KA			
Pump	481837		7012BR
SWZU48A-17KA; SWZU48A-18HN			
Blade - Right	48087		6864BR
Pump	481837		7012BR

Lawn & Garden Equipment

Belts for Walk Behind Mowers

Lawn & Garden Equipment

Application	OEM No.	Standard Belts	Premium Belts	Application	OEM No.	Standard Belts	Premium Belts
SCAG POWER EQUIPMENT, INC. - Continued				SEARS ROEBUCK - Continued			
SWZU52A-17KA; SWZU52A-18HN; SWZU52A-18KH				131.978600; 131.978610; 131.978611; 131.978800; 131.978801; 131.978810; 131.978812			
Blade - Right	48285		6956	Drive	75671	1380	6738
Pump	481837		7012BR	247.88100; 247.88101; 247.88102			
SWZU52A-21KAE				Belt	7540109		6843
Blade - Right	48285		6956	247.88110; 247.88111			
SWZU61A-21KAE				Blade	7540109		6843
Blade - Right	48286		6703BR	Trans.	7540121		6831
SWZV36A-16KAI; SWZV48V-17KAI; SWZV52V-19KAI; SWZV52V-23KAE				247.88112			
Pump Drive	483520		6907BR	Blade	7540109		6843
Walk Behind				Trans.	7540177		6832
Blade; W/36" Deck	48204		6573BR	247.375770			
Blade; W/52" Deck	48285		6956	Drive	7540460		6739
Drive			6853	247.881021			
P.T.O. To Blade; W/52" Deck	48286		6703BR	Belt	7540109		6843
Trans.			6840	247.881122			
Walk Behind 36" Hydro				Blade	7540109		6843
P.T.O. To Blade	48204		6573BR	Trans.	7540177		6832
Walk Behind 48" Hydro				328.375301; 328.915703			
Blade	48087		6864BR	Belt	1060		6819
P.T.O. To Blade	48089		6701BR	536.8802			
SEARS ROEBUCK				Drive	2363	2440	
131.91430; 131.91441; 131.97750; 131.97751				536.81100; 536.81101			
Belt	54622	2250	6825	Belt		2240	6824
131.881400; 131.881441				536.81110; 536.81112; 536.81113		2230	6823
Blade	76019	2550	6855	Belt		2240	6824
Trans.	76018		6841	536.81130; 536.81131; 536.81132; 536.81136		2240	6824
131.881700; 131.881721; 131.881722				Belt		2200	6820
Blade	76274		6859	536.81140; 536.81141; 536.81142; 536.81150;			
Deck	76275		6875	536.81151; 536.81152; 536.81170			
Trans.	76018		6841	Belt		2180	6818
131.974100; 131.974101; 131.974102;				536.81210			
131.974103; 131.974104; 131.974110;				Belt	LP548	2180	6818
131.974120				536.81233			
Drive	75443	1340	6734	Drive	265111	2230	6823
131.974121; 131.974123				536.81241			
Drive	83663		6733	Drive	41029		6822
131.974140				536.81250			
Traction	83691		6734	Belt		2240	6824
131.974141; 131.974142				536.81251			
Drive	83663		6733	Drive	LP383	2240	6824
131.974200; 131.974201; 131.974202				536.81260; 536.81261			
Drive	81229	1360	6736	Drive	41029		6822
131.974300				536.81263; 536.81264			
Drive	75443	1340	6734	Drive	265111	2230	6823
131.974310; 131.974311				536.81370; 536.81371			
Drive	83663		6733	Drive	LP383	2240	6824
131.974400; 131.974401; 131.974402				536.81440; 536.81441; 536.81442; 536.81443;			
Drive	81229	1360	6736	536.81444			
131.974500				Drive	LP2154	2200	6820
Drive	75443	1340	6734	536.81470; 536.81471; 536.81472; 536.81473;			
131.975700; 131.975701; 131.975710;				536.81474; 536.81475; 536.81476; 536.81477;			
131.975711; 131.975720; 131.975721;				536.81478; 536.81479			
131.975722				Drive	LP383	2240	6824
Drive	74977		6736	536.81480			
131.978200; 131.978210; 131.978212;				Drive	LP2154	2200	6820
131.978220; 131.978221; 131.978222;				536.81481; 536.81482			
131.978223; 131.978231; 131.978300				Belt	5165H	2200	6820
Drive	75443	1340	6734	Starter/Gen.	5436H		6731
131.978413; 131.978415; 131.978420;				536.81483; 536.81484			
131.978421				Drive	LP2154	2200	6820
Drive	74977		6736	536.81485; 536.81486			
				Belt		2200	6820
				536.81490; 536.81491; 536.81492; 536.81493;			
				536.81494			
				Drive	LP2154	2200	6820

Belts for Walk Behind Mowers

Application	OEM No.	Standard Belts	Premium Belts	Application	OEM No.	Standard Belts	Premium Belts
SEARS ROEBUCK - Continued				SEARS ROEBUCK - Continued			
536.81510; 536.81520				536.978900			
Belt		2200	6820	Drive	48530	1430	6743
536.81530; 536.81531				536.978901; 536.978902			
BeltLP958		2220	6822	Drive	49233		6744
536.81570; 536.81571				536.978903			
Belt		2200	6820	Drive	48530	1430	6743
536.81580				536.979000; 536.979100; 536.979200			
Belt		2240	6824	Drive	49233		6744
536.81591				663.904813			
Belt		2200	6820	Belt	5006471	1380	6738
536.81600				663.904814			
Drive265111		2230	6823	Belt	105732X		6713BR
536.81640				809.81200			
Eng. To J.S.		2220	6822	Belt			6824
536.81680; 536.81681; 536.81682; 536.81683				823.81231; 823.81232			
Belt		2200	6820	Drive	41029		6822
536.81720; 536.81721; 536.81723; 536.81724				823.81233			
Belt		2240	6824	Belt	265111	2230	6823
536.81800; 536.81802; 536.81803				823.81240; 823.81241; 823.81260; 823.81261			
Drive		2230	6823	Drive	41029		6822
536.81890; 536.81891				823.81263; 823.81264			
Belt		2200	6820	Belt	265111	2230	6823
536.81960; 536.81961; 536.81962; 536.81963;				823.81360; 823.81361			
536.81964; 536.81970; 536.81971; 536.81972;				Drive	41029		6822
536.81973; 536.81974				823.81362; 823.81600			
Belt		2240	6824	Belt	265111	2230	6823
536.81975; 536.81976; 536.81978				828.81230			
Belt		2240	6824	Drive	41029		6822
536.81980; 536.81981; 536.81982; 536.81983;				831.881800; 831.881801			
536.81984; 536.81985; 536.81986; 536.81987;				Drive	84287		6840
536.81989; 536.81990				917.22217X			
Belt		2200	6820	Blade	106085X		6672BR
536.81991; 536.81992; 536.81993; 536.81994;				917.25366 Highwheel			
536.81995; 536.81996; 536.81997				Blade; W/50" Deck	3703J		68100
Belt		2200	6820	Drive; W/50" Deck	3704J		69100
536.82970				917.37230			
Belt		2240	6824	Traction	83691		6734
536.88000; 536.88001; 536.88002; 536.88003;				917.253592			
536.88070; 536.88071; 536.88072; 536.88220;				Blade	6943R		6892
536.88250				917.372230			
Belt			6824	Drive	88519		6740
536.88280; 536.88281; 536.88960; 536.88961				917.372260; 917.372273			
Drive2363		2440		Traction	83691		6734
536.88962; 536.88963				917.372280; 917.372282			
Belt			6824	Traction	88519		6740
536.91200; 536.91210				917.372291; 917.372320; 917.372342;			
Belt383			6824	917.372351; 917.372352; 917.372380;			
536.91300				917.372400; 917.372430; 917.372490;			
Eng. To J.S.		2220	6822	917.374501			
536.373730; 536.375600; 536.375700;				Traction	83691		6734
536.375701; 536.375702; 536.375750				917.374502; 917.374642; 917.374750			
Blade383			6824	Traction	83691		6734
536.816500				917.374760			
Belt		2200	6820	Traction	88519		6740
536.816702				917.376040; 917.376041			
Belt		2240	6824	Drive	146527		6460BR
536.816900; 536.816901; 536.816902;				917.376410; 917.376411			
536.816903; 536.816904				Drive	175436		6732
Belt		2200	6820	917.377131; 917.378030			
536.817241; 536.817242; 536.817243;				Drive	146527		6460BR
536.819641				917.378040			
Belt		2240	6824	Traction	88519		6740
536.885600				917.378050			
Deck37X117			6827	Drive	83691		6734
Drive37X118			6719	917.378060; 917.378070			
				Drive	146527		6460BR

Belts for Walk Behind Mowers

Lawn & Garden Equipment

Application	OEM No.	Standard Belts	Premium Belts	Application	OEM No.	Standard Belts	Premium Belts
SEARS ROEBUCK - Continued				SEARS ROEBUCK - Continued			
917.378120; 917.378130				917.378700; 917.378711			
Traction	83691		6734	Traction	88519		6740
917.378131				917.378720			
Drive	83691		6734	Traction	83691		6734
917.378140				917.378721; 917.378722; 917.378723			
Drive	88519		6740	Drive	83691		6734
917.378150				917.378730; 917.378740			
Traction	88519		6740	Drive	88519		6740
917.378151				917.378750			
Drive	88519		6740	Drive	83691		6734
917.378160				917.378751; 917.378752			
Traction	88519		6740	Drive	137078		6460BR
917.378170; 917.378171; 917.378200				917.378760; 917.378761; 917.378770;			
Drive	83691		6734	917.378771; 917.378772; 917.378780;			
917.378210; 917.378211				917.378781			
Drive	175436		6732	Drive	175436		6732
917.378232; 917.378233; 917.378241;				917.378790			
917.378242				Drive	88519		6740
Traction	83691		6734	917.378840; 917.378850; 917.378851;			
917.378250; 917.378251				917.378852; 917.378890; 917.378891;			
Drive	83691		6734	917.378892; 917.378900			
917.378270				Drive	175436		6732
Drive	137078		6460BR	917.378910			
917.378271				Drive	88519		6740
Drive	83691		6734	917.378950			
917.378272; 917.378290				Drive	137078		6460BR
Drive	137078		6460BR	917.379000; 917.379001; 917.379010;			
917.378310; 917.378320				917.379030			
Drive	146527		6460BR	Traction	83691		6734
917.378360; 917.378361; 917.378380;				917.379070; 917.379071; 917.379090;			
917.378381; 917.378410; 917.378420;				917.379100; 917.379120			
917.378421; 917.378422; 917.378430;				Drive	146527		6460BR
917.378431				917.379610; 917.379611			
Drive	175436		6732	Drive	175436		6732
917.378440; 917.378441; 917.378442;				917.974143; 917.974144; 917.974145;			
917.378450; 917.378451; 917.378452;				917.974152; 917.974320; 917.974321;			
917.378460; 917.378461; 917.378550				917.974505			
Drive	175436		6732	Drive	83691		6734
917.378570; 917.378571; 917.378590;				917.3722341			
917.378591				Traction	83691		6734
Drive	137078		6460BR	SENSATION			
917.378600; 917.378601				14W5 Series			
Drive	88519		6740	Blade	153101	2400	6840
917.378602				21S4 Series			
Traction	88519		6740	Blade	153204		3VX400
917.378620				24S5 Series			
Drive	88519		6740	Blade	153203		6844
917.378630; 917.378631				Trans.	53201	2350	6835
Drive	83691		6734	24SP S.P.			
917.378632				Belt; W/34" Belt O.C.		2340	6834
Drive	137078		6460BR	Belt; W/41" Belt O.C.		3410	6941
917.378633				27C			
Drive	83691		6734	Belt		2260	6826
917.378650				27SP-R S.P.			
Drive	137078		6460BR	Belt; W/21" Belt O.C.		2210	6821
917.378651				Belt; W/34" Belt O.C.		2340	6834
Drive	83691		6734	30SP S.P.			
917.378652				Belt; W/37" Belt O.C.		2370	6837
Drive	137078		6460BR	Belt; W/41" Belt O.C.		3410	6941
917.378670; 917.378671; 917.378680;				36B1AC; 47578; 56043; 56044; 56045			
917.378690; 917.378691; 917.378692;				Blade	229604		6848
917.378693				Traction	230836		6834
Drive	83691		6734	56073; 56074			
917.378694				Deck	11792		6996
Traction	83691		6734	G-240			
				Belt		2460	6846

Belts for Walk Behind Mowers

Application	OEM No.	Standard Belts	Premium Belts	Application	OEM No.	Standard Belts	Premium Belts
SENSATION - Continued				SNAPPER - Continued			
H-220 Belt		2450	6845	21351PD; 21351PS; 21351S; 21355; 21355D; 21355P; 21355PD; 21355PS; 21355S; 21400 Eng.	12508		6534BR
N-210 Belt		2350	6835	21400P; 21401; 21401D-2; 21401P; 21401PD; 21401PD-2; 21401PS; 21401S; 21402; 21402P Eng.	12508		6534BR
N-216 Belt		2360	6836	21404; 21404P; 21404PT-2; 21404T-2; 21405; 21405-2; 21405D-2; 21405P; 21405P-2; 21405PD Eng.	12508		6534BR
SS424 Blade153202 Traction153201			6949 6835	21405PD-2; 21405PDT; 21405PN; 21405PS; 21405PT; 21405S; 21405T; 21405T-2 Eng.	12508		6534BR
SS-260 Belt		3470	6947	21500C; 21500CR; 21500PC; 21500PCR Eng.	12353		6380
SENTRY				21500TC			
152-518; 153-518; 154-518; 155-518 Belt7540126			6820	Blade	12353		6380
155-520 Belt7540100	2180		6818	21531; A21509B; AP21509B Eng.	12508		6534BR
220-6; 230-7; 230-8 Belt7540242	2320		6832	C21500KWV; C21501KWV Eng.	12353		6380
270-6; 272-8; 274-0; 280; 290-2; 290-3; 290-4; 290-5; 294-1 Belt7540114	2240		6824	CAP21509R Eng.	12508		6534BR
335-0; 335-7; 335-8; 335-9 Belt7540163			6828	CLP21650RV Traction			6733
500 Belt7540100	2180		6818	CP21400R2; CP21402R2; CP21500KWV; CP21501KWV; CP21507R; CP21557BV; CP214012R2; CP215512KWV; CP216012RV; CP216512RV Eng.	12353		6380
500-5; 500-6 Belt7540109			6843	CV21; CV212; CV212H; CV212P; CV212PH; CV21507B; CV21507R; CVP21507R; CVP21507R2; ECP21407R2 Eng.	12353		6380
500-7; 500-8 Belt7540116	2420		6842	EP21508B Eng.	12508		6534BR
510; 520 Belt7540100	2180		6818	FRP21600TV; FRP216012; FRP216012E; FRP216012TV; FRP216016; FRPS216015E Eng.	12353		6380
550-5; 550-6 Blade7540109 Traction7540104			6843 6832	G214X5-2; G214X5P-2; G21355; G21404P; G21405; G21405P; G21405PS; G21500PC Eng.	12508		6534BR
550-8 Blade7540109 Traction7540121			6843 6831	GPC21507B; GPC21507BV; NFRP216012E; ODP21400; P21500 Eng.	12353		6380
550-63 Blade7540109 Drive7540177			6843 6832	P21508B; P21558BV Eng.	12508		6534BR
570-63 Blade7540144 Drive7540143	3550		6955 6728	P21600; P21600TV Eng.	12353		6380
SIMPLICITY				P216012; P216012E			
520SP Drive; Mfr. No. 1692318	1713138	0340		Eng.; W/24 3/4" Belt O.C.	12508		6534BR
1692318 Drive	1713138	0340		Eng.; W/25 1/2" Belt O.C.	12353		6380
SNAPPER				P216012TV; PB21550V; PC21507B; PC21507R			
21R00C; 21R00PC; 21RX1; 21RX1P; 21RX5; 21RX5P; 214X; 214X1; 214X1P; 214X1PR Eng.			12508	Eng.	12353		6380
214X1PR-2; 214X1PS; 214X1R; 214X1R-2; 214X1S; 214X2PR; 214X2PR-2; 214X4PR; 214X4PR-2; 214X5 Eng.			12508	PL7140KWV Blade To Blade; W/48" Deck	19205		6952
214X5-2; 214X5P; 214X5P-2; 214X5PR; 214X5PR-2; 214X5PS; 214X5R; 214X5R-2; 214X5S; 2140Y Eng.			12508	Eng. To Deck; W/36" Deck	38624		6983
2140YP; 21350; 21350D; 21350P; 21350PD; 21350PS; 21350S; 21351; 21351D; 21351P Eng.			12508	Eng. To Trans.	17334		6840
				Traction	17333		6470BR
				PL8140KVE; PL8180KE; PL8480KE Blade To Blade; W/48" Deck	19205		6952
				Eng. To Deck; W/36", 48" Deck	38624		6983
				Traction	17053		6593BR
				PL71250KW Blade To Blade; W/48" Deck	19205		6952
				Eng. To Deck; W/36" Deck	38624		6983
				Eng. To Trans.	17334		6840
				Traction	17333		6470BR

Lawn & Garden Equipment

Belts for Walk Behind Mowers

Lawn & Garden Equipment

Application	OEM No.	Standard Belts	Premium Belts
SNAPPER - Continued			
PMA360			
Eng. To Deck; W/36" Deck	38624		6983
Traction	17053		6593BR
PMA480			
Blade To Blade; W/48" Deck	19205		6952
Eng. To Deck; W/48" Deck	38624		6983
Traction	17053		6593BR
PMA510; PMA520; PMA610			
Traction	17053		6593BR
PMA8360			
Eng. To Deck; W/36" Deck	38624		6983
Traction	17053		6593BR
PMA8480			
Blade To Blade; W/48" Deck	19205		6952
Eng. To Deck; W/48" Deck	38624		6983
Traction	17053		6593BR
PMA8520; PMA8610			
Traction	17053		6593BR
PP7140KWV; PP71250KW			
Blade To Blade; W/48" Deck	19205		6952
Eng. To Deck; W/36" Deck	38624		6983
Eng. To Trans.	17334		6840
Traction	17333		6470BR
PPU140KO; PPU140KVE; PPU140KW;			
PPU140R; PPU180KE			
Blade To Blade; W/48" Deck	19205		6952
Eng. To Deck; W/36", 48" Deck	38624		6983
Traction	17053		6593BR
RP20500			
Drive	28382		6737
RP21400; RP21500; RP21500T2; RP21501;			
RP21600; RP21600E; RP215012; RP215012T2;			
RP216012			
Eng.	12353		6380
Series 21; Series O			
Traction	12353		6380
SPL140KH; SPL140KW			
Eng. To Deck; W/36" Deck	35710		6702BR
Primary Drive; W/48" Deck	29262		6966
Primary Drive; W/52" Deck	29267		6968
Traction; W/Dual Belts; W/36", 48", 52" Deck	28906	②A50	
Traction; W/Single Belt; W/36", 48", 52" Deck			6852
Trans.; Early; W/36", 48", 52" Deck	17334		6840
Trans.; Late; W/36", 48", 52" Deck	16029		6839
SPL1250KW			
Eng. To Deck; W/32" Deck	36403		6978
Eng. To Deck; W/36" Deck	35710		6702BR
Eng. To Deck; W/48" Deck	29262		6966
Eng. To Deck; W/52" Deck	29267		6968
Traction; W/Dual Belts; W/36" Deck	28906	②A50	
Traction; W/Single Belt			6852
Trans.; Early; W/36" Deck	17334		6840
Trans.; Late	16029		6839
SPLH140KH; SPLH140KW			
Eng. To Deck; W/36" Deck	35710		6702BR
Primary Drive; W/48" Deck	29262		6966
Primary Drive; W/52" Deck	29267		6968
Traction; W/Dual Belts; W/36", 48", 52" Deck	28906	②A50	
Traction; W/Single Belt; W/36", 48", 52" Deck			6852
Trans.; Early; W/36", 48", 52" Deck	17334		6840
Trans.; Late; W/36", 48", 52" Deck	16029		6839
SPLH160BV			
Deck Drive; W/36" Deck	35710		6702BR
Eng. To Deck; W/36" Deck	29255		6985
Eng. To Deck; W/52" Deck	29267		6968
Primary Drive; W/48" Deck	29262		6966
Primary Drive; W/52" Deck	29267		6968

Application	OEM No.	Standard Belts	Premium Belts
SNAPPER - Continued			
SPLH180KHE			
Eng. To Deck; W/52" Deck	29267		6968
Eng. To Deck; W/61" Deck	29269		6974
Primary Drive; W/48" Deck	29262		6966
Primary Drive; W/52" Adj. Deck	42813		6482BR
Primary Drive; W/52" Fixed Deck	29267		6968
Primary Drive; W/61" Adj. Deck	42735		6402BR
SPP90KW			
Eng. To Deck	36403		6978
Trans.; Early	17334		6840
Trans.; Late	16029		6839
SPP140KH			
Eng. To Deck; W/36" Deck	35710		6702BR
Primary Drive; W/48" Deck	29262		6966
Primary Drive; W/52" Deck	29267		6968
Traction; W/Dual Belts; W/36", 48", 52" Deck	28906	②A50	
Traction; W/Single Belt; W/36", 48", 52" Deck			6852
Trans.; Early; W/36", 48", 52" Deck	17334		6840
Trans.; Late; W/36", 48", 52" Deck	16029		6839
SPP140KW			
Eng. To Deck; W/36" Deck	35710		6702BR
Primary Drive; W/48" Deck	29262		6966
Traction; W/Dual Belts; W/36", 48" Deck	28906	②A50	
Traction; W/Single Belt; W/36", 48" Deck			6852
Trans.; Early; W/36", 48" Deck	17334		6840
Trans.; Late; W/36", 48" Deck	16029		6839
SPP1250KW			
Eng. To Deck; W/36" Deck	35710		6702BR
Traction; W/Dual Belts; W/36" Deck	28906	②A50	
Traction; W/Single Belt; W/36" Deck			6852
Trans.; Early; W/36" Deck	17334		6840
Trans.; Late; W/36" Deck	16029		6839
SV182			
Eng.	12508		6534BR
SV211P			
Eng.	11887		6534BR
SV212; SV212P			
Eng.	12508		6534BR
SW5BV1632; SW5KAV1532; SW5KAV1632			
Wheel Drive	5103006		6995BR
Gear Box	5103091		7009BR
Deck Drive	5102013		6506BR
SW20KAV1336; SW20KAV1536			
Hydro. Drive	5021770		6799BR
Deck Drive	5101313		6702BR
SW20KAV1748			
Hydro. Drive	5021770		6799BR
Deck Drive	5021650		6665BR
SW30KAV1852			
Pump Drive	5100034		7014BR
Deck Drive	5022148		6746BR
SW30KAV1948			
Pump Drive	5100034		7014BR
Deck Drive	5023496		6599BR
SW30KAV1952; SW30KAV2052			
Pump Drive	5100034		7014BR
Deck Drive	5022148		6746BR
SW30KAV2061			
Pump Drive	5100034		7014BR
Deck Drive	5100046		6878BR
SW30KAV2152			
Pump Drive	5100034		7014BR
Deck Drive	5022148		6746BR
SW30KAV2461; SW30KAV2661			
Pump Drive	5100034		7014BR
Deck Drive	5100046		6878BR
SW35KAV2148			
Hydro. Drive	5104193		7006BR
Deck Drive	5104219		6998BR

② Two Required.

Belts for Walk Behind Mowers

Application	OEM No.	Standard Belts	Premium Belts	Application	OEM No.	Standard Belts	Premium Belts
SNAPPER - Continued				SNAPPER - Continued			
SW35KAV2152				W36252			
Hydro. Drive	5104193		7006BR	Blade	76496		6645BR
Deck Drive	5103392		6999BR	Traction	76497	② 6441BR	6936
				Variable Speed	76498		
SW35KAV2461				W48081			
Hydro. Drive	5104193		7006BR	Blade To Blade	76676		6952
Deck Drive	5103872		6936BR	Eng. To Blade	76677		6994
				Traction	76497	② 6441BR	6554BR
				Variable Speed	76680		
V18; V21; V21P; V182; V182S				W48120; W48120K			
Eng.	12508		6534BR	Blade To Blade	76676		6952
				Eng. To Blade	76677		6703BR
V210P; V210P4; V210PS; V211P; V211P4; V211PS				Traction	76497		6441BR
Eng.	11887		6534BR	Variable Speed	76680		6554BR
				W48121; W48121K			
V212; V212P; V212P4; V212P5; V212PH; V212PS; V212S; V2124				Blade To Blade	76676		6952
Eng.	12508		6534BR	Eng. To Blade	76677		6994
				Traction	76497	② 6441BR	6554BR
W32080				Variable Speed	76680		
Eng. To Blade	76353		6986	W48122R			
Traction	76497		6441BR	Blade To Blade	76676		6952
Variable Speed	76498		6936	Eng. To Blade	76677		6994
				Traction	19202		② 6441BR
W32081				Variable Speed	19203		6554BR
Eng. To Blade	76353		6986	W48122R			
Traction	76497	② 6441BR	6936	Blade To Blade	76676		6952
Variable Speed	76498			Eng. To Blade	76677		6703BR
				Traction	19202		29451PB
W32120; W32120K				Variable Speed	19203		6935
Eng. To Blade	76353		6986	W48140KS; W48140S			
Traction	76497		6441BR	Blade To Blade	76676		6952
Variable Speed	76498		6936	Eng. To Blade	76677		6703BR
				Traction	76497		6441BR
W32121; W32121K				Variable Speed	76680		6554BR
Eng. To Blade	76353		6986	W48142BV			
Traction	76497	② 6441BR	6936	Blade To Blade	76676		6952
Variable Speed	76498			Eng. To Blade	76677		6703BR
				Traction	19202		29451PB
W32122R				Variable Speed	19203		6935
Eng. To Blade	76353		6986	W32125KW			
Traction	76497		6441BR	Eng. To Blade	76353		6986
Variable Speed	19203		6935	Traction	76497	② 6441BR	6935
				Variable Speed	19203		
W32125				W361252KW			
Blade	76353		6986	Eng. To Blade	76496		6645BR
Traction	76497	② 6441BR	6936	Traction	76497		6441BR
Variable Speed	76498			Variable Speed	19202		29451PB
				W481252			
W32142BV				Blade To Blade	76676		6952
Eng. To Blade	76353		6986	Eng. To Blade	76677		6994
Traction	76497	② 6441BR	6935	Traction	76497	② 6441BR	6554BR
Variable Speed	19203			Variable Speed	76680		
				W481252KW			
W36081				Blade To Blade	76676		6952
Blade	76353		6986	Eng. To Blade	76677		6994
Traction	76497	② 6441BR	6936	Traction	76497	② 6441BR	6554BR
Variable Speed	76498			Variable Speed	76680		
				W481252KW			
W36120				Blade To Blade	76676		6952
Eng. To Blade	76496		6645BR	Eng. To Blade	76677		6703BR
Traction	76497		6441BR	Traction	19202		29451PB
Variable Speed	76498		6936	Variable Speed	19203		6935
				XP21500; XP21500KWW			
W36120K				Eng.	12353		6380
Blade	76496		6645BR	Y30080; Y30120			
Traction	76497		6441BR	Blade; W/30" Deck	15757		6969
Variable Speed	76498		6936	Y41120 Hvy Duty			
				Traction	76497		6441BR
W36121; W36121K							
Eng. To Blade	76496		6645BR	SOUTHLAND			
Traction	76497	② 6441BR	6936	D1; D2; D3			
Variable Speed	76498			Belt		2180	6818
				D4; D5			
W36122R				Belt	D356	2190	6819
Eng. To Blade	76496		6645BR	HW 22"; HW 24"			
Traction	19202		29451PB	Belt	HW677	3490	6949
Variable Speed	19203		6935	HW 64-222			
				Belt; W/5 H.P. Eng.		3380	6938
W36142				HW 64-226			
Blade	76353		6986	Belt		3380	6938
Traction	76497	② 6441BR	6936				
Variable Speed	76498						
W36142BV							
Eng. To Blade	76496		6645BR				
Traction	19202		29451PB				
Variable Speed	19203		6935				

② Two Required.

Belts for Walk Behind Mowers

Application	OEM No.	Standard Belts	Premium Belts	Application	OEM No.	Standard Belts	Premium Belts
SOUTHLAND - Continued				TORO			
SP2-22				24" Self-Propelled			
Belt; W/B. & S. Eng.	SP9413	2390	6839	Forward	WW5403A		6929
Belt; W/Tecumseh Eng.	SP2700	2380	6838	Reverse	27156	2340	
SP2-211				325-D Diesel			
Belt		2230	6823	Alt.	REMF1370		7370
SP2-213				Blade	539660		6539BR
Belt	SP9413	2390	6839	Drive	210890		6972
SP2-241				Fan	435910		7516
Belt; W/23" Belt O.C.		2230	6823	10118; 10119; 10128; 10129			
Belt; W/39" Belt O.C.	SP9413	2390	6839	Belt	27143	2230	6823
SP9-201				10413; 10423			
Belt	SP9413	2390	6839	Drive	27157	1250	6725
SP9-201GP				12012; 12112; 12113			
Belt		2230	6823	Blade	27191		6948
SP9-204; SP9-205; SP9-221; SP9-224; SP9-225				Drive	34733	3290	6929
Belt	SP9413	2390	6839	14111			
SP9-241				Drive	27138	3290	
Belt		2410	6841	16000; 16009; 16035; 16067; 16073; 16077;			
SP9-244; SP9-245				16106; 16111; 16113; 16155			
Belt	R8371	2410	6841	Drive	54505		6469BR
SP10-22				16165; 16169; 16173; 16212; 16212B; 16212C;			
Belt	SP9413	2390	6839	16212CG; 16212W; 16212WG; 16222			
SPEIGEL				Drive	54505		6469BR
121-450				16233; 16240; 16255			
Belt	7540935	2310	6831	Drive	54505		6469BR
122-550; 123-550; 124-550				16264			
Blade	7540109		6843	Drive; Ser. No. 7000001 & After	54505		6469BR
Traction	7540121		6831	16268; 16273			
128-455				Drive	54505		6469BR
Belt	7540935	2310	6831	16277			
SPRINGFIELD				Drive; Ser. No. 7000001 & After	54505		6469BR
60A; 60D; 60DE				16287; 16297; 16297C; 16299; 16299C; 16300;			
Blade - Left	60D56	2310	6831	16310; 16320; 16380; 16390			
Blade - Right	60D57	2300	6830	Drive	54505		6469BR
SUNBEAM CORP.				16401; 16402; 16404; 16411; 16551; 16575;			
R121; R121A; R221; R321; R321A				16655			
Belt	484620	1280	6728	Drive	54505		6469BR
SUNSHINE				16756			
8212				Drive	249730		6736
Blade			6848	16770; 16771; 16775; 16776; 16780			
8813				Drive	54505		6469BR
Blade		2500	6850	16785			
Drive; W/22" Belt O.C.		2220	6822	Drive; Ser. No. 5000001 & After	54505		6469BR
Drive; W/26" Belt O.C.	5600	1260	6726	16793			
82125				Drive; Ser. No. 8000001 & After	54505		6469BR
Blade			6848	16870			
88135				Belt	368070	1340	6734
Blade		2500	6850	17601; 18005; 18010; 18015; 18060; 18085;			
Drive; W/22" Belt O.C.		2220	6822	18095			
Drive; W/26" Belt O.C.	5600	1260	6726	Drive	54505		6469BR
A21SP				18110			
Drive; W/22" Belt O.C.	S333		6822	Belt	37274		6732
Drive; W/25" Belt O.C.	S334		6825	18112; 18113			
E-Z Roll 22; E-Z Roll 22SP; E-Z Roll 24; E-Z Roll 24SP				Blade	31183	1170	6717
Drive	S2110		6730	Traction	31182		6730
NS421SP				18120			
Drive; W/22" Belt O.C.	S333		6822	Belt	37274		6732
Drive; W/25" Belt O.C.	S334		6825	18122; 18123			
NS426SP				Blade	31183	1170	6717
Drive; W/22" Belt O.C.	S333		6822	Traction	31182		6730
Drive; W/23" Belt O.C.	S336		6823	18210; 18220			
Drive; W/30" Belt O.C.			6830	Belt	37274		6732
SA25SP				18400			
Drive	S333		6822	Drive	54505		6469BR
				19120			
				Belt	37274		6732

Belts for Walk Behind Mowers

Application	OEM No.	Standard Belts	Premium Belts	Application	OEM No.	Standard Belts	Premium Belts
TORO - Continued				TORO - Continued			
19122; 19123				20374			
Blade	31183	1170	6717	Drive	1154669		6733
Traction	31182		6730	20376			
19220				Drive	1154669		6733
Belt	37274		6732	Blade Drive	1101790		6822
19271; 19367; 19472; 19500				20377; 20378			
Drive	54505		6469BR	Drive	1171018		6732
20106; 20107				20383			
Blade	420884		6544BR	Blade	1101790		6822
Drive	623900		6735	20432; 20434			
20120				Drive	912258		6735
Belt	37274		6732	20436; 20437			
20122; 20123				Drive	623900		6735
Blade	31183	1170	6717	20438; 20438WF; 20439; 20439WF			
Traction	31182		6730	Blade	420884		6544BR
20210; 20211				Drive	623900		6735
Blade	420884		6544BR	20440			
Drive	623900		6735	Drive	230220		6737
20212; 20213				20442; 20444; 20454; 20462; 20463; 20464			
Belt; W/17" Belt O.C.	31183	1170	6717	Drive	930232		6732
Belt; W/30" Belt O.C.	31182		6730	20465; 20466			
Belt; W/47" Belt O.C.	34577		6847	Blade	420884		6544BR
20214; 20216; 20218				Drive	623900		6735
Drive	623900		6735	20472; 20473; 20474			
20219				Drive	623900		6735
Blade	420884		6544BR	20475; 20476; 20482; 20483; 20487			
Drive	623900		6735	Blade	420884		6544BR
20221				Drive	623900		6735
Belt	37274		6732	20511			
20223; 20227				Traction	660210		6734
Drive	54505		6469BR	20517			
20310				Drive	249730		6736
Belt; W/32" Belt O.C.	37274		6732	20550			
Belt; W/47" Belt O.C.	34577		6847	Drive	230220		6737
20311				20555			
Blade	34577		6847	Drive	54505		6469BR
Drive	54505		6469BR	20561			
20313				Traction	623900		6735
Blade	34577		6847	20562			
Traction	54505		6469BR	Drive	249730		6736
20320; 20321; 20322				20564			
Drive	623900		6735	Traction	660210		6734
20324; 20325				20571			
Blade	420884		6544BR	Drive	54505		6469BR
Drive	623900		6735	20575			
20327B; 20328B				Drive	249730		6736
Drive	623900		6735	20576			
20332				Drive	420880		6823
Drive	1154669		6733	20584			
20333				Drive; W/34" Belt O.C.	368070		6734
Drive	1154669		6733	Drive; Ser. No. 4000001 Thru 600000	420881		6823
Blade Drive	1101790		6822	Drive; Ser. No. 6000001	420883		6824
20334; 20337				20600			
Drive	1154669		6733	Drive	54505		6469BR
20339				20620			
Drive	1171018		6732	Drive	368070		6734
20340				20622			
Drive	912258		6735	Blade	420884		6544BR
20353				Drive	623900		6735
Drive	719450		6732	20624			
20370; 20371				Blade Brake	420880		6823
Drive	1171018		6732	20631; 20632			
20372				Drive	623900		6735
Drive	1154669		6733	20644; 20657			
20373				Drive	249730		6736
Drive	1154669		6733	20660			
Blade Drive	1101790		6822	Drive	230220		6737

Belts for Walk Behind Mowers

Application	OEM No.	Standard Belts	Premium Belts	Application	OEM No.	Standard Belts	Premium Belts
TORO - Continued				TORO - Continued			
20661				20916B			
Blade	420880		6823	Drive; W/32" Belt O.C.	719450		6732
Traction	368070		6734	Drive; W/33" Belt O.C.	718500		6733
20666				20917B			
Traction	623900		6735	Drive	719450		6732
20667				20920; 20920B; 20921B			
Blade	420884		6544BR	Drive	718500		6733
Drive	623900		6735	20922B; 20922BC; 20923B			
20668				Drive	719450		6732
Drive	623900		6735	20925; 20925B; 20927B			
20671				Drive	718500		6733
Traction	368070		6734	20928B; 20928BC; 20929B			
20672				Drive	719450		6732
Blade	420880		6823	21003; 21004; 21073			
Traction	368070		6734	Drive	54505		6469BR
20673				21100			
Drive	249730		6736	Drive	37274		6732
20674; 20675; 20676				21101; 21102; 21103; 21104; 21172; 21273;			
Traction	368070		6734	21373; 21473; 21610; 21647			
20677				Drive	54505		6469BR
Drive	623900		6735	21658; 21666; 21711; 21727; 21738			
20680				Drive	54505		6469BR
Drive; W/35" Belt O.C.	623900		6735	22010			
Traction; Ser. No. 60000101 Thru				Drive	499100		6730
6002200; W/34" Belt O.C.	368070		6734	22020			
20684				Traction	368070		6734
Belt; W/35" Belt O.C.	623900		6735	22035; 22036; 22037B; 22037BC; 22038B;			
Drive; Ser. No. 6000001 Thru 6002200	420881		6823	22040; 22042			
Traction; Ser. No. 60000101 Thru				Drive	368070		6734
6002200; W/34" Belt O.C.	368070		6734	22043; 22044BC; 22045; 22045B; 22142			
20692				Blade	420884		6544BR
Traction	623900		6735	Drive	368070		6734
20730; 20740; 20750				22150			
Drive	249730		6736	Drive	368070		6734
20755				22151; 22153BC; 22154; 22154B; 22157;			
Belt; 1980-1979	249730	1360	6736	22162; 22172; 22173			
Drive; 1982-1981	54505		6469BR	Blade	420884		6544BR
20761B; 20763B; 20764B; 20764BC; 20766B;				Drive	368070		6734
20766BC; 20767; 20767B; 20768; 20768B				22296; 22298			
Drive	623900		6735	Blade Drive	1101790		6822
20770; 20771				22580; 22621; 22622; 22623			
Drive	54505		6469BR	Traction	660210		6734
20773				22625BG			
Blade	420880		6823	Drive	368070		6734
Drive	54505		6469BR	22685			
20775				Traction	660210		6734
Drive	368070		6734	22700; 22700B; 22700BC; 22701B			
20777				Drive	368070		6734
Traction	623900		6735	23100; 23123 Whirlwind H/D; 23144; 23177			
20785; 20790				Blade	36593		6841
Drive	368070		6734	23200			
20801BC; 20806B; 20806BC; 20808B;				Blade	38095		6834
20820BC; 20821B				Traction	38093		6826
Drive	719450		6732	23201; 23205 Whirlwind			
20900B; 20901B				Blade	38095		6834
Drive	718500		6733	Drive	32733		6825
20904BC				23267 25"			
Drive	719450		6732	Blade; W/33" Belt O.C.	70354		6833
20905; 20905B				Blade; W/34" Belt O.C.	38095		6834
Drive	718500		6733	Drive	32733		6825
20907B; 20908B; 20908BC				Traction	38093		6826
Drive	719450		6732	23267 Commercial			
20910; 20911B				Blade	32733		6825
Drive	718500		6733	Traction	70354		6833
20914B				23300			
Drive	719450		6732	Blade	38166		6840
20915				Drive	38093		6826
Drive	718500		6733				

Belts for Walk Behind Mowers

Lawn & Garden Equipment

Application	OEM No.	Standard Belts	Premium Belts	Application	OEM No.	Standard Belts	Premium Belts
TORO - Continued				TORO - Continued			
23301				30078			
Blade	38166		6840	Trans.	1055668		7008BR
Traction	51583		6824	Eng. To Deck	1082715		6840BR
23301 34"				Blade Drive	1082716		6810BR
Blade; W/24" Belt O.C.	51583		6824	30079			
Blade; W/26" Belt O.C.	38093		6826	Trans.	1055668		7008BR
Drive	38166		6840	Eng. To Deck	1082693		6573BR
23310				Blade Drive	1082694		6650BR
Blade	38166		6840	30094			
Drive	51583		6824	Trans.	1055668		7008BR
23450				Eng. To Deck	1106954		6839BR
Blade	27199	2610		Blade Drive	1106953		6819BR
24003				30096			
Blade	27199	2610		Trans.	1055668		7008BR
Drive	271100		6852	30098			
26562				Trans.	1055668		7008BR
Blade	655740		6824	Eng. To Deck	1082715		6840BR
26620B; 26620BF; 26620BG				Blade Drive	1082716		6810BR
Drive	660210		6734	30099			
26621; 26621B; 26622; 26623; 26624				Trans.	1055668		7008BR
Blade	655740		6824	Eng. To Deck	1082693		6573BR
Drive	660210		6734	Blade Drive	1082694		6650BR
26624C; 26625B				30102			
Drive	660210		6734	Eng. To Trans.	269670		6840
26626				30103			
Blade	655740		6824	Drive	514290		6442BR
Drive	660210		6734	Eng. To Trans.	269670		6840
26630B				30106			
Drive	660210		6734	Deck Drive	542750		6838BR
26630BC				Drive	514290		②6442BR
Drive; 1994	660210		6734	Traction	269670		6840
Drive; 1995	368070		6734	30108			
26630BG				Blade	513530		6809BR
Drive	660210		6734	Deck	513600		6863
26631B; 26631BC				Drive	514290		6442BR
Blade	655740		6824	Trans.	269670		6840
Drive	660210		6734	30111			
26632B				Cross Deck	271160		6571BR
Drive	368070		6734	Deck Drive	542750		6838BR
26633B				Drive	514290		6442BR
Blade	655740		6824	Traction	269670		6840
Drive	368070		6734	30112			
26635B				Deck	542750		6838BR
Drive	660210		6734	Drive	514290		②6442BR
26635BC				Traction	269670		6840
Drive; 1994	660210		6734	30113			
Drive; 1995	368070		6734	Cross Deck	271160		6571BR
26635BG				Deck Drive	542750		6838BR
Drive	660210		6734	Drive	514290		6442BR
26636B				Trans.	269670		6840
Drive	368070		6734	30114; 30115			
26640B; 26640BC; 26641; 26642; 26643B				Deck	542750		6838BR
Drive	660210		6734	Drive	514290		②6442BR
26651				Traction	269670		6840
Traction	660210		6734	30116			
26680; 26680WG				Cross Deck	271160		6571BR
Drive	660210		6734	Deck Drive	542750		6838BR
26682; 26683; 27500; 27501; 27502				Drive	514290		6442BR
Blade	655740		6824	Traction	269670		6840
Drive	660210		6734	30117			
30072				Deck	542750		6838BR
Trans.	269671		6839	Drive	514290		②6442BR
30074				Traction	269670		6840
Trans.	1055668		7008BR	30125			
Eng. To Deck	1106954		6839BR	Eng. To Trans.	269670		6840
Blade Drive	1106953		6819BR	30126			
30076				Blade	513530		6809BR
Trans.	1055668		7008BR	30127			
				Blade	542750		6838BR
				30133			
				Blade	542751		6969

② Two Required.

Belts for Walk Behind Mowers

Lawn & Garden Equipment

Application	OEM No.	Standard Belts	Premium Belts	Application	OEM No.	Standard Belts	Premium Belts
TORO - Continued				TORO - Continued			
30136				30638			
Blade; Ser. No. 7000001 & After	542750		6838BR	Wheel Drive	1323631		6664BR
Eng. To Trans.	269670		6840	Trans.	1323630		7025BR
30140				30672			
Wheel Drive	1323631		6664BR	Wheel Drive	1323744		6487BR
Deck	1403171		6665BR	Trans.	1323630		7025BR
30144				30674			
Cross Deck	271160		6571BR	Wheel Drive	1323631		6664BR
Deck Drive	542750		6838BR	Trans.	1323630		7025BR
Eng. To Trans.	269670		6840	Blade Drive	1104886		6812BR
30152				30678			
Cross Deck	271160		6571BR	Wheel Drive	1323631		6664BR
Deck Drive	557660		6971	Trans.	1323630		7025BR
Eng. To Trans.	269670		6840	30682			
30155 Pro Line 32				Wheel Drive	1323744		6487BR
Trans.; W/12.5 H.P., 4-Speed Eng.	269670		6840	Trans.	1323630		7025BR
30156; 30157				30684			
Traction	269670		6840	Wheel Drive	1323631		6664BR
30165; 30166; 30170; 30175; 30176				Trans.	1323630		7025BR
Deck	542750		6838BR	Blade Drive	1104886		6812BR
Drive	514290		②6442BR	30686; 30688			
Traction	269670		6840	Wheel Drive	1323631		6664BR
30180				Trans.	1323630		7025BR
Deck; W/36", 44" Deck	542750		6838BR	30692			
Deck; W/52" Deck	557660		6971	Wheel Drive	1323744		6487BR
Drive	514290		②6442BR	Trans.	1323630		7025BR
Traction	269671		6839	30694			
30181				Wheel Drive	1323631		6664BR
Deck; W/36", 44" Deck	542750		6838BR	Trans.	1323630		7025BR
Deck; W/52" Deck	557660		6971	Blade Drive	1104886		6812BR
Drive	514290		②6442BR	30696; 30698			
Traction	269670		6840	Wheel Drive	1323631		6664BR
30185; 30186; 30190				Trans.	1323630		7025BR
Drive	824110		6847	30934; 30938; 30984; 30986; 30988; 30989			
30280				Hydro.	1062740		6552BR
Blade Drive	1086645		6849BR	59111			
30284				Deck	285250		6853
Eng. To Deck	1106954		6839BR	Traction	282650		A100
Blade Drive	1106953		6819BR	78355			
30288				Deck	106125		6889
Eng. To Deck	1082715		6840BR	Drive	108834		6898
Blade Drive	1082716		6810BR	90506; 90526B			
30289				Drive	718500		6733
Eng. To Deck	1082693		6573BR	206912			
Blade Drive	1082694		6650BR	Drive	623900		6735
30484				573575			
Eng. To Deck	1106954		6839BR	Deck	285250		6853
Blade Drive	1106953		6819BR	Traction	282650		A100
30488				660210			
Eng. To Deck	1082715		6840BR	Belt	368070	1340	6734
Blade Drive	1082716		6810BR	Commercial 103; Commercial 110; Commercial 111; Commercial 112; Commercial 116			
30489				Deck	542750		6838BR
Eng. To Deck	1082693		6573BR	Traction	269670		6840
Blade Drive	1082694		6650BR	Commercial S.P. 25"			
30494				Blade; W/33" Belt O.C.	70354		6833
Eng. To Deck	1106954		6839BR	Blade; W/34" Belt O.C.	38095		6834
Blade Drive	1106953		6819BR	Drive	32733		6825
30498				Traction	38093		6826
Eng. To Deck	1082715		6840BR	Fiesta Guardian 21" 20223; Fiesta Guardian 21" 20227; Fiesta Guardian 21" 20337; Fiesta Guardian 21" 20555; Fiesta Guardian 21" 20571; Fiesta Guardian 21" 20600; Fiesta Guardian 21" 20771; Fiesta Guardian 21" 21073; Fiesta Guardian 21" 21101; Fiesta Guardian 21" 21102			
Blade Drive	1082716		6810BR	Drive	54505		6469BR
30499							
Eng. To Deck	1082693		6573BR				
Blade Drive	1082694		6650BR				
30632							
Wheel Drive	1323744		②6487BR				
Trans.	1323630		7025BR				
30634							
Wheel Drive	1323631		6664BR				
Trans.	1323630		7025BR				
Blade Drive	1104886		6812BR				

② Two Required.

Belts for Walk Behind Mowers

Lawn & Garden Equipment

Application	OEM No.	Standard Belts	Premium Belts
TORO - Continued			
Fiesta Guardian 21" 21103; Fiesta Guardian 21" 21104; Fiesta Guardian 21" 21172; Fiesta Guardian 21" 21273; Fiesta Guardian 21" 21373; Fiesta Guardian 21" 21473; Fiesta Guardian 21" 21610; Fiesta Guardian 21" 21647			
Drive	54505		6469BR
Grassmaster 21" 20517			
Belt	249730	1360	6736
Grassmaster 21" 20550			
Belt			6737
Grassmaster 21" 20562; Grassmaster 21" 20575; Grassmaster 21" 20644; Grassmaster 21" 20657			
Belt	249730	1360	6736
Grassmaster 21" 20660			
Belt			6737
Grassmaster 21" 20673; Grassmaster 21" 20690; Grassmaster 21" 20750			
Belt	249730	1360	6736
Greensmaster			
Belt; W/17" Deck	27115	2360	6836
Drive; W/27" Belt O.C.; W/21" Deck	32251		6827
Drive; W/28" Belt O.C.; W/21" Deck	27113		6828
Greensmaster 800; Greensmaster 1000; Greensmaster 1600			
Clutch	929218		②6821
Greensmower			
Drive; W/21" Deck	27113		6828
Reel Drive; W/21" Deck	2714		6830
Groundmaster 117			
Eng. To J.S.	541380		6874
J.S. To Deck	541360		6849
Groundmaster 120			
Eng. To J.S.	541380		6874
Fan	541390		6755BR
Groundmaster 322-D			
Alt.	REMF1370		7370
Blade	539660		6539BR
Drive	210890		6972
Fan	435910		7516
Groundmaster 327			
Alt. & Gov.	258340		6733
Fan & Idler	266660		7265
Guardian 19" 18171; Guardian 19" 18257; Guardian 19" 19273			
Belt	85660		6729
HMR 1200; HMR 1600			
Belt; W/44" Deck	576990		6882
Drive	542750		6838BR
Pro Line 117			
J.S. To Deck; W/36", 44" Deck	542750		6838BR
J.S. To Deck; W/52" Deck	541360		6849
Pro Line 118			
Eng. To J.S.	541380		6874
J.S. To Deck; W/36", 44" Deck	542750		6838BR
Pro Line 180; Pro Line 185			
Eng. To Deck; W/36", 44" Deck	542750		6838BR
Eng. To Deck; W/52" Deck	557660		6971
Professional 1; Professional 2; Professional 3			
Countershaft	27110	3310	
Sportlawn			
Belt; W/17" Deck	2716	2180	6818
Belt; W/18", 21" Deck	27117		6821
Belt; W/20" Deck	27143		6823
Whirlwind			
Belt; W/32" Belt O.C.	37274		6732
Drive	54505		6469BR

Application	OEM No.	Standard Belts	Premium Belts
TORO - Continued			
Whirlwind Hevi-Duty 23205			
Blade; W/33" Belt O.C.	70354		6833
Blade; W/34" Belt O.C.	38095		6834
Drive	32733		6825
Traction	38093		6826
Whirlwind II Deluxe 21" 21666; Whirlwind II Deluxe 21" 21711; Whirlwind II Deluxe 21" 21727; Whirlwind II Deluxe 21" 21738			
Drive	54505		6469BR
TRACTOR SUPPLY			
44-186			
Blade	7540109		6843
Traction; W/31" Belt O.C.	7540121		6831
Traction; W/32" Belt O.C.	7540104		6832
44-1822			
Drive	7540114		6824
44-1825			
Traction	7540114		6824
44-1831			
Blade	7540116		6842
44-1841			
Traction	7540242		6832
44-1842; 44-1843			
Traction	7540114		6824
44-1845			
Blade	7540109		6843
Traction	7540104		6832
44-1848			
Blade	7540109		6843
Traction	7540121		6831
120-270			
Drive	7540114		6824
120-550; 122-550; 123-550			
Blade	7540109		6843
Traction; W/31" Belt O.C.	7540121		6831
Traction; W/32" Belt O.C.	7540104		6832
230-131			
Traction	7540242		6832
550-131			
Blade	7540109		6843
Traction	7540104		6832
TRAIL MATE			
7002			
Blade			6827
Drive			6950
Wheel Drive			6822
7004; 7006			
Blade; W/53" Belt O.C.			6953
Blade; W/54" Belt O.C.			6954
Drive			6829
E-Z Roll			
Eng. To Deck			6953
J.S.			6829
TROY BILT			
12-A2BU711; 12-A2BU766			
Drive	95404259A		6734
12ABD3A3766; 12ABD3BV711; 12ABD3BV766; 12ABD3BY711; 12ABD3BZ711; 12ABD35U766; 12ACC3BJ011; 12ACC3BJ066; 12ACC3BJ766; 12ACC35S066			
Drive	95404282		6731
12ACC35S766			
Drive	95404282		6731
12AE76JU011; 12AE76JU711			
Drive	95404145A		6864
Eng. To Deck	95404139		6976BR

② Two Required.

Belts for Walk Behind Mowers

Application	OEM No.	Standard Belts	Premium Belts	Application	OEM No.	Standard Belts	Premium Belts
TROY BILT - Continued				UNICO			
12AE763Z011				118-500			
Hydro. Drive	95404145A		6864	Belt	7540116	2420	6842
Eng. To Deck	95404139		6976BR	125-450			
12AGA2BJ011; 12AGA2BJ711; 12AGA25S011;				Traction	7540935	2310	6831
12AGA25S066; 12AGA25S711; 12AGA25S766;				128-220; 128-230			
12AGA26E011; 12AGA26E066; 12AGA26G011;				Belt	7540242	2320	6832
12AGA26G066				128-270			
Drive	95404260		6734	Belt	7540114	2240	6824
12AGA26G211; 12AGA26G711; 12AGA26G766				128-272			
Drive	95404260		6734	Traction	7540163		6828
12A-A25S011; 12A-A25S066; 12A-A25U211;				128-550			
12A-A25U711; 12A-A25U766; 12A-A26M011;				Blade	7540109		6843
12A-A26M066; 12A-A26N211				Trans.	7540121		6831
Drive	95404259A		6734	158-518			
12AKC2A3766; 12AKC3A3766; 12AKC3BV711;				Belt	7540156		6820
12AKC3BV766; 12AKC32N766; 12AKC35U766;				270-015			
12AKD6BZ711; 12AKD39B011; 12AKD39B066;				Belt	7540114	2240	6824
12AKD39C211				510-015; 520-015			
Drive	95404282		6731	Belt	7540100	2180	6818
12AKD39C766; 12ALC35S766				1225			
Drive	95404282		6731	Belt	7540116	2420	6842
12AVB2A3711; 12AVB2A3766; 12AVB2AQ711;				2180; 2181			
12AVB2BV711; 12AVB2BV766; 12AVB22J766;				Belt	7540126		6820
12AVB25S011; 12AVB25S066; 12AVB25U211;				2201-71			
12AVB25U711				Traction	7540163		6828
Drive	95404260		6734	2211; 2211-01; 2211-41; 2211-71; 2211-91;			
12AVB25U766; 12AVB26M011; 12AVB26M066;				2212			
12AVB26N211				Belt	7540114	2240	6824
Drive	95404260		6734	2222			
12AVC35U766				Blade	7540109		6843
Drive	95404282		6731	Trans.	7540121		6831
23AAAA8X711				2223; 2225			
Eng.	95405070		6827	Traction	7540239	2290	6829
Deck Drive	95405103		6975BR	2227-41; 2227-51; 2227-61; 2227-91			
35B; 35C				Traction	7540935	2310	6831
Drive			6844	2228-81-1			
36-7B; 36-7C1; 36-7D; 36-8B				Belt	7540114	2240	6824
Drive	170746		6749	2251			
36B				Blade	7540114	2240	6824
Drive	170738		6747	Drive	7540143		6728
86C; 86D; 87C; 87D				2251-01; 2251-3; 2251-71; 2251-91; 2261-41			
Drive	170829		6738	Blade	7540144	3550	6955
92; 92-929				Drive	7540143		6728
Drive	170399		6844	UNITED FARM TOOLS, INC.			
92B; 92D; 92E				884			
Drive	170647		6844	Spindle; W/40" Mower	1272		3V375
98; 98-229				885			
Drive	170399		6844	Spindle; W/60" Mower	1501		6965
367-D				VEMCO			
Drive	170746		6749	HP22; SP22			
11368				Belt			6834
Blade; W/8 H.P. Eng.; W/24" Blade			6857	WEST POINT			
Gardenway				VC; VC-1			
Reel Drive	1060		6819	Belt; W/36" Belt O.C.	9081	3360	6936
Hi Wheel I; Hi Wheel II				Belt; W/46" Belt O.C.	9065	3460	6946
Blade	T236321		6857	VC-2A; VC-3			
Trailblazer 1; Trailblazer 2; Trailblazer 3;				Eng.		3440	6944
Trailblazer 4; Trailblazer 5				Reel Drive	9127	3500	6950
Cutter Bar	P406416		6842	VC-3A			
Tuff Cut 1; Tuff Cut 2				Belt; W/42" Belt O.C.	9793	3420	6942
Blade			6857	Belt; W/50" Belt O.C.	9127	3500	6950
Drive	T239661		6736	VC-4			
TRU-TEST				Belt	9127	3500	6950
JA-210-HW; TA-210-HW				VC-4A			
Blade			6940	Belt; W/42" Belt O.C.	9793	3420	6942

Belts for Walk Behind Mowers

Application	OEM No.	Standard Belts	Premium Belts	Application	OEM No.	Standard Belts	Premium Belts
WEST POINT - Continued				WESTERN AUTO - Continued			
VC-4A - Continued				2XC4434; 2XC4444			
Belt; W/50" Belt O.C.	9127	3500	6950	Traction	7540114	2240	6824
VC-6				2XC4448			
Belt	9382	3370	6937	Drive	7540126		6820
VC-12				2XC4522			
Belt	9202	3290	6929	Belt	7540109		6843
VC-13				2XC4524			
Belt; W/28" Belt O.C.	9596	2280	6828	Drive	7540121		6831
Belt; W/29" Belt O.C.	9587	2290	6829	2XC4534			
VC-18				Blade	7540144	3550	6955
Belt		2280	6828	Traction	7540143		6728
VC-20				2XC6324			
Belt	9631	2300	6830	Belt	7540935	2310	6831
Veri-Cut				2XC6334; 2XC6344; 2XC6345			
Belt; W/36" Belt O.C.	9081	3360	6936	Traction	7540114	2240	6824
Belt; W/44" Belt O.C.		3440	6944	2XC6414			
Belt; W/46" Belt O.C.	9065	3460	6946	Belt	7540935	2310	6831
VG-1				2XC6434			
Belt; W/42" Belt O.C.	9793	3420	6942	Traction	7540239	2290	6829
Belt; W/50" Belt O.C.	9127	3500	6950	2XC6522			
VG-2				Belt	7540109		6843
Belt	9127	3500	6950	2XC6524; 2XC6534			
VG-20				Blade; W/43" Belt O.C.	7540109		6843
Belt	9649		3V315	Blade; W/55" Belt O.C.	7540144	3550	6955
WP-2A				Drive; W/28" Belt O.C.	7540143		6728
Belt	9852	2200	6820	Drive; W/31" Belt O.C.	7540121		6831
				Drive; W/32" Belt O.C.	7540177		6832
WESTERN AUTO				93-6334-2; 93-6354-0			
2X2603; 2X2703; 2X2903				Traction	7540114	2240	6824
Belt	100140	2170	6817	93-6524-8			
2X6414				Blade	7540109		6843
Belt	7540935	2310	6831	Trans.	7540177		6832
2X6434				93-6614-7			
Traction	7540239	2290	6829	Drive	7540219	2260	6826
2XC3240; 2XC3442				93-6624-6			
Belt	7540239	2290	6829	Drive; W/28" Belt O.C.	7540163		6828
2XC3538				Drive; W/31" Belt O.C.	7540935	2310	6831
Blade	7540109		6843	118-530			
Trans.	7540104		6832	Belt	7540109		6843
2XC3539				123-270; 123-280; 123-290			
Belt	7540109		6843	Traction	7540114	2240	6824
2XC3624; 2XC3634				123-550			
Traction	7540242	2320	6832	Blade	7540109		6843
2XC3637				Traction	7540121		6831
Traction	7540114	2240	6824	123-690			
2XC3715				Traction	7540239	2290	6829
Belt; W/42" Belt O.C.	7540116	2420	6842	128-220			
Belt; W/43" Belt O.C.	7540109		6843	Traction	7540242	2320	6832
2XC3716				128-550			
Belt	7540109		6843	Blade	7540109		6843
2XC3717				Traction	7540121		6831
Blade	7540109		6843	7109B88			
Traction	7540121		6831	Blade	7540326		6862
2XC3724				Traction	7540327		6828
Traction	7540242	2320	6832	MTD414A88			
2XC3737				Blade	7540328		6949
Traction	7540114	2240	6824	Traction	7540344		6873
2XC3833				MTD3944A98; MTD3944B98			
Drive	7540126		6820	Traction	7540343		6731
2XC4234				MTD4114A68			
Blade	7540935	2310	6831	Traction	7540104		6832
Drive	7540242	2320	6832	MTD4146A68			
2XC4334				Blade	7540326		6862
Belt	7540935	2310	6831	Traction	7540327		6828
2XC4429				MTD4146A78			
Blade	7540141		6183	Blade	7540327		6928
				MTD4234			
				Traction	7540242	2320	6832

Lawn & Garden Equipment

Belts for Walk Behind Mowers

Lawn & Garden Equipment

Application	OEM No.	Standard Belts	Premium Belts	Application	OEM No.	Standard Belts	Premium Belts
WESTERN AUTO - Continued				WHITE OUTDOOR PRODUCTS - Continued			
MTD4334				476B; 476R; 488N			
Belt	7540935	2310	6831	Drive	7540346		6411BR
MTD4434				560B			
Traction	7540114	2240	6824	Drive; W/28" Belt O.C.	7540327		6928
MTD4522				Drive; W/62" Belt O.C.	7540326		6862
Belt	7540109		6843	573; 574			
MTD4524				Blade; W/28" Belt O.C.	7540143		6728
Blade	7540109		6843	Blade; W/59" Belt O.C.	7540267		6859
Traction	7540121		6831	795; 797			
MTD4534				Belt; W/26" Deck	7540264		6639BR
Blade	7540144	3550	6955	826-B; 826-E; 826-R; 828R; 848E; 848R; 898N			
Traction	7540143		6728	Drive	7540343		6731
MTD6334; MTD6344				990-005; 990-142			
Traction	7540114	2240	6824	Drive	7540935	2310	6831
MTD6414A37				990-145			
Belt	7540935	2310	6831	Drive; W/28" Belt O.C.	7540163		6828
MTD6434A37				Drive; W/31" Belt O.C.	7540935	2310	6831
Traction	7540239	2290	6829	991-142			
MTD6522				Drive	7540935	2310	6831
Belt	7540109		6843	991-145			
MTD6524A08				Drive	7540163		6828
Blade	7540109		6843	991-246			
Trans.	7540177		6832	Belt	7540114	2240	6824
MTD6524A37; MTD6524A47				991-247			
Blade	7540109		6843	Blade	7540144	3550	6955
Traction	7540121		6831	Trans.	7540143		6728
MTD6524A57; MTD6524A77				991-260			
Blade	7540109		6843	Belt	7540252		6833
Trans.	7540177		6832	994-371			
MTD6534				Belt	7540114	2240	6824
Blade	7540144	3550	6955	994-372; 994-373			
Traction	7540143		6728	Belt	7540252		6833
MTD6624				994-374			
Belt	7540935	2310	6831	Blade	7540267		6859
MTD7109A88; MTD7109B88				E8980			
Blade	7540151		6967	Drive	7540343		6731
MTD7115A88				WHITE STORES			
Blade	7540329		6630BR	86-305; 87-305			
MTD7129A88				Drive	7540114	2240	6824
Blade	7540349		6637BR	87-308			
Deck	7540350		6464BR	Blade	7540116	2420	6842
Eng. To J.S.	7540245		6859	87-311			
J.S. To Trans.	7540244		6840	Blade	7540109		6843
WHEEL HORSE				Traction; W/31" Belt O.C.	7540121		6831
2-5000				Traction; W/32" Belt O.C.	7540177		6832
Traction	104290	1293		87-312			
WHEELER				Blade	7540109		6843
WHW-22CD				Traction	7540177		6832
Blade	170647		6844	87-757; 87-760			
WHITE OUTDOOR PRODUCTS				Drive	7540114	2240	6824
118R; 123-898C				87-765			
Drive	7540343		6731	Drive	7540163		6828
124-294				87-767			
Belt	7540114	2240	6824	Drive	7540935	2310	6831
124-364; 124-374				87-770			
Traction	7540252		6833	Blade	7540109		6843
124-574				Traction	7540177		6832
Blade	7540267		6859	87-7125			
148N; 166B				Drive	7540114	2240	6824
Drive	7540343		6731	87-7234			
202; 204				Drive	7540242	2320	6832
Drive	7540104		6832	87-7248			
365; 366; 367				Belt	7540252		6833
Drive	7540292		6826	110-500			
				Blade	7540116	2420	6842

Belts for Walk Behind Mowers

Lawn & Garden Equipment

Application	OEM No.	Standard Belts	Premium Belts	Application	OEM No.	Standard Belts	Premium Belts
WHITE STORES - Continued				WORLDLAWN POWER EQUIPMENT - Continued			
110-530 Blade	7540109		6843	WY3211BS; WY3211BSE; WY3211HD; WY3211HDE; WY3213BS; WY3213BSE; WY3213HD; WY3213HDE; WY3216KW; WY3216KWE			
112-500; 113-500-02; 114-500 Blade	7540116	2420	6842	Wheel Drive	3200002		6839
115-500 Blade	7540109		6843	WY3613HD; WY3613HDE; WY3616KW; WY3616KWE			
120-270 Drive	7540114	2240	6824	Deck Drive	3602003		6555BR
120-320 Drive	7540242	2320	6832	WRIGHT MANUFACTURING, INC.			
120-550 Blade	7540109		6843	WV3215B; WV3215KAW; WV3215KOH			
Traction	7540121		6831	Hydro.; Ser. No. 28214 & Before	71460041		6685BR
120-570 Blade	7540144	3550	6955	Hydro.; Ser. No. 28215 & After	71460066		6820BR
Traction	7540143		6728	Deck Drive; Ser. No. 28215 & After	71460003		6815BR
122-290 Drive	7540114	2240	6824	WV3615KAW; WV3617KAW; WV3617KAWRE			
122-550 Blade	7540109		6843	Hydro.; Ser. No. 28214 & Before	71460041		6685BR
Traction	7540121		6831	Hydro.; Ser. No. 28215 & After	71460066		6820BR
123-220 Drive	7540242	2320	6832	Deck Drive; Ser. No. 28214 & Before	71460043		6839BR
123-290 Drive	7540114	2240	6824	Deck Drive; Ser. No. 28215 & After	71460013		6839BR
123-550 Blade	7540109		6843	WV4815KAW; WV4817KAW; WV4817KAWRE; WV4819KAW			
Traction	7540121		6831	Hydro.; Ser. No. 28214 & Before	71460041		6685BR
124-290; 124-294 Drive	7540114	2240	6824	Hydro.; Ser. No. 28215 & After	71460066		6820BR
124-550 Blade	7540109		6843	Eng. To Deck; Ser. No. 28214 & Before	71460043		6839BR
Traction	7540121		6831	Eng. To Deck; Ser. No. 28215 & After	71460013		6839BR
125-550 Blade	7540109		6843	Blade Drive; Ser. No. 28215 & After	71460070		6822BR
Traction	7540104		6832	WV5217KAW; WV5217KAWRE; WV5219KAW			
153-518 Drive	7540126		6820	Hydro.; Ser. No. 28214 & Before	71460041		6685BR
WORLDLAWN POWER EQUIPMENT				Hydro.; Ser. No. 28215 & After	71460066		6820BR
WY28B11BS Wheel Drive	2800004		6835	Eng. To Deck; Ser. No. 28214 & Before	71460043		6839BR
Traction	SA34		6835	Blade Drive; Ser. No. 28215 & After	71460070		6822BR
WY28B11BSE; WY28B11HD; WY28B11HDE Wheel Drive	2800004		6835	WV5219KAWRE; WV5220KAW			
Eng. To Deck	2800015		6858	Hydro.	71460066		6820BR
WY28T11BSE; WY28T11HD; WY28T11HDE Wheel Drive	3200002		6839	Eng. To Deck	71460071		6856BR
Eng. To Deck	2832003		6896BR	Blade Drive	71460065		6823BR
WY36FS481VH Trans.	363212		7025BR	WVH3216KAW			
Deck Drive	363210		6573BR	Hydro.	71460066		6820BR
WY48FS481V Wheel Drive	363312		6809BR	Deck Drive	71460003		6815BR
Trans.	363212		7025BR	WVH3616KAW; WVH3618KAWRE			
Blade - Right	483031		6864BR	Hydro.	71460066		6820BR
Blade - Left	483030		6614BR	Eng. To Deck	71460013		6839BR
WY48FS481VH Trans.	363212		7025BR	Blade Drive	71460070		6822BR
Blade - Right	483031		6864BR	WVH4818KAWRE			
Blade - Left	483030		6614BR	Hydro.	71460066		6820BR
WY2811BS; WY2811BSE; WY2811HD; WY2811HDE Wheel Drive	2800004		6835	Eng. To Deck	71460013		6839BR
Eng. To Deck	2800015		6858	Blade Drive	71460070		6822BR
				WVH5218KAWRE; WVH5220KAW			
				Hydro.	71460066		6820BR
				Eng. To Deck	71460071		6856BR
				Blade Drive	71460065		6823BR
				WVP3215KAW			
				Hydro.	71460066		6820BR
				Deck Drive	71460003		6815BR
				WVP3615KAW; WVP3617KAW; WVP3617KAWRE			
				Hydro.	71460066		6820BR
				Deck Drive	71460013		6839BR

② Two Required.

Belts for Walk Behind Mowers

Lawn & Garden Equipment

Application	OEM No.	Standard Belts	Premium Belts	Application	OEM No.	Standard Belts	Premium Belts
WRIGHT MANUFACTURING, INC. - Continued				YARD-MAN - Continued			
WVP4815KAW; WVP4817KAW; WVP4817KAWRE; WVP4819KAWE				12346-1			
Hydro	71460066		6820BR	Drive	7540252	2330	6833
Eng. To Deck	71460013		6839BR	12351-0; 12351-1; 12351-8; 12351-9; 12352; 12355; 12357			
Blade Drive	71460070		6822BR	Drive	7540935		6831
WVP5217KAWRE; WVP5219KAWE				12365			
Hydro	71460066		6820BR	Drive	7540292		6826
Eng. To Deck	71460071		6856BR	12374; 12376			
Blade Drive	71460065		6823BR	Drive	7540252	2330	6833
YARD HOGG				12550-0; 12550-1			
High Wheel				Blade			
Eng. To Deck			6953	Drive	7540109		6843
J.S. To J.S.			6829	Drive	7540177		6832
YARD MACHINES				12553			
12A-138C				Belt; W/33" Belt O.C.			
Drive	7540343		6731	Belt; W/44" Belt O.C.	7540146		6833
12A-260A; 12A-264A				Belt; W/44" Belt O.C.			
Drive	7540466		6737	12554	7540146		6833
12A-288C				Belt; W/5 H.P. Eng.			
Drive	7540484		6739	Traction; W/5 H.P. Eng.	7540327		6826
12A-378N; 12A-379B				12570; 12570-0; 12570-1			
Drive	7540271		6557BR	Blade	7540144	3550	6955
12A-455G				Drive			
Drive	7540465		6736	Drive	7540143		6728
12A-458B				Belt; W/28" Belt O.C.			
Drive	7540271		6557BR	Belt; W/59" Belt O.C.	7540267		6859
12A-468N				12871; 12872; 12884; 12886			
Drive	7540465		6736	Drive	7540343		6731
12A-528N				15585; 15590			
Drive	7540369		6426BR	Drive	165120		6818
12A-529B				21031			
Drive	7540483		6738	Drive	7540216		6729
12A-568N				21430			
Drive	7540465		6736	Drive	7540325		6857
12A-588N				21700			
Drive	7540466		6737	Drive	7540190		6839
YARD-MAN				24596; 24604			
44"				Drive			
Eng. To Left Blade; W/16 H.P. Eng.	7540230		6755BR	Drive	7540142		6673BR
46"				31183; 31184; 31193			
Blade - Left To Right; W/16 H.P. Eng.	7540293		6501BR	Drive	7540101		6517BR
121-118R				31340			
Drive	7540343		6731	Drive	7540256		6729
121-638R				High Wheeler 26"			
Drive	7540327		6928	Blade; W/5 H.P. Eng.	7540326		6862
121-898B; 121-898F; 121-898R; 121C898B; 121C898E; 121C898R				YAZOO			
Drive	7540343		6731	A-33-22			
1300-1				Blade; W/Clinton Eng.; 1970 & Newer			
Eng. To J.S.	165120		6818	Blade; W/Wisconsin Eng.; 1970 & Newer ...	205039	2490	6839
2560-0-6				Friction Drive; W/26" Belt O.C.; 1970 & Newer			
Drive	7540935		6831	Friction Drive; W/42" Belt O.C.; 1970 & Newer	205142		6826
12213				AV20; AV20-FSP			
Drive	7540104		6832	Blade	205039	2390	6839
12294				Friction Drive			
Drive	7540114	2240	6824	AV22-FSP	205425		6825
12304-0; 12304-1; 12304-8; 12304-9; 12306-0; 12306-1; 12344-0				Blade			
Drive	7540935		6831	Friction Drive	205041	2490	6826
12344-1				B24			
Drive	7540252	2330	6833	Blade	205044	2440	6844
12346-0				B33-24FSP; B33-24SP			
Drive	7540935		6831	Belt; W/26" Belt O.C.	205426		6826
				Belt; W/28" Belt O.C.	205028	2280	6828
				Belt; W/44" Belt O.C.	205144		6844
				Belt; W/45" Belt O.C.	205045		6845
				Belt; W/58" Belt O.C.	205058	2580	6858

Belts for Walk Behind Mowers

Application	OEM No.	Standard Belts	Premium Belts
YAZOO - Continued			
B-3			
Blade; 1970 & Newer	205144		6844
B-6			
Blade; W/B. & S. Eng.	205042		6842
Blade; W/Wisconsin Eng.	205144		6844
B-33			
Blade; 1970 & Newer	205144		6844
Friction Drive	205426		6826
B-66			
Blade; W/B. & S. Eng.	205042		6842
Friction Drive	205425		6825
H-66-26			
Blade	205144		6844
Friction Drive	205429		6829
Harry S-22			
Traction	205049	2490	
P20			
Blade; W/39" Belt O.C.	205039	Ⓜ2390	6845
Blade; W/45" Belt O.C.	205045		6825
Traction	205425		6825
P22; P24			
Blade; W/44" Belt O.C.	205144		6844
Blade; W/45" Belt O.C.	205045		6845
Traction	205425		6825
PTO			
Belt	205137		6940
PTOB; PTOW			
Trans.; W/Wisconsin Eng.	205074		6976
S20			
Blade; W/39" Belt O.C.	205039	Ⓜ2390	6844
Blade; W/44" Belt O.C.	205044	2440	6845
Blade; W/45" Belt O.C.	205045		6825
Traction	205425		6825
S22			
Blade	205512		6843
Traction	205425		6825
S24			
Blade	205042		6842
Traction	205425		6825
S26			
Blade	205147	Ⓜ2470	
W36			
Traction	205333		3V335
YAZOO/KEES			
KHKW36140; KHKW36151			
Deck	101959		6812BR
KHKW48170; KHKW48171			
Primary	101958		6814BR
KKFW48180			
Deck	103240		6787BR
KKH36132			
Deck	101959		6812BR
Drive	101956		6813BR
KKW32121; KKW32132			
Deck	102148		6573BR
KKW36121; KKW36132; KKW36141			
Deck	101959		6812BR
Drive	101956		6813BR
KKW48141; KKW48151; KKW48152			
Drive	101956		6813BR
Primary	101958		6814BR

Ⓜ Two Required.

Belts for Compact Tractors

Order Belts by Our Number. Manufacturers' Part Number is shown for reference only.

Lawn & Garden Equipment

Application	OEM No.	Standard Belts	Premium Belts	Application	OEM No.	Standard Belts	Premium Belts
ALLIS-CHALMERS				FORD - Continued			
5015 Compact Snow Thrower Attachment; W/52" Auger 2087759			6866	2120 Compact Fan & Alt.			AX42
5020 Compact; 5030 Compact Fan2097654			▲9400HD	INTERNATIONAL			
5220 Fan & Alt.			▲9380HD	235; 254 Fan & Alt.MD007528			7370
ARMSTRONG TRACTOR CO.				284 Diesel Fan & Alt.197810984			▲9390HD
1872; 2070; 2072 Deck			6956	JOHN DEERE			
2174 Hyd. Pump6949		2400		324 Compact ForwardM81036			6833
BOLENS				ReverseM81035		2330	6833
G152 Compact; G154 Compact; G174 Compact Fan & Alt.1873737			7350	624 Compact ForwardM81036			6833
G192 Compact; G194 Compact Fan & Alt.1876225			▲9385HD	ReverseM81037			6832
G242 Compact; G244 Compact Fan & Alt.1876226			▲9385HD	650 Compact Fan & Gen.CH15509			▲9360HD
CASE, J.I.				655 Compact Fan & Alt.M800313			7345
DX35 Fan & Alt.301525A1			▲9370HD	750 Compact Fan & Gen.CH15509			▲9360HD
DX40; DX45 Fan301525A1			▲9370HD	Fan & Alt.			▲9365HD
CUB CADET				755 Compact; 756 Compact Fan & Alt.M800313			7345
5264 Compact FanBS821075			7370	770 Compact Fan & Alt.; W/35 5/8" Belt O.C.M800313			7345
7232 Compact; 7233 Compact; 7234 Compact; 7235 Compact Fan & Alt.REMF1360			7360	Fan & Alt.; W/41 3/8" Belt O.C.M802627			▲9412HD
FORD				820 Compact; 820A Compact Drive; W/Rear Tine TillerPT7513			6722
1100 Compact; 1110 Compact Fan & Alt.13321			7320	850 Compact Fan & Alt.; Ser. No. 007760 & Before			▲9375HD
1210 Compact Fan & Alt.REMF1315			7315	Fan & Alt.; Ser. No. 007761 & AfterCH14022			▲9400HD
1300 Compact Fan & Alt.13321			7320	Fan & Alt.; Ser. No. 016000 & Before			▲9375HD
1310 Compact Fan & Alt.13311			7312	Fan & Alt.; Ser. No. 016001 & AfterCH14022			▲9400HD
1320 Compact Fan & Alt.SBA080109024			▲9380HD	855 Compact; 856 Compact Fan & Alt.M805441			▲9385HD
1500 Compact Fan & Alt.			▲9440HD	870 Compact Fan & Alt.			▲9412HD
1510 Compact Fan & Alt.; W/35 1/8" Belt O.C.REMF1350			7350	900HC Compact Fan & Alt.CH14022			▲9400HD
Fan & Alt.; W/51" Belt O.C.REMF1510			7512	950 Compact Fan & Alt.; Ser. No. 018059 & BeforeCH10367			▲9380HD
1520 Compact Fan & Alt.SBA080109024			▲9380HD	Fan & Alt.; Ser. No. 018060 & AfterCH12865			▲9412HD
1600 Compact; 1700 Compact Fan & Alt.			▲9440HD	Fan & Alt.; Ser. No. 020000 & Before			▲9380HD
1710 Compact Fan & Alt.; W/35 1/8" Belt O.C.REMF1350			7350	Fan & Alt.; Ser. No. 020001 & AfterCH12865			▲9412HD
Fan & Alt.; W/51" Belt O.C.REMF1510			7512	955 Compact Fan & Alt.M805011			▲9375HD
1720 Compact Fan & Alt.; W/38" Belt O.C.SBA080109024			▲9380HD	970 Compact Fan & Alt.			▲9412HD
Fan & Alt.; W/37 3/4" Belt O.C.			▲9375HD	PrimaryM82734			6860
1900 Compact; 1910 Compact Fan & Alt.			▲9440HD	SecondaryM82462			6743BR
1920 Compact Fan & Alt.; W/37 1/2" Belt O.C.			▲9375HD	1050 Compact; 1051 Compact Fan & Alt.; W/41 1/4" Belt O.C.CH12865			▲9412HD
Fan & Alt.; W/44 1/4" Belt O.C.REMF6430			▲9440HD	Fan & Alt.; W/49 1/4" Belt O.C.REMF6480			▲9490HD
				1070 Compact Fan & Alt.M802627			▲9412HD
				1250 Compact; 1450 Compact; 1650 Compact FanCH16856			▲9465HD
				2210 Compact FanM811285			7370
				2305 Compact FanMIU800108			A36
				2320 Compact FanM805441			▲9385HD
				2520 Compact FanM801821			▲9390HD

▲ Standard Belt May Also Be Available.

Belts for Compact Tractors

Application	OEM No.	Standard Belts	Premium Belts
JOHN DEERE - Continued			
3005 Compact			
W.P.	M801821		▲9390HD
Fan	M801821		▲9390HD
3032E Compact; 3038E Compact			
Fan	M801821		▲9390HD
3120 Compact; 3203 Compact; 3320 Compact			
Fan	LVU11661		▲9415HD
3520 Compact; 3720 Compact			
A.C.	MIU10141		▲9505HD
Fan	LVU11661		▲9415HD
4010 Compact			
Fan; 2004 & Older	R41681		▲9560HD
Fan; 2005 & Newer; W/36" Belt O.C.	M802674		7360
Fan; 2005 & Newer; W/36 1/2" Belt O.C.	M800347		7360
Fan; 2005 & Newer; W/37" Belt O.C.	M811285		7370
4100 Compact			
Fan	M802674		7360
Fan & Alt.	M802674		7360
4105 Compact			
Fan	LVU11835		▲9405HD
4120 Compact			
Fan & Alt.	R515222		▲K060935HD
4200 Compact			
Fan			▲9390HD
4300 Compact			
Fan	M808685		▲9412HD
4320 Compact			
Fan & Alt.	R515222		▲K060935HD
4400 Compact			
Fan	M808685		▲9412HD
4500 Compact			
Fan; W/40" Belt O.C.	M802627		▲9412HD
Fan; W/41 1/2" Belt O.C.	M809527		▲9425HD
4520 Compact			
Fan & Alt.	AR43219	Ⓢ▲9600HD	
A.C.	R71603		▲9415HD
4600 Compact			
Fan; W/40" Belt O.C.	M802627		▲9412HD
Fan; W/41 1/2" Belt O.C.	M809527		▲9425HD
4700 Compact			
Fan	M809527		▲9425HD
4720 Compact			
Fan, Alt. & A.C.	R515222		▲K060935HD
5200 Compact; 5300 Compact; 5400 Compact			
A.C.	R128502		▲9630HD
Fan	R73784		TR22525
5500 Compact			
A.C.	R128502		▲9630HD
Fan; W/Cab	E75596		TR22553
Fan; W/O Cab	N150864		TR22545
KUBOTA			
1345DT			
Fan & Alt.; W/D1310A, V1501A Eng.			7420
B1550 Compact			
Fan & Alt.; W/D950 Diesel Eng.	7000073783		7360
Blade Drive; W/48" Deck	7008001245		6998
B2320 Compact; B2620 Compact			
Fan & W.P.	1624197010		7370
Blade Drive; W/54" Deck	K535134710		6796BR
B2630 Compact			
Alt.	1624197010		7370
B2920 Compact			
Fan	1624197010		7370
Blade Drive; W/54" Deck	K535134710		6796BR
B3000; B3030 Compact			
Alt.	1624197010		7370

Application	OEM No.	Standard Belts	Premium Belts
KUBOTA - Continued			
B4200 Compact			
Fan; W/D6550A, D750A, Z500A, 71600 Eng.	7000073818		7300
Blade Drive; W/48" Deck	7008001245		6998
B5100 Compact			
Fan; W/D6550A, D750A, Z500A, 71600 Eng.	7000073818		7300
B5100E Compact			
Fan; W/D6550A, D750A, Z500A, 71600 Eng.	1523172530		7300
B5200 Compact			
Fan & Alt.; W/D950 Diesel Eng.	7000073783		7360
Blade Drive; W/48" Deck	7008001245		6998
B6000 Compact			
Fan; W/D6550A, D750A, Z500A, 71600 Eng.	7000073818		7300
B6100 Compact			
Fan; W/D6550A, D750A, Z500A, 71600 Eng.	7000073783		7360
B6100E Compact			
Fan; W/D6550A, D750A, Z500A, 71600 Eng.	1523172530		7300
B6200 Compact			
Fan & Alt.; W/D950 Diesel Eng.	7000073783		7360
P.T.O.; W/48" Deck	7072232430		6941
Blade Drive; W/60" Deck	7072534710		B117
B7000 Compact			
Fan; W/D6550A, D750A, Z500A, 71600 Eng.	1523172530		7300
B7100 Compact			
Fan; W/D6550A, D750A, Z500A, 71600 Eng.	7000073818		7300
B7200 Compact			
Fan & Alt.; W/D950 Diesel Eng.	7000073783		7360
B7800 Compact			
Fan	1624197010		7370
B8200 Compact			
Fan & Alt.; W/D950 Diesel Eng.	7000073783		7360
Blade Drive; W/60" Deck	7072234710		B108
B9200 Compact			
Fan & Alt.; W/D950 Diesel Eng.	7000073783		7360
BX24 Compact			
Fan	1688397010		7350
Blade Drive; W/54" Deck	K535134710		6796BR
Alt.			7350
BX25			
Fan	1688397010		7350
Blade Drive; W/54" Deck	K535134710		6796BR
BX1800 Compact; BX1850 Compact; BX1860 Compact			
Fan	1588197010		7345
Blade Drive; W/54" Deck	K535134710		6796BR
BX2350 Compact			
Fan	1688397010		7350
BX2360			
Fan	1688397010		7350
Blade Drive; W/54" Deck	K535134710		6796BR
BX2660			
Fan	1624197010		7370
Blade Drive; W/54" Deck	K535134710		6796BR
D850-BWS			
Fan & Alt.; W/18 H.P. Eng.	FM355		7355
D1402			
Fan & Alt.; W/D1310A, V1501A Eng.; W/28.5 H.P. Eng.			7420
G2460			
Fan	1588197010		7345
Blade Drive; W/54" Deck	K535134710		6796BR
G3200; G4200; G4200H			
Fan & Alt.	1584197010		7320

▲ Standard Belt May Also Be Available.

Ⓢ Two Required.

Belts for Compact Tractors

Application	OEM No.	Standard Belts	Premium Belts
KUBOTA - Continued			
G3200; G4200; G4200H - Continued			
Blade Drive; W/40" Deck	7071334770		6984
Blade Drive; W/44" Deck	7071234710		6989
G5200; G5200H			
Fan & Alt.	1584197010		7320
Blade Drive; W/40" Deck	7071334770		6984
Blade Drive; W/44" Deck	7071234710		6989
Blade Drive; W/48" Deck	7650034710		B94
G6200; G6200H			
Fan & Alt.	1588197010		7345
Blade Drive; W/40" Deck	7071334770		6984
Blade Drive; W/44" Deck	7071234710		6989
Blade Drive; W/48" Deck	7650034710		B94
L175 Compact; L185 Compact; L185DT Compact			
Fan & Alt.	1522172530		7400
L200 Compact; L210 Compact			
Fan & Alt.	0751000048	♣9490HD	
L225 Compact			
Fan & Alt.	1532172532		7410
L225DT Compact			
Fan & Alt.	1532172530		7410
L235 Compact			
Fan & Alt.; W/D1310A, V1501A Eng.	1540197010		7417
L245 Compact			
Fan & Alt.; W/41 5/8" Belt O.C.	1532172530		7410
L245DT Compact			
Fan & Alt.; W/42 1/8" Belt O.C.			7417
L245H Compact			
Fan & Alt.; W/43 1/8" Belt O.C.			7425
L260 Compact			
Fan & Gen.	1560197010	♣9440HD	
L275DT Compact			
Fan & Alt.; W/D1310A, V1501A Eng.	1540197010		7417
P.T.O.	7072232430		6941
L285 Compact			
Fan & Alt.	1540197010		7417
L285DT Compact			
Fan & Alt.; W/D1310A, V1501A Eng.	1519697010	♣9430HD	
L295DT Compact			
Fan & Alt.; W/D1301A Eng.	1532172530		7410
L305 Compact; L305DT Compact; L345 Compact; L345DT Compact			
Fan & Alt.; W/D1310A, V1501A Eng.	1540197010		7417
L355S Compact			
Fan & Alt.; W/V1702A Diesel Eng.	1546997010	♣9425HD	
L1302 Compact			
Fan & Alt.; W/D1402 Diesel Eng.	REMF1425		7425
L2050 Compact			
Fan & Alt.	1736797010		7430
P.T.O.	7072232430		6941
L2250DT Compact; L2550DT Compact; L2550DTGST Compact			
Fan & Alt.	1733197010		7425
L2850 Compact			
Fan & Alt.	1519697010	♣9430HD	
L3350 Compact			
Fan & Alt.	1547197010	♣9420HD	
L3600 Compact			
Fan & Alt.	6415		7417
L4150 Compact			
Fan & Alt.	1519697010		9430
M8030 Compact			
Fan & Alt.	REMF1450	Ⓣ7450	
T1400H			
Blade	LB69		6970
Eng. To J.S.			6970
J.S. To Blade			6968

♣ Standard Belt May Also Be Available.

Application	OEM No.	Standard Belts	Premium Belts
MAHINDRA			
2415			
Fan			7375
MASSEY FERGUSON			
205-4 Compact			
Fan & Alt.			♣9380HD
210-4 Compact; 220 Compact			
Fan & Alt.			♣9400HD
1010 Compact; 1020 Compact			
Fan & Alt.			♣9380HD
1030 Compact			
Fan & Alt.			♣9451HD
1045 Compact			
Fan & Alt.			♣9430HD
GC2300; GC2310			
Fan			7335
MITSUBISHI			
R1500; R2500			
Fan & Gen.	K7974241		♣9420HD
NEW HOLLAND			
Boomer 8N			
Fan	301525A1		♣9370HD
Boomer 1020; Boomer 1025; Boomer 1030			
Fan	SBA080109049		7300
Boomer 2030; Boomer 2035; Boomer 3040; Boomer 3045; Boomer 3050; Boomer 4055; Boomer 4060			
Fan	301525A1		♣9370HD
T1010; T1030; T1110			
Fan	SBA080109049		7300
REFORM			
Metrac 3003 K			
Fan & Alt.	REMF6415		♣9425HD
SATOH			
S370 Beaver; S370D Beaver			
Fan & Alt.	KMD011351		7345
S373 Beaver 3; S470 Buck; S470D Buck			
Fan & Alt.	REMF1370		7370
S650G Bison			
Fan & Alt.	FM416		7420
W.P., Gov. & Idler	FM41		7417
S750D Stallion			
Fan & Alt.	913678030		♣9412HD
S6300 Bull			
Fan & Alt.			7395
SIMPLICITY			
9518; 9523; 9528; 2097106; 2097107; 2097150; 2097151; 2097173; 2097185; 2097242			
Fan	2097654		♣9400HD
2097352; 2097353; 2097354; 2097355; 2297353			
Fan	2097654		♣9400HD
YANMAR			
YM135 Compact			
Fan			7290
Fan & Alt.	17291		♣9290HD
YM140 Compact; YM140D Compact			
Fan & Alt.	121522		♣9360HD
YM146 Compact; YM146D Compact			
Fan & Alt.			♣9341HD
YM147 Compact; YM147D Compact			
Fan & Alt.	121522		♣9360HD

Ⓣ Two Required.

Belts for Compact Tractors

Lawn & Garden Equipment

Application	OEM No.	Standard Belts	Premium Belts
YANMAR - Continued			
YM155 Compact; YM155D Compact			
Fan			7290
Fan & Alt.	17291		♣9290HD
YM165 Compact; YM165D Compact			
Fan & Alt.	12406442290		♣9290HD
YM169 Compact; YM169D Compact			
Fan & Alt.	124064		♣9290HD
YM180 Compact; YM180D Compact			
Fan & Alt.	121023		♣9335HD
YM186 Compact; YM186D Compact			
Fan & Alt.; W/3T72HA Eng.	12102342290		♣9335HD
YM187 Compact; YM187D Compact			
Eng. To Deck	3316808		6732
Fan & Alt.; W/33 1/2" Belt O.C.	121023		♣9335HD
Fan & Alt.; W/35" Belt O.C.			♣9350HD
YM195 Compact			
Fan & Alt.; W/2TR20A Eng.	124240		♣9390HD
YM220 Compact; YM226 Compact			
Fan & Alt.; W/3T72HA Eng.	12102342290		♣9335HD
YM240 Compact			
Fan & Alt.; W/2TR20A Eng.	124240		♣9390HD
YM330 Compact			
Fan & Alt.; W/2Tr20 Eng.	124756		♣9380HD
W.P.; W/2Tr20 Eng.	124240		♣9390HD
YM336 Compact			
Fan & Alt.; W/3T72HA Eng.			♣9412HD

♣ Standard Belt May Also Be Available.

Belts for Snow Blowers/Throwers

Order Belts by Our Number. Manufacturers' Part Number is shown for reference only.

Lawn & Garden Equipment

Application	OEM No.	Standard Belts	Premium Belts	Application	OEM No.	Standard Belts	Premium Belts
ACE HARDWARE				ARIENS - Continued			
318-100				10M-L55; 10M-L60; 10M-L60D			
Drive	7540223		6736	Belt	34X88		3V355
318-450; 318-550				824			
Auger	7540257		6738	Drive	72130		6839
Traction	7540256		6729	10942; 10954; 10955; 10962; 10965; 10969; 10970; 10975; 10995			
318-586				Auger	72047		6671BR
Traction	7540256		6729	22999			
AIRCAP				Belt	72056		6832
8421				724005			
Auger	7540101		6517BR	Drive	72083		6376
PJ602/8431; PJ603/8441				824005			
Auger	7540367		6390	Blade	72045	3360	
ALLIS-CHALMERS				831025; 831032			
420				Belt; W/46" Belt O.C.	072095		6846
Blower; Mfr. No. 1691174	1674312		6837	Belt; W/50" Belt O.C.	072096		6850
522				832001			
Auger; Mfr. No. 1691412	1674312		6837	Drive	72110		6871
Trans.; Mfr. No. 1691412	1674308		6390	832002; 832003; 832004			
724				Auger	72114		6583
Blower; Mfr. No. 1691143	1666655		6841	910002; 910006; 910007; 910008			
Drive; Mfr. No. 1691143	1672732		6731	Belt	72047		6671BR
Sno-Bee				910009; 910010			
Blower; W/4 H.P. Eng.; Mfr. No. 2025051	176917		6837	Drive	72072		6837
Blower; W/6 H.P. Eng.; Mfr. No. 2025052	1717393		6836	910014			
Blower; W/7 H.P. Eng.; Mfr. No. 2025073	161098		6839	Belt	72047		6671BR
Drive; W/4 H.P. Eng.; Mfr. No. 2025051	1665706		6839	910016; 910018			
Drive; W/6 H.P. Eng.; Mfr. No. 2025052	121216		6838	Drive	72072		6837
Drive; W/7 H.P. Eng.; Mfr. No. 2025073	106689		6855	910019			
Sno-Pro 21				Belt	72047		6671BR
Trans.	2026268		6839	910020; 910021			
Sno-Pro 24; Sno-Pro 28				Drive	72072		6837
Trans.	2029789		6734	910942; 910954; 910955; 910962; 910965; 910995			
Tracker				Auger	72047		6671BR
Blower; W/4 H.P. Eng.; W/35" Belt O.C.; Mfr. No. 2029954, 2029970	121078		6835	920013; 920021			
Blower; W/4 H.P. Eng.; W/37" Belt O.C.; Mfr. No. 2029954, 2029970	176917		6837	Auger	07200513		6948BR
Blower; W/5 H.P. Eng.; Mfr. No. 1690071, 2029956	161098		6839	920022			
Blower; W/6 H.P. Eng.; Mfr. No. 2029955	1717393		6836	Drive	07200114		6736
Blower; W/7 H.P. Eng.; Mfr. No. 2029971	161098		6839	Auger	07200513		6948BR
Drive; W/4 H.P. Eng.; Mfr. No. 2029954, 2029970	1665706		6839	920402; 920403			
Drive; W/5 H.P. Eng.; Mfr. No. 1690071	1675704		6390	Auger	07200513		6948BR
Drive; W/6 H.P. Eng.; Mfr. No. 2029955	1665706		6839	921023			
Drive; W/7 H.P. Eng.; W/55" Belt O.C.; Mfr. No. 2029956, 2029971	106689		6855	Drive	07200114		6736
Drive; W/7 H.P. Eng.; W/61" Belt O.C.; Mfr. No. 2029956, 2029971	1650352		6761	Auger	07200514		Ⓣ7009BR
Drive; W/8 H.P. Eng.; Mfr. No. 1600262	1650352		6761	921024			
Rotor; W/8 H.P. Eng.; Mfr. No. 1600262	161098		6839	Drive	07200111		6735
AMERICAN HARDWARE				Brush	07238500		7010BR
Servistar 310-100				921029			
Auger	7540223		6736	Auger	07200536		Ⓣ6948BR
Servistar 310-600				921030			
Auger	7540222		6844	Drive	07200111		6735
Drive	7540131		6671BR	Auger	07200514		Ⓣ7009BR
Servistar 310-800; Servistar 310-860; Servistar 310-960				921032; 921037			
Auger	7540194		6845	Auger	07200536		Ⓣ6948BR
Drive	7540131		6671BR	921038; 921040			
ARIENS				Auger	07200703		Ⓣ6948BR
10M-L35				922002; 922003; 922006; 922008; 922009; 922010; 922012; 922014; 922016; 922018			
Drive	72089		6836	Blower	072056	2320	6832
10M-L40							
Drive	34X89		6836				

Ⓣ Two Required.

Belts for Snow Blowers/Throwers

Application	OEM No.	Standard Belts	Premium Belts	Application	OEM No.	Standard Belts	Premium Belts
ARIENS - Continued				ARIENS - Continued			
922019; 922020; 922022; 922024; 922025; 922999				924083; 924084			
Blower072056	2320	6832	Drive72066		6734
924013; 924016				924085			
Blower072072		6837	Auger72130		6839
Traction072066		6734	Traction72131		6736
924018; 924020; 924022				924086			
Belt; W/30" Belt O.C.072084		6730	Drive72066		6734
Belt; W/36" Belt O.C.072083		6376	924087; 924091; 924092			
924024				Auger72130		6839
Blower072108		6376	Traction72131		6736
Traction072066		6734	924093			
924025				Auger72086		6840
Blower072072		6837	Traction72066		6734
Traction072066		6734	924100			
924026				Blower72086		6840
Blower072108		6376	Traction72066		6734
Traction072098		6733	924101; 924102; 924104			
924027				Blower72108		6376
Blower072072		6837	Traction72066		6734
Traction072098		6733	924105			
924028; 924029				Traction72066		6734
Drive72108		6376	924106			
924032				Blower72108		6376
Blower072108		6376	Traction72066		6734
Traction072098		6733	924108; 924109; 924110			
924033				Auger72086		6840
Blower72108		6376	Traction72112		6735
Traction72098		6733	924111; 924112; 924113			
924034				Drive72112		6735
Blower072108		6376	924115			
Traction072066		6734	Auger72086		6840
924035				Traction72112		6735
Traction72066		6734	924311; 924312			
924036; 924038; 924039				Auger72086		6840
Blower072108		6376	Traction72066		6734
Traction072098		6733	924313			
924040				Drive72066		6734
Blower072108		6376	924314; 924315; 924316			
Traction072086		6840	Auger72130		6839
924042; 924044				Traction72131		6736
Blower072108		6376	924317			
Traction072066		6734	Blower72108		6376
924046; 924048; 924049				Traction72066		6734
Blower072108		6376	924318; 924319			
Traction072098		6733	Blower72086		6840
924050; 924051; 924052; 924054				Traction72066		6734
Blower072108		6376	924323			
Traction072066		6734	Blower72108		6376
924071				Traction72066		6734
Auger72130		6839	924327; 924328			
Traction72131		6736	Auger72086		6840
924072				Traction72112		6735
Blower072086		6840	924329; 924330			
Traction072066		6734	Drive72112		6735
924073; 924074; 924075				924500; 924501			
Blower072108		6376	Auger72362		6562BR
Traction072066		6734	Traction72361		6736
924077				926042			
Blower72108		6376	Drive07200505		6737
Traction72066		6734	926056			
924080				Drive07200630		6831
Drive72066		6734	926057			
924081				Brush07200601		Ⓜ7010BR
Drive72098		6733	926514			
924082				Drive07200630		6831
Auger72086		6840	926515			
Traction72066		6734	Brush07200601		Ⓜ7010BR

Ⓜ Two Required.

Lawn & Garden Equipment

Belts for Snow Blowers/Throwers

Lawn & Garden Equipment

Application	OEM No.	Standard Belts	Premium Belts	Application	OEM No.	Standard Belts	Premium Belts
ARIENS - Continued				ARIENS - Continued			
926517				938015			
Drive	07200630		6831	Drive; Model No. SS522	72364		6732
932001				938016			
Blower; Ser. No. 000101 Thru 010500	72107		6390	Drive; Model No. SS522E	72363		6733
Blower; Ser. No. 010501 & After			6583	938304			
Drive	72106		6737	Drive	72321		6733
932004; 932006; 932007; 932015				938305			
Blower	72114		6583	Drive; Ser. No. 101 Thru 400	72322		6734
Drive	72106		6737	Drive; Ser. No. 401 & After	72363		6733
932018				939401			
Auger	72117		6830	Drive	07200109	1210	
932020				ST2+2			
Blower	72114		6583	Auger	72114		6583
Drive	72106		6737	ST270; ST350; ST504			
932022				Auger	72114		6583
Auger	072156		6835	Traction	72106		6737
Drive	072157		6736	ST524			
932026				Auger	72108		6376
Auger	72191		6837	Drive	72106		6737
Traction	72106		6737	Traction	72098		6733
932027				ST724			
Auger	72192		6839	Auger; W/35" Belt O.C.	72156		6835
Traction	72157		6736	Auger; W/36" Belt O.C.	72108		6376
932029				Traction	72098		6733
Auger; Ser. No. 101 Thru 5149	72253		6838	ST824			
Auger; Ser. No. 5150 & After	72192		6839	Auger	72086		6840
Traction	72252		6737	Traction	72066		6734
932031				ST1032			
Auger; Model No. ST524	72340		6838	Auger	72108		6376
Traction; Model No. ST524	72106		6737	Traction	72098		6733
932032				ST1136			
Auger	72192		6839	Auger	72130		6839
Traction	72157		6736	Traction	72131		6736
932033; 932034				ATLAS			
Auger	72325		6839	15-3220			
932100; 932101				Belt	107042		J060293
Traction	07234000		6838	15-5200; 15-5210; 15-5210A; 15-5211; 15-5240;			
932102; 932103				15-5240A			
Drive	07211400		6583	Belt			6721
932104				826			
Traction	07234000		6838	Belt; W/38" Belt O.C.	10740		6838
932302				Belt; W/40" Belt O.C.	10741		6840
Auger	72191		6837	A5211			
Traction	72106		6737	Belt	107008	1210	
932303				ESN524			
Auger	72192		6839	Belt			6721
Traction	72157		6736	EX1116			
932304				Belt	421370		J060293
Auger	72192		6839	SN18P; SN418P; SN420P; SN520			
Traction	72252		6737	Belt			6721
932305				SN728; SN828			
Auger	72340		6838	Belt	410552		6834
Traction	72106		6737	BAKER			
932306; 932307				722E			
Auger	72325		6839	Auger; Mfr. No. 1692615	1674312		6837
938006				Trans.; Mfr. No. 1692615	1678600		6734
Drive	72321		6733	824E			
938007				Auger; Mfr. No. 1692616	1666655		6841
Drive	72322		6734	Disc; Mfr. No. 1692616	1672732		6731
938008				928M			
Drive	72321		6733	Auger; Mfr. No. 1692617	1701257		6842
938009				Disc; Mfr. No. 1692617	1672732		6731
Drive	72322		6734	BOBCAT			
938010				420; 520			
Drive	72321		6733	Belt	65082		6837
938011; 938012							
Drive	72322		6734				

Belts for Snow Blowers/Throwers

Application	OEM No.	Standard Belts	Premium Belts
BOBCAT - Continued			
520-3; 520-5			
Auger; W/41" Belt O.C.	68209A		6841
Trans.; W/38" Belt O.C.	68208A		6838
724-5			
Auger	68209A		6841
Trans.	68208A		6838
820			
Drive; Ser. No. 10500 & Before			6952
Drive; Ser. No. 10501 Thru 12001	65077		3V530
Wheel Drive; Ser. No. 10500 & Before	65032	2350	6835
Wheel Drive; Ser. No. 10501 Thru 12001	65032	2350	6835
Wheel Drive; Ser. No. 12002 & After	65032	2350	6835
828			
Drive	65082		6837
Impeller	65098		②3VX600
828-5			
Auger	68209A		6841
Trans.	68208A		6838
1020			
Wheel Drive			6837
1824			
Drive	65077		3V530
Wheel Drive	65082		6837
1825			
Drive		3640	6964
Wheel Drive	65032	2350	
BOLENS			
55-01; 55-02; 55-03; 75-01; 75-02; 75-03			
Belt			6736
225; 255E			
Auger	1737898		J060328
523-01			
Belt	1185487		6732
524-09; 524-10			
Auger	1739943		6731
Drive	1739944		6837
525-01			
Belt	1185487		6732
532-01; 535-01			
Belt			6730
536-01; 536-02; 536-03; 536-04; 536-05			
Belt; W/27" Belt O.C.	1108460		6827
Belt; W/34" Belt O.C.	1715010		6834
537-01; 538-01; 539-01; 540-01			
Belt			6736
624-01; 624-02; 624-03			
Auger	1739943		6731
Drive	1739944		6837
625			
Auger	1725253		6834
Drive	1894272		6735
724-04			
Auger	1739943		6731
Drive	1739944		6837
726			
Auger	1725253		6834
Drive	1894272		6735
726-01			
Auger	1725253		6834
Drive			6736
824-01; 824-08; 824A-01; 824A-02; 824A-03;			
824B-01; 826-06; 826-07; 826-08; 826B-01			
Auger	1739943		6731
Drive	1739944		6837
832			
Auger	1725253		6834
Drive	1894272		6735

Application	OEM No.	Standard Belts	Premium Belts
BOLENS - Continued			
832-01			
Auger	1725253		6834
Drive			6736
1026; 1032			
Auger; W/31" Belt O.C.; W/3/8" Belt T.W.	1739943		6731
Auger; W/34" Belt O.C.; W/1/2" Belt T.W.	1725253		6834
Drive; W/Single Belt	1894272		6735
Drive; W/Dual Belts	1739945		6837
1032B-01			
Auger	1739945		6837
Drive	1739943		6731
4021-01; 4021-02; 4021-03			
Auger	1752194		6736
5210-02; 5210-03; 5210-04			
Drive	1746379		6736
CANADA			
55065			
Auger	18055	2300	
Traction	18055	2300	
55168			
Auger			6840
Traction	37169		A34
55171			
Auger	14790		6838
Traction			6837
COAST TO COAST			
482-5147			
Auger	7540222		6844
Drive	7540131		6671BR
482-5162; 482-5170			
Auger	7540194		6845
Drive	7540131		6671BR
COLUMBIA PRODUCTS			
312-100			
Belt	7540223		6736
312-230			
Belt	7540205		6673BR
312-500			
Belt; W/29" Belt O.C.	7540256		6729
Belt; W/38" Belt O.C.	7540257		6738
312-600			
Belt; W/35" Belt O.C.	7540131		6671BR
Belt; W/44" Belt O.C.	7540222		6844
312-800			
Belt; W/35" Belt O.C.	7540131		6671BR
Belt; W/45" Belt O.C.	7540194		6845
CRARY			
520			
Auger	17690		6836
Trans.	17481		6830
624			
Auger	17715		6841
Trans.	17717		6835
824			
Auger; W/Honda 8 H.P. Eng.	17715		6841
Auger; W/Tecumseh 8 H.P. Eng.; Ser. No. 3769 & After	17715		6841
Trans.; W/Honda 8 H.P. Eng.	17792		6840
Trans.; W/Tecumseh 8 H.P. Eng.; Ser. No. 3769 & After	17717		6835
1028			
Auger; W/36" Belt O.C.; W/Tecumseh 10 H.P. Eng.; Ser. No. 5506 & Before	17690		6836
Auger; W/41" Belt O.C.; W/Tecumseh 10 H.P. Eng.; Ser. No. 5507 & After	17715		6841
Auger; W/41" Belt O.C.; W/Honda 11 H.P. Eng.	17715		6841

② Two Required.

Belts for Snow Blowers/Throwers

Lawn & Garden Equipment

Application	OEM No.	Standard Belts	Premium Belts	Application	OEM No.	Standard Belts	Premium Belts
CRARY - Continued				DYNAMARK - Continued			
1028 - Continued				1027			
Trans.; W/30" Belt O.C.; W/Tecumseh 10 H.P. Eng.; Ser. No. 5506 & Before	17481		6830	Drive	51458		6839
Trans.; W/50" Belt O.C.; W/Tecumseh 10 H.P. Eng.; Ser. No. 5507 & After	17717		6835	1028; 1032			
Trans.; W/50" Belt O.C.; W/Honda 11 H.P. Eng.	17717		6835	Auger; W/5 H.P. Eng.; W/35 1/2" Belt O.C.	3628		3V355
				Auger; W/8 H.P. Eng.; W/50" Belt O.C.	3627		3V500
				Traction; W/31" Belt O.C.	90005939		6731
CUB CADET				1033			
3X 26; 3X 26 HD; 3X 28; 3X 30 HD				Drive			
Auger	95404195A		6974BR	51458			6839
Wheel Drive	95404201A		6619BR	1132			
221 HP; 221 LHP				Auger; W/5 H.P. Eng.; W/35 1/2" Belt O.C.	3628		3V355
Auger	95404050		6973BR	Auger; W/8 H.P. Eng.; W/50" Belt O.C.	3627		3V500
421R; 521E; 521R				Traction; W/31" Belt O.C.	90005939		6731
Drive	7540101A		6517BR	1322-07			
522E				Belt; W/37" Belt O.C.	40899		6837
Drive	7540456		6729	Belt; W/38" Belt O.C.	41740		6838
522WE				1352-00; 1352-03			
Auger			②6735	Belt	28594		6837
Traction	7540343		6731	1360-00; 1360-01; 1360-02; 1360-03; 1360-04; 1360-05; 1360-06			
524 SWE; 524 WE				Belt	27323	2410	
Auger	95404050		6973BR	1360-07; 1360-08; 1360-09; 1360-10			
Wheel Drive	95404260		6734	Belt; W/37" Belt O.C.	40899		6837
526 SWE; 528 SW; 528 SWE				Belt; W/38" Belt O.C.	41740		6838
Auger	95404195		6974BR	1361-00; 1361-01; 1361-02			
Wheel Drive	95404201A		6619BR	Belt	27323	2410	
724E				1361-03; 1361-04			
Traction	7540346		6411BR	Belt	28594		6837
724TE				1361-05			
Auger			②6735	Belt	27323	2410	
Traction	7540346		6411BR	1361-06; 1361-07			
724WE				Belt; W/37" Belt O.C.	40899		6837
Auger			②6735	Belt; W/38" Belt O.C.	41740		6838
Traction	7540343		6731	1361-10			
726TDE				Belt	27323	2410	
Auger	95404050		6973BR	1362-01; 1362-04			
Wheel Drive	95404260		6734	Belt	28594		6837
826 4X4; 826SWE; 926E; 926SE; 926STE; 926TE				1362-05; 1362-06			
Auger			②6735	Belt	41740		6838
Traction	7540346		6411BR	1362-08; 1362-09			
930SWE; 933SWE; 945SWE				Belt; W/37" Belt O.C.	40899		6837
Wheel Drive	95404202	1370		Belt; W/38" Belt O.C.	41740		6838
1030E; 1030SE; 1030STE; 1030TE; 1130SWE; 1130TE				1363-00			
Auger			②6735	Belt	43124		6829
Traction	7540346		6411BR	1366-03			
				Belt	28594		6837
DEINES				2350-0000; 2350-0100; 2350-0400; 2350-0500; 2350-0600; 2351-0100; 2351-0300; 2355-0000			
Marty D-1860KT				Traction			
Eng. To J.S.			②6862	53790			6737
DYNAMARK				2581-0000; 2581-0100; 2585-0000; 2585-0100; 2585-0200			
76-78				Traction			
Auger; W/B. & S. Eng.	50834		6830	90005938			6730
Auger; W/Tecumseh Eng.	50755		6838	3314-0000; 3314-0100; 3314-0200; 3314-0300			
Drive; W/B. & S. Eng.	50755		6838	Drive	51458		6839
Drive; W/Tecumseh Eng.	50754		6865	5360-00; 5360-01; 5360-02; 5360-03; 5360-04			
79				Belt	27323	2410	
Auger	50834		6830	5360-20; 5360-30			
Drive	51458		6839	Belt	28594		6837
826				5360-31			
Auger; W/5 H.P. Eng.; W/35 1/2" Belt O.C.	3628		3V355	Belt; W/37" Belt O.C.	28594		6837
Auger; W/8 H.P. Eng.; W/50" Belt O.C.	3627		3V500	Belt; W/41" Belt O.C.	27323	2410	
Traction; W/31" Belt O.C.	90005939		6731	5360-32; 5360-33; 5360-36			
827				Belt	28594		6837
Drive	51458		6839	5360-37			
828; 1026				Belt	27323	2410	
Auger; W/5 H.P. Eng.; W/35 1/2" Belt O.C.	3628		3V355	5360-38			
Auger; W/8 H.P. Eng.; W/50" Belt O.C.	3627		3V500	Belt	40899		6837
Traction; W/31" Belt O.C.	90005939		6731				

② Two Required.

Belts for Snow Blowers/Throwers

Application	OEM No.	Standard Belts	Premium Belts	Application	OEM No.	Standard Belts	Premium Belts
DYNAMARK - Continued				FORD - Continued			
5360-39				09GN-5142			
Belt	28594		6837	Auger	18055	2300	
5360-41; 5360-42				Traction	18055	2300	
Belt	27323	2410		09GN-5143			
5360-43				Auger	14790		6838
Belt	40899		6837	Traction		2370	6837
5360-49; 5360-51; 5360-52; 5360-53; 5360-54;				09GN-5144			
5360-55; 5360-57				Auger			6840
Belt	27323	2410		Traction	37230		6838
5360-76; 5360-82; 5360-83; 5360-85				09GN-5145			
Auger	50272		6837	Auger	14790		6838
Drive	51249		6390	Traction		2370	6837
5361-00; 5361-02				09GN-5146			
Belt	40899		6837	Auger			6840
5361-03; 5361-04; 5361-05; 5361-06; 5361-07;				Traction	37230		6838
5361-08; 5361-09; 5361-10; 5361-11				09GN-5189; 09GN-5190; 09GN-5203; 09GN-5238			
Belt	41740		6838	Auger	207159		6673BR
5361-14; 5361-16; 5361-17				09GN-5239			
Belt; W/37" Belt O.C.	40899		6837	Auger	211664		6836
Belt; W/38" Belt O.C.	41740		6838	Traction	211650		6733
5361-25; 5361-27				09GN-5240; 09GN-5241			
Belt	49570		6837	Auger		2405	
5362-01; 5362-02; 5362-03				09GN-5350			
Belt	28594		6837	Belt	211650		6733
5362-04; 5362-05; 5362-06				Auger	244105		6844
Belt	40899		6837	Collector	14790		6838
5362-07; 5362-08; 5362-09; 5362-10; 5362-11;				09GN-5360			
5362-12; 5362-13; 5362-14; 5362-15; 5362-16				Auger	244105		6844
Belt	41740		6838	420 (09JC2016)			
5362-18; 5362-19; 5362-20				Belt	336055	1330	6733
Belt; W/37" Belt O.C.	40899		6837	526 (09JC2650); 526 (09JC2651)			
Belt; W/38" Belt O.C.	41740		6838	Belt	331325		3VX400
5418-00				626 (09JC2657)			
Drive	511275M1		A100	Belt	335453		6841
5683-00; 5684-00; 5685-00; 5686-00; 5705-0100;				726 (09JC2655)			
5705-0200				Belt	331325		3VX400
Drive	50935		6977	830 (09JC2660); 830 (09JC2667)			
90510; 90520; 90530				Belt	335453		6841
Auger	41740		6838	9607449 (36")			
Drive	43124		6829	Drive	210752		6870
CHS-826; CHS-1026; CHS-1028; CHS-1032				Secondary	237255		6378
Drive			6830	9607450 (36")			
CS511; CS522; CS822; CS826; CS1026;				Drive; W/70" Belt O.C.	210752		6870
CS1028; CS1032; CS1132				Drive; W/66" Belt O.C.			6866
Auger			6840	Secondary	237255		6378
Drive			6839	9607459; 9607474; 9607476			
SP100; SP100A				Auger	244105		6844
Belt	SP149		6818	ST220; ST220E			
SP109; SP109A				Belt	207159		6673BR
Belt	8597		6822	ST320			
FORD				Auger	211664		6836
09GN-3660				Drive	207159		6673BR
Upper Drive	37756		6856	Traction	211650		6733
Lower Drive	234419		6892	ST366			
09GN-3665				Collector		2370	6837
Secondary	237255		6378	ST524			
09GN-3679				Belt	207159		6673BR
Upper Drive	235459		6853	ST526			
Lower Drive	234419		6892	Belt	207159		6673BR
Primary			6866	Collector	14790		6838
Secondary	237255		6378	Eng. To J.S.	18055	2300	
09GN-3680				Traction			6837
Primary	236914		B100	ST626			
09GN-5139				Impeller			6841
Auger	207159		6673BR	Traction			6841
09GN-5140				ST826			
Auger			6732	Belt	207159		6673BR
				Collector			6840
				Traction	37230		6838

Lawn & Garden Equipment

Belts for Snow Blowers/Throwers

Lawn & Garden Equipment

Application	OEM No.	Standard Belts	Premium Belts	Application	OEM No.	Standard Belts	Premium Belts
FORD - Continued				GILSON - Continued			
ST826B				471; 476; 479; 490 - Continued			
Traction	244104		6734	Traction	16146		6839
GAMBLE SKOGMO				492			
37-4145				Auger	14790		6838
Auger	35545		6840	Traction		2370	
37-4254; 37-4255				820; 821			
Auger	18055	2300		Auger	10463		6837
Traction	18055	2300	6830	Traction	10463		6837
37-4311				822; 826; 827; 830			
Auger	14790		6838	Auger	17569	2430	
Traction		2370	6837	Traction	17569	2430	
37-4315				834			
Auger			6840	Auger	13009	2410	
Traction	16146		6839	Traction	10463		6837
37-4322				835; 835C; 839			
Auger			6840	Auger	17569	2430	
Traction	37230		6838	Traction	17569	2430	
310-100				841			
Drive	7540223		6736	Auger	13009	2410	
310-600				Traction	13009	2410	
Auger	7540222		6844	842			
Drive	7540131		6671BR	Auger	10463		6837
310-800; 310-860; 310-960				Traction	10463		6837
Auger	7540194		6845	844; 845			
Drive	7540131		6671BR	Auger	14790		6838
312-210; 312-220; 312-230; 312-250; 312-300;				Traction			6837
312-400; 312-430; 312-450				846			
Belt	7540133		3V315	Auger			6840
312-600; 312-630; 312-650; 312-700; 312-730;				Traction	16146		6839
312-750; 312-800; 312-830; 312-850				5001			
Belt	7540131		6671BR	Auger	14790		6838
313-205; 313-230; 313-430; 313-550; 313-570				Traction		2370	
Belt	7540133		3V315	5002; 5004			
313-830				Auger	17569	2430	
Belt	7540131		6671BR	Traction	17569	2430	
319-100A				5005			
Drive	7540223		6736	Auger	13009	2410	
8535				Traction	13009	2410	
Belt	7540133		3V315	5006			
8536				Auger			6840
Belt	7540131		6671BR	Traction	16146		6839
55141				5008			
Auger	35545		6840	Auger	18055	2300	
55142				Traction	18055	2300	
Traction	18055	2300		5009			
55143				Auger	17569	2430	
Collector	14790		6838	Traction	17569	2430	
Traction			6837	7500			
55144				Auger	14790		6838
Collector			6840	Traction		2370	
53604900; 53605100				35211			
Belt	27323	2410		Auger	18055	2300	
53620700				Traction	18055	2300	
Belt	41740		6838	55001			
GILSON				Auger	14790		6838
90-820-01; 90-821-01; 90-822-03; 90-826-03				Traction		2370	
Auger	10463		6837	55002; 55004			
Traction	10755		6843	Auger	17569	2430	
90-827-01				Traction	17569	2430	
Auger	10463		6837	55005			
Traction	10463		6837	Auger	13009	2410	
90-830-03				Traction	13009	2410	
Auger	10755		6843	55006			
Traction	10755		6843	Auger			6840
471; 476; 479; 490				Traction	16146		6839
Auger			6840	55008			
				Auger	18055	2300	
				Traction	18055	2300	

Belts for Snow Blowers/Throwers

Lawn & Garden Equipment

Application	OEM No.	Standard Belts	Premium Belts	Application	OEM No.	Standard Belts	Premium Belts
GILSON - Continued				GILSON - Continued			
55010; 55011				55098			
Auger	14790		6838	Auger	35545		6840
Traction		2370		55100			
55012				Auger	14790		6838
Auger	17569	2430		Traction		2370	
Traction	17569	2430		55129			
55013				Auger	207925		6732
Auger	18055	2300		55130			
Traction	18055	2300		Auger	207159		6673BR
55014				55131			
Auger			6840	Auger	35545		6840
Traction	16146		6839	55132			
55015				Auger	18055	2300	
Auger	14790		6838	Traction	18055	2300	
Traction		2370		55133			
55016				Auger	14790		6838
Auger			6840	Traction		2370	
Traction	16146		6839	55134			
55017; 55018; 55019				Auger			6840
Auger	17569	2430		Traction	37230		6838
Traction	17569	2430		55135			
55020; 55026				Auger	14790		6838
Auger	18055	2300		Traction; W/36" Belt O.C.	37169		A34
Traction	18055	2300		Traction; W/37" Belt O.C.		2370	
55036				55141			
Auger	35545		6840	Auger	35545		6840
55037				55142			
Auger	18055	2300		Auger	18055	2300	
Traction	18055	2300		Traction	18055	2300	
55062; 55063; 55064				55143			
Auger	17569	2430		Auger	14790		6838
Traction	17569	2430		Traction		2370	
55065; 55066				55144			
Auger	18055	2300		Auger			6840
Traction	18055	2300		Traction	37230		6838
55067; 55068				55174			
Auger	14790		6838	Auger	18055	2300	
Traction		2370		Traction	18055	2300	
55069				55175			
Auger			6840	Auger	14790		6838
Traction	16146		6839	Traction		2370	
55077				55176			
Auger	35545		6840	Auger			6840
55078				Traction	37230		6838
Auger	18055	2300		55179			
Traction	18055	2300		Auger	207159		6673BR
55079				55184			
Auger	14790		6838	Auger	13009	2410	
Traction		2370		Traction	13009	2410	
55080				55185			
Auger			6840	Auger	207925		6732
Traction	16146		6839	55189; 55190; 55201; 55202; 55203			
55091				Auger	207159		6673BR
Auger	35545		6840	55204			
55092				Auger	212183		6372
Auger	18055	2300		Traction	211650		6733
Traction	18055	2300		55206			
55093				Auger	209375		6844
Auger	14790		6838	Traction	212086		6840
Traction		2370		55207			
55095				Auger	233162	2405	
Auger	14790		6838	Traction	212221		6839
Traction	37169		A34	55208			
55096				Auger	207159		6673BR
Auger	17569	2430		55209			
Traction	17569	2430		Auger	212183		6372
55097				Traction	211650		6733
Auger	13009	2410					
Traction	13009	2410					

Belts for Snow Blowers/Throwers

Application	OEM No.	Standard Belts	Premium Belts	Application	OEM No.	Standard Belts	Premium Belts
GILSON - Continued				HONDA - Continued			
SB4				HS724K1WA; HS724TA; HS724WA			
Auger	18055	2300		Auger	22432738C31		6936
Traction	18055	2300		Traction	22431767003		6828
SB5				HS828K1TA; HS828K1TAS; HS828K1WA;			
Auger	14790		6838	HS828K1WAS; HS928TA; HS928TAS;			
Traction		2370		HS928WA; HS928WAS			
SB8				Auger	22432738C31		6936
Auger			6840	Traction	22431768003		6830
Traction	16146		6839	HS1132TA; HS1132TAS			
GRAINGER, W. W.				Auger	22432V03000		6936
3Z240				Traction	22431768003		6830
Auger	10463		6837	HUSQVARNA			
Traction	10463		6837	ST21; ST21E			
3Z756				Drive	601001762		6735
Auger	7540222		6844	ST522H			
Drive	7540131		6671BR	Drive	601002148		6835
3Z757				ST626E			
Auger	7540194		6845	Auger	601002148		6835
Drive	7540131		6671BR	Traction	601001437		6733
8Z753				ST723C; ST723R			
Belt; W/35" Belt O.C.	7540193		6835	Auger	531002630		6939
Belt; W/44" Belt O.C.	7540222		6844	Traction	531002635		6835
HAHN ECLIPSE				ST724			
7506; 7507; 7508				Auger	601001437		6733
Belt	308445		6834	Traction	601001737		6837
7513				ST824E			
Belt	308451		6828	Drive	601001437		6733
7547				ST926EC			
Belt	308452		3V335	Blower	531002630		6939
HOMELITE				Traction	531002635		6835
S4				ST927; ST927E			
Auger	121078		6835	Drive	601001437		6733
Drive	1665706		6839	ST1030			
S8				Blower	531002630		6939
Auger	161098		6839	Traction	531002635		6835
Drive	174323		6761	JACOBSEN			
HOMKO				51610; 51611			
13600100; 13600200; 13600300; 13610100;				Belt	392456		6737
53600000				52001; 52002; 52003			
Drive	27323	2410		Eng. To P.T.O.	317375		6831
HONDA				52006; 52011; 52012			
HS35				Belt	336055	1330	6733
Auger; Belt Code SB38	22431727003		6939	52600; 52601; 52610; 52611; 52612			
HS50-A				Drive	331325		3VX400
Auger; W/28" Belt O.C.	22432732013		6928	52613			
Auger; W/29" Belt O.C.	22432732671		6929	Drive	335453		6841
HS55; HS55K-1				52620; 52624; 52625			
Drive; Belt Code A-28.4	22432736003		6933	Drive	331325		3VX400
HS70; HS80				52627; 52628; 52629			
Auger; Belt Code A-30.6	22431738003		6833	Drive	335453		6841
Auger; Belt Code SA-31	22431738701		6832	52630			
Auger; Belt Code SA-32	22431738A01		6833	Drive	331325		3VX400
Traction; Belt Code SB-32 R.E.C.	22432736701		6933	52631; 52632; 52633; 52635; 52638; 52640;			
Traction; Belt Code SB-33 R.E.C.	22432738A01		6934	52642; 53636			
Traction; Belt Code B-33	22432738831		6937	Drive	335453		6841
Traction; Belt Code SB-35	22432738C31		6936	Imperial Snow Jet 20"			
HS521				Drive	336055	1330	
Drive; Belt Code LA38			6839	Imperial Snow Jet 26"; Imperial Snow Jet 30"			
HS621A; HS621AS				Drive	335453		6841
Drive	22431747003		6839	Sno Burst			
HS624K1TA				Belt	392456		6737
Auger	22432738C31		6936	Snow Jet 20"			
Traction	22431767003		6828	Belt	317375		6831
HS624K1WA				Eng. To P.T.O.	313267		6829
Auger	22432736A01		6934	Traction; W/25" Belt O.C.	313254	1250	6725
Traction	22431767003		6828	Traction; W/29" Belt O.C.	314564		6829

Belts for Snow Blowers/Throwers

Lawn & Garden Equipment

Application	OEM No.	Standard Belts	Premium Belts
JACOBSEN - Continued			
Super Blitz			
Belt	336055	1330	6733
JARI			
5 1/2 H.P.; 7 H.P.			
Belt; W/26" Belt O.C.	106803		6826
Belt; W/33" Belt O.C.	725100		6833
Belt; W/33 1/2" Belt O.C.	106804		3V335
L1 Northland; L2 Northland			
Eng.	L362	2250	6825
Power Unit Attachment	N701	2360	6836
W 2 Way			
Belt	W119	2380	6838
W-2 2 Way			
Belt	E119	2370	6837
JOHN DEERE			
320 Snow Thrower			
Drive	PT2303		6737
520 Snow Thrower			
Auger; PC2022	PT11878	▲9375HD	6738
Auger; PC2259	PT10868		6729
Traction; PC2259	PT10867		6729
522			
Auger	PT11878	▲9375HD	6735
Traction	PT11877		6735
524 Snow Thrower			
Auger	PT9738		6731
Traction	PT9739		6841
524D			
Auger	M129781		6838
Traction	M126984		6737
526; 726; 732			
Auger	M82612		6836
Traction	M45613		6836
824			
Auger	PT10869		6372
Traction	PT10867		6729
826			
Auger	M82612		6836
Traction	M45613		6836
826D			
Auger	M128890		6838
Traction	M126989		6736
826T			
Auger	PT10869		6372
Traction	PT10867		6729
828D			
Auger	M124218		6837
Traction; Ser. No. 190000 & Before	M124219		6734
832			
Auger	M82612		6836
Traction	M45613		6836
1026; 1028			
Auger	PT10866		6845
Traction	PT10865		6735
1032			
Auger	M82612		6836
Traction	M45613		6836
1032D			
Auger	M124218		6837
Traction; Ser. No. 190000 & Before	M124219		6734
1128DDE			
Auger; Ser. No. 210000 & Before	M124218		6837
TRS21; TRS21E			
Drive; Ser. No. 160000 & Before	M118007		6735
TRS22			
Auger; Ser. No. 120001 & After	M118078		6835
Traction	M118011		6733

▲ Standard Belt May Also Be Available.

Application	OEM No.	Standard Belts	Premium Belts
JOHN DEERE - Continued			
TRS24			
Auger; Ser. No. 140001 & After	M122075		6837
Traction; Ser. No. 120000 & Before	M110635		6736
Traction; Ser. No. 120001 & After	M118011		6733
TRS26			
Auger; Ser. No. 140000 & Before	M123224		6611BR
Auger; Ser. No. 140001 & After	M122075		6837
Traction; Ser. No. 120000 & Before	M110766		6736
Traction; Ser. No. 120001 & After	M118011		6733
TRS27; TRS32			
Auger; Ser. No. 140000 & Before	M82612		6836
Auger; Ser. No. 140001 & After	M122421		6837
Traction	M118011		6733
TRX24			
Auger; Ser. No. 140001 & After	M122075		6837
Traction; Ser. No. 140000 & Before	M94366		6612BR
Traction; Ser. No. 140001 & After	M118011		6733
TRX26			
Auger; Ser. No. 140000 & Before	M123224		6611BR
Auger; Ser. No. 140001 & After	M122075		6837
Traction; Ser. No. 120000 & Before	M110637	2300	6733
Traction; Ser. No. 120001 & After	M118011		6733
K-MART			
315-150			
Drive	7540226		6551BR
Impeller	7540257		6738
315-580			
Drive	7540256		6729
LAMBERT			
62-54F-1; 62-54-1; 62-78-1			
Belt; W/34" Belt O.C.	410552		6834
Belt; W/36" Belt O.C.	410300		6836
C Dual Stage 24"; C Dual Stage 28"			
Front Drive	410300		6836
Rear Drive	410301		6840
HS-20			
Belt	410267		6829
HS-54; HS-54-1; HS-64F; HS-64F-1; HS-78-1; HS-78F			
Belt; W/34" Belt O.C.	410552		6834
Belt; W/36" Belt O.C.	410300		6836
HS-144; HS-154			
Belt; W/34" Belt O.C.	410552		6834
Belt; W/35" Belt O.C.	410910		6835
HS-254; HS-278			
Belt	410552		6834
HS-2524; HS-2828			
Belt; W/34" Belt O.C.	410552		6834
Belt; W/36" Belt O.C.	410300		6836
SN728; SN828			
Belt	410552		6834
LAWN BOY			
1840; 1840A			
Belt	18055	2300	6830
1850; 1851; 1871			
Auger	207925		6732
2650; 2650A; 2650B; 2650C; 2680; 2680A; 2680B; 2680C			
Auger; W/5 H.P. Eng.	14790		6838
Auger; W/6, 7, 8 H.P. Eng.			6840
Traction; W/5 H.P. Eng.			6837
Traction; W/6, 7, 8 H.P. Eng.	16146		6839
63679 36"			
Primary			6866
Secondary	237255		6378

Belts for Snow Blowers/Throwers

Lawn & Garden Equipment

Application	OEM No.	Standard Belts	Premium Belts	Application	OEM No.	Standard Belts	Premium Belts
LAZY BOY				MONTGOMERY WARD - Continued			
25ESSP				190			
Belt	1228	2280	6828	Auger	7540235		6835
25ESSP-71; 25ESSPA-73				225			
Drive	1203	2310	6831	Drive; W/32" Belt O.C.	7540205		6673BR
BW5-20SP-79; BW5-20SP-80; BW5-20SP-81; BW5-20SP-82				Drive; W/38" Belt O.C.	7540257		6738
Belt		2370	6837	440; 450			
DLB-64; DLB-65; DLB-66; DLB-67; DLB-70; DLB-71; DLB-72; DLB-73; DLB-76				Auger	7540256		6729
Belt	1228	2280	6828	471; 472			
H5065236				Auger	14790		6838
Drive	1203	2310	6831	Traction			6837
HTV763				476			
Belt	1244		6850	Auger			6840
HTV865				Traction	16146	2390	6839
Belt	1277		6850	477; 478			
LB20-63				Drive	10755		6843
Belt		2270	6827	479; 490			
LBE-25; LBE-25B				Auger			6840
Belt	1228	2280	6828	Traction	16146	2390	6839
SP17-63; SP17-64; SP17-65; SP17-66; SP17-67 S.P.				492			
Belt	1206	2250	6825	Traction			6837
SPB15-62				498			
Belt	1219	1180	6718	Impeller	10755		6843
SPC63				Traction	10755		6843
Belt	1206	2250	6825	550; 552			
SPF22				Auger	7540256		6729
Belt	1228	2280	6828	Belt	7540257		6738
XCS20 S.P.				586; 588			
Belt		2270	6827	Auger	7540256		6729
XCS20-64; XCS20-65				Drive	7540282		6372
Belt	1228	2280	6828	590			
XCS-64; XCS-65				Auger & Blower	7540357		6840
Belt	1228		6828	Traction	7540356		6735
MASSEY FERGUSON				840; 850; 960			
555M				Drive; W/35 1/2" Belt O.C.	7540131		6671BR
Auger; Mfr. No. 1691411	1674312		6837	Drive; W/45" Belt O.C.	7540194		6845
Trans.; Mfr. No. 1691411	1674308		6735	GIL470A; GIL470B; GIL470C			
755E				Drive	18055	2300	
Auger	1715128		6836	GIL471A; GIL471B; GIL471C; GIL471D; GIL472A; GIL472B; GIL472C; GIL472D			
Traction	1715591		6734	Auger	14790		6838
860DLX				Belt; W/39" Belt O.C.	16146		6839
Auger	1701257		6842	Belt; W/40" Belt O.C.			6840
Traction	1672732		6731	Traction		2370	6837
860E; 860M				GIL474A; GIL474B			
Auger; Mfr. No. 1691707, 1691374, 1691377, 1691378	1672732		6731	Drive	18055	2300	
Auger; Mfr. No. 1691708, 1691376, 1691403, 1676461	1676461		6733	GIL476B; GIL476C; GIL476D; GIL476E			
Traction; Mfr. No. 1691707, 1691374, 1691377, 1691378	1666655		6841	Auger	14790		6838
Traction; Mfr. No. 1691708, 1691376, 1691403	1676460		6843	Belt; W/39" Belt O.C.	16146		6839
970M				Belt; W/40" Belt O.C.			6840
Auger; Mfr. No. 1692569, 1692570	1672732		6731	Traction		2370	6837
Traction; Mfr. No. 1692569	1701257		6842	GIL477B			
Traction; Mfr. No. 1692570	1666655		6841	Traction	10755		6843
1080M				Impeller	10755		6843
Auger	1672732		6731	Drive	10755		26843
Traction	1701257		6842	GIL477C; GIL477D; GIL477E			
MONTGOMERY WARD				Drive	10755		26843
89-35226				GIL478A			
Drive	7540133		3V315	Drive	10755		26843
180; 181				Traction	10755		6843
Drive; W/34 1/2" Belt O.C.; W/3/8" Belt T.W. 7540367			6390	Impeller	10755		6843
Drive; W/35" Belt O.C.; W/1/2" Belt T.W. 7540101			6517BR	GIL478B; GIL478C; GIL478D			
				Drive	10755		26843
				GIL478E			
				Drive	18055	2300	
				GIL478F			
				Drive; W/30" Belt O.C.	18055	2300	
				Drive; W/43" Belt O.C.	10755		26843
				GIL479A			
				Collector			6840

2 Two Required.

Belts for Snow Blowers/Throwers

Application	OEM No.	Standard Belts	Premium Belts	Application	OEM No.	Standard Belts	Premium Belts
MONTGOMERY WARD - Continued				MONTGOMERY WARD - Continued			
GIL479A - Continued				TMO35152A			
Traction	16146		6839	Drive	7540101		6517BR
GIL479B; GIL479C; GIL479D; GIL479E				TMO35154A			
Auger	14790		6838	Auger	7540205		6673BR
Belt; W/39" Belt O.C.	16146		6839	TMO35155A; TMO35156A			
Belt; W/40" Belt O.C.			6840	Drive	7540256		6729
Traction		2370	6837	TMO35157A			
GIL480B				Drive; W/35 1/2" Belt O.C.	7540131		6671BR
Drive	17569	22430		Drive; W/45" Belt O.C.	7540194		6845
GIL490A				TMO35160			
Collector			6840	Auger	7540205		6673BR
Traction	16146		6839	TMO35206A			
GIL490B; GIL490C; GIL490D; GIL490E				Belt; W/29" Belt O.C.	7540256		6729
Auger	14790		6838	Belt; W/38" Belt O.C.	7540257		6738
Belt; W/39" Belt O.C.	16146		6839	TMO35219A; TMO35219B; TMO35219C;			
Belt; W/40" Belt O.C.			6840	TMO35239			
Traction		2370	6837	Auger	7540223		6736
GIL492A; GIL492B; GIL492C				TMO35253A			
Auger	14790		6838	Drive; W/35 1/2" Belt O.C.	7540131		6671BR
Traction			6837	Drive; W/45" Belt O.C.	7540194		6845
GIL498A				TMO35258			
Drive	10755	26843		Belt; W/35 1/2" Belt O.C.	7540131		6671BR
GIL33224A				Belt; W/44" Belt O.C.	7540222		6844
Belt	13072		A70	TMO35258A			
GIL35211B; GIL35212A				Drive; W/35 1/2" Belt O.C.	7540131		6671BR
Drive	18055	22300		Drive; W/45" Belt O.C.	7540194		6845
GIL35213A; GIL35233A				TMO35262A			
Collector			6840	Auger	7540285		6834
Traction	16146		6839	TMO35268A; TMO35268B			
GIL35235				Drive; W/35 1/2" Belt O.C.	7540131		6671BR
Auger	35545		6840	Drive; W/45" Belt O.C.	7540194		6845
GIL35250; GIL35250A; GIL35250C; GIL35260A				TMO35272A			
Drive	207159		6673BR	Belt			6734
GIL35313A				TMO35272B			
Collector			6840	Auger	7540285		6834
Traction	16146		6839	TMO35273A			
GIL35621A				Auger	7540205		6673BR
Auger	211664		6836	TMO35275A			
Traction	211650		6733	Belt; W/29" Belt O.C.	7540256		6729
GIL55010; GIL55011				Belt; W/38" Belt O.C.	7540251		6809BR
Auger	14790		6838	TMO35275B			
Traction			6837	Auger	7540257		6851
GIL55016				Belt; W/29" Belt O.C.	7540256		6729
Auger			6840	Belt; W/38" Belt O.C.	7540251		6809BR
Traction	16146		6839	TMO35275C			
SIM496A				Belt; W/29" Belt O.C.	7540256		6729
Rotor	121228		6837	Belt; W/38" Belt O.C.	7540251		6809BR
Trans.	8021077		6839	TMO35282A; TMO35284A			
SIM497A				Auger	7540285		6834
Rotor	106390		6836	TMO35386A			
Trans.	8161244		6838	Drive	7540205		26673BR
SIM1245A				TMO311230A			
Belt	119037		6878	Auger	7540205		6673BR
SIM1252				TMO313100A			
Belt	106689		6855	Auger	7540223		6736
SIM1257B				TMO314230A			
Belt; W/26" Belt O.C.	106123	2255	6835	Auger	7540205		6673BR
Belt; W/35" Belt O.C.	121078		B42	TMO314550; TMO314580			
Belt; W/45" Belt O.C.	152017			Auger	7540256		6729
TMO31400A				TMO319180; TMO319181			
Auger	7540223		6736	Drive	7540101		6517BR
TMO33339				TMO319220; TMO319225			
Drive	7540186		6882	Drive	7540205		6673BR
TMO35056A				TMO319440; TMO319450			
Drive; W/35 1/2" Belt O.C.	7540131		6671BR	Drive	7540257		6738
Drive; W/45" Belt O.C.	7540194		6845	TMO319500			
TMO35151A				Drive	7540205		6673BR
Auger	7540285		6834				

② Two Required.

Lawn & Garden Equipment

Belts for Snow Blowers/Throwers

Lawn & Garden Equipment

Application	OEM No.	Standard Belts	Premium Belts
MONTGOMERY WARD - Continued			
TMO319552			
Drive	7540257		6738
TMO319586; TMO319588			
Drive	7540282		6372
ZHR-9-24575			
Belt; W/43" Belt O.C.	10371		6843
Belt; W/77" Belt O.C.			6977
ZYJ1363A; ZYJ1364A			
Belt	165145		②6836
MTD GOLD			
31AH55LH704; 31AH65LG704			
Auger	95404195		6974BR
Wheel Drive	95404201A		6619BR
31AM63KE704			
Auger	95404050		6973BR
Wheel Drive	95404260		6734
31AS2S1E704; 31AS2T5E704			
Auger	95404050		6973BR
31BM63LF704			
Auger	95404050		6973BR
Wheel Drive	95404260		6734
MTD PRODUCTS, INC.			
31A-140			
Auger; 1998	7540367		6390
Auger; 1999	7540101A		6517BR
31A-150			
Auger	7540101A		6517BR
31AE880H; 31AE880I; 31AE983H; 31AE993I			
Drive	7540131		6671BR
191			
Auger	7540101A		6517BR
290-180; 290-181			
Auger	7540101		6517BR
290-225			
Auger	7540205		6673BR
310-180; 310-181			
Auger	7540367		6390
310-200; 310-300; 310-400; 310-500			
Trans.	7540133		3V315
310-600; 310-600A			
Auger	7540222		6844
Trans.; W/35 1/2" Belt O.C.	7540131		6671BR
Trans.; W/37 1/2" Belt O.C.	7540132		3V375
310-700			
Belt; W/35 1/2" Belt O.C.	7540131		6671BR
Belt; W/37 1/2" Belt O.C.	7540132		3V375
310-800; 310-800A			
Auger	7540194		6845
Trans.; W/35 1/2" Belt O.C.	7540131		6671BR
Trans.; W/37 1/2" Belt O.C.	7540132		3V375
310-840; 310-850; 310-960; 310-965			
Drive	7540131		6671BR
310-976; 310-976A			
Auger	7540194		6845
Trans.	7540131		6671BR
311-100A			
Auger	7540223		6736
311-174			
Auger	7540101		6517BR
311-180			
Auger	7540367		6390
311-210; 311-220			
Trans.	7540133		3V315
311-230A			
Auger	7540205		6673BR

Application	OEM No.	Standard Belts	Premium Belts
MTD PRODUCTS, INC. - Continued			
311-250; 311-300; 311-400			
Trans.	7540133		3V315
311-430A			
Auger	7540205		6673BR
311-450			
Trans.	7540133		3V315
311-500A			
Auger	7540257		6738
311-600			
Trans.	7540131		6671BR
311-600A			
Auger	7540222		6844
Trans.	7540131		6671BR
311-700; 311-750; 311-800			
Trans.	7540131		6671BR
311-800A			
Auger	7540194		6845
Trans.	7540131		6671BR
311-840			
Drive	7540131		6671BR
311-850			
Trans.	7540131		6671BR
311-960A			
Auger	7540194		6845
Trans.	7540131		6671BR
311-965			
Drive	7540131		6671BR
312-100			
Auger	7540223		6736
312-174			
Auger	7540101		6517BR
312-180; 312-181			
Auger	7540367		6390
312-210; 312-220			
Trans.	7540133		3V315
312-230			
Auger	7540205		6673BR
Trans.	7540133		3V315
312-250; 312-300; 312-400; 312-430; 312-450			
Trans.	7540133		3V315
312-500			
Auger	7540256		6729
Drive	7540257		6738
Trans.	7540257		6738
312-600			
Trans.; W/35 1/2" Belt O.C.	7540131		6671BR
Trans.; W/44" Belt O.C.	7540222		6844
312-630; 312-650; 312-700; 312-730; 312-750			
Trans.	7540131		6671BR
312-800			
Auger	7540194		6845
Trans.	7540131		6671BR
312-830; 312-850			
Trans.	7540131		6671BR
312-980I			
Drive	7540131		6671BR
313-100			
Auger	7540223		6736
313-180; 313-181			
Auger	7540367		6390
313-205			
Trans.	7540133		3V315
313-230			
Auger	7540205		6673BR
Trans.	7540133		3V315
313-430			
Trans.	7540133		3V315

② Two Required.

Belts for Snow Blowers/Throwers

Application	OEM No.	Standard Belts	Premium Belts	Application	OEM No.	Standard Belts	Premium Belts
MTD PRODUCTS, INC. - Continued				MTD PRODUCTS, INC. - Continued			
313-500				315-450; 315-550 - Continued			
Belt; W/29" Belt O.C.	7540256		6729	Belt; W/38" Belt O.C.	7540257		6738
Belt; W/38" Belt O.C.	7540257		6738	315-580			
313-550; 313-570				Belt; W/29" Belt O.C.	7540256		6729
Drive 7540133			3V315	Belt; W/39" Belt O.C.	7540282		6372
313-600; 313-800				315-800			
Belt; W/35 1/2" Belt O.C.	7540131		6671BR	Auger 7540194			6845
Belt; W/44" Belt O.C.	7540222		6844	Trans. 7540131			6671BR
Belt; W/45" Belt O.C.	7540194		6845	315-850; 315-850A			
313-830				Auger 7540194			6845
Trans. 7540131			6671BR	Trans. 7540193			6835
313-980I				315-860			
Drive 7540131			6671BR	Auger 7540194			6845
314-100				Trans. 7540131			6671BR
Auger 7540223			6736	315-950; 315-950A			
314-150; 314-151				Auger 7540194			6845
Belt 7540273			6734	Trans. 7540193			6835
314-180; 314-181				315-960			
Drive 7540367			6390	Auger 7540194			6845
314-190; 314-191				Trans.; W/35" Belt O.C.	7540193		6835
Drive 7540101			6517BR	Trans.; W/35 1/2" Belt O.C.	7540131		6671BR
314-230; 314-430				315-960A			
Auger 7540205			6673BR	Auger 7540194			6845
314-500; 314-510; 314-520; 314-550				Trans. 7540193			6835
Belt; W/29" Belt O.C.	7540256		6729	315-980I			
Belt; W/38" Belt O.C.	7540257		6738	Drive 7540131			6671BR
314-580				316-140			
Auger 7540256			6729	Auger 7540367			6390
Drive 7540275			6838	316-150			
314-600				Auger; 1986 7540285			6834
Belt; W/35 1/2" Belt O.C.	7540131		6671BR	Auger; 1996 7540101A			6517BR
Belt; W/44" Belt O.C.	7540222		6844	316-151; 316-160; 316-174			
Belt; W/45" Belt O.C.	7540194		6845	Auger 7540285			6834
314-610E; 314-612E; 314-616E				316-180; 316-181; 316-186			
Drive 7540343			6731	Auger 7540101			6517BR
314-640F; 314-642F; 314-646F; 314-660G; 314-666G				316-190			
Drive 7540346			6411BR	Auger 7540235			6835
314-800; 314-860; 314-960; 314-976				316-230A; 316-430A			
Belt; W/35 1/2" Belt O.C.	7540131		6671BR	Auger 7540205			6673BR
Belt; W/44" Belt O.C.	7540222		6844	316-440; 316-450; 316-550; 316-580			
Belt; W/45" Belt O.C.	7540194		6845	Belt; W/29" Belt O.C.	7540256		6729
314-980I				Belt; W/38" Belt O.C.	7540257		6738
Drive 7540131			6671BR	316-800			
314-980I				Auger 7540194			6845
Belt; W/35 1/2" Belt O.C.	7540131		6671BR	Trans. 7540131			6671BR
Belt; W/45" Belt O.C.	7540194		6845	316-850A; 316-950A			
315-140				Auger 7540194			6845
Auger 7540367			6390	Trans. 7540193			6835
315-144				316-960			
Auger 7540285			6834	Auger 7540194			6845
315-150				Trans. 7540131			6671BR
Auger; 1985 7540285			6834	316-960A			
Auger; 1995 7540101A			6517BR	Auger 7540194			6845
315-151; 315-160				Trans. 7540193			6835
Auger 7540285			6834	316-980I			
315-162				Drive 7540131			6671BR
Auger 7540101A			6517BR	317-140			
315-230				Auger 7540367			6390
Trans. 7540133			3V315	317-180; 317-181			
315-230A				Auger 7540101			6517BR
Auger 7540205			6673BR	317-190			
315-430				Auger 7540235			6835
Trans. 7540133			3V315	317-440; 317-450; 317-550; 317-552			
315-430A				Belt; W/29" Belt O.C.	7540256		6729
Auger 7540205			6673BR	Belt; W/38" Belt O.C.	7540257		6738
315-450; 315-550				317-586; 317-588			
Belt; W/29" Belt O.C.	7540256		6729	Traction 7540256			6729

Belts for Snow Blowers/Throwers

Lawn & Garden Equipment

Application	OEM No.	Standard Belts	Premium Belts	Application	OEM No.	Standard Belts	Premium Belts
MTD PRODUCTS, INC. - Continued				MTD PRODUCTS, INC. - Continued			
317-840; 317-841; 317-850				319-600; 319-600A - Continued			
Auger	7540194		6845	Belt; W/44" Belt O.C.	7540222		6844
Trans.	7540131		6671BR	319-700			
317-860				Trans.	7540131		6671BR
Drive	7540131		6671BR	319-800			
317-960				Trans.	7540131		6671BR
Auger	7540194		6845	Belt; W/35" Belt O.C.	7540193		6835
Trans.	7540131		6671BR	Belt; W/44" Belt O.C.	7540222		6844
317E980I; 318-005				Belt; W/45" Belt O.C.	7540194		6845
Drive	7540131		6671BR	319-800A			
318-100A				Belt; W/35" Belt O.C.	7540193		6835
Auger	7540223		6736	Belt; W/44" Belt O.C.	7540222		6844
318-180; 318-181				Belt; W/45" Belt O.C.	7540194		6845
Auger	7540101		6517BR	319-840			
318-230A				Drive	7540131		6671BR
Auger	7540205		6673BR	319-850			
318-300; 318-400				Trans.	7540131		6671BR
Trans.	7540133		3V315	319-960			
318-440; 318-450				Auger	7540194		6845
Auger	7540257		6738	Trans.	7540193		6835
318-500				319-960A			
Trans.	7540133		3V315	Belt; W/35" Belt O.C.	7540193		6835
318-550; 318-552				Belt; W/44" Belt O.C.	7540222		6844
Auger	7540257		6738	Belt; W/45" Belt O.C.	7540194		6845
318-586; 318-588				322			
Belt; W/38 3/4" Belt O.C.	7540282		6372	Traction	7540163	2280	6828
318-600				362; 364			
Belt; W/35 1/2" Belt O.C.	7540131		6671BR	Traction	7540252	2330	6833
Belt; W/37 1/2" Belt O.C.	7540132		3V375	365			
318-600A; 318-650A				Traction	7540292	2260	6826
Belt; W/35" Belt O.C.	7540193		6835	366			
Belt; W/44" Belt O.C.	7540222		6844	Traction	7540252	2330	6833
318-700				560			
Belt; W/35 1/2" Belt O.C.	7540131		6671BR	Blade	7540326		6862
Belt; W/37 1/2" Belt O.C.	7540132		3V375	Traction	7540327		6928
318-750A				611D			
Belt; W/35" Belt O.C.	7540193		6835	Auger	9540430A		6735
Belt; W/44" Belt O.C.	7540222		6844	Drive	9540343		6731
318-800				612E; 613E			
Belt; W/35 1/2" Belt O.C.	7540131		6671BR	Drive	7540343		6731
Belt; W/37 1/2" Belt O.C.	7540132		3V375	614E; 615D			
318-840; 318-850				Auger	9540430A		6735
Auger	7540194		6845	Drive	9540343		6731
Trans.	7540131		6671BR	633 Thru 753; 640F; 642F; 646F; 660G			
318-850A				Drive	7540346		6411BR
Auger	7540194		6845	31960-7; 31960-8; 31960C; 31960S; 31965-9			
Trans.	7540193		6835	Drive	7540131		6671BR
318-960				E6B3H			
Auger	7540194		6845	Auger	9540430A		6735
Trans.	7540131		6671BR	Drive	9540346		6411BR
318-960A				E600E; E610E			
Auger	7540194		6845	Auger	9540430A		6735
Trans.	7540193		6835	Drive	9540343		6731
319-100; 319-100A				E611D			
Auger	7540223		6736	Drive	7540343		6731
319-180; 319-181				E613E; E614E			
Auger	7540101		6517BR	Auger	9540430A		6735
319-230; 319-230A				Drive	9540343		6731
Trans.	7540205		6673BR	E623D			
319-300; 319-400				Auger	9540430A		6735
Trans.	7540133		3V315	Drive	9540456		6729
319-430; 319-430A				E633E			
Auger	7540205		6673BR	Auger	9540430A		6735
319-500				Drive; 1998	9540346		6411BR
Trans.	7540133		3V315	Drive; 1999	9540456		6729
319-600; 319-600A				E640E; E640F; E642E; E643F; E644E; E653F; E660G; E661E; E662G; E663G			
Belt; W/35" Belt O.C.	7540193		6835	Auger	9540430A		6735
Belt; W/35 1/2" Belt O.C.	7540131		6671BR	Drive	9540346		6411BR

② Two Required.

Belts for Snow Blowers/Throwers

Lawn & Garden Equipment

Application	OEM No.	Standard Belts	Premium Belts
MTD PRODUCTS, INC. - Continued			
E663H; E733E; E740F; E742F; E753F; E760F; E762F			
Auger	9540430A		②6735
Drive	9540346		6411BR
E993I			
Drive	9540131		6671BR
TMO35153A; TMO35293A			
Drive	7540101		6517BR
MURRAY			
F2150-000; F2150-010; F2150-070			
Drive	325890		6735
NEW HOLLAND			
202114			
Auger	18055	2300	
Drive	18055	2300	
202115			
Auger	14790		6838
Traction			6837
202116			
Auger			6840
Traction	16146		6839
SB4			
Auger	18055	2300	
Drive	18055	2300	
SB5			
Auger	14790		6838
Traction			6837
SB8			
Auger			6840
Traction	16146		6839
NEW IDEA			
38"			
Drive	120725	3310	
PENNEYS			
0795			
Auger	7540194		6845
Traction	7540131		6671BR
1295; 1337			
Drive; W/29" Belt O.C.	7540256		6729
Drive; W/38" Belt O.C.	7540257		6738
2407; 2408			
Belt	1228	2280	6828
2416; 2418			
Belt; W/34" Belt O.C.	410552		6834
Belt; W/36" Belt O.C.	410300		6836
2419; 2419A			
Belt; W/34" Belt O.C.	410552		6834
Belt; W/35" Belt O.C.	410910		6835
2426			
Belt; W/34" Belt O.C.	410552		6834
Belt; W/36" Belt O.C.	410300		6836
2429			
Belt; W/34" Belt O.C.	410552		6834
Belt; W/35" Belt O.C.	410910		6835
2437			
Belt	6434		6951
2439; 2439A; 2449; 2450; 2491			
Belt; W/34" Belt O.C.	410552		6834
Belt; W/35" Belt O.C.	410910		6835
3876			
Drive	7540180		6510BR
Belt	7540186		6882
4010A; 4011; 4012			
Drive			6721
4016			
Auger	7540222		6844

Application	OEM No.	Standard Belts	Premium Belts
PENNEYS - Continued			
4016 - Continued			
Drive	7540193		6835
4017; 4018			
Auger	269670		6840
4020			
Belt	410910		6835
4027			
Auger	7540194		6845
Traction	7540131		6671BR
4030			
Belt	410552		6834
4034			
Auger	7540222		6844
Drive	7540131		6671BR
4040			
Belt	410552		6834
POLORON			
9208; 9209			
Belt; W/33" Belt O.C.	965506	3330	6933
Belt; W/45" Belt O.C.	965505	3450	6945
9212			
Main Drive	4335		6984
121701			
Belt	410552		6834
711500; 712500; 721500; 722500			
Belt	102104		6825
POWER EQUIPMENT			
183BSP; 204BSP; 224BSP			
Belt; W/24" Belt O.C.; W/3/8" Belt T.W.		1240	6724
Belt; W/24" Belt O.C.; W/1/2" Belt T.W.		2240	6824
REO			
ST-267; ST-268			
Belt; W/30" Belt O.C.	6552		6730
Belt; W/32" Belt O.C.	6506		6832
Belt; W/31" Belt O.C.	6551		6731
ST-626A; ST-626ST; ST-626STE			
Belt	MW10366		6836
ROPER			
606-240; 608-260; 610-320			
Auger	78303		6836
Traction	78848		6372
611-321; S1749AT			
Auger	78750		6839
Traction	78848		6372
S6549AT			
Auger	78303		6836
Traction	76672		6837
S7229AR; S7229AT			
Auger	77375		6823
Drive	76806		6835
S8649AT; S8649BT; S9749AT; S86498T			
Auger	78303		6836
Traction	76672		6837
TT648AR; TT6431RO			
Auger	1835R		6956
ROTO-HOE			
520; 824			
Impeller	68217E		6837
Trans.	68218A		6833
969-1			
Drive		2350	6835
1028			
Impeller	68217D2		6843
Trans.	68218A1		6838

② Two Required.

Belts for Snow Blowers/Throwers

Application	OEM No.	Standard Belts	Premium Belts	Application	OEM No.	Standard Belts	Premium Belts
SEARS ROEBUCK				SEARS ROEBUCK - Continued			
131.81925; 131.81926; 131.81927; 131.81928; 131.81929				536.882501			
Drive59311			6721	Drive; W/28" Belt O.C.			6728
247.882900; 247.882901; 247.884210				Drive; W/34" Belt O.C.			6734
Auger7540101			6517BR	Traction51249			6390
247.884220; 247.884221				536.882502; 536.884500			
Auger7540367			6390	Auger50272			6837
247.884410				536.884780; 536.884790			
Auger7540101			6517BR	Drive581264			6835
247.886640				536.885010			
Auger7540430A			6735	Traction90051458			6839
Drive7540343			6731	536.885200			
247.886700				Drive37X104			6857
Auger7540357			6840	536.885400			
247.887000				Auger302706			6838
Drive75404013	1210			Traction302707			6734
247.888160				536.885900			
Auger7540430A			6735	Drive90005938			6730
Drive7540456			6729	536.886140; 536.886180; 536.886190; 536.886260			
247.888510				Auger581264			6733
Auger7540256			6729	Drive581264			6835
Drive7540257			6738	536.886350			
247.888530				Auger6733			
Auger7540430A			6735	536.886440			
Drive7540346			6411BR	Auger6733			
536.8110; 536.8113				Drive6835			
Drive2240			6824	536.886510			
536.21500				Traction90053790			6737
Auger41740			6838	536.886650			
536.82121				Auger6733			
DriveSP8597	2220		6822	536.887250; 536.887251; 536.887750; 536.887751; 536.887752; 536.887990; 536.887991; 536.887992; 536.887993; 536.887994			
536.82200; 536.82201; 536.82201X; 536.82225; 536.82226; 536.82228				Auger585416			6838
Drive6820				Drive579932			6733
536.82230; 536.82231				536.887995			
Drive27323	2410		6841	Auger585416			6838
536.82240				Drive579932			6733
Drive28594			6837	536.888400			
536.82400; 536.82401				Auger6733			
Belt40899			6837	Drive581264			6835
536.82550; 536.82553; 536.82559				536.899170			
Drive6820				Drive49570			6837
536.88440				536.905602; 536.905702			
Belt6728				Auger41740			6838
536.89187				Drive40899			6837
Auger50272			6837	536.905900; 536.905901; 536.905902; 536.905903			
536.90510; 536.90512; 536.90513				Auger47793			6827
Auger41740			6838	536.906000; 536.906001; 536.906100; 536.906101; 536.906200; 536.906201; 536.906300			
536.90514				Auger41740			6838
Auger41740			6838	Drive40899			6837
Drive40899			6837	536.909400; 536.909440			
536.90515; 536.90520; 536.90521; 536.90523; 536.90524				Drive49570			6837
Auger41740			6838	536.909700; 536.909800; 536.909900			
536.90525; 536.90526; 536.90560; 536.90570				Auger49570			6837
Auger41740			6838	536.918000; 536.918001; 536.918002; 536.918003; 536.918004			
Drive40899			6837	Auger50307			6728
536.881130				Drive50307			6728
Auger6733				536.918100			
Drive585416			6838	Auger50272			6837
536.881230				Drive50273			6734
Auger302707			6734	536.918101; 536.918102			
536.882400; 536.882401				Auger50272			6837
Belt6728				Drive50273			6734
536.882500				536.918101; 536.918102			
Auger50272			6837	Auger50272			6837

Belts for Snow Blowers/Throwers

Application	OEM No.	Standard Belts	Premium Belts
SEARS ROEBUCK - Continued			
536.918101; 536.918102 - Continued			
Drive	51249		6390
536.918200			
Auger	50272		6837
Drive	50273		6734
536.918201; 536.918202			
Auger	50272		6837
Drive	51249		6390
536.918300; 536.918400; 536.918500			
Auger	49570		6837
536.918700			
Auger	50272		6837
Drive	51249		6390
663.80853			
Auger			6728
Drive			6728
663.818501			
Drive	501161	2540	6854
809.82120			
Drive	SP149		6818
917.81920; 917.81921			
Drive	5296M	1210	6721
917.881550			
Auger	585416		6838
Drive	579932		6733
SIMPLICITY			
221			
Drive	122039		6732
Rotor	174883		6834
253; 254			
Drive	122039		6732
Rotor	1657806		6836
255; 256			
Drive	1665706		6839
Rotor	176917		6837
294; 295			
Drive	122039		6732
Rotor	1657806		6836
296; 297			
Drive	1665706		6839
Rotor	176917		6837
372			
Blower	1665706		6839
Drive	106689		6855
426			
Drive	1665706		6839
Rotor	176917		6837
428			
Drive	122039		6732
Rotor	1657806		6836
430			
Blower	1665706		6839
Drive	106689		6855
450M			
Drive; Mfr. No. 1691416	1674312		6837
450M Export			
Auger; Mfr. No. 1691417	1674312		6837
482; 483			
Drive	1665706		6839
Rotor	121078		6835
551			
Drive	118494		6734
Blower	1665706		6839
555M			
Auger; Mfr. No. 1691411	1674312		6837
Auger; Mfr. No. 1692680	1715128		6836
Auger; Mfr. No. 1693161, 1693425, 1693646 1717393			6836

Application	OEM No.	Standard Belts	Premium Belts
SIMPLICITY - Continued			
555M - Continued			
Disc; Mfr. No. 1692680, 1693161, 1693425, 1693646	1715127		6735
Trans.; Mfr. No. 1691411	1674308		6390
555M Export			
Auger; Mfr. No. 1691415	1674312		6837
Trans.; Mfr. No. 1691415	1674308		6390
558; 559			
Drive	1665706		6839
Rotor	121078		6835
560			
Blower	1665706		6839
Drive	106689		6855
560M			
Auger; Mfr. No. 1691368	1701257		6842
Auger; Mfr. No. 1691374	1666655		6841
Disc; Mfr. No. 1691368, 1691374	1672732		6731
560S			
Auger; Mfr. No. 1691774	1701257		6842
Disc; Mfr. No. 1691774	1672732		6731
643			
Blower	156231		6842
Drive	170771		6736
652			
Blower	1665706		6839
Drive	118494		6734
656			
Blower	156231		6842
Drive	170771		6736
742			
Blower	1665706		6839
Drive	118494		6734
755E			
Auger; Mfr. No. 1691413	1674312		6837
Auger; Mfr. No. 1692681	1715128		6836
Auger; Mfr. No. 1693162, 1693426	1717393		6836
Disc; Mfr. No. 1692681, 1693162, 1693426	1715591		6734
Trans.; Mfr. No. 1691413	1678600		6734
755M			
Auger; Mfr. No. 1693648	1717393		6836
Disc; Mfr. No. 1693648	1720234		6733
755M Export			
Auger; Mfr. No. 1691414	1674312		6837
Auger; Mfr. No. 1692746	1715128		6836
Disc; Mfr. No. 1692746	1715591		6734
Trans.; Mfr. No. 1691414	1678600		6734
760			
Auger; Mfr. No. 1691375	1676460		6843
Disc; Mfr. No. 1691375	1676461		6733
796			
Blower	156231		6842
Drive	170771		6736
828			
Auger; Mfr. No. 1691553	1666655		6841
Disc; Mfr. No. 1691553	1672732		6731
860			
Auger; Mfr. No. 1691401, 1691708	1676460		6843
Disc; Mfr. No. 1691401, 1691708	1676461		6733
860 Export			
Auger; Mfr. No. 1691403	1676460		6843
Disc; Mfr. No. 1691403	1676461		6733
860DLX			
Auger; Mfr. No. 1693652	1701257		6842
Traction; Mfr. No. 1693652	1672732		6731
860E			
Auger; Mfr. No. 1691707	1666655		6841
Auger; Mfr. No. 1691376	1676460		6843
Traction; Mfr. No. 1691707	1672732		6731
Traction; Mfr. No. 1691376	1676461		6733

Belts for Snow Blowers/Throwers

Application	OEM No.	Standard Belts	Premium Belts	Application	OEM No.	Standard Belts	Premium Belts
SIMPLICITY - Continued				SIMPLICITY - Continued			
860M				1691368; 1691370; 1691371			
Auger; Mfr. No. 1693650, 1693763	1666655		6841	Auger	1701257		6842
Traction; Mfr. No. 1693650, 1693763	1672732		6731	Disc	1672732		6731
860S				1691374			
Auger; Mfr. No. 1691778, 1691946	1676460		6843	Auger	1666655		6841
Disc; Mfr. No. 1691778, 1691946	1676461		6733	Disc	1672732		6731
860SE				1691375; 1691376			
Auger; Mfr. No. 1691777, 1691900	1666655		6841	Auger	1676460		6843
Disc; Mfr. No. 1691777, 1691900	1672732		6731	Disc	1676461	1330	
869; 870				1691377; 1691378			
Blower	1665706		6839	Auger	1666655		6841
Drive	118494		6734	Disc	1672732		6731
870M				1691401; 1691403			
Auger; Mfr. No. 1691370, 1691947	1701257		6842	Auger	1676460		6843
Auger; Mfr. No. 1691377	1666655		6841	Disc	1676461	1330	
Disc; Mfr. No. 1691370, 1691377, 1691947	1672732		6731	1691404			
870S				Drive	1674312		6837
Auger; Mfr. No. 1691775, 1691898	1701257		6842	1691411			
Disc; Mfr. No. 1691775, 1691898	1672732		6731	Auger	1674312		6837
970M				Trans.	1674308		6390
Auger; Mfr. No. 1692569, 1693654	1701257		6842	1691413; 1691414			
Auger; Mfr. No. 1692570	1666655		6841	Auger	1674312		6837
Traction; Mfr. No. 1692569, 1692570,	1672732		6731	Trans.	1678600		6734
1693654	1672732		6731	1691415			
1070M				Auger	1674312		6837
Auger; Mfr. No. 1691378	1666655		6841	Trans.	1674308		6390
Disc; Mfr. No. 1691378	1672732		6731	1691416			
1080M				Drive	1674312		6837
Auger; Mfr. No. 1691371, 1691948	1701257		6842	1691417			
Disc; Mfr. No. 1691371, 1691948	1672732		6731	Auger	1674312		6837
1080S				1691553; 1691707			
Auger; Mfr. No. 1691776, 1691899	1701257		6842	Auger	1666655		6841
Disc; Mfr. No. 1691776, 1691899	1672732		6731	Disc	1672732		6731
1180M				1691708			
Auger; Mfr. No. 1693656	1701257		6842	Auger	1676460		6843
Disc; Mfr. No. 1693656	1672732		6731	Disc	1676461	1330	
990372				1691774; 1691775; 1691776			
Auger	161098		6839	Auger	1701257		6842
Trans.	106689		6855	Disc	1672732		6731
1690209				1691777			
Blower	1665706		6839	Auger	1666655		6841
Drive	118494		6734	Disc	1672732		6731
1690255				1691778			
Blower	156231		6842	Auger	1676460		6843
Drive	170771		6736	Disc	1676461	1330	
1690305; 1690378				1691898; 1691899			
Drive	1665706		6839	Auger	1701257		6842
Rotor	1657806		6836	Disc	1672732		6731
1690379; 1690380; 1690442				1691900			
Blower	1664457		6841	Auger	1666655		6841
Drive	1667200		6834	Disc	1672732		6731
1690543; 1690544; 1690545; 1690546				1691946			
Blower	1666655		6841	Auger	1676460		6843
Drive; W/31" Belt O.C.	1672732		6731	Disc	1676461	1330	
Drive; W/32" Belt O.C.	1666654		6732	1691947; 1691948; 1692569			
1690586; 1690587; 1690588; 1690589				Auger	1701257		6842
Blower	1664457		6841	Disc	1672732		6731
Drive	1667200		6834	1692680			
1690678; 1690679; 1690775; 1690776; 1690777; 1690778; 1690779				Auger	1715128		6836
Blower	1666655		6841	Disc	1715127		6735
Drive; W/31" Belt O.C.	1672732		6731	1692681; 1692746			
Drive; W/32" Belt O.C.	1666654		6732	Auger	1715128		6836
1690900				Disc	1715591		6734
Drive	1674308		6390	1693161			
1690903				Auger	1717393		6836
Blower	1666655		6841	Disc	1715127		6735
Drive	1672732		6731	1693162			
1691023				Auger	1717393		6836
Blower	1676460		6843	Disc	1715591		6734

Belts for Snow Blowers/Throwers

Lawn & Garden Equipment

Application	OEM No.	Standard Belts	Premium Belts	Application	OEM No.	Standard Belts	Premium Belts
SIMPLICITY - Continued				SNAPPER - Continued			
1693425				C3203			
Auger	1717393		6836	Auger; Mfr. No. 55134443	29604		6733
Disc	1715127		6735	EI7243			
1693426				Blower	15152		6835
Auger	1717393		6836	Traction	23416		6731
Disc	1715591		6734	EI55223; I4221; I4223; I5221; I5222; I5223; I5241; I5242			
1693646				Blower	15152		6835
Auger	1717393		6836	I6223; I7241; I7242; I7242E; I7243			
Disc	1715127		6735	Blower	15152		6835
1693648				Traction	23416		6731
Auger	1717393		6836	I55223			
Disc	1720234		6733	Blower	15152		6835
1693650				Large Frame			
Auger	1666655		6841	Blower; W/36 3/4" Belt O.C.	13939		6376
Disc	1672732		6731	Blower; W/38" Belt O.C.			6838
1693652; 1693654; 1693656				Traction; W/36" Belt O.C.	29101		6736
Auger	1701257		6842	Traction; W/38" Belt O.C.			6738
Disc	1672732		6731	LE Series			
1693763				Blower	24618		6390
Auger	1666655		6841	Series 4; Series 5			
Disc	1672732		6731	Blower	15152		6835
SNAPPER				Series 6; Series 7			
3200; 3201				Blower	15152		6835
Belt	14637		6733	Traction	23416		6731
4220				SN500			
Blower	15152		6835	Drive	11946		6828
5230				SN501			
Blower; W/B. & S. Eng.			6372	Drive	12020	2370	6837
Blower; W/Tecumseh Eng.	13939		6376	SN800			
Traction; W/B. & S. Eng.			6737	Drive	11948		6830
Traction; W/Tecumseh Eng.			6737	SN801			
5240; 5241				Drive	12020	2370	6837
Blower	15152		6835	SNOW CHAMP			
8230; 8241				8461; 8481			
Blower; W/B. & S. Eng.			6372	Drive	7540256		6729
Blower; W/Tecumseh Eng.	13939		6376	Auger; W/38" Belt O.C.	7540257		6738
Traction; W/B. & S. Eng.			6737	Auger; W/38 3/4" Belt O.C.	7540282		6372
Traction; W/Tecumseh Eng.			6737	STEINER TURF			
8242; 8243S				SB48A			
Blower; W/B. & S. Eng.			6838	Drive; W/Single Belt	81BX62		BX62
Blower; W/Tecumseh Eng.	13939		6376	Drive; W/65" Dual Belts	81BX62		ⓄBX62
Traction; W/B. & S. Eng.			6738	Drive; W/71" Dual Belts	81BX68		ⓄBX68
Traction; W/Tecumseh Eng.			6736	SB348			
8245				Drive	81BX62		ⓄBX62
Auger			6838	TORO			
8261				521			
Blower; W/B. & S. Eng.			6372	Auger; Mfr. No. 38052, 38054, 38056,			
Blower; W/Tecumseh Eng.	13939		6376	38056C	379080		6589
Traction; W/B. & S. Eng.			6737	Traction; Mfr. No. 38052, 38054, 38056,			
Traction; W/Tecumseh Eng.			6737	38056C	379090		6729
8262; 8263S				522 Power Throw			
Blower; W/B. & S. Eng.			6838	Drive	379090		6729
Blower; W/Tecumseh Eng.	13939		6376	522R			
Traction; W/B. & S. Eng.			6738	Auger; Mfr. No. 28230	379080		6589
Traction; W/Tecumseh Eng.			6736	Drive; Mfr. No. 28230	379090		6729
8265; 9265				622 Power Throw			
Auger			6838	Auger	269672		6624BR
10300S; 10301				Drive	379090		6729
Blower; W/B. & S. Eng.			6372	624			
Blower; W/Tecumseh Eng.	13939		6376	Auger; Mfr. No. 38065	269670		6840
Traction; W/B. & S. Eng.			6737	Traction; Mfr. No. 38065	201820		6839
Traction; W/Tecumseh Eng.			6737	624 Powershift			
10302; 10303S				Impeller; Mfr. No. 38505	632960		6838
Blower; W/B. & S. Eng.			6838	Impeller; Mfr. No. 38510, 38513	632961		6839
Blower; W/Tecumseh Eng.	13939		6376	Traction; Mfr. No. 38505	632950		6832
Traction; W/B. & S. Eng.			6738	Traction; Mfr. No. 38510, 38513	632951		6833
Traction; W/Tecumseh Eng.			6736				
10305							
Auger			6838				

Ⓞ Two Required.

Belts for Snow Blowers/Throwers

Application	OEM No.	Standard Belts	Premium Belts	Application	OEM No.	Standard Belts	Premium Belts
TORO - Continued				TORO - Continued			
0642ST07				31663 - Continued			
Auger	9750		6969	Traction; Model No. 526, 726, 826, 832, 1032	69670		6840
724				31677			
Auger; Mfr. No. 38072, 38073	269672		6624BR	Auger; Model No. 524, 724	269670		6840
Traction; Mfr. No. 38072, 38073	379090		6729	Traction; Model No. 524, 724	201820		6839
724 Power Throw				31727			
Auger	269672		6624BR	Belt; W/26", 32" Snow Blower	100230		6840
Drive	379090		6729	31756			
824				Auger; Model No. 526, 726, 826, 832, 1032	239080		6840
Auger; Mfr. No. 38080, 38085	269670		6840	Traction; Model No. 526, 726, 826, 832, 1032	269670		6840
Traction; Mfr. No. 38080, 38085	201820		6839	31760			
824 Power Throw				Belt; W/26", 32" Snow Blower	100230		6840
Auger; Mfr. No. 38078	269671		6839	31763; 31813			
Traction; Mfr. No. 38078	948812		6588BR	Auger; Model No. 526, 726, 826, 832, 1032	239080		6840
824 Powershift				Traction; Model No. 526, 726, 826, 832, 1032	269670		6840
Impeller; Mfr. No. 38540, 38543	632961		6839	31820			
Traction; Mfr. No. 38540, 38543	632951		6833	Belt; W/26", 32" Snow Blower	100230		6840
824 XL Power Throw				31823; 31995			
Traction; Mfr. No. 38086	948812		6588BR	Auger; Model No. 526, 726, 826, 832, 1032	239080		6840
828 Powershift				Traction; Model No. 526, 726, 826, 832, 1032	269670		6840
Impeller; Mfr. No. 38574	632962		6841	37779; 37780; 37781			
Traction; Mfr. No. 38570	632953		6835	Traction	1203893		6673BR
Traction; Mfr. No. 38574	632951		6833	Auger	1203892		6948BR
924 Powershift				38000C			
Auger; Mfr. No. 38547	632961		6839	Belt; Model No. CR-20, S120; Ser. No. 990000 & After	256430		J060328
Drive; Mfr. No. 38547	632951		6833	38010			
1028 Powershift				Auger; Model No. 3521, 421, 521	379080		6589
Impeller; Mfr. No. 38555, 38556	632962		6841	Traction; Model No. 3521, 421, 521	379090		6729
Traction; Mfr. No. 38555, 38556	632951		6833	38020			
1132 Powershift				Belt	256430		J060328
Traction; Mfr. No. 38566, 38580	632953		6835	38025			
1232 Powershift				Traction; Ser. No. 0000001-0999999	730210		5707
Impeller; Mfr. No. 38591	632967		6841	38030			
Traction; Mfr. No. 38591	632955		6834	Belt	256430		J060328
1332 Powershift				38035			
Auger	632967		6841	Auger; Model No. 3521	379080		6589
Drive	632955		6834	Traction; Model No. 3521	379090		6729
1800				38040; 38050			
Auger	730210		5707	Auger; Model No. 524, 724	269670		6840
1800 Powercurve				Traction; Model No. 524, 724	201820		6839
Drive; Mfr. No. 38025; Ser. No. 0010000-0999999	730210		5707	38052			
28230				Auger; Model No. 421, 521	379080		6589
Auger	379080		6589	Traction; Model No. 421, 521	379090		6729
Traction	379090		6729	38054; 38056; 38056C			
31260				Auger	379080		6589
Belt; W/26", 32" Snow Blower	100230		6840	Traction	379090		6729
31263				38060			
Auger; Model No. 526, 726, 826, 832, 1032	239080		6840	Auger; Model No. 526, 726, 826, 832, 1032	239080		6840
Traction; Model No. 526, 726, 826, 832, 1032	269670		6840	Traction; Model No. 526, 726, 826, 832, 1032	269670		6840
31300; 31301; 31302; 31303; 31304				38065			
Drive	36044		6829	Auger	269670		6840
31320				Traction	201820		6839
Belt; W/26", 32" Snow Blower	100230		6840	38070			
31323				Auger; Model No. 526, 726, 826, 832, 1032	239080		6840
Auger; Model No. 526, 726, 826, 832, 1032	239080		6840	Traction; Model No. 526, 726, 826, 832, 1032	269670		6840
Traction; Model No. 526, 726, 826, 832, 1032	269670		6840	38073			
31506				Drive	269670		6840
Belt	256430		J060328	38078			
31624; 31625				Auger	269671		6839
Auger; Model No. 524, 724	269670		6840	Traction	948812		6588BR
Traction; Model No. 524, 724	201820		6839	38080			
31626; 31660				Auger; Model No. 824	269670		6840
Belt; W/26", 32" Snow Blower	100230		6840	Traction; Model No. 824			6839
31663							
Auger; Model No. 526, 726, 826, 832, 1032	239080		6840				

Belts for Snow Blowers/Throwers

Lawn & Garden Equipment

Application	OEM No.	Standard Belts	Premium Belts	Application	OEM No.	Standard Belts	Premium Belts
TORO - Continued				TORO - Continued			
38085; 38085C				CR-20R			
Auger	269670		6840	Drive; Mfr. No. 38110C	256430		J060328
Traction	201820		6839	Power Clear 210; Power Clear 221Q; Power Clear 421Q			
38086				Drive	1084921		7021BR
Traction	948812		6588BR	Power Max 726OE			
38090				Traction; 2012 & Older	948812		6588BR
Auger; Model No. 826, 1132	269670		6840	Traction; 2013 & Newer	1203893		6673BR
Traction; Model No. 826, 1132	176540		6844	Auger; 2012 & Older	1064498		7022BR
38110C; 38115C				Auger; 2013 & Newer	1203892		6948BR
Drive	256430		J060328	Power Max 826OXE; Power Max 828OXE; Power Max 1028OXE; Power Max 1128OXE			
38120; 38130				Traction	948812		6588BR
Belt	256430		J060328	Auger	1064498		7022BR
38150				Powerlite			
Auger; Model No. 826, 1132	269670		6840	Drive; Mfr. No. 38170, 38171, 38175, 38176	759010		6613BR
Traction; Model No. 826, 1132	176540		6844	S620			
38162				Drive; Mfr. No. 38165	256430		J060328
Belt	256430		J060328	Snowmaster 20			
38165				Belt	256430		J060328
Belt; Model No. S620; Ser. No. 0000001 & After	256430		J060328	TROY BILT			
38170; 38171; 38175; 38176				5CA			
Drive	759010		6613BR	Forward	10738		6836
38190				5GT; 5GTD; 5GTE			
Drive; Ser. No. 0000001-2999999	715380		6588BR	Forward	421321		6836
Drive; Ser. No. 39000001-49999999	715381		6588BR	Reverse	421339		6370
38191				31C			
Drive; Ser. No. 2000001-2999999	715380		6588BR	Drive	10738		6836
Drive; Ser. No. 3900001-6999999	715381		6588BR	31GT; 31GTD; 31GTE; 51GTD			
38195				Drive	421321		6836
Drive; Ser. No. 0000001-2999999	715380		6588BR	53C			
Drive; Ser. No. 3900001-6999999	715381		6588BR	Drive	10738		6836
38196				53GT; 53GTD; 53GTE			
Drive; Ser. No. 2000001-2999999	715380		6588BR	Drive	421321		6836
Drive; Ser. No. 3900001-6999999	715381		6588BR	42035			
38400; 38405				Auger	1917356		6836
Drive	715381		6588BR	Drive	1917357		6735
38505				42039; 42040			
Impeller	632960		6838	Auger	1772310		6838
Traction	632950		6832	Drive	1751601		6731
38510; 38513; 38540; 38543; 38547				GTV5-E			
Impeller	632961		6839	Drive	618819		6843
Traction	632951		6833	SC5211B; SC5211E			
38555; 38556				Drive	421412		6721
Impeller	632962		6841	WESTERN AUTO			
Traction	632951		6833	2XC7500			
38566; 38570				Eng. To J.S.	18055	2300	
Traction	632953		6835	4XC5409			
38574				Belt	10755		6843
Impeller	632962		6841	4XC7500			
Traction	632951		6833	Drive	14790		6838
38580				Traction			6837
Traction	632953		6835	4XC7505			
38591				Belt	17569	2430	
Impeller	632967		6841	GIS5189			
Traction	632955		6834	Drive	207159		6673BR
38700				GIS5408			
Traction	948812		6588BR	Auger	13009	2410	6841
Blower	1653332		6545BR	Traction	13009	2410	6841
38800; 38803; 38805				GIS5409			
Traction	948812		6588BR	Auger; W/40" Belt O.C.		2430	6840
Auger	1064498		7022BR	Auger; W/43" Belt O.C.	17569		6839
CCR1000				Traction; W/39" Belt O.C.	16146		6843
Drive; Mfr. No. 38190, 38191, 38195, 38196; Ser. No. 0010000-2999999	715380		6588BR	Traction; W/43" Belt O.C.	17569		6843
Drive; Mfr. No. 38190, 38191, 38195, 38196; Ser. No. 3901000-6999999	715381		6588BR	GIS7500			
CR-20				Auger	14790		6838
Drive; Mfr. No. 38115C	256430		J060328	Traction; Exc. Model No. A08, A87			6837

Belts for Snow Blowers/Throwers

Application	OEM No.	Standard Belts	Premium Belts
WESTERN AUTO - Continued			
GIS7500 - Continued			
Traction; Model No. A08, A87	18055	2300	
GIS7503; GIS7504			
Drive	207159		6673BR
GIS7505			
Auger			6840
Traction	16146	2390	6839
GIS7506			
Auger	211664		6836
Traction	211650		6733
GIS7507			
Auger; W/40" Belt O.C.			6840
Auger; W/43" Belt O.C.	17569	2430	
Traction; W/39" Belt O.C.	16146		6839
Traction; W/43" Belt O.C.	17569		6843
GIS7508			
Drive			6840
Traction	37230		6838
GIS7509			
Auger	233163		6843
GIS7510; GIS55131			
Auger	35545		6840
GIS55132			
Eng. To J.S.	18055	2300	
GIS55133			
Drive	14790		6838
Traction			6837
GIS55134			
Drive			6840
Traction	37230		6838
GIS55135			
Traction	37169		A34
WHEEL HORSE			
4-2633; 4-2634; 4-2635; 4-2636; 4-2651; 4-2652; 4-2655			
Impeller	6506		6832
Reverse	6552		6730
Trans.	6551		6731
4-2700; 4-2710; 4-2800; 4-2810			
Traction	104633		6836
6-7211			
Spindle	8687		6852
626ST; 626STE			
Drive; W/33" Belt O.C.	MW10367		6833
Drive; W/36" Belt O.C.	MW10366		6836
0642ST07			
Auger	9750		6969
ST-267; ST-268			
Impeller	6506		6832
Reverse	6552		6730
Trans.	6551		6731
ST-626A			
Drive; W/33" Belt O.C.	MW10367		6833
Drive; W/36" Belt O.C.	MW10366		6836
STR324			
Drive	1589		6857
WHITE OUTDOOR PRODUCTS			
66G			
Drive	7540346		6411BR
180; 181			
Auger	7540101		6517BR
182; 183			
Drive	7540367		6390
190			
Auger	7540101		6517BR
192; 193			
Drive	7540101A		6517BR

Application	OEM No.	Standard Belts	Premium Belts
WHITE OUTDOOR PRODUCTS - Continued			
440; 450; 550; 552			
Auger; W/29" Belt O.C.	7540256		6729
Auger; W/38" Belt O.C.	7540257		6738
586; 588			
Drive	7540282		6372
616E			
Drive	7540343		6731
646F; 648F			
Drive	7540346		6411BR
800; 840; 841; 850; 960			
Auger	7540194		6845
Drive; W/35 1/2" Belt O.C.	7540131		6671BR
Drive; W/45" Belt O.C.	7540194		6845
990-058			
Auger	320002003		3V315
990-111			
Drive; W/35" Belt O.C.	320033596		6835
Drive; W/45" Belt O.C.	320044113		6845
990-150			
Auger	7540223		6736
990-170			
Belt; W/35" Belt O.C.	7540193		6835
Belt; W/44" Belt O.C.	7540222		6844
990-178			
Auger	7540222		6844
Drive	7540131		6671BR
990-180; 990-181			
Auger	7540194		6845
Drive	7540131		6671BR
990-245; 994-066			
Auger	7540223		6736
994-170			
Drive	7540131		6671BR
Auger	7540222		6844
994-178			
Drive	7540131		6671BR
Auger	7540194		6845
Snow Boss 300			
Auger	7540223		6736
YAMAHA			
YS624			
Drive; W/32" Belt O.C.	7Y64624200		6932
Drive; W/33" Belt O.C.	7Y64624210		6933
YANMAR			
YT3600			
Deck Drive			6965
YARD MACHINES			
31A-140			
Drive	7540367		6390
31A-150			
Drive	7540101A		6517BR
31A-611D			
Auger			②6735
Drive	7540343		6731
31AE6A4E			
Auger			②6735
Drive	7540346		6411BR
31AE150			
Drive	7540101A		6517BR
31AE600E; 31AE610E; 31AE640F; 31AE644E; 31AE662E; 31AE664F			
Auger			②6735
Drive	7540343		6731
31AE740F			
Auger			②6735
Drive	7540346		6411BR

② Two Required.

Belts for Snow Blowers/Throwers

Application	OEM No.	Standard Belts	Premium Belts	Application	OEM No.	Standard Belts	Premium Belts
YARD MACHINES - Continued				YARD-MAN - Continued			
317-140				E733F; E753F; E763G			
Drive	7540367		6390	Auger			Ⓜ6735
317-150				Drive	7540346		6411BR
Drive	7540101A		6517BR	E983H; E993I			
317-611D				Auger	7540222		6844
Auger			Ⓜ6735	H763G			
Drive	7540343		6731	Auger			Ⓜ6735
317E140				Drive	7540346		6411BR
Drive	7540367		6390				
317E150							
Drive	7540101A		6517BR				
317E610E; 317E640F; 317E644E; 317E664F							
Auger			Ⓜ6735				
Drive	7540343		6731				
317E740F							
Auger			Ⓜ6735				
Drive	7540346		6411BR				
317E980I							
Auger	7540194		6845				
Drive	7540131		6671BR				
YARD-MAN							
311-183; 311-184							
Auger	7540367		6390				
311-345							
Auger	7540282		6372				
Drive	7540256		6729				
311-355							
Auger; W/38 3/4" Belt O.C.	7540282		6372				
Auger; W/77" Belt O.C.	7540338		6877				
Drive	7540256		6729				
311-385							
Auger	7540282		6372				
Drive	7540338		6877				
311-965							
Auger	7540194		6845				
Drive	7540131		6671BR				
31100-0; 31100-1; 31100-8; 31100-9							
Auger	7540223		6736				
31150; 31151; 31160							
Belt	7540285		6834				
31250							
Belt	7540205		6673BR				
31352; 31353; 31382; 31383; 31384							
Auger	7540282		6372				
Drive	7540256		6729				
31515; 31515-1; 31550							
Auger	7540257	1380	6738				
Drive	7540256		6729				
31600-1; 31650-1							
Auger	7540222		6844				
Drive	7540131		6671BR				
31800; 31850							
Belt	7540131		6671BR				
31860; 31960; 31976							
Auger	7540194		6845				
Drive	7540131		6671BR				
E6B3H							
Drive	7540346		6411BR				
E162E							
Auger	7540101A		6517BR				
E573H							
Drive	7540346		6411BR				
E623; E623D; E623E; E633E; E633H; E653F; E663E; E663H; E673H; E733E							
Auger			Ⓜ6735				
Drive	7540346		6411BR				

Ⓜ Two Required.

Lawn & Garden Equipment

Belts for Tillers

Order Belts by Our Number. Manufacturers' Part Number is shown for reference only.

Lawn & Garden Equipment

Application	OEM No.	Standard Belts	Premium Belts	Application	OEM No.	Standard Belts	Premium Belts
ACE HARDWARE				ACE HARDWARE - Continued			
21A-415A				215-355			
Drive	7540438		6851	Forward	7540154	2370	6837
210-030				Reverse	7540189	2440	6844
Drive	7540216		6729	215-381			
210-320				Forward	7540154	2370	6837
Drive	7540190		6839	Reverse	7540201	2410	6841
210-350				215-405			
Forward	7540121		6831	Forward	7540109		6843
Reverse	7540146		6833	Reverse	7540195		6854
210-355				215-412			
Forward	7540154		6837	Eng. To Variator	7540220		6927
Reverse	7540189		6844	Variator To Gear Box	7540268		6951
210-360				216-031			
Forward	7540121		6831	Drive	7540216	1290	6729
Reverse	7540146		6833	216-033			
210-385				Drive	7540190		6839
Forward	7540154		6937	216-100			
Reverse	7540201		6841	Drive	7540196		6830
211-355; 211-360				216-200			
Forward	7540121		6831	Forward	7540196		6830
Reverse	7540146		6833	Reverse	7540106		6825
211-370				216-260			
Forward	7540154		6837	Forward	7540104		6832
Reverse	7540155		6509BR	Reverse	7540103		6827
212-355; 212-360				216-310			
Forward	7540121		6831	Drive	7540190		6839
Reverse	7540146		6833	216-355			
212-375				Forward	7540154	2370	6837
Belt; W/28" Belt O.C.	7540157		6928	Reverse	7540189	2440	6844
Belt; W/35" Belt O.C.	7540158		6935	216-360			
213-200				Forward	7540104		6832
Forward	7540107		6830	Reverse	7540103		6827
Reverse	7540189		6844	216-380; 216-381; 216-385			
213-360				Forward	7540154	2370	6837
Forward	7540177		6832	Reverse	7540201	2410	6841
Reverse	7540146		6833	216-405			
213-380				Forward	7540109		6843
Forward	7540154		6837	Reverse	7540195		6854
Reverse	7540155		6509BR	216-412			
Eng. To Variator	7540157	3280	6928	Eng. To Variator	7540220		6927
Variator To Trans.	7540158	3350	6935	Variator To Gear Box	7540268		6951
214-031				217-020; 217-031			
Drive	7540216		6729	Drive	7540216		6729
214-200				217-310			
Forward	7540107		6830	Drive	7540190		6839
Reverse	7540189		6844	217-355			
214-310				Forward	7540154		6837
Drive	7540190	2390	6839	Reverse	7540189		6844
214-355				217-381; 217-385			
Forward	7540154		6837	Forward	7540154		6937
Reverse	7540189		6844	Reverse	7540201		6841
214-381				217-430			
Forward	7540154		6937	Drive	7540325		6857
Reverse	7540201		6841	218-020A; 218-030; 218-030A			
214-385				Drive	7540216		6729
Drive	7540192		6834	218-350			
214-405				Forward	7540104		6832
Forward	7540109		6843	Reverse	7540103		6827
Reverse	7540195		6854	218-355			
215-031				Forward	7540154	2370	6837
Drive	7540216		6729	Reverse	7540189	2440	6844
215-200; 215-255				218-365			
Forward	7540196		6830	Forward	7540104		6832
Reverse	7540106		6825	Reverse	7540103		6827
215-310				219-030			
Drive	7540190		6839	Drive	7540216		6729

Belts for Tillers

Application	OEM No.	Standard Belts	Premium Belts	Application	OEM No.	Standard Belts	Premium Belts
ACE HARDWARE - Continued				AGWAY - Continued			
219-355				211-360			
Forward	7540154		6837	Forward	7540121		6831
Reverse	7540189		6844	Reverse	7540146		6833
219-385				211-370			
Forward	7540154		6937	Forward	7540154		6837
Reverse	7540201		6841	Reverse	7540155		6509BR
70406				212-200			
Forward	7540154	2370	6837	Forward	7540107		6830
Reverse	7540189	2440	6844	Reverse	7540106		6825
72070				212-360			
Drive	7540216	1290	6729	Forward	7540121		6831
72071				Reverse	7540146		6833
Drive	7540190	2390	6839	213-200; 214-200			
72237				Forward	7540107		6830
Drive	7540103		6827	Reverse	7540106		6825
72238				214-355			
Forward	7540196		6830	Forward	7540154		6837
Reverse	7540106		6825	Reverse	7540189		6844
72568				214-385			
Eng. To Variator	7540157		6928	Belt	7540192		6834
Variator	7540158		6935	215-381			
73528				Forward	7540154	2370	6837
Tine	7540325		6857	Reverse	7540201	2410	6841
AGWAY				216-402			
82-0021				Variable Speed	7540207		6842
Belt; W/27" Belt O.C.	7540220		6927	Tine	7540195		6854
Belt; W/51" Belt O.C.	7540268		6951	217-402			
82-1012				Drive	7540207		6842
Drive	7540216		6729	217-430			
Forward; 1972-1971	7540121	2310	6831	Drive	7540325		6857
Reverse; 1972-1971	7540146	2330	6833	219-200			
82-1013				Forward	7540107	2300	6830
Forward; 1977-1976	7540196	2300	6830	Reverse	7540106	2250	6825
Reverse; 1977-1976	7540106	2250	6825	219-350; 219-360			
Forward; 1971	7540154	2370	6837	Forward	7540103		6827
Reverse; 1971	7540155		6509BR	Reverse	7540121		6831
82-1014				ALDENS			
Forward	7540154		6837	10-203-10			
Reverse	7540201		6841	Forward	1110		6835
Drive; 1975-1974	7540192	2340	6834	210-100			
Eng. To Variator; 1973-1972	7540157	3280	6928	Belt	7540103		6827
Variator To Trans.; 1973-1972	7540158	3350	6935	213-370; 213-375			
82-1015				Forward	7540154		6837
Drive	7540196		6830	Reverse	7540155		6509BR
82-1016				213-380; 213-385			
Drive	7540190		6839	Belt	7540158		6935
82-1017				214-370			
Forward	7540154		6837	Forward	7540154		6837
Reverse	7540201		6841	Reverse	7540189		6844
82-1020				214-375			
Drive	7540190		6839	Forward	7540190		6839
82-1021				Reverse	7540189		6844
Drive	7540220		6927	218-360			
Variable Speed	7540221		6952	Forward	7540104		6832
82-1022				Reverse	7540103		6827
Forward	7540109		6843	548			
Reverse	7540195		6854	Forward	7740		6838
82-1040				Reverse	7838		6734
Drive	7540325	2570	6857	549; 555			
210-200				Forward	2435		6837
Forward	7540107		6830	Reverse			6739
Reverse	7540106		6825	6025A			
210-350; 210-360				Forward	7540121		6831
Forward	7540121		6831	Reverse	7540126		6820
Reverse	7540146		6833	6040A			
211-200				Forward	7540154		6837
Forward	7540107		6830	Reverse	7540155		6509BR
Reverse	7540106		6825				

Lawn & Garden Equipment

Belts for Tillers

Application	OEM No.	Standard Belts	Premium Belts
ALDENS - Continued			
6065A; 6081B			
Forward	7540121		6831
Reverse	7540126		6820
6110A; 6110B			
Belt	7540138		6950
9077A; 9080			
Belt	7540103		6827
9080E			
Forward	7540107		6830
Reverse	7540106		6825
9083A; 9083C			
Forward	7540104		6832
Reverse	7540103		6827
9084			
Forward	7540107		6830
Reverse	7540106		6825
9679B; 9679R; 9680R			
Eng. To Variator	7540157		6928
Variator To Trans.	7540158		6935
A-555; B-555			
Forward		2370	6837
Reverse		1390	6739
FS42-6015A			
Forward	7540121	2310	6831
Reverse	7540146	2330	6833
FS42-6040A; FS42-6081B			
Forward	7540154	2370	6837
Reverse	7540155		6509BR
FS42-6110A; FS42-6110B			
Eng. To Variator	7540157	3280	6928
Variator To Trans.	7540158	3350	6935
FS42-9077A; FS42-9080; FS42-9080D			
Drive	7540103	2270	6827
FS42-9080E			
Forward	7540107	2300	6830
Reverse	7540106	2250	6825
FS42-9083			
Forward; W/31" Belt O.C.	7540121	2310	6831
Forward; W/32" Belt O.C.	7540104	2320	6832
Reverse; W/27" Belt O.C.	7540103	2270	6827
Reverse; W/33" Belt O.C.	7540146	2330	6833
FS42-9083A; FS42-9083C			
Forward	7540104	2320	6832
Reverse	7540106	2250	6825
FS42-9084			
Forward	7540107	2300	6830
Reverse	7540106	2250	6825
FS42-60651			
Forward	7540154	2370	6837
Reverse	7540155		6509BR
ALLIED HARDWARE			
210-200			
Forward	7540107		6830
Reverse	7540106		6825
210-350; 210-360			
Forward	7540121		6831
Reverse	7540146		6833
211-200; 211-350; 212-200			
Forward	7540107		6830
Reverse	7540106		6825
212-355; 212-360			
Forward	7540121		6831
Reverse	7540146		6833
212-375			
Belt	7540109		6843
213-200			
Forward	7540107		6830
Reverse	7540106		6825

Application	OEM No.	Standard Belts	Premium Belts
ALLIED HARDWARE - Continued			
213-355; 213-360			
Forward	7540177		6832
Reverse	7540146		6833
214-200			
Forward	7540107		6830
Reverse	7540106		6825
214-355			
Forward	7540154		6837
Reverse	7540189		6844
214-380; 214-385			
Belt	7540192		6834
218-350; 218-360			
Forward	7540104		6832
Reverse	7540103		6827
ALLIS-CHALMERS			
2 H.P.			
Belt	1663009		6728
3 H.P.			
Belt	2029748	2338	
5 H.P.			
Forward	2027168		6834
Reverse	1667200		6734
8 H.P.			
Forward	2029829		6837
Reverse	2029828		6737
2024760			
Belt	200554		6846
2029975			
Forward	1110		6835
Reverse	6163		6737
2029976			
Forward	2435		6837
Reverse			6739
AMERICAN HARDWARE			
212-375; 212-380; 20957			
Eng. To Variator	7540157		6928
Variator To Trans.	7540158		6935
27191			
Belt	7540103		6827
39514			
Forward	7540154		6837
Reverse	7540201		6841
Belair 212-200; Belair 213-200			
Belt	7540103		6827
Brandywine			
Drive	7540216		6729
Cumberland 212-360			
Forward	7540121		6831
Reverse	7540146		6833
Cumberland 213-360			
Forward	7540177		6832
Reverse	7540146		6833
Cumberland 214-360			
Forward	7540154		6837
Reverse	7540189		6844
Midland 214-380			
Belt	7540192		6834
Servistar 210-030			
Belt	7540103		6827
Servistar 210-320			
Drive	7540190		6839
Servistar 210-355			
Forward	7540154		6837
Reverse	7540189		6844
Servistar 210-385			
Forward	7540154		6837
Reverse	7540201		6841

Belts for Tillers

Application	OEM No.	Standard Belts	Premium Belts
AMERICAN HARDWARE - Continued			
Servistar 210-405			
Drive	7540224		6926
Variable Speed	7540221		6952
Servistar 216-031			
Belt	7540103		6827
Servistar 15227			
Drive	7540224		6926
Variable Speed	7540221		6952
SSR031			
Tine	7540195		6854
SSR381			
Forward	7540154		6837
Reverse	7540201		6841
SSR404; SSR405			
Variator	7540190		6839
Tine	7540195		6854
Vanderbilt 214-385			
Belt	7540192		6834
AMERICAN HARDWARE SERVISTAR			
217-020			
Drive	7540216	1290	6729
15337			
Eng. To Variator	7540224	3260	6926
Variator To Drive	7540221	3520	6952
27191			
Drive	7540216	1290	6729
39514			
Forward	7540154	2370	6837
Reverse	7540201	2410	6841
ARIENS			
23B			
Forward	072056		6832
23C-3B			
Forward	072056		6832
Reverse	072099		6731
23L; 23LS			
Forward	072056		6832
24B			
Forward	072056		6832
Reverse	072043		6732
24C3L			
Forward	072056		6832
24C4B			
Forward	072056		6832
Reverse	072043		6732
24C5L			
Forward	072056		6832
Reverse	072099		6731
24L; 24LE			
Forward	072056		6832
Reverse	072043		6732
25L; 2980; 2984			
Forward	072056		6832
Reverse	072099		6731
2985; 2990			
Forward	072056		6832
Reverse	072043		6732
92009			
Forward	072056		6832
Reverse	072085		6732
92010			
Forward	072056		6832
92011; 92012			
Forward	072056		6832
Reverse	072099		6731
92013; 92015; 92016			
Forward	072056		6832

Application	OEM No.	Standard Belts	Premium Belts
ARIENS - Continued			
901001; 901002; 901003			
Forward	072046		6731
Reverse	072024		6829
901004; 901005			
Forward	072093		6831
Reverse	072024		6829
901006			
Forward	072046		6731
Reverse	072024		6829
901007; 901008			
Forward	072046		6731
Reverse	072119		6830
901009			
Forward; W/31" Belt O.C.	072046		6731
Forward; W/36" Belt O.C.	072126		6736
Reverse; W/30" Belt O.C.	072119		6830
Reverse; W/41" Belt O.C.	072127		6741
901011			
Forward	072119		6830
Reverse	072106		6737
901012			
Forward	072046		6731
Reverse	072106		6737
901013			
Forward	072126		6736
Reverse	072127		6741
901015; 901016			
Forward	072119		6830
Reverse	072106		6737
901017			
Forward	072046		6731
Reverse	072106		6737
901018			
Forward	072126		6736
Reverse	072127		6741
902001; 902002			
Forward	072056		6832
902003			
Forward	072056		6832
Reverse	072099		6731
902004			
Forward	072056		6832
Reverse	072043		6732
902005; 902006			
Forward	072056		6832
Reverse	072099		6731
902007			
Trans.	072073		6831
902008; 902010; 902013			
Forward	072056		6832
902014			
Trans.	072073		6831
902015; 902016			
Forward	072056		6832
902017			
Forward	072056		6832
Reverse	072099		6731
902018			
Forward	072056		6832
Reverse	072085		6732
902019			
Forward	072056		6832
Reverse	072043		6732
902020			
Forward	072056		6832
902022			
Trans.	072073		6831
902024			
Forward	072056		6832

Lawn & Garden Equipment

Belts for Tillers

Lawn & Garden Equipment

Application	OEM No.	Standard Belts	Premium Belts	Application	OEM No.	Standard Belts	Premium Belts
ARIENS - Continued				ATLAS - Continued			
902024 - Continued				12-3100			
Reverse	072099		6731	Belt	107038		6836
902025				12-3150			
Forward	072056		6832	Belt	10721		6967
902026				12-5010			
Forward	072056		6832	Belt	10737		6831
Reverse	072099		6731	12-5011			
902803; 902804; 902805				Forward	107037		6831
Belt	072109		6832	Reverse	107038		6836
902980; 902984				12-5012; 12-5013			
Forward	072056		6832	Belt	10737		6831
Reverse	072099		6731	12-5015; 12-5016; 12-5020; 12-5021; 12-5022			
902985				Forward	107037		6831
Forward	072056		6832	Reverse	107038		6836
Reverse	072043		6732	12-5100			
FT214; FT314				Forward	107038		6836
Drive	72056		6832	Reverse	107039		6370
Reverse; W/31" Belt O.C.	72099		6731	22-3150; 22-5350			
Reverse; W/32" Belt O.C.	72085		6732	Belt	107038		6836
FT316				23-5000			
Drive; Mfr. No. 902808	72056		6832	Belt	622407		6950
FT320; FT424				23-5016			
Drive	72056		6832	Belt	421313		6831
Reverse; W/31" Belt O.C.	72099		6731	23-5350; 44-0300			
Reverse; W/32" Belt O.C.	72085		6732	Belt	107038		6836
FT516				44-0334			
Drive; Mfr. No. 902810	72056		6832	Forward	107037		6831
Forward; Mfr. No. 902410	72056		6832	Reverse	107039		6370
Reverse; Mfr. No. 902410	72085		6732	44-0336			
FT524				Forward	107038		6836
Drive	72056		6832	Reverse	107039		6370
Forward; Mfr. No. 902018, 902418	72056		6832	3029			
Reverse; Mfr. No. 902018, 902418	72085		6732	Belt	107038		6836
Reverse; W/31" Belt O.C.	72099		6731	3040			
Reverse; W/32" Belt O.C.	72085		6732	Forward	107038		6836
FT524R				Reverse	107039		6370
Forward; Mfr. No. 902501	72056		6832	3042			
Reverse; Mfr. No. 902501	72373		6730	Forward	107039		6370
RT5018				Reverse	107039		6370
Forward; Mfr. No. 901025, 901428	72241		B48	3043			
Reverse; Mfr. No. 901025, 901428	72330		6727	Belt	107038		6836
P.T.O.; W/27" Belt O.C.	72241		B48	3045			
P.T.O.; W/28" Belt O.C.			6728	Forward	107039		6370
RT5020				Reverse	107039		6370
P.T.O.; W/29" Belt O.C.	72024		6829	A17; A24			
P.T.O.; W/31" Belt O.C.	72046		②6731	Belt	1072		6830
RT6018				A24R			
P.T.O.; W/27" Belt O.C.	72241		B48	Forward	1072		6830
P.T.O.; W/28" Belt O.C.			6728	Reverse	1073		6833
RT6020				ACC519; ACD919			
P.T.O.; W/31" Belt O.C.	72046		6731	Belt	107038		6836
P.T.O.; W/37" Belt O.C.	72106		②6737	T17; T24			
RT7020				T100; T100A			
P.T.O.; W/29" Belt O.C.	72024		6829	Belt	10712		6831
P.T.O.; W/31" Belt O.C.	72046		②6731	T150			
RT8020				Forward	10712		6831
Forward; Mfr. No. 901024, 901429	72316		②6737	Reverse	10712		6831
Reverse; Mfr. No. 901024, 901429	72127		6741	T200; T200A; T300; T300A			
P.T.O.; W/36" Belt O.C.	72126		6736	Belt	10712		6831
P.T.O.; W/41" Belt O.C.	72127		6741	T310			
ATLAS				Belt	10735		6831
5-26				T500			
Forward	107037		6831	Belt	10712		6831
Reverse	107037		6831	T510; WT34			
12-2100				Belt	10735		6831
Belt	107038		6836	12-3010; 12-3011			
12-3010; 12-3011				Belt	10737		6831

② Two Required.

Belts for Tillers

Application	OEM No.	Standard Belts	Premium Belts	Application	OEM No.	Standard Belts	Premium Belts
AUTO HOE				AUTOMOTIVE ASSOCIATES - Continued			
9E3-R; 34; 35; 36				217-355			
Belt			6960	Forward	7540154		6837
AUTOMOTIVE ASSOCIATES				Reverse	7540189		6844
212-100				217-375			
Belt	7540103		6827	Forward	7540154		6837
212-255				Reverse	7540190		6839
Forward	7540107		6830	217-385			
Reverse	7540106		6825	Forward	7540154		6837
212-355				Reverse	7540201		6841
Forward	7540121		6831	218-360			
Reverse	7540146		6833	Forward	7540104		6832
212-370				Reverse	7540103		6827
Forward	7540154		6837	BLUE GRASS			
Reverse	7540155		6509BR	214-404			
213-100				Forward	7540109		6843
Belt	7540103		6827	Reverse	7540195		6854
213-255				B310-4			
Forward	7540107		6830	Belt	7540190		6839
Reverse	7540106		6825	BG156			
213-360				Forward	9040B		6822
Forward	7540166		6962	BG381-4			
Reverse	7540146		6833	Forward	7540154		6837
213-375				Reverse	7540201		6841
Forward	7540154		6837	BG385-4			
Reverse	7540155		6509BR	Belt	7540192		6834
214-100				BG401			
Belt	7540103		6827	Reverse	17139		6821
214-255				BG560			
Forward	7540107		6830	Forward	7540154		6837
Reverse	7540106		6825	Reverse	7540189		6844
214-355				BG601; BG701; BG805			
Forward	7540154		6837	Forward	9040B		6822
Reverse	7540189		6844	Reverse	17139		6821
214-375				BG901H			
Forward	7540190		6839	Forward	15953		6833
Reverse	7540189		6844	Reverse	15954		6834
214-385				W7-B102			
Belt	7540192		6834	Forward	7540196		6830
215-100				W7-BG320-D			
Belt	7540196		6830	Belt	7540190		6839
215-255				W7-BG355			
Forward	7540196		6830	Forward	7540154		6837
Reverse	7540106		6825	Reverse	7540189		6844
215-355				W7-BG385-D; W7-BG387			
Forward	7540154		6837	Forward	7540154		6837
Reverse	7540189		6844	Reverse	7540201		6841
215-375				BOLENS			
Forward	7540190		6839	70-01			
Reverse	7540189		6844	Belt	1706907		6824
215-385				2046-01			
Belt	7540192		6834	Drive	1108467		6834
216-100				Reverse	1185487		6732
Belt	7540196		6830	2048-01			
216-255				Forward	1705034		6835
Forward	7540196		6830	Reverse	1185487		6732
Reverse	7540106		6825	2056-01			
216-355				Belt; W/30" Belt O.C.	1712719		6730
Forward	7540154		6837	Belt; W/33" Belt O.C.	1800367		6833
Reverse	7540189		6844	2058-01			
216-375				Forward	1705034		6835
Forward	7540190		6839	Reverse	1185487		6732
Reverse	7540189		6844	2064-01; 2064-02			
216-385				Drive	1705034		6835
Forward	7540154		6837	2066-01; 2067-01; 2068			
Reverse	7540201		6841	Drive	1800367		6833
217-100				Reverse	1185434		6737
Belt	7540196		6830				

Belts for Tillers

Lawn & Garden Equipment

Application	OEM No.	Standard Belts	Premium Belts	Application	OEM No.	Standard Belts	Premium Belts
BOLENS - Continued				BURNS - Continued			
2071-01; 2072-01; 2072-02				5025			
Belt	1706907		6824	Forward	9304		6829
2077-01; 2077-02				Reverse	9308		6825
Belt	1108536		6927	5030			
2080-01				Belt; W/26" Belt O.C.			6826
Belt	1707233		6826	Belt; W/29" Belt O.C.			6829
2091-01; 2091-02				51034; 51035; 51116			
Drive	1800367		6833	Forward	9304		6829
2100-01				51138			
Belt; W/30" Belt O.C.	1712719		6730	Traction	208526		6738
Belt; W/33" Belt O.C.	1800367		6833	BP100			
2100-02; 2101-01; 2101-02; 2102-01; 2103-01;				Belt			6820
2104-01; 2104-02; 2150-01				CANADA			
Drive	1800367		6833	60-4023; 60-4023A5			
Reverse			6731	Forward	1110		6835
2152				Reverse	6163		6737
Belt	9304		6829	60-4032			
2162				Drive	33622		6727
Drive	200555		6746	60-4034			
2230				Traction	200555		6746
Belt			6843	40081			
2250				Forward	208301		6833
Belt			6743	Reverse	208626		6727
2255				41077A			
Drive	1800367		6833	Belt	208301		6833
Reverse			6731	51011Z			
M16; M16A; M16B-01; M16D-01; MA16A01;				Drive	9304		6829
MA16B01; MA16D01				51075Z			
Belt	1800367		6833	Drive	27093		6847
BRINLY-HARDY				51082Z			
BB-526				Forward	1110		6835
Belt	B2065		6833	Reverse	6163		6737
BM-15664				51102Z			
Drive	M43795		6841	Drive	33622		6727
BM-15856				51105Z			
P.T.O.	M43820		6914BR	Drive	36019		6720
V-223				51109Z			
Primary	V223	Ⓜ	6837	Drive	9304		6829
VV-100				51110Z			
Drive	V131		6958	Drive	36019		6720
VV-110				51114Z; 51117; 51117Z; 51136Z			
Primary	V223	Ⓜ	6837	Traction	200555		6746
VV-200				500081			
Drive	V131		6958	Belt	208301		6833
VV-210				600081			
Primary	V223	Ⓜ	6837	Forward	208626		6727
VV-300				Reverse	208626		6727
Drive	V131		6958	CARTER BROS. MFG.			
VV-310				Rowbuster			
Primary	V223	Ⓜ	6837	Drive	P904		6961
VV-330; VV-336				CHIEF			
Drive	V393		6947	1960-J			
BURNS				Forward	1526		6822
11-279; 11-280; 11-294; 11-295; 11-296				1960-JD			
Forward	9304		6829	Drive	1040		6832
11-297; 11-298; 11-299; 199				CHOREMASTER			
Forward	9304		6829	500391; 500410; 500516; 500618			
Reverse	9308		6825	Forward	511192	2330	
275; 279; 280				Reverse	511193		6733
Forward	9304		6829	500733			
297; 299				Belt	516113		6833
Forward	9304		6829	Dub-L-Til			
Reverse	9308		6825	Belt	511192		6833
5020				Super Duty TU227100; Til-O-Matic TU227200			
Forward	9304		6829	Belt; W/17" Belt O.C.	J9004		6817

Ⓜ Two Required.

Belts for Tillers

Application	OEM No.	Standard Belts	Premium Belts
CHOREMASTER - Continued			
Super Duty TU227100; Til-O-Matic TU227200 - Continued			
Belt, W/19" Belt O.C.			6819
Tiller			
Belt, W/32" Belt O.C.			6832
Belt, W/33" Belt O.C.; W/3/8" Belt T.W.	511193		6733
Belt, W/33" Belt O.C.; W/1/2" Belt T.W.	511192	2330	
Belt, W/34" Belt O.C.	513381		6834
Belt, W/35" Belt O.C.	513465		6735
Belt, W/41" Belt O.C.	513857		6741
COAST TO COAST			
10-223; 10-224			
Forward	1110		6835
Reverse	6163		6737
10-340			
Belt	1526		6822
10-367; 10-372			
Belt	3660		6825
10-395			
Belt	1526		6822
10-459			
Forward	1110		6835
Reverse	6163		6737
219-030			
Belt	7540216		6729
313-7123			
Forward	7540107		6830
Reverse	7540106		6825
350			
Belt	7540103		6827
481-1006			
Forward	7540196		6830
Reverse	7540106		6825
481-1014			
Forward	7540154		6837
Reverse	7540189		6844
481-1220			
Belt	7540216		6729
481-1246			
Belt	33622		6727
481-1261			
Forward	1110		6835
Reverse	6163		6737
481-1279			
Forward	2435		6837
Reverse			6739
481-1303			
Forward	27093		6847
481-1949			
Forward	7540154		6837
Reverse	7540189		6844
481-1964			
Forward	7540154		6837
Reverse	7540201		6841
481-1980			
Drive	7540220		6927
Variable Speed	7540221		6952
481-2400			
Belt	7540196		6830
481-2426			
Forward	7540154		6837
Reverse	7540189		6844
481-2430			
Belt	7540190		6839
481-2442			
Forward	7540154		6837
Reverse	7540201		6841

Application	OEM No.	Standard Belts	Premium Belts
COAST TO COAST - Continued			
481-2467			
Drive	7540224		6926
Variable Speed	7540221		6952
481-2475; 481-2483			
Drive	7540220		6927
Variable Speed	7540221		6952
481-2491			
Belt	7540216		6729
481-4026			
Belt	7540190		6839
481-4059			
Forward	7540154		6837
Reverse	7540201		6841
481-4067			
Forward	7540109		6843
Reverse	7540195		6854
481-4091			
Tine	7540268		6951
481-6091			
Forward	7540220		6927
Reverse	7540268		6951
500			
Forward	7540177		6832
Reverse	7540146		6833
800			
Forward	7540154		6837
HEO844; HEO846; HEO854; HEO857			
Forward	1110		6835
Reverse	6163		6737
HEO863; HEO864			
Belt	3660		6825
HEO875; HEO877; HEO879			
Belt	1526		6822
HEO889; HEO890			
Forward	2435		6837
Reverse			6739
Plow Horse 212-200			
Forward	7540107		6830
Reverse	7540106		6825
Plow Horse 212-355			
Forward	7540121		6831
Reverse	7540146		6833
Plow Horse 212-370			
Forward	7540154		6837
Reverse	7540155		6509BR
Plow Horse 213-200			
Forward	7540107		6830
Reverse	7540106		6825
Plow Horse 213-355			
Forward	7540121		6831
Reverse	7540146		6833
Plow Horse 213-375			
Forward	7540154		6837
Reverse	7540155		6509BR
Plow Horse 214-200			
Forward	7540107		6830
Reverse	7540106		6825
Plow Horse 214-355			
Forward	7540154		6837
Reverse	7540189		6844
Plow Horse 214-375			
Forward	7540190		6839
Reverse	7540189		6844
Plow Horse 214-385			
Tine	7540192		6834
Plow Horse 215-355			
Forward	7540154		6837
Reverse	7540189		6844

Belts for Tillers

Application	OEM No.	Standard Belts	Premium Belts	Application	OEM No.	Standard Belts	Premium Belts
COLUMBIA PRODUCTS				COTTER & CO. - Continued			
200-3; 200-4; 210-200; 210-250				51030 - Continued			
Forward	7540106		6825	Reverse			6739
Reverse	7540107		6830	GTR5			
210-350; 210-360				Tine	7540195		6854
Belt	7540104		6832	Variable Speed	7540109		6843
211-200; 211-255				CRUSADER			
Forward	7540106		6825	218-250			
Reverse	7540107		6830	Forward	7540107		6830
211-355; 211-360				Reverse	7540106		6825
Belt	7540104		6832	218-350; 218-360			
212-030				Forward	7540104		6832
Belt	7540216		6729	Reverse	7540103		6827
212-200				CUB CADET			
Forward	7540106		6825	030			
Reverse	7540107		6830	Drive; W/3 H.P. Eng.	7540216		6729
212-300				381			
Belt	7540190		6839	Drive; W/37" Belt O.C.; W/5 H.P. Eng.	7540154		6837
212-355				Drive; W/41" Belt O.C.; W/5 H.P. Eng.	7540201		6841
Belt; W/37" Belt O.C.	7540154		6837	FT 24; FT 24 R			
Belt; W/44" Belt O.C.	7540189		6844	Forward	9540428	2420	
212-375				Reverse	9540429		6746
Belt; W/39" Belt O.C.	7540190		6839	RT 35			
Belt; W/44" Belt O.C.	7540189		6844	Forward	95404090		6825
212-381				RT 45			
Belt; W/37" Belt O.C.	7540154		6837	Forward	95404090		6825
Belt; W/41" Belt O.C.	7540201		6841	Reverse	95404091		6610BR
212-386				RT 65; RT 65ES			
Belt; W/19" Belt O.C.	7540254		6819	Drive	9540434		6858
Belt; W/29" Belt O.C.	7540265		6829	RT 75			
212-410				Forward	95404090		6825
Belt; W/26" Belt O.C.	7540224		6926	Reverse	95404091		6610BR
Belt; W/51" Belt O.C.	7540268		6951	DAVIS			
212-412				144; 144C; 145; 145C; 391; 392; 393			
Belt; W/27" Belt O.C.	7540220		6927	Forward	4052		6855
Belt; W/51" Belt O.C.	7540268		6951	Reverse; W/4 H.P. Eng.	4051		6731
355-4				DILLE & MCGUIRE			
Belt; W/37" Belt O.C.	7540154		6837	2946; 2947			
Belt; W/44" Belt O.C.	7540189		6844	Forward	BE115		6820
357-3				Reverse	BE119		6821
Forward	7540177		6832	H14; HA14; HB14			
Reverse	7540146		6833	Belt	BE111		6833
357-4				TA14			
Belt; W/37" Belt O.C.	7540154		6837	Belt	BE115		6820
Belt; W/44" Belt O.C.	7540189		6844	TB14			
381-3				Forward	BE116		6822
Belt	7540158		6935	Reverse	BE119		6821
382-4; 385-4				TT12; TT14			
Belt	7540192		6834	Belt	BE111		6833
389-3; 395-4				V14; VA14; VB14; VC14			
Belt	7540158		6935	Forward	BE116		6822
COTTER & CO.				Reverse	BE115		6820
10-546-22; 440; 441				DURITE			
Forward	1110		6835	MTH3			
Reverse	6163		6737	Belt; W/37" Belt O.C.	2370		6837
442				Forward; W/35" Belt O.C.	2350		6835
Belt	1526		6822	MTH3R			
443				Belt; W/37" Belt O.C.	2370		6837
Forward	2435		6837	Forward; W/35" Belt O.C.	2350		6835
Reverse			6739	Reverse	1310		6731
840				MTH4			
Belt	1526		6822	Belt; W/37" Belt O.C.	2370		6837
51028				Forward; W/35" Belt O.C.	2350		6835
Forward	1110		6835	MTH4R			
Reverse	6163		6737	Belt; W/37" Belt O.C.	2370		6837
51029				Forward; W/35" Belt O.C.	2350		6835
Belt	1526		6822	MTH4R			
51030				Belt; W/37" Belt O.C.	2370		6837
Forward	2435		6837	Forward; W/35" Belt O.C.	2350		6835
				Reverse	1310		6731

Belts for Tillers

Application	OEM No.	Standard Belts	Premium Belts
DURITE - Continued			
MTH5			
Belt; W/37" Belt O.C.	2370		6837
Forward; W/35" Belt O.C.	2350		6835
MTH5R			
Belt; W/37" Belt O.C.	2370		6837
Forward; W/35" Belt O.C.	2350		6835
Reverse	1310		6731
DYNAMARK			
1334-00; 1334-03; 1334-04			
Belt; W/26" Belt O.C.	21865		6826
Belt; W/43" Belt O.C.	45216		6843
1336-01; 1336-02; 1336-03			
Forward	45216		6843
Reverse	45217		6839
1340-00; 1344-01; 1344-02; 1345-00; 1345-01; 1345-02; 1346-01; 1346-02; 1346-03; 1346-05			
Belt	21865		6826
1346-06; 1346-07; 1346-09; 1346-10; 1346-11; 1346-12; 1346-13; 1346-14; 1347-00; 1347-02			
Belt	21865		6826
1347-03; 1347-04			
Belt	21865		6826
1348-00; 1348-02; 1348-03; 1348-05; 1349-00; 1349-01; 1349-02; 1349-03; 1349-05; 1349-06			
Forward	32131		6838
Reverse	32132		6839
1349-07; 1349-08; 1349-09; 1349-10; 1349-11			
Forward	32131		6838
Reverse	32132		6839
1460-00			
Belt	8271		6827
2805-12			
Drive; W/5 H.P. Eng.	50876		6738
5300-00			
Belt	8271		6827
5333-00; 5333-01			
Belt	50877		6741
5334-00; 5334-06; 5335-00; 5335-01; 5335-02; 5336-04; 5336-05			
Belt	45216		6843
5336-06			
Reverse	45217		6839
5336-08			
Belt	45216		6843
5336-09			
Reverse	45217		6839
5343-00; 5343-01; 5343-30; 5343-35; 5343-39; 5343-40; 5344-00; 5344-35; 5345-00; 5345-01			
Belt	21865		6826
5345-02; 5345-03; 5345-30; 5345-32; 5345-33; 5345-35; 5345-36; 5345-38; 5345-43; 5345-45			
Belt	21865		6826
5345-46; 5345-47; 5345-49; 5345-50; 5345-51; 5345-53; 5346-00; 5346-01; 5346-02; 5346-03			
Belt	21865		6826
5346-04; 5346-05; 5346-06; 5346-07; 5346-08; 5346-11; 5346-12; 5346-14; 5346-30; 5346-40			
Belt	21865		6826
5346-42; 5346-44; 5346-46; 5346-50; 5346-51; 5347-00; 5347-01; 5347-02; 5347-04; 5347-30			
Belt	21865		6826
5347-31; 5347-33; 5347-34; 5347-37; 5347-40; 5347-42; 5347-44; 5347-45; 5347-46; 5347-47			
Belt	21865		6826
5347-48; 5347-49; 5347-50; 5347-51; 5347-52; 5347-53; 5347-54; 5347-55; 5347-56; 5347-57			
Belt	21865		6826

Application	OEM No.	Standard Belts	Premium Belts
DYNAMARK - Continued			
5347-58			
Belt	21865		6826
5348-00; 5348-01; 5348-02; 5348-05; 5349-00; 5349-01; 5349-02; 5349-04; 5349-05; 5349-06			
Forward	32131		6838
Reverse	32132		6839
5349-07; 5349-08; 5349-33; 5349-35; 5349-38; 5349-40; 5349-41; 5349-42; 5349-43			
Forward	32131		6838
Reverse	32132		6839
5359-1000			
Auger; W/28" Belt O.C.			6728
Auger; W/37" Belt O.C.	49570		6837
5361-20; 5361-22; 5361-24			
Drive			6837
50401-1; 50401-3; 50404; 50406; 50407-1; 50407-3; 50409-4; 50409-5; 50414; 50416			
Belt	28148		6826
50417-1; 50417-3; 50417-4; 50417-5; 50417-6			
Belt	28148		6826
50429-4; 50429-6			
Forward	32131		6838
Reverse	32132		6839
901011; 901012; 901016			
Forward	72119		6830
Reverse	72106		6737
901017			
Forward	72046		6731
Reverse	72106		6737
901018			
Forward	72126		6736
Reverse	72127		6741
RT300; RT500			
Belt	8271		6827
EARTHQUAKE			
5 H.P.; 8 H.P.			
Tine			6831
EDKO			
Eddy Boy; Till-Master; Till-Trac			
Belt	20560		6850
EJ SMITH			
11-277-21			
Forward	9304		6829
Reverse	9308		6825
11-282-21			
Drive	9304		6829
197			
Forward	9304		6829
Reverse	9308		6825
198			
Drive; W/4 H.P. Eng.; W/O Reverse	9304		6829
Drive; W/Reverse	9304		6829
Reverse	9308		6825
282			
Drive	9304		6829
FALLS			
2300; 2305; 2320; BRT23-100; CPRT23-100; G23-102; T-7			
Drive	T7163		6835
FELDMANN			
35-SR			
Belt; W/B. & S. 3 1/2 H.P. Eng.; W/24" Belt O.C.	1320		6824
Belt; W/B. & S. 3 1/2 H.P. Eng.; W/26" Belt O.C.	S78		6826

Lawn & Garden Equipment

Belts for Tillers

Application	OEM No.	Standard Belts	Premium Belts
FELDMANN - Continued			
35-SR - Continued			
Belt; W/B. & S. 3 1/2 H.P. Eng.; W/28" Belt			
O.C.		6828	
Belt; W/Tecumseh 3 1/2 H.P. Eng.S79			6828
52-SR			
Belt; W/B. & S. 5 H.P. Eng.T55		6833	
Belt; W/Tecumseh 5 H.P. Eng.T54			6820
63147			
Drive	1371	6828	
Reverse	1597		6725
65000; 65158; 65259			
Drive	1371	6828	
Reverse	1384		6826
72335; 72335B; 83335; 83355			
Belt	1434	6728	
Jiffy 35S			
Drive		6828	
Jiffy 35SR			
Forward		6828	
Reverse			6825
Jiffy 45S; Jiffy 51S			
Drive		6828	
Jiffy 52SR			
Forward	1235	6833	
Reverse	1234		6820
Jiffy 61S			
Drive		6828	
FIRESTONE			
08-08-303-7			
Drive	7540103	6827	
08-08-500-5			
Forward	7540154	6837	
Reverse	7540189		6844
08-08-501-3			
Forward	7540107	6830	
Reverse	7540106		6825
08-08-502-1			
Trans.	7540158	6935	
08-08-504-8			
Tine	7540192	6834	
08-08-550-1			
Forward	7540154	6837	
Reverse	7540155		6509BR
422-3-100			
Drive	7540103	6827	
422-3-255			
Forward	7540107	6830	
Reverse	7540106		6825
422-3-360			
Forward	7540166	6962	
Reverse	7540146		6833
422-5-100			
Belt	7540196	6830	
422-5-360			
Forward	7540154	6837	
Reverse	7540189		6844
422-5-375			
Forward	7540190	6839	
Reverse	7540189		6844
422-5-385			
Tine	7540192	6834	
422-5-525			
Forward	7540107	6830	
Reverse	7540106		6825
Supreme 08-08-500-5			
Forward	7540121	6831	
Reverse	7540146		6833

Application	OEM No.	Standard Belts	Premium Belts
FLO-MOW			
Flow-Mow 24			
Forward			6837
Reverse			6731
MIT-4			
Forward			6835
MIT-5			
Forward			6837
Reverse			6731
MIT-6			
Forward			6838
Reverse			6731
FORD			
09GN-1005			
Forward	2435		6837
Reverse			6739
09GN-1013			
Belt	9304		6829
09GN-1023			
Forward	1110		6835
Reverse	6163		6737
09GN-1105			
Belt	36019		6720
09GN-1114			
Traction	200555		6746
09GN-1182			
Traction	240684		6746
09GN-1183			
Traction	234594		6950
09GN-3639; 09GN-3672; 09GN-3695			
Secondary			6840
9607425			
Traction	234594		6950
9607426			
Traction	240684		6746
9607447			
Secondary			6840
RT5			
Forward	1110		6835
Reverse	6163		6737
RTC5			
Traction	382069304		6829
GAMBLE SKOGMO			
37-6042			
Reverse	511193		6733
210-405A			
Drive	7540224		6926
Variable Speed	7540221		6952
210-408A; 210-409A			
Drive	7540221		6952
Variable Speed	7540220		6927
214-310			
Belt	7540190		6839
219-380A			
Forward	7540154		6837
219-385A			
Forward	7540154		6837
Reverse	7540201		6841
219-405A			
Drive	7540224		6926
Variable Speed	7540221		6952
219-408A			
Drive	7540221		6952
Variable Speed	7540220		6927
556			
Forward	2435		6837
Reverse			6739

Belts for Tillers

Application	OEM No.	Standard Belts	Premium Belts
GAMBLE SKOGMO - Continued			
6020A			
Reverse	51193		6733
6051A; 6051B			
Drive	7540154		6837
Reverse	7540155		6509BR
9077A			
Belt	7540103		6827
9081A			
Reverse	64T34		6731
9082A; 9082B; 9083A; 9083B; 9083C; 9083D			
Drive	7540104		6832
Reverse	7540103		6827
9083E			
Drive	7540121		6831
Reverse	7540146		6833
9084A; 9084B; 9084C			
Drive	7540106		6825
Reverse	7540107		6830
9088A			
Reverse			6739
50014			
Forward	511192	2330	6833
Reverse	511193		6733
500270			
Belt	515332		6826
500426; 500427			
Forward	511192	2330	6833
Reverse	511193		6733
FS42-6051A; FS42-6051B; FS42-6081B			
Forward	7540154		6837
Reverse	7540155		6509BR
FS42-6110B			
Belt	7540158		6935
FS59-6019-6B; FS59-6019-6C; FS59-6019-6D; FS59-6020-A; FS59-6020-B; FS59-6020-C; FS59-6035-A			
Forward	511192	2330	6833
Reverse	511193		6733
FS59-6035-C			
Reverse	511193		6733
FS59-6060-A; FS59-6060-C			
Reverse	513465		6735
FS59-6105-A; FS59-6105-C			
Forward	513381		6834
Reverse	513465		6735
FS59-6106-1A			
Forward	516113		6833
Reverse	516114	1275	
FS59-6106-C			
Forward	516113		6833
Reverse	516747		6727
FS59-6179-A			
Forward	516113		6833
FS59-61038-A			
Belt	515332		6826
GARDEN STAR			
8030D			
Belt	6833		6013
GILSON			
10-120-09			
Belt	1110		6835
10-150-06I; 10-152-06; 10-153-09; 10-154-06			
Belt	3114		6817
10-200-01C; 10-201-02V; 10-202-02D; 10-204-05DA; 10-205-01C; 10-206-02D; 10-207-02V; 10-208-05DA; 10-209-09V; 10-211-02			
Belt	1110		6835

Application	OEM No.	Standard Belts	Premium Belts
GILSON - Continued			
10-212-01; 10-213-02; 10-214-02; 10-215-02; 10-216-05; 10-217-09; 10-218-10; 10-219-10; 10-220-02			
Belt	1110		6835
10-222-01; 10-222-02			
Forward	1110		6835
Reverse	6163		6737
10-225-03			
Belt	1110		6835
10-228-05; 10-229-03			
Forward	1110		6835
Reverse	6163		6737
10-230-03			
Forward	2435		6837
Reverse			6739
10-231-04; 10-232-05			
Forward	1110		6835
Reverse	6163		6737
10-233-05			
Forward	2435		6837
Reverse			6739
10-234-04; 10-235-04; 10-236-01; 10-237-01; 10-238-02; 10-239-02			
Forward	1110		6835
Reverse	6163		6737
10-240-03			
Forward	7740		6838
Reverse	7838		6734
10-241-05			
Forward	1110		6835
Reverse	6163		6737
10-242-05			
Forward	2435		6837
Reverse			6739
10-243-01; 10-244-12; 10-245-01			
Forward	1110		6835
Reverse	6163		6737
10-246-03			
Forward	2435		6837
Reverse			6739
10-247-03; 10-248-04; 10-249-10			
Forward	1110		6835
Reverse	6163		6737
10-252-01; 10-253-02			
Belt	4052		6855
10-254-01; 10-255-02; 10-256-01; 10-257-02			
Forward	4052		6855
Reverse	4051		6731
10-259-02; 10-260-01			
Belt	4052		6855
10-261-01; 10-262-01; 10-262-02; 10-263-05; 10-264-05; 10-265-01; 10-266-01; 10-270-05; 10-271-03; 10-285-05			
Forward	4052		6855
Reverse	4051		6731
10-300-01S; 10-301-07SM; 10-302-03; 10-303-02J; 10-305-01S; 10-306-02J; 10-307-07; 10-309-03; 10-310-03; 10-313-02			
Belt	1526		6822
10-317-01; 10-318-02; 10-320-04; 10-321-04; 10-323-01; 10-324-01; 10-325-02; 10-326-02; 10-327-03; 10-328-06			
Belt	1526		6822
10-329-04; 10-330-04; 10-331-01; 10-332-01; 10-333-06; 10-334-02; 10-335-02; 10-336-01; 10-337-01; 10-341-10			
Belt	1526		6822

Belts for Tillers

Application	OEM No.	Standard Belts	Premium Belts	Application	OEM No.	Standard Belts	Premium Belts
GILSON - Continued				GILSON - Continued			
10-342-23; 10-344-03; 10-345-04; 10-346-04; 10-347-01; 10-349-01				11-291-15; 11-292-15; 11-293-15; 11-297; 11-298; 11-299			
Belt	1526		6822	Forward	9304		6829
10-350-04				Reverse	9308		6825
Belt	3660		6825	44-0315			
10-351-03; 10-352-01				Forward	1110		6835
Belt	3866		6826	Reverse	6163		6737
10-353-01; 10-354-02; 10-355-03				44-0318; 44-0462; 44-0463; 44-0464; 44-0465			
Belt	3660		6825	Forward	2435		6837
10-357-05				Reverse			6739
Belt	3866		6826	60-4023; 60-4023-A5			
10-358-12; 10-360-03; 10-361-02; 10-361-06; 10-361-22; 10-362-01; 10-364-02; 10-366-04				Forward	1110		6835
Belt	3660		6825	Reverse	6163		6737
10-366-05				94-2060-5			
Belt	3866		6826	Belt	9304		6829
10-368-01; 10-369-02				151			
Belt	3660		6825	Belt	3114		6817
10-370-05				198; 199			
Forward	1110		6835	Forward	9304		6829
Reverse	6163		6737	Reverse	9308		6825
10-371-01; 10-374-01; 10-375-01; 10-375-06; 10-376-02; 10-377-01				227			
Belt	3660		6825	Belt	1110		6835
10-396-22; 10-397-03; 10-398-06; 10-399-01				242			
Belt	1526		6822	Forward	1110		6835
10-400-01SD; 10-401-03; 10-402-03; 10-403-10V; 10-404-02JD; 10-405-02; 10-406-01SD; 10-407-02JD; 10-408-01; 10-409-03				Reverse	6163		6737
Belt	1040		6832	268; 269			
10-410-06; 10-411-06; 10-412-06; 10-413-06; 10-414-03; 10-415-06; 10-416A-03; 10-416B-03; 10-417A-03; 10-417B-03				Forward	4052		6855
Belt	1040		6832	Reverse	4051		6731
10-450-04; 10-451-01; 10-452-02; 10-453-04; 10-454-01; 10-455-05; 10-456-05				272; 273			
Forward	1110		6835	Forward	1110		6835
Reverse	6163		6737	Reverse	6163		6737
10-457-05; 10-458-05; 10-461-05				274			
Forward	2435		6837	Forward	4052		6855
Reverse			6739	Reverse	4051		6731
10-502-09UR; 10-503-05; 10-504-11UA; 10-505-12U; 10-506-09; 10-507-07; 10-508-06; 10-509-06V; 10-512-05; 10-515-01				276			
Belt	1110		6835	Belt	9304		6829
10-516-02; 10-522-05; 10-523-05; 10-524-09; 10-525-06				277			
Belt	1110		6835	Forward	9304		6829
10-530-02; 10-531-06; 10-532A-06; 10-532-06; 10-532-22; 10-533-03; 10-534-05; 10-536-06; 10-536-10; 10-537-04				Reverse	9308		6825
Forward	1110		6835	281; 282; 284; 285; 286			
Reverse	6163		6737	Belt	9304		6829
10-538-01; 10-539-05; 10-540-02; 10-541-01; 10-543-10; 10-545-25; 10-554-01				300			
Forward	1110		6835	Forward	1110		6835
Reverse	6163		6737	Reverse	6163		6737
11-276-26				311; 312; 314; 315; 316; 322; 339; 343; 348			
Belt	9304		6829	Belt	1526		6822
11-277-21				363; 378; 379			
Forward	9304		6829	Belt	3660		6825
Reverse	9308		6825	381; 382			
11-278-15; 11-281-21; 11-282-21; 11-284-19; 11-285-18; 11-286-17; 11-287-16; 11-288-15; 11-289-15; 11-290-15				Belt	1526		6822
Belt	9304		6829	393			
				Forward	4052		6855
				Reverse	4051		6731
				394			
				Belt	1526		6822
				442; 454; 500			
				Forward	1110		6835
				Reverse	6163		6737
				519; 520; 521; 528			
				Belt	1110		6835
				547; 550; 551-42304; 551-42382; 551-42475			
				Forward	1110		6835
				Reverse	6163		6737
				552			
				Forward	2435		6837
				Reverse			6739
				553			
				Forward	1110		6835

Belts for Tillers

Application	OEM No.	Standard Belts	Premium Belts	Application	OEM No.	Standard Belts	Premium Belts
GILSON - Continued				GILSON - Continued			
553 - Continued				51005			
Reverse	6163		6737	Forward	2435		6837
554				Reverse			6739
Forward	2435		6837	51006			
Reverse			6739	Belt	1526		6822
557; 558; 2025-A47; 2025-A57; 2025-A67; 2025-A77; 2025-B57				51007; 51008			
Forward	1110		6835	Forward	1110		6835
Reverse	6163		6737	Reverse	6163		6737
6290				51009			
Forward	2435		6837	Belt	3660		6825
Reverse			6739	51010			
6457-05				Forward	2435		6837
Forward	4052		6855	Reverse			6739
Reverse	4051		6731	51011; 51012; 51013			
6548-4; 6548-5				Belt	9304		6829
Forward	1110		6835	51016			
Reverse	6163		6737	Forward	1110		6835
6552-4				Reverse	6163		6737
Belt	3866		6826	51017			
6650-4; 6650-5				Forward	2435		6837
Forward	2435		6837	Reverse			6739
Reverse			6739	51018			
6652-5				Belt	1526		6822
Forward	1110		6835	51019; 51020			
Reverse	6163		6737	Forward	4052		6855
6680; 6682-4; 6683-5				Reverse	4051		6731
Forward	4052		6855	51021; 51022; 51023; 51025			
Reverse	4051		6731	Forward	1110		6835
6750-6; 6751-6				Reverse	6163		6737
Forward	1110		6835	51031			
Reverse	6163		6737	Belt	1526		6822
6752-6; 6753-6				51034; 51035			
Forward	2435		6837	Belt	9304		6829
Reverse			6739	51040; 51041			
6754-6				Forward	1110		6835
Forward	4052		6855	Reverse	6163		6737
Reverse	4051		6731	51049			
6800				Belt	1526		6822
Forward	1110		6835	51050; 51051			
Reverse	6163		6737	Forward	1110		6835
6801				Reverse	6163		6737
Forward	2435		6837	51052			
Reverse			6739	Forward	2435		6837
6802				Reverse			6739
Forward	1110		6835	51053			
Reverse	6163		6737	Belt	9304		6829
6803				51054			
Forward	2435		6837	Belt	1526		6822
Reverse			6739	51055			
6804				Forward	1110		6835
Forward	4052		6855	Reverse	6163		6737
Reverse	4051		6731	51056; 51057; 51058; 51060			
6809; 6810				Belt	9304		6829
Forward	1110		6835	51064			
Reverse	6163		6737	Forward	1110		6835
6811				Reverse	6163		6737
Forward	2435		6837	51065			
Reverse			6739	Forward	2435		6837
39007A; 50147				Reverse			6739
Forward	1110		6835	51073; 51074; 51075			
Reverse	6163		6737	Belt	27093		6847
51001				51076			
Belt	1526		6822	Forward	1110		6835
51002; 51003				Reverse	6163		6737
Forward	1110		6835	51077			
Reverse	6163		6737	Belt	3660		6825
51004				51078			
Belt	3660		6825	Belt	1526		6822

Belts for Tillers

Lawn & Garden Equipment

Application	OEM No.	Standard Belts	Premium Belts
GILSON - Continued			
51079			
Belt	3660		6825
51080			
Belt	26873	A65	
51082			
Forward	1110		6835
Reverse	6163		6737
51083			
Lower Drive	26345		6830
Upper Drive	26344		6819
51084			
Belt	1526		6822
51085			
Forward	2435		6837
Reverse			6739
51087; 51088			
Forward	1110		6835
Reverse	6163		6737
51089			
Belt	9304		6829
51090; 51092			
Forward	1110		6835
Reverse	6163		6737
51093			
Belt	9304		6829
51097; 51098			
Forward	1110		6835
Reverse	6163		6737
51100			
Belt	27093		6847
51101			
Forward	1110		6835
Reverse	6163		6737
51105			
Belt	36019		6720
51109			
Belt	9304		6829
51110			
Belt	36019		6720
51111			
Forward	1110		6835
Reverse	6163		6737
51112			
Forward	2435		6837
Reverse			6739
51113			
Belt	26873	A65	
51116			
Belt	9304		6829
51119; 51121			
Belt	3114		6817
51122			
Belt	1526		6822
51125			
Belt	36019		6720
51126			
Forward	1110		6835
Reverse	6163		6737
51127			
Belt	27093		6847
51135			
Forward	208526		6738
Reverse	208525		6725
Tine	208527		6848
51138			
Forward	208301		6833
51140			
Forward	208526		6738

Application	OEM No.	Standard Belts	Premium Belts
GILSON - Continued			
51140 - Continued			
Reverse	208525		6725
Tine	208527		6848
51142			
Forward	208301		6833
51143			
Forward	208301		6833
Reverse	208626		6727
151134			
Forward	200554		6846
Reverse	200555		6746
2029978			
Belt	9304		6829
15265150			
Belt			6839
GRAINGER, W. W.			
3Z469			
Belt	7540103		6827
3Z469B			
Forward	7540196		6830
Reverse	7540106		6825
3Z469C			
Belt	7540196		6830
3Z470			
Belt	7540166		6962
3Z470A; 3Z470B; 3Z470C; 3Z470D			
Forward	7540154		6837
Reverse	7540189		6844
3Z471			
Forward	7540154		6837
Reverse	7540155		6509BR
3Z471A; 3Z471B			
Forward	7540190		6839
Reverse	7540189		6844
3Z502A			
Forward	7540154		6837
Reverse	7540201		6841
3Z502C			
Belt	7540190		6839
3Z642; 3Z642A; 3Z642C			
Drive	7540216		6729
3Z643; 3Z643A			
Drive	7540220		6927
Variable Speed	7540221		6952
3Z644			
Drive	7540233		6821
Variable Speed	7540231		6828
3Z885A			
Belt; W/43" Belt O.C.	7540109		6843
Belt; W/54" Belt O.C.	7540195		6854
31295			
Forward	1110		6835
Reverse	6163		6737
32309			
Forward	2435		6837
Reverse			6739
51032			
Forward	1110		6835
Reverse	6163		6737
51033			
Forward	2435		6837
Reverse			6739
HABAN			
Power Trac V			
Forward	10467		6852
Reverse	10371		6843

Belts for Tillers

Application	OEM No.	Standard Belts	Premium Belts
HAWN ECLIPSE			
7801; 7802; 7803			
Forward	1362P		6720
Reverse	1362P		6720
7804; 7810; 7901; 7902; 7903			
Forward	308500		6720
Reverse	308500		6720
8000; 8001			
Forward	1362P		6720
Reverse	1206P		6719
8004; 8005; 8006; 8007			
Forward	1362P		6720
Reverse	1362P		6720
8200; 8250; 8251			
Forward	1362P		6720
Reverse	1206P		6719
8252; 8253; 8254; 8256; 8257; 8258			
Forward	1362P		6720
Reverse	1362P		6720
8259; 8260; 8261; 8262; 8263; 8264; 8265			
Forward	308439		6833
Reverse	308447		6832
8400; 8401; 8402			
Forward	1362P		6720
Reverse	1206P		6719
8602; 8622			
Forward	308439		6833
Reverse	308440		6831
8650; 8651; 8652			
Forward	1362P		6720
Reverse	1206P		6719
8654; 8655; 8656; 8659; 8660; 8661			
Forward	1362P		6720
Reverse	1362P		6720
8663; 8664; 8665; 8666; 8667; 8668			
Forward	308439		6833
Reverse	308440		6831
8670; 8671; 8672			
Forward	1362P		6720
Reverse	1362P		6720
8674; 8675; 8677			
Forward	308500		6720
Reverse	308500		6720
HANNIBAL MOWER			
Tom Boy H-66-TR			
Forward			6836
Reverse			6835
Tom Boy H-713-1			
Drive			6835
Tom Boy H-715-R			
Forward			6836
Reverse			6835
Tom Boy H-715R-1			
Drive			6835
Reverse			6835
HARDWARE WHOLESALERS, INC.			
211-360; 212-355; 213-360			
Forward	7540121		6831
Reverse	7540146		6833
214-200			
Forward	7540107		6830
Reverse	7540106		6825
214-310			
Belt	7540190		6839
214-360			
Forward	7540154		6837
Reverse	7540189		6844
214-381			
Forward	7540154		6837

Application	OEM No.	Standard Belts	Premium Belts
HARDWARE WHOLESALERS, INC. - Continued			
214-381 - Continued			
Reverse	7540201		6841
214-404			
Forward	7540109		6843
Reverse	7540195		6854
215-200			
Forward	7540196		6830
Reverse	7540106		6825
215-385			
Belt	7540192		6834
216-200			
Forward	7540196		6830
Reverse	7540106		6825
216-380; 216-385			
Forward	7540154		6837
Reverse	7540201		6841
217-020; 217-030			
Belt	7540216		6729
217-200			
Forward	7540196		6830
Reverse	7540106		6825
217-385			
Forward	7540154		6837
Reverse	7540201		6841
218-350; 218-360			
Forward	7540104		6832
Reverse	7540103		6827
HOMELITE			
51086			
Drive	9304		6829
R3			
Forward	174883		6834
R4C			
Drive	9304		6829
R5			
Forward	174883		6834
Reverse	118494		6734
R8			
Forward	176393		6737
Reverse	176917		6837
HOMKO			
13440000; 13440100; 13450002; 13450200;			
13460000; 13460200; 13460300; 13470100;			
13470200; 13470300			
Drive	21865		6826
13480000; 13480200; 13490000; 13490100;			
13490200			
Forward	32132		6839
Reverse	32131		6838
53433900; 53450300; 53460000; 53460100;			
53460200; 53460300			
Drive	21865		6826
53463700			
Drive	28148		6826
53464000; 53464400			
Drive	21865		6826
53470000; 53470100			
Drive	28148		6826
53470200			
Drive	21865		6826
53473000; 53473100			
Drive	28148		6826
53480000; 53490000			
Forward	32132		6839
Reverse	32131		6838

Lawn & Garden Equipment

Belts for Tillers

Lawn & Garden Equipment

Application	OEM No.	Standard Belts	Premium Belts
HONDA			
F400 Series			
Drive047765		6936
F401K2A; F401K2A2			
Drive	22431733622		6938
F500 Series			
Drive047765		6936
F501K2A1; F501K2A2			
Drive	22431733752		6939
FG400A; FG500A			
Drive	22431727013		6939
FR500			
Belt	106375		6933
FR600A; FR650A			
Drive	22431734013		6941
FR700			
Belt	103647		6936
FR750A			
Drive	22431777731		6939
FR800A			
Drive	22431770700		6945
HUFFMAN			
0948			
Forward9040B		6822
Reverse17139		6821
0949			
Forward	15954		6834
Reverse	15953		6833
2946			
Forward	BE116		6822
Reverse	BE115		6820
2947			
Forward	BE116		6822
Reverse	BE119		6821
2948			
Forward9040B		6822
Reverse17139		6821
2949			
Forward	15954		6834
Reverse	15953		6833
4946			
Forward	BE116		6822
Reverse	BE115		6820
4947			
Forward	BE116		6822
Reverse	BE119		6821
4948			
Forward9040B		6822
Reverse17139		6821
4949			
Forward	15954		6834
Reverse	15953		6833
HUSQVARNA			
550CRTH; 600CRT			
Drive	532132801		6639BR
CRT35			
Drive	532132672		6853
CRT52			
Drive; W/52" Belt O.C.	532132801		6639BR
Drive; W/53" Belt O.C.	532132672		6853
CRT61			
Drive	532132801		6639BR
CRT83			
Drive	532138399		6859
INTERNATIONAL			
526			
Belt; W/40" Belt O.C.	59004C1		6840

Application	OEM No.	Standard Belts	Premium Belts
INTERNATIONAL - Continued			
526 - Continued			
Belt; W/45" Belt O.C.	59003C1		6845
JACOBSEN			
52200			
Drive	313582		6925
52210			
Drive	314564		6829
JARI			
R			
Eng. To J.S.	R120K		6949
Traction	P120	2310	6831
JOHN DEERE			
314F			
Drive	M128825		6832
518R			
Forward	M128980		6827
Reverse	M128979		6728
820R			
Forward	AM124075		6737
Reverse	M128978		6741
JOLLYHOE			
Jollyhoe Giant			
Belt			6836
Jollyhoe Giant (Rental)			
Belt			6937
Jollyhoe King Size			
Belt			6933
Jollyhoe Std.			
Belt; W/32" Belt O.C.			6832
Belt; W/33" Belt O.C.			6933
KEITH SIMONS			
557; 51021; 51047; 51101			
Forward1110		6835
Reverse6163		6737
KUBOTA			
AT55			
Drive	SB37		6938
LAWN BOY			
2020; 2021; LRT-3			
Belt	45589		6837
LAWN CHIEF			
5-66			
Forward	10737		6831
Reverse	10737		6831
H45/4 1/2 H.P. Gardenway			
Drive	1128		6473BR
LAZY BOY			
3LBCT			
Drive	1228		6828
3MT79; 5MT79; 5MTR79			
Drive	9017		6850
5RT			
Eng. To J.S.			6849
Tine			6868
7-55T; 8-35T Master Till; 8-36T Master Till			
Drive	9017		6850
8RT			
Tine			6866
Trans.			6847
Wheel Drive			6834
8T-265 Master Till			
Drive	9017		6850

② Two Required.

Belts for Tillers

Lawn & Garden Equipment

Application	OEM No.	Standard Belts	Premium Belts
LAZY BOY - Continued			
756T Drive	1244		6850
Economizer Belt; W/3 H.P. Eng.			6828
LB5RJ J.S. To Tine	1257		6865
LT3022 Drive	1228		6828
LT5084; S26S Drive	1244		6850
T1011 Drive; W/Tecumseh 1.6 H.P. Eng.	50036	2310	6831
T3022 Drive; W/B. & S. 3 H.P. Eng.	1228	2280	6828
T5034; T5044 Forward	1244		6850
T5054 J.S. To Tine	1257		6865
T5063 Tine; W/B. & S. 5 H.P. Eng. Reverse; W/B. & S. 5 H.P. Eng. Wheel Drive; W/B. & S. 5 H.P. Eng.	60016 60018 60017	1275	6841 6825
T5074 Forward	1244		6850
Reverse	1246		6836
T8054 Eng. To Clutch Pulley; W/B. & S. 8 H.P. Eng. ... Pulley To Chain Drive; W/B. & S. 8 H.P. Eng. ...	1255 1257		6847 6865
T-9 Du-O-Tiller; T-9 Master Till; TV76-3 Du-O-Tiller; TV76-3 Master Till; TV865-80 Du-O-Tiller; TV865-80 Master Till Drive			6850
W3-C3T; W3-C5T Drive	9017		6850
MANG			
91 Belt; W/45" Belt O.C. Belt; W/47" Belt O.C.	Q2808 Q2808K		②6945 ②6947
95 Belt; W/45" Belt O.C.; W/Single Belt			6945
Belt; W/45" Belt O.C.; W/Dual Belts	Q2808		②6945
Belt; W/47" Belt O.C.	Q2808K		②6947
GT Belt			6827
JR Belt; Ser. No. 792066 & Before	JR5311		6838
Belt; Ser. No. 792067 & After	JR5343		6943
JR2000 Belt; W/B. & S. 7 H.P. Eng.	5343		B40
MASSEY FERGUSON			
22S; 26S Forward	1023435M1		6834
Reverse	1023436M1		6829
MASTER TILL			
MT263; MT265 Drive	L450		6850
MT265R Forward	L450		6850
Reverse			6735
MAUSFIERES-SWITZERLAND			
215-385 Drive	7540192		6834
MAXIM			
6M50B Tine; W/B. & S. 3, 5 H.P. Eng.	359328		6850

Application	OEM No.	Standard Belts	Premium Belts
MAXIM - Continued			
Big M Heavy Duty (Garden Plow); Big M Special Tine	M35932850		6850
Commercial; Extra Heavy Duty Eng. To Chain Drive	272201		6851
GA50B Gardenall; GM50B Garden Master; GM50BP Garden Master Idler	320359328		6850
M530B; M550B Tine; W/B. & S. 3, 5 H.P. Eng.	359328		6850
MS50B; MS50BR Idler	359328		6850
MT50B Red Max Idler	320272201		6851
PH50B Traction; W/5 H.P. Eng.	272212		6864
RM30B Drive; W/3 H.P. Eng.	272241		6837
RT50B J.S.; W/5, 8 H.P. Eng. Wheel Drive; W/5, 8 H.P. Eng.	272220 272205	2400	6828 6840
RT50B Deluxe Forward	320272213		6847
Reverse	320272214		6875
TP50B Till-N Plow Idler	320272201		6851
TP50B-R Till-N Plow Reverse			6746
Trans.; W/50" Belt O.C.	359328		6850
Trans.; W/51" Belt O.C.	272201		6851
MERRY TILLER			
7402 Belt; W/B. & S. 5 H.P. Eng. Belt; W/Tecumseh 4 H.P. Eng.	2059 2059		6850 6850
7403 Belt; W/45" Belt O.C. Belt; W/50" Belt O.C.	2313 2059		6745 6850
7412; 7460; 7480 Belt; W/B. & S. 5 H.P. Eng. Belt; W/Tecumseh 4 H.P. Eng.	2059 2059		6850 6850
7600; 7601; 7602 Belt; W/International B. & S. 5 H.P. Eng.	2278		6841
Custom 7300; Custom G78 Belt; W/Tecumseh 4 H.P. Eng.	2059		6850
Exporter G-60 Belt	2391		6836
Exporter G-61 Belt; W/International B. & S. 5 H.P. Eng.	2278		6841
Exporter G-89 Belt	2391		6836
Exporter G-91 Belt	2270		6841
Minnie 2000 Belt; W/B. & S. 2 H.P. Eng.	3292	2340	6834
Minnie 2003 Belt; W/B. & S. 3 H.P. Eng. Belt; W/Tecumseh 4 H.P. Eng.	2059 2059		6850 6850
Professional 85; Professional 88 Belt; W/45" Belt O.C. Belt; W/50" Belt O.C.	2313 2059		6745 6850
Professional 7500; Professional 7501; Professional 7502 Belt	2059		6850
Professional G-54 Belt	2031		6850
Professional G-55 Belt	1984		6845

② Two Required.

Belts for Tillers

Lawn & Garden Equipment

Application	OEM No.	Standard Belts	Premium Belts
MERRY TILLER - Continued			
Professional G-83			
Belt, W/45" Belt O.C.	1984		6845
Belt, W/B. & S. 5 H.P. Eng.; W/50" Belt O.C.	2059		6850
Belt, W/Kohler 4 H.P. Eng.; W/50" Belt O.C.	2059		6850
Belt, W/Wisconsin 4.6 H.P. Eng.; W/50" Belt O.C.	2059		6850
Scotsman 7200; Scotsman G-44-B			
Belt, W/Tecumseh 4 H.P. Eng.	2059		6850
Suburban G-15; Suburban G-19; Suburban G-20; Suburban G-25; Suburban G-26; Suburban G-31; Suburban G-32; Suburban G-38; Suburban G-39			
Forward	329		6845
Reverse	1637		6739
Suburban G-46-B			
Belt	2031		6850
Suburban G-53; Suburban G-53B; Suburban G-80			
Belt, W/Tecumseh 4 H.P. Eng.	2059		6850
Suburban G-82			
Belt, W/45" Belt O.C.	2313		6745
Belt, W/50" Belt O.C.	2059		6850
MIGHTY MAC			
324; 524			
Forward			6850
524R			
Forward			6850
Reverse			6745
822TR			
Forward	7010319		6854
Reverse	7010318		6842
824; 824RT			
Forward		②3V600	6840
Reverse; W/40" Belt O.C.			6850
Reverse; W/50" Belt O.C.			6850
MITCHELL MFG. CO.			
MTH-3; MTH-3R; MTH-4R; MTH-5R			
Forward	T6567		6837
Reverse	T6566		6731
MONO			
Mono CD-30			
Drive	G1458	2420	6842
Mono CD-50			
Drive	G1458	2420	6842
Reverse		2318	
Mono T35-BR			
Drive	G158		6831
Mono T50-BR			
Drive	G158		6831
Reverse	G608		6826
Mono TH50-BR			
Drive	G820		6832
Reverse	G1330		6835
Rocket 30CD			
Drive	G1458		6842
Reverse	G1461	2318	
Rocket 35-TR; Rocket 50-TR			
Drive	G158		6831
Rocket 50CD			
Drive	G1458		6842
Reverse	G1461	2318	
Rocket 50TH			
Drive	G820		6832
Reverse	G1330		6835
MONTGOMERY WARD			
89-1555			
Forward	40041		6840

Application	OEM No.	Standard Belts	Premium Belts
MONTGOMERY WARD - Continued			
89-1555 - Continued			
Reverse	40207		6845
1545			
Forward	1110		6835
Reverse	6163		6737
1548			
Reverse	1508		6858
1555			
Belt	27093		6847
1558			
Reverse	1508		6858
1565; 1565E; 1565F; 1565G			
Forward	1110		6835
Reverse	6163		6737
1566C			
Drive	1526		6822
1567			
Forward	1110		6835
1578B			
Drive	1526		6822
1579A			
Forward	4052		6855
Reverse	4051		6731
1580			
Forward	1110		6835
Reverse	6163		6737
1582A; 1582B			
Forward	7740		6838
Reverse	7838		6734
1589			
Forward	1110		6835
Reverse	6163		6737
1590			
Forward	2435		6837
Reverse			6739
1593			
Forward	1110		6835
Reverse	6163		6737
1595			
Forward	2435		6837
Reverse			6739
1596; 1596A			
Forward	7740		6838
Reverse	7838		6734
5030-0			
Forward	40041		6840
Reverse	40207		6845
39002B			
Drive	36019		6720
39007A; GIL1494B; GIL1545A; GIL1545B; GIL1545C; GIL1545D			
Forward	1110		6835
Reverse	6163		6737
GIL1555A			
Belt	27093		6847
Forward	1110		6835
Reverse	6163		6737
GIL1555B; GIL1555C			
Belt	27093		6847
GIL1565E; GIL1565F; GIL1565G			
Forward	1110		6835
Reverse	6163		6737
GIL1566C			
Forward	1526		6822
GIL1567A; GIL1567AB			
Forward	1110		6835
GIL1575			
Lower Drive	26345		6830

② Two Required.

Belts for Tillers

Application	OEM No.	Standard Belts	Premium Belts
MONTGOMERY WARD - Continued			
GIL1575 - Continued			
Upper Drive	26344		6819
GIL1578A; GIL1578B			
Forward	1526		6822
GIL1579A			
Forward	4052		6855
Reverse	4051		6731
GIL1580A; GIL1580B; GIL1580C; GIL1580D; GIL1580E; GIL1580F; GIL1580G; GIL1580H; GIL1580I; GIL1580J			
Forward	1110		6835
Reverse	6163		6737
GIL1580K			
Forward	1110		6835
Reverse	6163		6737
GIL1581; GIL1581A			
Forward	1526		6822
GIL1582A; GIL1582B			
Forward	7740		6838
Reverse	7838		6734
GIL1584A; GIL1584B; GIL1584C			
Forward	1526		6822
GIL1585			
Lower Drive	26345		6830
Upper Drive	26344		6819
GIL1589A			
Forward	1110		6835
Reverse	6163		6737
GIL1590A			
Belt			6739
GIL1593A; GIL1593B; GIL1593C; GIL1593D; GIL1594A; GIL1594B			
Forward	1110		6835
Reverse	6163		6737
GIL1595E			
Belt			6739
GIL1596; GIL1596A			
Forward	7740		6838
Reverse	7838		6734
GIL1598B; GIL1599B			
Belt	1040		6832
GIL33095A; GIL33095B		3560	
Belt	12570		
GIL33498A			
Belt	214170		6858
GIL39000A; GIL39000B			
Drive	33622		6727
GIL39008A			
Traction	208526		6738
GIL39011D			
Forward	208301		6833
Reverse	208626		6727
GIL39012B			
Tine	200554		6846
Traction	200555		6746
GIL51174			
Forward	1110		6835
Reverse	6163		6737
TMO39084A			
Forward	7540109		6843
Reverse	7540190		6839
Tine	7540195		6854
TMO39000			
Drive	33622		6727
TMO39014B; TMO39014C			
Drive	7540220		6927
Variable Speed	7540221		6952

Application	OEM No.	Standard Belts	Premium Belts
MONTGOMERY WARD - Continued			
TMO39023; TMO39023A; TMO39023B; TMO39023C			
Tine	7540190		6839
TMO39025; TMO39025A			
Forward	7540154		6837
Reverse	7540201		6841
TMO39031			
Drive	208301		6833
TMO39032A			
Traction	200555		6746
TMO39080A			
Drive; W/37" Belt O.C.	7540255		6837
Drive; W/44" Belt O.C.	7540189		6844
TMO39083A			
Forward	7540109		6843
Reverse	7540190		6839
Tine	7540195		6854
TMO39085A; TMO39085B; TMO39086A			
Tine	7540325		6857
TMO39097; TMO39097A			
Belt; W/43" Belt O.C.	7540109		6843
Belt; W/54" Belt O.C.	7540195		6854
TMO39103; TMO39103A; TMO39103B; TMO39103C			
Eng. To Variator	7540220		6927
Variator To Trans.	7540268		6951
TMO219310			
Belt; W/39" Belt O.C.	7540190		6839
Belt; W/44" Belt O.C.	7540189		6844
TMO218355088			
Drive; W/37" Belt O.C.	7540255		6837
Drive; W/44" Belt O.C.	7540189		6844
MOTO-MOWER			
26-500; 61-501; 61-502; 1900-10; Deluxe 500; Deluxe 501; Deluxe 502			
Belt; W/29" Belt O.C.	1016174		6829
Belt; W/34" Belt O.C.	1016169		6834
MTD GOLD			
21A45M5004			
Drive	9540434		6858
MTD PRODUCTS, INC.			
9-5204			
Drive	7540216		6729
9-5208			
Drive	7540190		6839
21-4620; 21-4621			
Forward	7540104		6832
Reverse	7540103		6827
21A035			
Drive	9540216		6729
21A213			
Forward	7540107		6830
Reverse	7540106		6825
21A214; 21A215			
Forward	7540104		6832
Reverse	7540103		6827
21A217			
Forward	7540107		6830
Reverse	7540106		6825
21A340			
Drive	9540428		6842
21A390			
Forward	9540428		6842
Reverse	9540429		6746
21A410; 21A410A; 21A420; 21A422B			
Drive	9540438		6851

Lawn & Garden Equipment

Belts for Tillers

Lawn & Garden Equipment

Application	OEM No.	Standard Belts	Premium Belts
MTD PRODUCTS, INC. - Continued			
21A430; 21A447; 21A448; 21A452B; 21A456B; 21A457A; 21A457B; 21A458B	9540434		6858
Drive			
100-129			
Belt	7540103		6827
200-027			
Forward	7540107		6830
Reverse	7540106		6825
210-030A			
Drive	7540216		6729
210-100			
Belt	7540103		6827
210-100A			
Belt	7540196		6830
210-200; 210-250			
Forward	7540107		6830
Reverse	7540106		6825
210-300A; 210-320A			
Drive	7540190		6839
210-350; 210-352			
Forward	7540121		6831
Reverse	7540146		6833
210-355A			
Forward	7540154		6837
Reverse	7540189		6844
210-360			
Forward	7540121		6831
Reverse	7540146		6833
210-385A			
Forward	7540154		6837
Reverse	7540201		6841
210-386A			
Eng. To Variator	7540232		6820
Variator To Drive	7540231		6828
210-388; 210-388A			
Belt; W/21" Belt O.C.	7540233		6821
Belt; W/28" Belt O.C.	7540231		6828
210-405; 210-405A			
Eng. To Variator	7540224		6926
Variator To Drive	7540221		6952
210-408; 210-408A; 210-409; 210-409A			
Belt; W/27" Belt O.C.	7540220		6927
Belt; W/52" Belt O.C.	7540221		6952
211-030A			
Drive	7540216		6729
211-100			
Belt	7540103		6827
211-200; 211-255			
Forward	7540107		6830
Reverse	7540106		6825
211-300A; 211-320A			
Drive	7540190		6839
211-355			
Forward	7540121		6831
Reverse	7540146		6833
211-355A			
Forward	7540154		6837
Reverse	7540189		6844
211-360			
Forward	7540121		6831
Reverse	7540146		6833
211-365; 211-370			
Belt; W/35" Belt O.C.	7540158		6935
Belt; W/37" Belt O.C.	7540154		6837
Belt; W/40" Belt O.C.	7540155		6509BR
211-375; 211-380			
Eng. To Variator	7540157		6928
Variator To Trans.	7540158		6935

Application	OEM No.	Standard Belts	Premium Belts
MTD PRODUCTS, INC. - Continued			
211-381; 211-385A			
Forward	7540154		6837
Reverse	7540201		6841
211-386A; 211-388; 211-388A			
Eng. To Variator	7540232		6820
Variator To Drive	7540231		6828
211-405A; 211-408A			
Eng. To Variator	7540224		6926
Variator To Drive	7540221		6952
212-030			
Drive	7540216		6729
212-100			
Belt	7540103		6827
212-200; 212-255			
Forward	7540107		6830
Reverse	7540106		6825
212-300			
Drive	7540190		6839
212-355			
Forward; W/31" Belt O.C.	7540121		6831
Forward; W/37" Belt O.C.	7540154		6837
Reverse; W/33" Belt O.C.	7540146		6833
Reverse; W/44" Belt O.C.	7540189		6844
212-360			
Forward	7540121		6831
Reverse	7540146		6833
212-365; 212-370			
Belt; W/35" Belt O.C.	7540158		6935
Belt; W/37" Belt O.C.	7540154		6837
Belt; W/40" Belt O.C.	7540155		6509BR
212-375			
Belt; W/39" Belt O.C.	7540190		6839
Belt; W/44" Belt O.C.	7540189		6844
Eng. To Variator	7540157		6928
Variator To Trans.	7540158		6935
212-380			
Eng. To Variator	7540157		6928
Variator To Trans.	7540158		6935
212-381			
Forward	7540154		6837
Reverse	7540201		6841
212-386			
Forward	7540254		6819
Reverse	7540265		6829
212-405			
Eng. To Variator	7540224		6926
Variator To Drive	7540221		6952
212-410; 212-412			
Belt; W/26" Belt O.C.	7540224		6926
Belt; W/27" Belt O.C.	7540220		6927
Belt; W/51" Belt O.C.	7540268		6951
213-030			
Drive	7540216		6729
213-100			
Belt	7540103		6827
213-200; 213-225; 213-255			
Forward	7540107		6830
Reverse	7540106		6825
213-300; 213-320			
Drive	7540190		6839
213-350			
Belt; W/32" Belt O.C.	7540177	2320	6832
Belt; W/33" Belt O.C.	7540146		6833
Belt; W/62" Belt O.C.	7540166		6962
213-355			
Belt; W/32" Belt O.C.	7540177	2320	6832
Belt; W/33" Belt O.C.	7540146		6833
Belt; W/62" Belt O.C.	7540166		6962
Forward	7540154		6837
Reverse	7540189		6844

Belts for Tillers

Application	OEM No.	Standard Belts	Premium Belts	Application	OEM No.	Standard Belts	Premium Belts
MTD PRODUCTS, INC. - Continued				MTD PRODUCTS, INC. - Continued			
213-360				214-381			
Belt; W/32" Belt O.C.	7540177	2320	6832	Forward	7540154		6837
Belt; W/33" Belt O.C.	7540146		6833	Reverse	7540201		6841
Belt; W/62" Belt O.C.	7540166		6962	214-382A			
213-370; 213-375				Tine	7540192		6834
Belt; W/35" Belt O.C.	7540158		6935	214-385			
Belt; W/37" Belt O.C.	7540154		6837	Forward	7540154		6837
Belt; W/40" Belt O.C.	7540155		6509BR	Reverse	7540201		6841
213-380				214-385A			
Eng. To Variator	7540157		6928	Tine	7540192		6834
Variator To Trans.	7540158		6935	214-386			
213-381				Tine	7540146		6833
Forward	7540154		6837	214-390			
Reverse	7540201		6841	Forward	7540428		6842
213-385; 213-390A; 213-395A				Reverse	7540429		6746
Eng. To Variator	7540157		6928	214-390A; 214-395A			
Variator To Trans.	7540158		6935	Eng. To Variator	7540157		6928
213-404				Variator To Trans.	7540158		6935
Tine	7540253		6843	214-404; 214-405			
Traction	7540195		6854	Tine	7540109		6843
213-410; 213-412				Traction	7540195		6854
Belt; W/26" Belt O.C.	7540224		6926	214-406			
Belt; W/27" Belt O.C.	7540220		6927	Forward	7540109		6843
Belt; W/51" Belt O.C.	7540268		6951	Reverse	7540190		6839
214-021; 214-030; 214-031; 214-035				Tine	7540195		6854
Drive	7540216		6729	214-410			
214-100; 214-100A; 214-102; 214-104				Drive	7540438		6851
Belt	7540103		6827	214-412; 214-418			
214-200; 214-200A; 214-250; 214-254				Belt; W/26" Belt O.C.	7540224		6926
Forward	7540107		6830	Belt; W/27" Belt O.C.	7540220		6927
Reverse	7540106		6825	Belt; W/51" Belt O.C.	7540268		6951
214-255				214-420			
Forward	7540107		6830	Drive	7540438		6851
Reverse; W/25" Belt O.C.	7540106		6825	214-430; 214-447			
Reverse; W/44" Belt O.C.	7540189		6844	Drive	7540267		6859
214-255A				215-030; 215-031			
Forward	7540107		6830	Drive	7540216		6729
Reverse	7540106		6825	215-100			
214-257				Belt; W/27" Belt O.C.	7540103		6827
Forward	7540107		6830	Belt; W/30" Belt O.C.	7540196		6830
Reverse; W/25" Belt O.C.	7540106		6825	215-100A; 215-100AB2			
Reverse; W/44" Belt O.C.	7540189		6844	Belt	7540196		6830
214-300; 214-304				215-104			
Reverse	7540103		6827	Belt; W/27" Belt O.C.	7540103		6827
Forward	7540104		6832	Belt; W/30" Belt O.C.	7540196		6830
214-310; 214-320				215-200; 215-200A; 215-200AB2			
Drive	7540190		6839	Forward	7540196		6830
214-340				Reverse	7540106		6825
Drive	7540428		6842	215-204; 215-250; 215-254; 215-255			
214-350				Forward	7540107		6830
Forward	7540104		6832	Reverse	7540106		6825
Reverse	7540103		6827	215-255A; 215-255AB2			
214-350A				Forward	7540196		6830
Forward	7540154		6837	Reverse	7540106		6825
Reverse	7540189		6844	215-300; 215-304			
214-354				Forward	7540104		6832
Forward	7540104		6832	Reverse	7540103		6827
Reverse	7540103		6827	215-310; 215-320			
214-355; 214-355A; 214-360A; 214-370; 214-370A				Drive	7540190		6839
Forward	7540154		6837	215-350; 215-354			
Reverse	7540189		6844	Forward	7540104		6832
214-372				Reverse	7540103		6827
Belt; W/34" Belt O.C.	7540192		6834	215-355; 215-355A; 215-355AB2; 215-360; 215-360A; 215-360AB2; 215-370; 215-370A; 215-370AB2			
Belt; W/37" Belt O.C.	7540154		6837	Forward	7540154		6837
Belt; W/44" Belt O.C.	7540189		6844	Reverse	7540189		6844
214-375A				215-375; 215-375A			
Forward	7540154		6837	Belt; W/39" Belt O.C.	7540190		6839
Reverse	7540189		6844				
214-380A							
Tine	7540192		6834				

Belts for Tillers

Application	OEM No.	Standard Belts	Premium Belts
MTD PRODUCTS, INC. - Continued			
215-375; 215-375A - Continued			
Belt, W/44" Belt O.C.	7540189		6844
215-381			
Forward	7540154	6837	
Reverse	7540201	6841	
215-382; 215-382A; 215-385; 215-385A			
Tine	7540192	6834	
215-386			
Forward	7540254	6819	
Reverse	7540265	6829	
215-390; 215-390A; 215-395; 215-395A			
Eng. To Variator	7540157	6928	
Variator To Trans.	7540158	6935	
215-402			
Tine	7540109	6843	
Traction	7540195	6854	
215-403			
Belt, W/42" Belt O.C.	7540207	6842	
Belt, W/54" Belt O.C.	7540195	6854	
215-404; 215-405			
Tine	7540109	6843	
Traction	7540195	6854	
215-406			
Forward	7540109	6843	
Reverse	7540190	6839	
Tine	7540195	6854	
215-412; 215-418			
Belt, W/26" Belt O.C.	7540224	6926	
Belt, W/27" Belt O.C.	7540220	6927	
Belt, W/51" Belt O.C.	7540268	6951	
216-030; 216-031			
Drive	7540216	6729	
216-100			
Belt	7540103	6827	
216-100A			
Belt	7540196	6830	
216-104			
Belt	7540103	6827	
216-200			
Forward	7540107	6830	
Reverse	7540106	6825	
216-200A			
Forward	7540196	6830	
Reverse	7540106	6825	
216-204; 216-250; 216-254			
Forward	7540107	6830	
Reverse	7540106	6825	
216-300; 216-304			
Reverse	7540103	6827	
Forward	7540104	6832	
216-310; 216-320			
Drive	7540190	6839	
216-350; 216-354			
Forward	7540104	6832	
Reverse	7540103	6827	
216-355A			
Forward	7540154	6837	
Reverse	7540189	6844	
216-360			
Forward	7540104	6832	
Reverse	7540103	6827	
216-360A; 216-370A			
Forward	7540154	6837	
Reverse	7540189	6844	
216-375; 216-375A			
Belt, W/39" Belt O.C.	7540190	6839	
Belt, W/44" Belt O.C.	7540189	6844	

Application	OEM No.	Standard Belts	Premium Belts
MTD PRODUCTS, INC. - Continued			
216-380; 216-380A; 216-381; 216-382; 216-382A; 216-385; 216-385A			
Forward	7540154		6837
Reverse	7540201		6841
216-386			
Belt, W/59" Belt O.C.	7540245		6859
Belt, W/29" Belt O.C.	7540265		6829
216-390A; 216-395A			
Eng. To Variator	7540157		6928
Variator To Trans.	7540158		6935
216-402			
Belt, W/54" Belt O.C.	7540195		6854
Belt, W/43" Belt O.C.	7540109		6843
216-403; 216-404; 216-405; 216-406			
Forward	7540109		6843
Reverse	7540190		6839
Tine	7540195		6854
216-412; 216-418			
Belt, W/26" Belt O.C.	7540224		6926
Belt, W/27" Belt O.C.	7540220		6927
Belt, W/51" Belt O.C.	7540268		6951
216-420; 216-430			
Belt	7540325		6857
217-020			
Belt, W/29" Belt O.C.	7540216		6729
Belt, W/79" Belt O.C.	7540217		6979
217-020A; 217-030A			
Belt	7540196		6830
217-031			
Drive	7540216		6729
217-100			
Belt, W/27" Belt O.C.	7540103		6827
Belt, W/30" Belt O.C.	7540196		6830
217-100A			
Belt	7540196		6830
217-200			
Forward	7540107		6830
Reverse	7540106		6825
217-200A			
Forward	7540196		6830
Reverse	7540106		6825
217-250			
Forward	7540107		6830
Reverse	7540106		6825
217-300			
Forward	7540104		6832
Reverse	7540103		6827
217-310; 217-320			
Drive	7540190		6839
217-350			
Forward, W/32" Belt O.C.	7540104		6832
Forward, W/37" Belt O.C.	7540154		6837
Reverse, W/27" Belt O.C.	7540103		6827
Reverse, W/44" Belt O.C.	7540189		6844
217-355A			
Forward	7540154		6837
Reverse	7540189		6844
217-360			
Forward	7540104		6832
Reverse	7540103		6827
217-370A			
Forward	7540154		6837
Reverse	7540189		6844
217-375			
Forward	7540154		6837
Reverse	7540190		6839
217-375A			
Belt, W/39" Belt O.C.	7540190		6839
Belt, W/44" Belt O.C.	7540189		6844

Belts for Tillers

Application	OEM No.	Standard Belts	Premium Belts	Application	OEM No.	Standard Belts	Premium Belts
MTD PRODUCTS, INC. - Continued				MTD PRODUCTS, INC. - Continued			
217-380A; 217-381; 217-385A				218-381 - Continued			
Forward	7540154		6837	Drive; W/42" Belt O.C.	7540207		6842
Reverse	7540201		6841	218-385; 218-385A			
217-390A; 217-395; 217-395A				Forward	7540154		6837
Eng. To Variator	7540157		6928	Reverse	7540201		6841
Variator To Trans.	7540158		6935	218-386A; 218-388A			
217-402				Eng. To Variator	7540232		6820
Belt; W/42" Belt O.C.	7540207		6842	Variator To Drive	7540231		6828
Belt; W/54" Belt O.C.	7540195		6854	218-402			
217-403				Belt; W/42" Belt O.C.	7540207		6842
Forward	7540109		6843	Belt; W/54" Belt O.C.	7540195		6854
Reverse	7540190		6839	218-403			
Tine	7540195		6854	Drive; W/39" Belt O.C.	7540190		6839
217-404; 217-405				Drive; W/43" Belt O.C.	7540109		6843
Tine	7540109		6843	218-040A; 218-405			
Traction	7540195		6854	Tine	7540109		6843
217-406				Traction	7540195		6854
Forward	7540109		6843	218-405A			
Reverse	7540190		6839	Eng. To Variator	7540224		6926
Tine	7540195		6854	Variator To Drive	7540221		6952
217-408; 217-408A				218-406			
Belt; W/27" Belt O.C.	7540220		6927	Drive; W/39" Belt O.C.	7540190		6839
Belt; W/52" Belt O.C.	7540221		6952	Drive; W/43" Belt O.C.	7540109		6843
217-412				Reverse	7540131		6671BR
Belt; W/26" Belt O.C.	7540224		6926	218-408; 218-408A			
Belt; W/27" Belt O.C.	7540220		6927	Belt; W/27" Belt O.C.	7540220		6927
Belt; W/51" Belt O.C.	7540268		6951	Belt; W/52" Belt O.C.	7540221		6952
217-420; 217-430				218-430			
Belt	7540325		6857	Belt	7540325		6857
218-020A				219-030A			
Belt	7540196		6830	Drive	7540216		6729
218-030				219-100; 219-100A			
Drive	7540216		6729	Belt	7540196		6830
218-030A				219-200; 219-250			
Belt	7540196		6830	Forward	7540107		6830
218-031				Reverse	7540106		6825
Drive	7540216		6729	219-310; 219-320			
218-100				Drive	7540190		6839
Belt	7540103		6827	219-350			
218-100A				Forward	7540103		6827
Belt	7540196		6830	Reverse	7540121		6831
218-200; 218-250; 218-255				219-355; 219-355A			
Forward	7540107		6830	Forward	7540154		6837
Reverse	7540106		6825	Reverse	7540189		6844
218-300				219-360			
Forward	7540104		6832	Forward	7540121		6831
Reverse	7540103		6827	Reverse	7540103		6827
218-310				219-380; 219-380A; 219-381; 219-385; 219-385A			
Drive	7540190		6839	Forward	7540154		6837
218-350				Reverse	7540201		6841
Forward	7540104		6832	219-386A			
Reverse	7540103		6827	Belt; W/20" Belt O.C.	7540232		6820
218-355; 218-355A				Belt; W/21" Belt O.C.	7540233		6821
Forward	7540154		6837	219-388A			
Reverse	7540189		6844	Belt; W/21" Belt O.C.	7540233		6821
218-360; 218-361				Belt; W/28" Belt O.C.	7540231		6828
Forward	7540104		6832	219-405			
Reverse	7540103		6827	Eng. To Variator	7540224		6926
218-370A				Tine	7540109		6843
Forward	7540154		6837	Traction	7540195		6854
Reverse	7540189		6844	Variator To Drive	7540221		6952
218-375A				219-405A			
Belt; W/39" Belt O.C.	7540190		6839	Eng. To Variator	7540224		6926
Belt; W/44" Belt O.C.	7540189		6844	Variator To Drive	7540221		6952
218-380A				219-406			
Forward	7540154		6837	Tine	7540109		6843
Reverse	7540189		6844	Traction	7540195		6854
218-381				219-408; 219-408A			
Drive; W/37" Belt O.C.	7540154		6837	Belt; W/27" Belt O.C.	7540220		6927

Lawn & Garden Equipment

Belts for Tillers

Application	OEM No.	Standard Belts	Premium Belts	Application	OEM No.	Standard Belts	Premium Belts
MTD PRODUCTS, INC. - Continued				MTD PRODUCTS, INC. - Continued			
219-408; 219-408A - Continued				2010A57			
Belt, W/52" Belt O.C.	7540221		6952	Belt	7540154		6837
219-430				5033-41			
Belt, W/57" Belt O.C.	7540325		6857	Drive	7540216		6729
223-0831				5053-41			
Forward	7540154		6837	Tine	7540109		6843
Reverse	7540201		6841	Traction	7540195		6854
223-3160				5054-41			
Belt, W/39" Belt O.C.	7540190		6839	Drive	7540190		6839
Belt, W/44" Belt O.C.	7540189		6844	5083-41			
223-3271		2240		Belt, W/26" Belt O.C.	7540224		6926
Drive	7540114		6824	Belt, W/27" Belt O.C.	7540220		6927
Gen.	7540169		7355	Belt, W/51" Belt O.C.	7540268		6951
P.T.O.	7540165		6834	6423			
Trans.	7540124		6857	Belt	7540196		6830
223-3276				6424			
Belt	7540103		6827	Forward	7540154		6837
223-3277				Reverse	7540189		6844
Forward	7540104		6832	6426			
Reverse	7540103		6827	Forward	7540190		6839
223-3412				Reverse	7540189		6844
Belt	7540196		6830	6477			
223-3422				Forward	7540154		6837
Drive	7540216		6729	Reverse	7540189		6844
223-3423				50071			
Belt	7540196		6830	Belt	7540196		6830
223-3424				50401			
Forward	7540154		6837	Forward	7540107		6830
Reverse	7540189		6844	Reverse	7540106		6825
223-7930; 223-7931				50411			
Forward	7540154		6837	Forward	7540121		6831
Reverse	7540201		6841	Reverse	7540146		6833
223-8430				50421			
Drive	7540216		6729	Forward	7540154		6837
223-8431				Reverse	7540155		6509BR
Tine	7540192		6834	50497			
223-8432				Forward	7540154		6837
Tine	7540109		6843	Reverse	7540201		6841
Traction	7540195		6854	50498; 50499			
250-129				Forward	7540154		6837
Forward	7540107		6830	Reverse	7540189		6844
Reverse	7540106		6825	50633			
310-100A				Drive	7540216		6729
Drive	7540223		6736	50634			
310-230A; 310-430A				Drive	7540190		6839
Drive	7540205		6673BR	50635			
310-860A; 310-960A				Forward	7540154		6837
Blower	7540194		6845	Reverse	7540201		6841
Traction	7540131		6671BR	50636			
643-0905				Tine	7540109		6843
Belt	7540103		6827	Traction	7540195		6854
643-0906; 643-0908; 643-0909				50771; 50772			
Forward	7540107		6830	Drive	7540216		6729
Reverse	7540106		6825	50773			
643-910				Drive	7540190		6839
Forward	7540121		6831	50777; 50781; 50888			
Reverse	7540104		6832	Forward	7540154		6837
643-2194				Reverse	7540201		6841
Forward	7540166		6962	T1006			
Reverse	7540146		6833	Belt	7540196		6830
643-2196				T3350; T3355; T3556; T3558; T3559			
Forward	7540196		6830	Forward	7540154		6837
Reverse	7540106		6825	Reverse	7540189		6844
643-2197				Z2005			
Forward	7540154		6837	Forward	7540196		6830
Reverse	7540189		6844	Reverse	7540106		6825
2002A88				Z3554; Z3555; Z3556			
Drive	7540190		6839	Forward	7540154		6837

Belts for Tillers

Application	OEM No.	Standard Belts	Premium Belts
MTD PRODUCTS, INC. - Continued			
Z3554; Z3555; Z3556 - Continued			
Reverse	7540189		6844
Z3586			
Forward	7540154		6837
Reverse	7540201		6841
MURRAY			
0-1000			
Trans.	75370		6726
1-13020; 4-13051			
Forward	37X28		6848
Reverse	37X29		6739
4-13450			
Belt	37X32		6845
5-10030			
Tine	37X28		6848
5-13051			
Forward	37X28		6848
Reverse	37X29		6739
6-1200			
Belt	75121		6848
6-13051			
Forward	37X28		6848
Reverse	37X29		6739
7-1000			
Trans.	75370		6726
7-1190			
Belt	75121		6848
7-1202; 7-1203			
Forward	75121		6848
Reverse	75147		6739
7-10030			
Drive	37X46		6827
7-13051			
Forward	37X28		6848
Reverse	37X29		6739
8-1000			
Trans.	75370		6726
8-1190			
Belt	75121		6848
8-1202; 8-1203			
Forward	75121		6848
Reverse	75147		6739
9-1000			
Trans.	75370		6726
9-1190			
Belt	75121		6848
9-1202; 9-1203			
Forward	75121		6848
Reverse	75147		6739
61-0030			
Tine	37X46		6827
61-13450			
Belt	37X32		6845
63-3051			
Forward	37X28		6848
81-13020; 82-13051; 83-13051			
Forward	37X28		6848
Reverse	37X29		6739
84-13450			
Belt	37X32		6845
11500A			
Drive	1245	3240	
12000A			
Forward	1254		6849
Reverse	1257		6865
Wheel Drive			6833

Application	OEM No.	Standard Belts	Premium Belts
NEW HOLLAND			
RT-3; RT-5			
Forward	1110		6835
Reverse	6163		6737
NOMA			
2805-0000; 2805-1200			
Drive; W/38" Belt O.C.	50876		6738
Drive; W/41" Belt O.C.	50877		6741
5300-0			
Drive	8271		6827
5333-0000; 5333-0600; 5333-0700; 5333-0800;			
5333-0900; 5333-1000; 5333-1100; 5333-1200;			
5333-1300			
Drive	50876		6738
5334-0000; 5334-0600; 5335-0000; 5335-0100;			
5335-0200; 5336-0400; 5336-0500			
Drive	45216		6843
5336-0600			
Drive	45217		6839
5336-0800			
Drive	45216		6843
5336-0900; 5336-1500			
Drive	45217		6839
5343-0000; 5343-0001; 5343-0100; 5343-3000;			
5343-3700; 5343-3900; 5343-04000; 5344-0000;			
5344-3500			
Drive	21865		6826
5345-0000; 5345-0001; 5345-0200; 5345-0300;			
5345-3000; 5345-3200; 5345-3300; 5345-3500;			
5345-3600; 5345-3800			
Belt	21865		6826
5345-4300; 5345-4500; 5345-4700; 5345-4900;			
5345-5000; 5345-5100; 5345-5300			
Belt	21865		6826
5346-0000; 5346-0100; 5346-0200; 5346-0300;			
5346-0400; 5346-0500; 5346-0600; 5346-0700;			
5346-0800; 5346-1000			
Drive	21865		6826
5346-1100; 5346-1200; 5346-1400; 5346-3000;			
5346-4200; 5346-4400; 5346-4600			
Drive	21865		6826
5347-0000			
Drive	28148		6826
5347-0100			
Drive	21865		6826
5347-0200			
Drive	28148		6826
5347-0400			
Drive	21865		6826
5347-3000; 5347-3100; 5347-3300; 5347-3400;			
5347-3700			
Drive	28148		6826
5347-4000			
Drive	21865		6826
5347-4200; 5347-4400; 5347-4500; 5347-4600;			
5347-4700; 5347-4800; 5347-4900; 5347-5200;			
5347-5300; 5347-5400			
Drive	28148		6826
5347-5500; 5347-5600; 5347-5700; 5347-5800;			
5347-5801			
Drive	28148		6826
5348-0000; 5348-0100; 5348-0200; 5348-0500;			
5348-0600; 5349-0000; 5349-0100; 5349-0200;			
5349-0300; 5349-0400			
Drive; W/38" Belt O.C.	32131		6838
Drive; W/39" Belt O.C.	32132		6839

Lawn & Garden Equipment

Belts for Tillers

Lawn & Garden Equipment

Application	OEM No.	Standard Belts	Premium Belts
NOMA - Continued			
5349-0500; 5349-0600; 5349-0700; 5349-0800; 5349-3300; 5349-4000; 5349-4100; 5349-4200			
Drive; W/38" Belt O.C.	32131		6838
Drive; W/39" Belt O.C.	32132		6839
5677-0100			
Drive	45216		6843
50401-3; 50404; 50406; 50407-3; 50409-4; 50409-5; 50414; 50416			
Drive	28165		6826
50417-1; 50417-3			
Drive	28148		6826
50417-4			
Drive	28165		6826
50417-5			
Drive	28148		6826
50417-6			
Drive	28165		6826
50429-4; 50429-6			
Drive; W/38" Belt O.C.	32131		6838
Drive; W/39" Belt O.C.	32132		6839
A2805-010; B2805-010; C2805-010			
Drive; W/38" Belt O.C.	50876		6738
Drive; W/41" Belt O.C.	50877		6741
OKLAHOMA TIRE & SUPPLY			
10-267-20			
Forward	4052		6855
Reverse	4051		6731
11-283-20			
Forward	9304		6829
47-303			
Belt	7540190		6839
47-307			
Forward	7540154		6837
Reverse	7540201		6841
47-310			
Forward	7540154		6837
Reverse	7540189		6844
210-200; 210-250; 211-200; 211-255; 212-200			
Forward	7540107		6830
Reverse	7540106		6825
212-335; 212-350; 212-355			
Forward	7540177		6832
Reverse	7540146		6833
212-375			
Reverse	7540158		6935
213-200			
Forward	7540107		6830
Reverse	7540106		6825
213-355			
Forward	7540177		6832
Reverse	7540146		6833
213-375			
Forward	7540154		6837
Reverse	7540155		6509BR
213-380			
Reverse	7540158		6935
214-200			
Forward	7540107		6830
Reverse	7540106		6825
214-355			
Forward	7540154		6837
Reverse	7540189		6844
214-375			
Forward	7540190		6839
Reverse	7540189		6844
214-385			
Belt	7540192		6834

Application	OEM No.	Standard Belts	Premium Belts
OKLAHOMA TIRE & SUPPLY - Continued			
215-355A; 215-360A			
Forward	7540154		6837
Reverse	7540189		6844
215-382A; 215-385A			
Belt	7540192		6834
216-355A; 216-360A			
Forward	7540154		6837
Reverse	7540189		6844
216-380A; 216-382A; 216-385A			
Forward	7540154		6837
Reverse	7540201		6841
216-405			
Tine	7540195		6854
Variator	7540109		6843
216-416			
Tine	7540268		6951
217-355A; 217-360A			
Forward	7540154		6837
Reverse	7540189		6844
217-380; 217-380A; 217-385; 217-385A			
Forward	7540154		6837
Reverse	7540201		6841
218-200; 218-350; 218-360			
Forward	7540104		6832
Reverse	7540103		6827
218-405			
Belt; W/26" Belt O.C.	7540224		6926
Belt; W/52" Belt O.C.	7540221		6952
218-408			
Belt; W/27" Belt O.C.	7540220		6927
Belt; W/52" Belt O.C.	7540221		6952
219-200			
Forward	7540103		6827
Reverse	7540121		6831
219-355			
Forward	7540154		6837
Reverse	7540189		6844
219-360			
Forward	7540103		6827
Reverse	7540121		6831
219-385			
Forward	7540154		6837
Reverse	7540201		6841
267; 51024			
Forward	4052		6855
Reverse	4051		6731
OLYMPIA			
MTH-3; MTH-4; MTH-5			
Belt	2350		6835
TR-3R; TR-4R; TR-5R			
Belt; W/32" Belt O.C.	1310		6732
Belt; W/37" Belt O.C.	2370		6837
OUR OWN HARDWARE			
210-200			
Forward	7540107		6830
Reverse	7540106		6825
210-320			
Belt	7540190		6839
210-350; 210-360			
Forward	7540121		6831
Reverse	7540146		6833
210-385			
Forward	7540154		6837
Reverse	7540201		6841
210-408			
Drive	7540220		6927
Variable Speed	7540221		6952

Belts for Tillers

Application	OEM No.	Standard Belts	Premium Belts	Application	OEM No.	Standard Belts	Premium Belts
OUR OWN HARDWARE - Continued				PENNEYS - Continued			
211-200; 211-255				1816 - Continued			
Forward	7540107		6830	Reverse	7540103		6827
Reverse	7540106		6825	1820			
211-360				Belt; W/32" Belt O.C.	7540104		6832
Forward	7540121		6831	Belt; W/33" Belt O.C.	7540146		6833
Reverse	7540146		6833	1826; 1826A; 1836; 1837; 1837A			
212-200; 212-255				Forward	7540104		6832
Forward	7540107		6830	Reverse	7540103		6827
Reverse	7540106		6825	1840; 1840A			
212-360				Belt; W/32" Belt O.C.	7540104		6832
Forward	7540121		6831	Forward	7540121		6831
Reverse	7540146		6833	Reverse	7540146		6833
212-375				1840B			
Belt; W/28" Belt O.C.	7540157		6928	Forward	7540121		6831
Belt; W/35" Belt O.C.	7540158		6935	Reverse	7540146		6833
213-200				1850			
Forward	7540107		6830	Eng. To Variator	7540157		6928
Reverse	7540106		6825	Variator To Trans.	7540158		6935
213-355				1860A			
Forward	7540177		6832	Belt	7540103		6827
Reverse	7540146		6833	3000			
213-375				Forward	7540177		6832
Forward	7540154		6837	Reverse	7540146		6833
Reverse	7540155		6509BR	3001-01A; 3001-32; 3001-32A; 3001-32B			
214-200				Eng. To Variator	7540157		6928
Forward	7540107		6830	Variator To Trans.	7540158		6935
Reverse	7540106		6825	3008; 3008A; 3009; 3010; 3012			
214-310				Forward	7540154		6837
Belt	7540190		6839	Reverse	7540189		6844
214-360				3013; 3013B			
Forward	7540154		6837	Forward	7540154		6837
Reverse	7540189		6844	Reverse	7540201		6841
214-382				3020			
Belt	7540192		6834	Forward	70073		6834
214-404				Reverse	248940		6733
Forward	7540109		6843	3029; 3029A; 3029B			
Reverse	7540195		6854	Forward	10738		6836
215-200				3030			
Forward	7540196		6830	Forward	70073		6834
Reverse	7540106		6825	Reverse	248940		6733
215-355				3031			
Forward	7540154		6837	Forward	70073		6834
Reverse	7540189		6844	Reverse	70074		6733
215-385				3034			
Belt	7540192		6834	Forward	7540220		6927
216-100				Reverse	7540268		6951
Belt	7540196		6830	3035			
216-355				Forward	7540109		6843
Forward	7540154		6837	Reverse	7540195		6854
Reverse	7540189		6844	3040			
216-385				Forward	10738		6836
Forward	7540154		6837	Reverse	10739		6370
Reverse	7540201		6841	3041; 3041A			
217-031				Drive; W/26" Belt O.C.	7540224		6926
Drive	7540216		6729	Drive; W/52" Belt O.C.	7540221		6952
217-310				3042			
Belt	7540190		6839	Forward	10737		6831
217-381; 218-385				Reverse	10737		6831
Forward	7540154		6837	3043			
Reverse	7540201		6841	Forward	10738		6836
218-405				3045			
Belt; W/26" Belt O.C.	7540224		6926	Forward	10737		6831
Belt; W/52" Belt O.C.	7540221		6952	Reverse	10737		6831
PENNEYS				3046; 3046A			
1806; 1806A				Drive	7540220		6927
Belt	7540103		6827	Variable Speed	7540221		6952
1816				3047			
Forward	7540104		6832	Drive	7540154		6837

Lawn & Garden Equipment

Belts for Tillers

Lawn & Garden Equipment

Application	OEM No.	Standard Belts	Premium Belts
PENNEYS - Continued			
3048			
Drive	7540220		6927
Variable Speed	7540221		6952
3050			
Forward	7540196		6830
Reverse	7540106		6825
PIONEER			
5 H.P.			
Forward		2370	
Reverse		1310	
POWER EQUIPMENT			
Tiller			
Belt	9017		6850
PRECISION VALLEY MFG. CO.			
Yellowbird			
Belt	806		6827
PROFESSIONAL HARDWARE			
216-310			
Drive	7540190		6839
216-405			
Tine	7540195		6854
Traction	7540109		6843
218-200; 218-250			
Forward	7540107		6830
Reverse	7540106		6825
218-300; 218-350; 218-360; 828-5; 829-6; 829-7; 829-8			
Forward	7540104		6832
Reverse	7540103		6827
830-6			
Belt	7540103		6827
849-8			
Forward	7540104		6832
Reverse	7540103		6827
8248-0			
Forward	7540121		6831
Reverse	7540146		6833
8248-5; 8248-6; 8248-7			
Drive	7540196		6830
8248-9			
Forward	7540103		6827
Reverse	7540121		6831
8249-1; 8249-2; 8249-3			
Forward	7540121		6831
Reverse	7540146		6833
8249-4			
Tine	7540192		6834
8249-7; 8249-8			
Drive	7540216		6729
8250-3			
Forward	7540107		6830
Reverse	7540106		6825
8250-5			
Drive	7540192		6834
8250-6; 8250-7; 8250-8			
Forward	7540154		6837
Reverse	7540201		6841
8251-0; 8251-1; 8251-2; 8251-3			
Forward	7540121		6831
Reverse	7540146		6833
8251-4; 8251-5; 8251-6; 8251-7; 8251-8			
Forward	7540154		6837
Reverse	7540189		6844
8251-9			
Forward	7540103		6827
Reverse	7540121		6831

Application	OEM No.	Standard Belts	Premium Belts
PROFESSIONAL HARDWARE - Continued			
8253-1			
Forward	7540438		6851
Reverse	7540155		6509BR
8255-2			
Reverse	7540158		6935
8256-3			
Forward	7540154		6837
Reverse	7540155		6509BR
ROOT			
CT-3; CT-4; CT-5			
Drive	12278		6848
TG 3.5; TG 5			
Drive	13370		6820
ROPER			
D300			
Drive	9179R		6739
D500; D550			
Eng. To J.S.	4833H		6841
D2110AR; D2117AR; D2117AW; D2118AR; D3000AR; D3000BR; D3000CR			
Drive	9179R		6739
D3217AR; D3218AR; D3218BR			
Drive	9180R		6841
D3611; D3611AR			
Drive	9179R		6739
D5000AR; D5211; D5211A; D5211AR; D5219AR			
Drive	9180R		6841
D5321A; D5321AR; D5500AR; D5500AT; D5500GR			
Forward	4833H		6841
Reverse	2614J		6744
D8531AR			
Drive	4897H1		6837
D9500AR			
Forward	4833H		6841
Reverse	2614J		6744
D32188R			
Drive	9180R		6841
D44135; D44135R			
Drive	1071249		6850
D44152; D44152R1			
Drive	7140R		6840
D54135R			
Drive	1071249		6850
D54252R1			
Drive	7140R		6840
D55000AT			
Drive	9180R		6841
D55006R			
Forward	4833H		6841
Reverse	2614J		6744
D84351R1; D84351RO; D84361			
Drive	4897H1		6837
DE361			
Drive	9179R		6739
DE532			
Forward	4833H		6841
Reverse	2614J		6744
DE853			
Drive	4897H1		6837
DE5320AT; DE8531A			
Forward	4833H		6841
Reverse	2614J		6744
DE36108T			
Drive	9179R		6739

Belts for Tillers

Application	OEM No.	Standard Belts	Premium Belts
ROPER - Continued			
E1228AR			
Drive	584J		6736
J5000AT; J5000BR; J5000BT; J5000CR			
Tine	9180R		6842
Trans.	102143X		6853
J5000ER			
Belt	102143X		6853
P5500DR			
Forward	26141		6745
Reverse			6841
RT150FR			
Belt	102143X		6853
TR150FR			
Drive	102143X		6853
ROTO-HOE			
148-5			
Belt			6845
148-CD			
High Speed Drive	1081		6846
Low Speed Drive	1080		6851
148-H			
Belt			6845
190CD			
Belt	1543		6847
190H			
Belt	4059		6849
220			
Belt			6843
Drive	2480		6848
904			
Forward	1400		6846
Reverse			6837
910			
Eng. To J.S.	5065		6849
Front Mount	4075		6835
J.S. To Traction; W/35 1/2" Belt O.C.			3V355
J.S. To Traction; W/33 1/2" Belt O.C.	5051		3V335
Rear Mount	4076		6865
Secondary			6961
910-2			
Eng. To J.S.	5065A		6848
990			
Drive	5065A		6848
Eng. To J.S.; W/8 H.P. Eng.			6843
Trans.	5051		3V335
990-4			
Eng. To J.S.	5065B		6844
990-5			
Eng. To J.S.	5065D		6845
Main Drive	5065B		6844
Rear Mount	1542D		6959
990ZS			
Main Drive; W/B. & S. 5 H.P. Eng.			6845
Main Drive; W/Kohler 8 H.P. Eng.			6843
SP			
High Speed Drive			6837
Low Speed Drive			6843
SPR			
Belt; W/43" Belt O.C.	2430		6843
Belt; W/54" Belt O.C.	2540		6854
ROTOTILLER			
11; 11A			
Belt	151	2333	
23			
Belt; W/34" Belt O.C.	137		6834
Belt; W/39" Belt O.C.	112		6839

Application	OEM No.	Standard Belts	Premium Belts
ROTOTILLER - Continued			
98			
Belt	28232		6826
105			
Belt	28141		6825
111			
Belt	28151	2333	
123			
Belt	28137		6834
133A			
Belt; W/34" Belt O.C.	28137		6834
Belt; W/39" Belt O.C.	28112		6839
T2			
Belt; W/33" Belt O.C.	RJ151		6833
Belt; W/37" Belt O.C.			6837
T3			
Belt; W/34" Belt O.C.; Ser. No. 2747 & After	137		6834
Belt; W/37" Belt O.C.; Ser. No. 2746 & Before ..			6837
Belt; W/38" Belt O.C.; Ser. No. 2747 & After	138		6838
Belt; W/41" Belt O.C.; Ser. No. 2746 & Before ..	RJ124		6841
SEARS ROEBUCK			
247.296650; 247.296651			
Forward	7540154		6837
Reverse	7540189		6844
247.296730; 247.296750; 247.296751			
Forward	7540154		6837
Reverse	7540201		6841
247.297650			
Forward	7540154		6837
Reverse	7540189		6844
247.297730; 247.297750			
Forward	7540154		6837
Reverse	7540201		6841
247.297780			
Drive	7540220		6927
Variable Speed	7540221		6952
247.298610; 247.298611; 247.298612; 247.298620			
Forward	7540154		6837
Reverse	7540201		6841
247.298710; 247.298711; 247.298712			
Forward	7540255		6837
Reverse	7540189		6844
247.298750			
Forward	7540154		6837
Reverse	7540201		6841
247.298760			
Drive	7540231		6828
Variable Speed	7540232		6820
247.298770			
Drive	7540224		6926
Variable Speed	7540221		6952
247.298780; 247.298790			
Drive	7540220		6927
Variable Speed	7540221		6952
247.299770; 247.299771			
Drive	7540224		6926
Variable Speed	7540221		6952
247.299780			
Drive	7540220		6927
Variable Speed	7540221		6952
247.880800; 247.880910			
Drive	7540196		6830
359.63000; 359.63001			
Drive	1108536		6927
636.299950			
Drive	08521220040		6941
785.14000; 785.14500			
Drive	509548		6829

Lawn & Garden Equipment

Belts for Tillers

Lawn & Garden Equipment

Application	OEM No.	Standard Belts	Premium Belts	Application	OEM No.	Standard Belts	Premium Belts
SEARS ROEBUCK - Continued				SEARS ROEBUCK - Continued			
785.14501				785.50770			
Drive	507750		6828	Belt; W/17" Belt O.C.			6817
785.21300				Belt; W/19" Belt O.C.			6819
Drive	J2210		6821	785.50900			
785.29905X				Drive	J2300		6830
Reverse	513857		6741	785.50901			
785.50170; 785.50200; 785.50210				Drive	STD304300		6830
Drive	J2210		6821	785.50930			
785.50300				Drive	J2410		6841
Drive	501089		6830	785.52901			
785.50302				Drive	J2300		6830
Drive	J2390		6839	785.262800			
785.50321				Drive; W/26" Belt O.C.			6826
Belt; W/17" Belt O.C.			6817	Drive; W/35" Belt O.C.	STD304350		6835
Belt; W/19" Belt O.C.			6819	Drive; W/55" Belt O.C.	513727		6855
Drive	J2300		6830	785.290020			
785.50340				Reverse	507023		6739
Drive	J2390		6839	785.290025			
785.50341				Drive	513957		6723
Belt; W/17" Belt O.C.			6817	Reverse	513857		6741
Belt; W/19" Belt O.C.			6819	785.290030			
Drive	J2300		6830	Drive	511227		6741
785.50360				785.290035			
Drive	J2300		6830	Drive	513957		6723
785.50361; 785.50370; 785.50371				785.290045; 785.290046; 785.290050;			
Belt; W/17" Belt O.C.			6817	785.290060; 785.290065			
Belt; W/19" Belt O.C.			6819	Drive	511227		6741
Drive	J2300		6830	785.290071			
785.50400; 785.50410				Reverse	513857		6741
Drive	J2300		6830	785.290075			
785.50440				Drive	511227		6741
Belt; W/17" Belt O.C.			6817	785.290245; 785.290255			
Belt; W/19" Belt O.C.			6819	Forward	511192	2330	
Drive	J2300		6830	Reverse	511193		6733
785.50450				785.291020			
Drive	STD304490		6849	Drive	513957		6723
785.50470				785.291040; 785.291050; 785.291060; 785.291070			
Drive	J2350		6835	Drive	511227		6741
785.50570				785.291250; 785.291270; 785.291350;			
Belt; W/17" Belt O.C.			6817	785.291370; 785.292050; 785.292060			
Belt; W/19" Belt O.C.			6819	Reverse	513857		6741
785.50571				785.293040			
Belt; W/17" Belt O.C.			6817	Drive	513957		6723
Belt; W/19" Belt O.C.			6819	785.293050			
Drive	J2300		6830	Reverse	513857		6741
785.50580				785.293060			
Belt; W/17" Belt O.C.			6817	Drive	513957		6723
Belt; W/19" Belt O.C.			6819	Reverse	513857		6741
785.50606; 785.50630; 785.50650; 785.50651				785.294050; 785.294060; 785.294350;			
Drive	511227		6741	785.294450; 785.295050; 785.295060;			
785.50690				785.295350; 785.296020; 785.296021; 785.296030			
Drive	J2300		6830	Reverse	513857		6741
785.50691; 785.50692				785.296160; 785.296350; 785.296351; 785.296352			
Drive	511227		6741	Reverse	513857		6741
785.50701				785.298030; 785.298031			
Forward	501089		6830	Belt	STD303390		6739
Reverse	501330		6831	785.298040; 785.298041; 785.298050; 785.298060			
785.50720; 785.50721; 785.50722; 785.50723;				Drive	511227		6741
785.50724; 785.50725; 785.50726				785.298140; 785.298150			
Drive	J2300		6830	Forward	510271		6735
785.50741				Reverse	510228		6736
Belt; W/17" Belt O.C.			6817	785.298240			
Belt; W/19" Belt O.C.			6819	Drive	STD304390		6839
785.50751; 785.50761				785.298340			
Belt; W/17" Belt O.C.			6817	Drive	511227		6741
Belt; W/19" Belt O.C.			6819	785.299030			
Drive	J2300		6830	Belt	STD303390		6739

Belts for Tillers

Lawn & Garden Equipment

Application	OEM No.	Standard Belts	Premium Belts
SEARS ROEBUCK - Continued			
785.299040			
Drive	511227		6741
785.299050			
Belt	508774		6741
Drive	511227		6741
785.299060			
Belt	508774		6741
785.299140; 785.299150		2330	
Forward	511192		
Reverse	511193		6733
785.503401			
Drive	J2300		6830
917.29481			
Drive	4897H1		6837
917.29913; 917.29915			
Drive	24732		6852
917.62401; 917.62405; 917.62406; 917.62407			
Drive	4897H1		6837
917.291480; 917.291482			
Drive	9180R		6841
917.291580			
Drive	4897H1		6837
917.292000			
Drive	9180R		6841
917.292040; 917.292041			
Drive	132801		6639BR
917.292200			
Drive	9179R		6739
917.292300; 917.292301; 917.292302; 917.292350; 917.292352; 917.292380; 917.292381; 917.292390; 917.292391; 917.292392			
Drive	9180R		6841
917.292393; 917.292394			
Drive	9180R		6841
917.292400; 917.292401; 917.292402; 917.292403; 917.292450; 917.292460			
Forward	133035		6841
Reverse	2614J		6744
917.292480; 917.292481			
Drive	9180R		6841
917.292490; 917.292491; 917.292492; 917.292493			
Forward	133035		6841
Reverse	2614J		6744
917.292560; 917.292580			
Drive	4897H1		6837
917.293180			
Drive	132801		6639BR
917.293200			
Drive	132672		6853
917.293202; 917.293300; 917.293310; 917.293320			
Drive	132801		6639BR
917.293340			
Drive	138399		6859
917.293400; 917.293480; 917.293482; 917.293483; 917.293484; 917.293490; 917.293491; 917.293492; 917.293493			
Drive	132801		6639BR
917.293560; 917.293570; 917.293580			
Drive	4897H1		6837
917.293650; 917.293970; 917.294250; 917.294260; 917.294270; 917.294480; 917.294481; 917.294482; 917.294483			
Drive	132801		6639BR
917.294560; 917.294561; 917.294580			
Drive	4897H1		6837
917.295350; 917.295351; 917.295352; 917.295360			
Drive	9180R		6841

Application	OEM No.	Standard Belts	Premium Belts
SEARS ROEBUCK - Continued			
917.295450; 917.295451; 917.295460			
Forward	133035		6841
Reverse	2614J		6744
917.295550; 917.295551; 917.295552; 917.295553; 917.295554			
Drive	132672		6853
917.295560; 917.295561			
Drive	4897H1		6837
917.295562			
Drive	STD324370		6837
917.295580; 917.295581; 917.295582; 917.295590; 917.295591			
Drive	4897H1		6837
917.295651; 917.295652; 917.295653; 917.295660; 917.295661; 917.295670			
Drive	132801		6639BR
917.295780			
Drive	4897H1		6837
917.295850; 917.295851; 917.295852; 917.295853			
Drive	132801		6639BR
917.296540; 917.296541			
Drive	7140R		6739
917.296580			
Drive	4897H1		6837
917.297520			
Drive	9179R		6739
917.297550			
Drive	9180R		6841
917.297580			
Drive	4897H1		6837
917.298120			
Drive	584J		6736
917.298130; 917.298131; 917.298132			
Drive	9179R		6739
917.298140; 917.298141; 917.298142			
Drive	9180R		6841
917.298160; 917.298161			
Forward	4833H		6841
Reverse	2614J		6744
917.298230; 917.298231; 917.298232			
Drive	9179R		6739
917.298240; 917.298241			
Drive	9180R		6841
917.298242			
Drive	9179R		6739
917.298350; 917.298411			
Drive	9180R		6841
917.298520			
Drive	9179R		6739
917.298540; 917.298541; 917.298550; 917.298551			
Drive	9180R		6841
917.298560; 917.298570; 917.298580			
Drive	4897H1		6837
917.299151; 917.299252			
Drive	102143X		6853
917.299330; 917.299331; 917.299332; 917.299333			
Drive	9179R		6739
917.299340			
Drive	9180R		6841
917.299360			
Forward	4833H		6841
Reverse	2614J		6744
917.299362			
Forward	STD324410		6841
Reverse	2614J		6744
917.299370			
Drive	9180R		6841

Belts for Tillers

Lawn & Garden Equipment

Application	OEM No.	Standard Belts	Premium Belts
SEARS ROEBUCK - Continued			
917.299380			
Forward	4833H		6841
Reverse	2614J		6744
917.299381; 917.299382			
Forward	STD324410		6841
Reverse	2614J		6744
917.299430			
Drive	9179R		6739
917.299440; 917.299441; 917.299442			
Drive	9180R		6841
Reverse	2614J		6744
917.299450; 917.299460			
Forward	4833H		6841
Reverse	2614J		6744
917.299461			
Forward	STD324410		6841
Reverse	2614J		6744
917.299550; 917.299551; 917.299552; 917.299560			
Drive	8377J		6859
917.299570; 917.299580			
Belt, W/37" Belt O.C.	4897H1		6837
Belt, W/82" Belt O.C.	5091H		6982
917.299590; 917.299591; 917.299592			
Drive	8377J		6859
917.299640; 917.299641; 917.299642			
Traction	102143X		6853
917.299651			
Drive	9180R		6841
917.299660; 917.299661; 917.299662; 917.299680; 917.299681; 917.299682			
Drive	4376J		6849
Tine	4454J		6864
917.299760; 917.299762			
Drive	8377J		6859
SENSATION			
44S2; 46D5; 46T5			
Drive	153401		6848
SENTRY			
030-9			
Belt	7540216		6729
100-6; 100-7; 100-8			
Belt	7540103		6827
100-9			
Belt	7540196		6830
200-3			
Forward	7540107		6830
216-310			
Reverse	7540106		6825
Tine	7540190		6839
320-063			
Belt	7540190		6839
350-6			
Forward	7540104		6832
Reverse	7540103		6827
355-1; 355-2			
Forward	7540121		6831
Reverse	7540146		6833
355-3			
Forward	7540177		6832
Reverse	7540146		6833
355-4; 355-5; 355-6; 355-7; 355-8; 355-9; 355-063			
Forward	7540154		6837
Reverse	7540189		6844
380-3			
Belt, W/35" Belt O.C.	7540158		6935
380-4; 385-4			
Belt	7540192		6834

Application	OEM No.	Standard Belts	Premium Belts
SENTRY - Continued			
385-6; 385-7; 385-8; 385-9; 385-063			
Forward	7540154		6837
Reverse	7540201		6841
SIMPLICITY			
073			
Drive	174883		6834
107; 233			
Forward	174883		6834
Reverse	176393		6737
330			
Drive	118225		6827
336			
Drive	118312		6834
360; 411			
Drive	118225		6827
413RT			
Drive	2029748	2338	
512			
Drive	118225		6827
516RT			
Forward	2027168		6834
Reverse	2029789		6734
549			
Forward	161146		6834
Reverse	1667200		6834
552			
Drive	118312		6834
695			
Forward			6834
Reverse	1675704		6390
821RT			
Forward	2029829		6837
Reverse	2029828		6737
910			
Forward, W/34" Belt O.C.			6834
Forward, W/37" Belt O.C.	176917		6837
Reverse, W/34 1/2" Belt O.C.	1675704		6390
Reverse, W/37" Belt O.C.	176393		6737
936			
Drive	174883		6834
938; 965			
Forward	161146		6834
Reverse	1667200		6834
1600397			
Drive	174883		6834
1600400			
Forward	161146		6834
Reverse	1667200		6834
1600403			
Forward	176917		6837
Reverse	176393		6737
1690237			
Drive	118312		6834
1690238			
Forward	174883		6834
Reverse	172929		6733
1690239			
Forward	176917		6837
1690322			
Drive	1663009		6728
1690324			
Forward	174883		6834
Reverse	1667200		6834
1690803			
Traction	1671788		6746
1692876			
Drive	1716765		6825

Belts for Tillers

Application	OEM No.	Standard Belts	Premium Belts
SIMPLICITY - Continued			
1692877			
Forward	1716766		6827
Reverse	1716759		6728
1693207			
Drive	1718544		6833
1693704			
Forward	1716766		6827
Reverse	1716759		6728
1693705			
Drive	1716765		6825
1693847; 1693848			
Forward	1716766		6827
Reverse	1722144		6731
SNAPPER			
300T			
Belt, W/51" Belt O.C.	11969		6851
301T; 301TR; 401T; 401TR			
Trans.; 1976 & Older	11969		6851
Trans.; 1977 & Newer	12249		6837
500T; 501T; 501TC			
Belt, W/51" Belt O.C.	11969		6851
501TR (Plow); 501TRC (Plow)			
Secondary	12249		6837
2510; 5001			
Belt, W/51" Belt O.C.	11969		6851
B6003			
Drive	20560		6850
ICFR5004B; IR4002B; IR5003B; NIR5003B			
Drive	15403		6848
R8002B; R8002BE			
Drive	14353		6862
R-8002			
Eng. To Tine	14353		6862
Speed Reduction Kit			
Reducer To Chain Drive	12249		6837
Tiller Attachment; W/Rider Hitch Kit	12561		6854
T502B			
Drive	14353		6862
SPEIGEL			
212-355			
Forward	7540121		6831
Reverse	7540146		6833
212-370			
Forward	7540154		6837
Reverse	7540155		6509BR
212-380			
Reverse	7540158		6935
213-355			
Belt	7540166		6962
213-375			
Forward	7540154		6837
Reverse	7540155		6509BR
214-200			
Forward	7540107		6830
Reverse	7540106		6825
214-355			
Forward	7540154		6837
Reverse	7540189		6844
214-375			
Forward	7540190		6839
Reverse	7540189		6844
214-395			
Reverse	7540158		6935
216-100			
Belt	7540196		6830

Application	OEM No.	Standard Belts	Premium Belts
SPEIGEL - Continued			
216-355			
Forward	7540154		6837
Reverse	7540189		6844
216-395			
Reverse	7540158		6935
SPRINGFIELD			
60-RBBO; 60-RCBO; 60-RTC; 60-RTCR; 60R; 61-SVTR; 61-VT; 61-VTR; 61SVT; 325-R			
Forward	60R20		6833
Reverse	60R15		6734
425-R			
Forward	60R20		6833
Reverse	60R15		6734
TECO			
10-204; 10-208; 10-216			
Belt	1110		6835
10-228; 10-232			
Forward	1110		6835
Reverse	6163		6737
10-233			
Forward	2435		6837
Reverse			6739
10-241			
Forward	1110		6835
Reverse	6163		6737
10-242			
Forward	2435		6837
Reverse			6739
10-258; 10-270			
Forward	4052		6855
Reverse	4051		6731
10-357; 10-366			
Belt	3866		6826
10-370; 10-455; 10-456			
Forward	1110		6835
Reverse	6163		6737
10-457; 10-458			
Forward	2435		6837
Reverse			6739
10-503; 10-511; 10-512; 10-515; 10-522; 10-523; 10-524; 10-525			
Belt	1110		6835
10-534; 10-539			
Forward	1110		6835
Reverse	6163		6737
6290			
Forward	2435		6837
Reverse			6739
6457			
Forward	4052		6855
Reverse	4051		6731
6548-4; 6548-5			
Forward	1110		6835
Reverse	6163		6737
6550-4; 6550-5			
Forward	2435		6837
Reverse			6739
6552-4			
Belt	3866		6826
6652-5			
Forward	1110		6835
Reverse	6163		6737
6680			
Forward	4052		6855
Reverse	4051		6731
6681-4; 6681-5			
Forward	2435		6837
Reverse			6739

Belts for Tillers

Lawn & Garden Equipment

Application	OEM No.	Standard Belts	Premium Belts	Application	OEM No.	Standard Belts	Premium Belts
TECO - Continued				TORO - Continued			
6682-4; 6683-5				58070			
Forward	4052		6855	Forward	207159		6673BR
Reverse	4051		6731	Reverse	208626		6727
6750-6				58100			
Forward	1110		6835	Forward; W/33" Belt O.C.	70354		6833
Reverse	6163		6737	Forward; W/34" Belt O.C.	70073		6834
6751-6				Reverse; W/31" Belt O.C.	70074		6733
Forward; W/35" Belt O.C.	1110		6835	Reverse; W/33" Belt O.C.	70074		6733
Forward; W/37" Belt O.C.	2435		6837	58110; 58114			
Reverse; W/37" Belt O.C.	6163		6737	Forward	70073		6834
Reverse; W/39" Belt O.C.			6739	Reverse	70074		6733
6752-6; 6753-6				58116			
Forward	2435		6837	Forward	70073		6834
Reverse			6739	Reverse	248940		6733
6754-6				58125			
Forward	4052		6855	Forward	70073		6834
Reverse	4051		6731	Reverse	70074		6733
6800				58150			
Forward	1110		6835	Tine	200554		6846
Reverse	6163		6737	Traction	200555		6746
6801				58170			
Forward	2435		6837	Belt	208527		6848
Reverse			6739	58200			
6802				Forward; W/33" Belt O.C.	70354		6833
Forward	1110		6835	Forward; W/34" Belt O.C.	70073		6834
Reverse	6163		6737	Reverse	70074		6733
6803				58210; 58215; 58220			
Forward	2435		6837	Forward	70073		6834
Reverse			6739	Reverse	70074		6733
6804				58226			
Forward	4052		6855	Drive; Ser. No. 600001 & After	263540		6834
Reverse	4051		6731	Reverse; Ser. No. 600001 & After	263550		6390
6809; 6810				58231			
Forward	1110		6835	Forward	70073		6834
Reverse	6163		6737	Reverse	70074		6733
6811				58235			
Forward	2435		6837	Forward	70073		6834
Reverse			6739	Reverse	248940		6733
TORO				58237			
073 Rotical				Drive; Ser. No. 600001 & After	263540		6834
Drive	118068		6834	Reverse; Ser. No. 600001 & After	263550		6390
107 Deluxe Rotical; 233 Super Rotical				58307; 58336			
Forward	118068		6834	Drive	282990		6828
Reverse			6736	Golfmaster			
330 Supermatic Rotical				Hydro. Pump	27140	2390	
Trans.	118225		6827	TRACTOR SUPPLY			
336 Rotical				44-0304			
Forward; W/3 H.P. Eng.	118312		6834	Forward; W/27" Belt O.C.	7540103		6827
360 Supermatic Rotical; 411 Supermatic Rotical; 512 Supermatic Rotical				Forward; W/32" Belt O.C.	7540104		6832
Trans.	118225		6827	Reverse; W/27" Belt O.C.	7540103		6827
38100; 38108; 38110; 38118				Reverse; W/31" Belt O.C.	7540121		6831
Drive	27168		6943	44-0307; 44-0308			
38121; 38122; 38123				Forward	7540104		6832
Belt; W/43" Belt O.C.	27168		6943	Reverse	7540103		6827
Belt; W/48" Belt O.C.	27191		6948	44-0315			
58000				Forward	1110		6835
Forward; W/33" Belt O.C.	70354		6833	Reverse	6163		6737
Forward; W/34" Belt O.C.	70073		6834	44-0318			
Reverse	70074		6733	Forward	2435		6837
58007				Reverse			6739
Drive	263340		6833	44-0326			
58010; 58013				Forward; W/37" Belt O.C.	7540154		6837
Forward; W/33" Belt O.C.	70354		6833	Forward; W/62" Belt O.C.	7540166		6962
Forward; W/34" Belt O.C.	70073		6834	Reverse; W/44" Belt O.C.	7540189		6844
Reverse	70074		6733	Reverse; W/62" Belt O.C.	7540166		6962
58015				44-0329			
Forward	70354		6833	Forward; W/37" Belt O.C.	7540154		6837
Reverse	248940		6733	Forward; W/39" Belt O.C.	7540190		6839
				Reverse; W/40" Belt O.C.	7540155		6509BR

Belts for Tillers

Lawn & Garden Equipment

Application	OEM No.	Standard Belts	Premium Belts
TRACTOR SUPPLY - Continued			
44-0329 - Continued			
Reverse; W/44" Belt O.C.	7540189		6844
44-0337			
Drive	7540192		6834
44-1890			
Drive; W/O Reverse	7540103		6827
Forward; W/30" Belt O.C.	7540107		6830
Forward; W/32" Belt O.C.	7540104		6832
Reverse; W/25" Belt O.C.	7540106		6825
Reverse; W/27" Belt O.C.	7540103		6827
212-370			
Forward	7540154		6837
Reverse	7540155		6509BR
213-355			
Forward	7540177		6832
Reverse	7540146		6833
213-375			
Forward	7540154		6837
Reverse	7540155		6509BR
214-355			
Forward			6839
Reverse	7540189		6844
218-405			
Forward	7540109		6843
Tine	7540195		6854
350-131			
Forward	7540104		6832
Reverse	7540103		6827
553			
Forward	1110		6835
Reverse	6163		6737
554			
Forward	2435		6837
Reverse			6739
TROY BILT			
21A-682J; 21AE682L; 21AE686N; 0360 Horse; 682J Horse; 2215-2228 Horse III; 2308 Horse III			
Forward	9245		6540BR
5040			
Reverse	50134		6679BR
5040 Pony V			
Forward	50134		6679BR
5041			
Reverse	50134		6679BR
5041 Pony V			
Forward	50134		6679BR
5150			
Reverse	50134		6679BR
5150 Pony V			
Forward	50134		6679BR
5151			
Reverse	50134		6679BR
5151 Pony V			
Forward	50134		6679BR
5411			
Reverse	50134		6679BR
5411 Pony VI			
Forward	50134		6679BR
5511			
Reverse	50134		6679BR
5511 Pony VI			
Forward	50134		6679BR
6000-8811 Horse III; 10056 Horse III; 12055 Horse; 12056 Horse; 12057 Horse; 12058 Horse; 12059 Horse			
Forward	9245		6540BR

Application	OEM No.	Standard Belts	Premium Belts
TROY BILT - Continued			
12060 Tuffy			
Forward	55037		6723
12064 Horse; 12068 Horse; 12069 Horse; 12070 Horse; 12071 Horse; 12074 Horse; 12075 Horse; 12080 Horse; 12081 Horse; 12082 Horse			
Forward	9245		6540BR
12083 Horse; 12087 Std Horse; 12087C Horse; 12088 Std Horse; 12088C Horse; 12089 Pro Horse; 12089C Horse; 12090 Pro Horse; 12090C Horse; 12153 Horse			
Forward	9245		6540BR
12155 Tuffy			
Forward	55037		6723
12168 Versatiller			
Drive	1911323		6827
12180 Bronco			
Forward	1916657		6825
Reverse	1916658		6610BR
12181 Pony; 12182 Pony; 12183 Pro Line			
Forward	1909404		6824
Reverse	1916753		6609BR
12185 Econo Horse			
Forward	1909404		6824
Reverse	9022		6722
12204 Big Red Horse			
Forward	9245		6540BR
12208 Super Tuffy			
Forward	1916657		6825
12209 Bronco; 12210 Super Bronco			
Forward	1916657		6825
Reverse	1916658		6610BR
12211 Pony; 12212 Pony			
Forward	1909404		6824
Reverse	1916753		6609BR
12217 Tuffy			
Forward	1916657		6825
15006 Junior; 15008 Pony; 15009 Pony			
Forward	20565		6824
15010 Econo Horse			
Forward	1909404		6824
Reverse	9022		6722
20458			
Forward	9201		6546BR
Reverse	9200		6722
20458 Pony I			
Forward	9201		6546BR
20459			
Forward	9201		6546BR
Reverse	9200		6722
20459 Pony I			
Forward	9201		6546BR
20460			
Forward	9201		6546BR
Reverse	9200		6722
20460 Pony I			
Forward	9201		6546BR
20461			
Forward	9201		6546BR
Reverse	9200		6722
20461 Pony I			
Forward	9201		6546BR
20462			
Forward	9201		6546BR
Reverse	9200		6722
20462 Pony I			
Forward	9201		6546BR
20463			
Forward	9201		6546BR

Belts for Tillers

Application	OEM No.	Standard Belts	Premium Belts	Application	OEM No.	Standard Belts	Premium Belts
TROY BILT - Continued				TRU-TEST			
20463 - Continued				H45 Gardenway			
Reverse	9200		6722	Drive; W/4 1/2 H.P. Eng.	1128		6473BR
20463 Pony I				TT66-5			
Forward	9201		6546BR	Forward	10737		6831
20558				Reverse	10737		6831
Forward	9201		6546BR	UNICO			
Reverse	9200		6722	10-308-08			
20558 Super Pony				Belt	1526		6822
Forward	9201		6546BR	100-015			
20559				Drive	7540103		6827
Forward	9201		6546BR	5021-71; 5021-81			
Reverse	9200		6722	Forward	7540216		6729
20559 Super Pony				5031-41			
Forward	9201		6546BR	Drive	7540192		6834
20570				5031-61			
Forward	9201		6546BR	Forward	7540154		6837
Reverse	9200		6722	Reverse	7540201		6841
20570 Pony II				5032-51			
Forward	9201		6546BR	Drive	7540192		6834
20571				5032-61			
Forward	9201		6546BR	Forward	7540154		6837
Reverse	9200		6722	Reverse	7540201		6841
20571 Pony II				5033-01 Turf-Til; 5033-81 Turf-Til; 5033-91 Turf-Til			
Forward	9201		6546BR	Forward	7540216		6729
50173; 50173 Junior II; 50204; 50204 Junior II				5041-71			
Forward	50134		6679BR	Forward	7540154		6837
Cultivator Plus				Reverse	7540201		6841
Drive	60070		6732	5050-01 Turf-Til; 5050-91 Turf-Til			
E682L Horse				Drive	7540224		6926
Forward	9245		6540BR	Variable Speed	7540221		6952
Econo Horse				5051-01 Turf-Til; 5051-41 Turf-Til; 5051-51 Turf-Til; 5051-61 Turf-Til; 5051-71 Turf-Til; 5051-81 Turf-Til; 5051-91 Turf-Til			
Forward	20565		6824	Forward	7540154		6837
Reverse	9022		6722	Reverse	7540189		6844
Gardenway H60				5052; 5052-1			
Drive; W/6 H.P. Eng.	1128		6473BR	Forward; 1971	7540121		6831
Horse; Horse I; Horse II				Reverse; 1971	7540146		6833
Drive; W/2-Speed Eng.; W/Dual Belts	11281	②	6473BR	5055; 5055-2; 5055-3; 5055-41			
Drive; W/2-Speed Eng.; W/Single Belt	1128		6473BR	Eng. To Variator	7540157		6928
Drive; W/4-Speed Eng.	9245		6540BR	Variator To Trans.	7540158		6935
Junior				5056-01 Turf-Til			
Forward; New Style; W/24" Belt O.C.	20565		6824	Forward	7540154		6837
Forward; Old Style; W/25" Belt O.C.	50161		6825	Reverse	7540201		6841
Reverse; Old Style; W/28" Belt O.C.	50134		6679BR	5056-41; 5056-51			
Junior II				Drive	7540192		6834
Forward	50134		6679BR	5056-61 Turf-Til; 5056-71 Turf-Til; 5056-81 Turf-Til; 5056-91 Turf-Til			
Pony I; Pony II				Forward	7540154		6837
Forward	9201		6546BR	Reverse	7540201		6841
Reverse	9200		6722	5057-61			
Pony III				Forward	7540196		6830
Forward	20565		6824	Reverse	7540106		6825
Reverse			6723	5058-81			
Pony IV				Forward	7540154		6837
Forward	20565		6824	Reverse	7540201		6841
Pony P-50; Pony P-51E				5059-81			
Forward	9201GD		6824	Eng. To Variator	7540232		6820
Reverse; W/22" Belt O.C.	9200GD		6822	Variator To Drive	7540231		6828
Reverse; W/27" Belt O.C.	9095		6727	5081			
Pony V				Forward	7540154		6837
Forward	20565		6824	Reverse	7540201		6841
Reverse	50134		6679BR	5081-01; 5081-71; 5081-81; 5081-91; 5082-01			
Pony VI				Turf-Til			
Reverse	50134		6679BR	Drive	7540220		6927
Roto-Ette				Variable Speed	7540221		6952
Drive	60070		6732				
Super Pony							
Forward	9201		6546BR				
Reverse	9200		6722				

② Two Required.

Belts for Tillers

Application	OEM No.	Standard Belts	Premium Belts
UNICO - Continued			
5351; 5351-0; 5351-2; 5351-3; 5351-41			
Forward	7540107		6830
Reverse	7540106		6825
5352; 5352-1			
Drive	7540103		6827
5352-01 Turf-Til			
Forward	7540196		6830
5352-2; 5352-3; 5352-41			
Drive	7540103		6827
5352-51 Turf-Til; 5352-61 Turf-Til; 5352-71 Turf-Til; 5352-81 Turf-Til; 5352-91 Turf-Til			
Forward	7540196		6830
WESTERN AUTO			
2XC2005			
Drive	7540196		6830
2XC2933			
Belt	1212		6736
2XC2935			
Belt			6827
2XC3027			
Belt	1205		6822
2XC3030; 2XC3031			
Belt	P54239		6829
2XC3033; 2XC3133			
Belt	P54242		6832
2XC3231			
Belt			6831
2XC3233; 2XC3235			
Belt			6832
2XC3327			
Belt	1205		6822
2XC3337-63			
Belt	1221		6726
2XC3339			
Belt			6842
2XC3427			
Belt	1205		6822
2XC3438			
Belt			6837
2XC3439			
Belt			6842
2XC3542; 2XC3642			
Belt			6830
2XC6685; 2XC6690			
Forward	7540121		6831
Reverse	7540146		6833
2XC32227			
Belt	1205		6822
2XF2875			
Belt			6827
2XF3139			
Belt			6873
3XC2010			
Drive; W/O Reverse	1110		6835
Forward	7540154		6837
Reverse	7540189		6844
3XC2020			
Forward	1110		6835
Reverse	6163		6737
3XC2025 (MTD)			
Forward	7540154		6837
Reverse	7540189		6844
3XC2030			
Forward	1110		6835
Reverse	6163		6737

Application	OEM No.	Standard Belts	Premium Belts
WESTERN AUTO - Continued			
3X2040			
Reverse			6739
3X2045			
Lower Drive	26345		6830
Upper Drive	26344		6819
3XC2010			
Drive; W/O Reverse	1110		6835
Forward	7540154		6837
Reverse	7540189		6844
3XC2025 (GIS)			
Forward	1110		6835
Reverse	6163		6737
3XC2025 (MTD); 3XC2035 (MTD)			
Forward	7540154		6837
Reverse	7540189		6844
3XC2036 (GIS)			
Forward	1110		6835
Reverse	6163		6737
4X5705			
Belt	55019		6833
4XC6290; 4XC6390			
Belt	3660		6825
4XC6475			
Belt	1526		6822
4XC6485			
Forward	1110		6835
Reverse	6163		6737
4XC6495			
Belt	1526		6822
4XC6496			
Belt	3660		6825
4XC6572			
Forward	1110		6835
Reverse	6163		6737
4XC6575			
Belt	1526		6822
4XC6585			
Forward	1110		6835
Reverse	6163		6737
4XC6595			
Belt	1526		6822
4XC6598; 4XC6685			
Forward	1110		6835
Reverse	6163		6737
4XC6690			
Forward	2435		6837
Reverse			6739
4XC6695			
Belt	1526		6822
4XC6698			
Forward	1110		6835
Reverse	6163		6737
4XC6699			
Belt	3660		6825
4XC6772; 4XC6790; 4XC6798; 4XC6898			
Forward	1110		6835
Reverse	6163		6737
4XC6899; 4XC6971			
Forward	2435		6837
Reverse			6739
4XC6990			
Forward	1110		6835
Reverse	6163		6737
4XC6995			
Belt	1526		6822
4XC6999; 4XC7060; 4XF6899			
Forward	2435		6837
Reverse			6739

Lawn & Garden Equipment

Belts for Tillers

Lawn & Garden Equipment

Application	OEM No.	Standard Belts	Premium Belts
WESTERN AUTO - Continued			
4XF6971			
Belt	9304		6829
4XF6995			
Drive	1526	6822	
Forward	2435	6837	
Reverse		6739	
4XF7071			
Belt	9304		6829
218-100			
Drive	7540103		6827
218-350; 218-360			
Forward	7540104	6832	
Reverse	7540103	6827	
GIS62-146			
Belt	9304		6829
GIS2000			
Belt	33622		6727
GIS2010			
Belt	1110		6835
GIS2020; GIS2025; GIS2030; GIS2035; GIS2036			
Forward	1110	6835	
Reverse	6163	6737	
GIS2040			
Forward	2435	6837	
Reverse		6739	
GIS2045			
Lower Drive	26345	6830	
Upper Drive	26344	6819	
GIS2050; GIS2055; GIS2060			
Belt	9304		6829
GIS2120A08; GIS2120A28; GIS2120A38; GIS2120A87; GIS2120A97; GIS2120B18; GIS2121A48			
Traction	200555		6746
GIS2125			
Traction	208526		6738
GIS2130A18; GIS2130A28; GIS2130A38			
Traction	200555		6746
GIS2508			
Eng. To Tiller	27093		6847
GIS6170; GIS6270			
Belt	1110		6835
GIS6290; GIS6390			
Belt	3660		6825
GIS6475; GIS6495			
Belt	1526		6822
GIS6496			
Belt	3660		6825
GIS6572			
Forward	1110	6835	
Reverse	6163	6737	
GIS6575			
Belt	1526		6822
GIS6585			
Forward	1110	6835	
Reverse	6163	6737	
GIS6595			
Belt	1526		6822
GIS6598; GIS6685			
Forward	1110	6835	
Reverse	6163	6737	
GIS6695			
Belt	1526		6822
GIS6698			
Forward	1110	6835	
Reverse	6163	6737	

Application	OEM No.	Standard Belts	Premium Belts
WESTERN AUTO - Continued			
GIS6699			
Belt	3660		6825
GIS6772; GIS6790; GIS6798; GIS6898			
Forward	1110		6835
Reverse	6163		6737
GIS6899			
Forward	2435		6837
Reverse			6739
GIS6971			
Belt	9304		6829
GIS6990			
Forward	1110		6835
Reverse	6163		6737
GIS6995			
Belt	1526		6822
GIS6998			
Forward	1110		6835
Reverse	6163		6737
GIS6999; GIS7060			
Forward	2435		6837
Reverse			6739
GIS7071			
Belt	9304		6829
MTD2002A88			
Traction	7540190		6839
MTD2002A98			
Drive; W/37" Belt O.C.	7540255		6837
Drive; W/44" Belt O.C.	7540189		6844
Tine	7540190		6839
MTD2005; MTD2005A57			
Drive	7540196		6830
MTD2010A57			
Drive	7540154		6837
MTD2022A; MTD2022A47; MTD2025A57; MTD2036; MTD2036A57			
Forward	7540154		6837
Reverse	7540189		6844
MTD2105A88			
Forward	7540255		6837
Reverse	7540189		6844
MTD3109A88; MTD3109A98			
Belt; W/39" Belt O.C.	7540190		6839
Belt; W/43" Belt O.C.	7540109		6843
Tine	7540195		6854
MTD4109A88; MTD4109A98			
Tine	7540325		6857
WHEEL HORSE			
7-1221			
Drive; W/36" Belt O.C.	9430		6836
Drive; W/39" Belt O.C.	9431		6839
7-1231; 7-1232			
Drive	9151		6990
RT666			
Drive	1526		6822
WHEELER			
WT3; WT55			
Drive	107038		6836
WHITE OUTDOOR PRODUCTS			
020			
Drive	7540425		6726
030; 031			
Drive; W/29" Belt O.C.	7540216		6729
Drive; W/39" Belt O.C.	7540190		6839
310			
Tine	7540472		6812BR

Belts for Tillers

Application	OEM No.	Standard Belts	Premium Belts
WHITE OUTDOOR PRODUCTS - Continued			
340			
Drive	7540428		6842
381			
Tine; W/37" Belt O.C.	7540154		6837
Tine; W/41" Belt O.C.	7540201		6841
390			
Forward	7540429		6746
Reverse	7540428		6842
402			
Tine	7540207		6842
403			
Forward	7540109		6843
Reverse	7540190		6839
Tine	7540195		6854
404; 405			
Tine	7540109		6843
406			
Forward	7540109		6843
Reverse	7540190		6839
Tine	7540195		6854
412			
Drive	7540268		6951
420; 430			
Drive	7540325		6857
437; 447			
Rear Tine	7540267		6859
510			
Belt	7540190		6839
560			
Forward	7540109		6843
Reverse	7540195		6854
990-049			
Forward	320005118		6830
Reverse	320005096		6825
990-052			
Drive	320020028		6834
990-105			
Tine; W/37" Belt O.C.	7540154		6837
Tine; W/41" Belt O.C.	7540201		6841
990-148			
Drive	7540220		6927
Variable Speed	7540221		6952
990-199			
Belt	7540216		6729
991-105			
Tine; W/37" Belt O.C.	7540154		6837
Tine; W/41" Belt O.C.	7540201		6841
991-148			
Drive	7540220		6927
Variable Speed	7540221		6952
991-199			
Belt	7540216		6729
992-105 (500); 994-105			
Tine; W/37" Belt O.C.	7540154		6837
Tine; W/41" Belt O.C.	7540201		6841
994-199			
Belt	7540216		6729
994-318			
Belt; W/27" Belt O.C.	7540220		6927
Belt; W/51" Belt O.C.	7540268		6951
994-319			
Belt	7540190		6839
994-377			
Belt; W/43" Belt O.C.	7540253		6843
Belt; W/54" Belt O.C.	7540195		6854
A430			
Belt	7540267		6859

Application	OEM No.	Standard Belts	Premium Belts
WHITE OUTDOOR PRODUCTS - Continued			
RB300			
Drive	9540216		6729
RB500			
Drive	9540428		6842
RB550; RB650			
Drive	9540434		6858
Roto Boss 310			
Belt	7540216		6729
Roto Boss 500			
Tine; W/37" Belt O.C.	7540154		6837
Tine; W/41" Belt O.C.	7540201		6841
Roto Boss 510			
Belt	7540190		6839
Roto Boss 530			
Drive	7540195		6854
Roto Boss 560			
Forward	7540109		6843
Reverse	7540195		6854
Roto Boss 580			
Drive	7540325		6857
Roto Boss 850			
Belt	7540220		6927
WHITE STORES			
86-59			
Forward	7540177		6832
Reverse	7540146		6833
86-61			
Forward; W/37" Belt O.C.	7540154		6837
Forward; W/39" Belt O.C.	7540190		6839
Reverse; W/40" Belt O.C.	7540155		6509BR
Reverse; W/44" Belt O.C.	7540189		6844
87-53			
Drive	7540216		6729
87-55			
Drive; W/27" Belt O.C.	7540103		6827
Drive; W/30" Belt O.C.	7540196		6830
87-59; 87-61			
Forward; W/37" Belt O.C.	7540154		6837
Forward; W/39" Belt O.C.	7540190		6839
Reverse; W/40" Belt O.C.	7540155		6509BR
Reverse; W/44" Belt O.C.	7540189		6844
87-62			
Eng. To Variator	7540157		6928
Variator To Trans.	7540158		6935
87-63			
Forward	7540154		6837
Reverse	7540201		6841
87-64			
Drive	7540192		6834
87-65			
Drive	7540232		6820
Tine	7540146		6833
Variable Speed	7540231		6828
87-67			
Drive	7540224		6926
Variable Speed	7540221		6952
87-68			
Drive	7540220		6927
Variable Speed	7540221		6952
210-100			
Drive	7540103		6827
210-350; 210-360			
Forward	7540121		6831
Reverse	7540146		6833
212-100			
Drive	7540103		6827
212-355			
Forward	7540121		6831

Belts for Tillers

Lawn & Garden Equipment

Application	OEM No.	Standard Belts	Premium Belts	Application	OEM No.	Standard Belts	Premium Belts
WHITE STORES - Continued				YARD-MAN - Continued			
212-355 - Continued				211-700			
Reverse	7540146		6833	Drive	7540190		6839
212-375				5010-0; 5010-1; 5020-0; 5020-1; 5020-4; 5030-0; 5030-1; 5030-4			
Eng. To Variator	7540157		6928	Forward	40041		6840
Variator To Trans.	7540158		6935	Reverse	40207		6845
213-100				5120-2-6; 5130-2-6			
Drive	7540103		6827	Drive	165176		6850
213-355				21030-0; 21030-1; 21030-8; 21030-9			
Forward	7540166		6962	Drive	7540216		6729
213-375				21310			
Forward	7540154		6837	Drive	7540190		6839
Reverse	7540155		6509BR	21398-1			
214-100				Forward			
Drive	7540103		6827	Reverse	7540201		6837
214-355				Reverse			
Forward	7540154		6837	21402			
Reverse	7540189		6844	Belt; W/43" Belt O.C.	7540109		6843
214-375				Belt; W/54" Belt O.C.			
Forward	7540190		6839	21404			
Reverse	7540189		6844	Belt; W/43" Belt O.C.	7540253		6843
214-385				Belt; W/54" Belt O.C.			
Drive	7540192		6834	21405-0; 21405-1; 21405-8; 21405-9			
215-100				Primary Drive			
Drive	7540103		6827	Secondary Drive	7540221		6926
215-200				21406			
Forward	7540107		6830	Belt; W/39" Belt O.C.	7540190		6839
Reverse	7540106		6825	Belt; W/43" Belt O.C.	7540109		6843
215-350				Belt; W/54" Belt O.C.			
Forward	7540104		6832	21408-0; 21408-1; 21408-8; 21408-9; 21409-0; 21409-1			
Reverse	7540103		6827	Primary Drive	7540220		6927
216-402				Secondary Drive			
Tine	7540195		6854	21412; 21418			
Variable Speed	7540207		6842	Belt; W/27" Belt O.C.	7540220		6927
YARD MACHINES				Belt; W/51" Belt O.C.			
21A-035				21700-0; 21700-01			
Drive	7540216		6729	Drive	7540190		6839
21A-340				21705-0; 21705-1; 21705-8; 21705-9			
Drive	7540428		6842	Forward	7540154		6837
21A-390				Reverse			
Forward	7540428		6842	21750-8; 21750-9			
Reverse	7540429		6746	Forward	7540154		6837
21A-410; 21A-410A; 21A-412A; 21A-422B				21755-0; 21755-1; 21755-8; 21755-9; 21755-57			
Drive	7540438		6851	Forward	7540154		6837
21A-430; 21A-457A				Reverse			
Drive	7540434		6858	21756-0; 21756-8; 21756-9			
YARD MARVEL				Primary Drive			
F & G 350; F & G 515; F & G Mini				Secondary Drive			
Drive			6828	YAZOO			
Farm & Garden				Cultivator			
Drive	2073226		6826	Tine; W/5 H.P. Eng.	205050		6850
Mini Tiller				Gardener			
Belt			6828	Belt	205034		6834
Renter				Master Gardener			
Drive	73226		②6826	Belt	205033		6833
Renters 4K; Renters 5B							
Drive	2073226		6826				
YARD-MAN							
21A-447; 21A-448A; 21A-458A							
Drive; W/58" Belt O.C.	7540434		6858				
Drive; W/59" Belt O.C.	7540267		6859				
211-031							
Drive	7540216		6729				
211-430							
Drive	7540325		6857				

② Two Required.

Belts for Lawn Equipment

Order Belts by Our Number. Manufacturers' Part Number is shown for reference only.

Lawn & Garden Equipment

Application	OEM No.	Standard Belts	Premium Belts	Application	OEM No.	Standard Belts	Premium Belts
ACE HARDWARE				ARIENS - Continued			
Edgers				Compost Grinders - Continued			
200-600; 240-600; 241-600; 242-600; 243-600; 244-595; 244-600; 245-596; 246-596; 246-600				928010			
Belt	7540142		6673BR	Belt	72062		6848
246-604; 247-600; 247-604; 248-600; 249-600				ATLAS			
Belt	7540142		6673BR	Edgers			
71359; 72774				14-2000			
Blade	7540142		6673BR	Belt			6732
AER-EZE				A10; A10F			
Aerators				Belt	1074		6829
Aerators				B10			
Drive		3470	6947	Belt; 1973			6732
AGRIMETAL				C10; C10F			
Vacuums				Belt	1074		6829
240 JD-2				ATWATER STRONG			
Blower			②6933	Blower Sweepers			
BW 300				12KP Lo-Blo; 14KPT Lo-Blo			
Blower			6944	Trans.	917		6735
BW 360				16BPT			
Blower			④6953	Belt	1615	1410	6741
Tuff Vac 5000 Gas				P.T.O. Pump			
Blower			②6942	Belt; W/28" Belt O.C.; W/25-50 H.P. Eng.	1087		3V280
Tuff Vac 5000 P.T.O.				AUTOMOTIVE ASSOCIATES			
Blower			②6949	Edgers			
AGWAY				242-600; 243-600; 244-600			
Edgers				Belt	7540142		6673BR
82-0019; 82-0024; 82-1109; 82-3100; 82-3101; 240-600; 241-600; 242-600; 243-600; 244-600				BACHTOLD BROTHERS			
Blade	7540142		6673BR	Weed Cutters			
AIRCAP				B685 Mower			
Edgers				Blade	B64		6967
618; 620; 674; 675; 676				BAKER			
Belt	16301	2310	6831	Chipper/Shredders			
B10				612			
Belt	10717		6730	Drive; Mfr. No. 9005612	3080912		6928
ALLIS-CHALMERS				912			
Compost Grinders				Drive; Mfr. No. 9007912, 9007913	3080912		6928
2024727				BEIL INDUSTRIES			
Drive	14843		6829	Cord Wood Saws			
2024730				Lil Brute			
Drive	24615		6864	Drive			②6962
AMERICAN HARDWARE				P.T.O.			②6951
Edgers				BILLY GOAT INDUSTRIES			
240-600; 241-600; 242-600; 243-600; 244-600; SSR596; SSR604				Aerators			
Belt			6731	AE401; AE401H; AE550; AE550H; AE551; AE551H			
ARIENS				Drive	360120		6843
Compost Grinders				Blowers			
928001				F902SPH; F902SPS; F1302SPH; F1802SPV			
Belt	72062		6848	Drive	440215	1290	
928002; 928003				QB1601SP			
Belt	72060		6828	Drive	830223		6834
928004				Brush Cutters			
Belt	72071		6838	BC2401H; BC2401HE; BC2401IC; BC2402H; BC2402HE; BC2403H; BC2403HEB; BC2403IC			
928005; 928007; 928008				Traction	500119		6827
Belt	72060		6828	Blade Drive	500237		6488BR

② Two Required.

④ Four Required.

Belts for Lawn Equipment

Lawn & Garden Equipment

Application	OEM No.	Standard Belts	Premium Belts	Application	OEM No.	Standard Belts	Premium Belts
BILLY GOAT INDUSTRIES - Continued				BLUEBIRD - Continued			
Power Rake/Overseeder				Lawn Combers - Continued			
CR550; CR550H; CR550HC				P18 Lawn Comber - Continued			
Drive	350207		6934	Drive; W/8 H.P. Eng.	0339		6936
OS552; OS552H; PR500; PR500H; PR550; PR550H				P185BDC; P185BFB; P185BFC; P185HDC; P185HFB; P185HFC			
Drive	350116		6936	Drive	54018		6934
Vacuums				P188BDC; P188BFB; P188BFC			
BG81SP; BG1002SP				Drive	0339		6936
Drive	800250	2320		P1800DC; P1800FB; P1800FC			
BG-10A; BG-50A; BG-60A; BG-60AI; BG-60P; BG-60PI				Drive; W/5.5 H.P. Eng.	54018		6934
Belt	800250	2320	6832	Drive; W/8 H.P. Eng.	0339		6936
KD512SP				Power Rake/Overseeder			
Drive	890586	2220		300RSC			
KV600SP; KV650SPH				Belt	0339		6936
Drive	891026	1310		300SC			
MV650SPH				Belt	0314		6827
Drive	840066	1350		410			
PB80; PB80P				Belt	0335	3350	6935
Belt; W/23" Belt O.C.	850314	2230	6823	420			
Belt; W/28" Belt O.C.	850313	2280	6828	Belt	0339		6936
TKD512SP				510			
Drive	890586	2220		Belt	0335	3350	6935
TKV650SPH				520 Power Rake			
Drive	891026	1310		Drive	0339		6936
VQ802SPH; VQ902SPH; VQ1002SP				600			
Drive	830223		6834	Belt	5028	3370	6937
BLUE GRASS				710			
Edgers				Belt; W/36" Belt O.C.	0336	3360	6936
W7-B600				Belt; W/37" Belt O.C.	0337	3370	6937
Drive	7540142		6673BR	720			
BLUEBIRD				Drive	0340		6938
Aerators				F20			
424; 530A; 742; B424; B530A; H424; H424G; H530A; H530AG; H742				Belt; W/B. & S. 5 H.P. Eng.	0399		6936
Drive	0336		6844	Belt; W/B. & S. 7 H.P. Eng.	0340		6938
H742G				F20B			
Drive	0336		6844	Drive	0334		6831
Lawn Combers				F240			
120				Drive	0340		6938
Drive	0339		6936	F400			
120B				Belt	0333		6933
Drive	0334		6831	Drive	0341		6935
140				F405			
Drive	0333		6933	Belt	0333		6933
220				F407; F460			
Drive	0340		6938	Belt	0341	3350	6935
240				PR18; PR18B5FA; PR18B5NRA; PR18GH5NRA; PR18H5DA; PR18H5FA; PR18H5NRA; PR18NEFA; PR22; PR22B5FA			
Drive	0341		6935	Drive	100439	2370	
405				PR22B5FBA; PR22B5NRA; PR22B8FA; PR22B8NRA; PR22GH5NRA; PR22H5FA; PR22H5FBA; PR22H5NRA; PR22NEFA			
Drive	0333		6933	Drive	100439	2370	
407				TLC-240; TLC-720			
Drive	0341		6935	Eng. To Rotor	0340		6938
520 Lawn Comber				Seeders			
Drive	0339		6936	120BLS			
720 Lawn Comber				Drive	0334		6831
Drive	0340		6938	120LS			
C18; C183BTC; C184HTC; C185BDC; C185BFC; C185HDC; C185HFC; C1800DC; C1800FC; C1800TC				Drive	0339		6936
Drive	54017		6933	220LS			
P18 Lawn Comber				Drive	0340		6938
Drive; W/5.5 H.P. Eng.	54018		6934	520LS			
				Drive	0339		6936

Belts for Lawn Equipment

Lawn & Garden Equipment

Application	OEM No.	Standard Belts	Premium Belts	Application	OEM No.	Standard Belts	Premium Belts
BLUEBIRD - Continued				BROYHILL - Continued			
Seeders - Continued				Sprayer Equipment - Continued			
720LS				1761C-2P-MA			
Drive	0340		6938	Agitator; W/1 H.P. Eng.	7128	2270	6827
F20BLS				Pump; W/1 H.P. Eng.	5812	2370	6837
Drive	0334		6831	1879			
P185BDS; P185HDS				Belt; W/9 H.P. Eng.	5224		3V500
Drive	54018		6934	1956A			
P188BDS				Belt; W/8 H.P. Eng.			6842
Drive	0339		6936	1963B			
P1800DS				Belt; W/5, 8 H.P. Eng.	6980		6831
Drive; W/5.5 H.P. Eng.	54018		6934	2000			
Drive; W/8 H.P. Eng.	0339		6936	Belt; W/8 H.P. Eng.	5759		B60
S22; S22B5DA; S22H5DA				2042			
Drive	100439	2370		Belt; W/8 H.P. Eng.	3279	3480	6948
Seeders				2087A			
Drive	0340		6938	Belt; W/8 H.P. Eng.	5759		B60
Sod Cutters				2088A			
SC16				Belt; W/8 H.P. Eng.	6966	2220	6822
Blade			6828	2093A			
SC18				Belt; W/16 H.P. Eng.	7081		3V800
Blade	3106		6826	BUNTON			
BOBCAT				Edgers			
Edgers				760; BLM; ET10			
E10-3B; E10-3C				Blade	PG757	2300	6830
Belt	28004A		6831	GM52			
BOLENS				Blade	L643		6850
Lift Kits				CAMPBELL HAUSFELD			
18703; 18704; 18705; 18706				Air Compressors			
Drive		2310	6831	HL701000AJ			
18709				Belt	BT004700AV	2390	6839
Belt			6832	HL701100AJ			
Starter Kits				Belt; W/39" Belt O.C.	BT004700AV	2390	6839
22736-01; 23838-01				Belt; W/40" Belt O.C.	BT000400AV	2400	6840
Belt	1708425		6828	HL701200AJ; HL701300AJ			
23859				Belt	BT000400AV	2400	6840
Belt	1713067	2290	6829	HL701500AJ			
BROUWER				Belt	BT004700AV	2390	6839
Sod Cutters				Belt; W/39" Belt O.C.	BT004700AV	2390	6839
Mark 2				Belt; W/40" Belt O.C.	BT000400AV	2400	6840
Blade Drive			6822	HL701700AJ			
P.T.O.			6855	Belt	BT000400AV	2400	6840
BROWN				Power-Pro VT61100; Power-Pro VT610900;			
Edgers				Power-Pro VT614801AJ			
E104H				Belt	BT003400AV	3490	6949
Drive			②6848	TF000821HA; TF000821VA; TF410821HA;			
Edge Master				TF410821VA; TF430821HA; TF430821VA;			
Drive	E200002		②6848	TF460352HA			
BROYHILL				Belt	BT004302AV		6970
Sprayer Equipment				TK000821H; TK001221H; TK630821H;			
1366D				TK631221H; TK631281H			
Belt; W/9 H.P. Eng.	5804	2340	6834	Belt	BT004319AV		6981
1674D				CAUDLE MFG. CO			
Belt; W/16 H.P. Eng.	7108	2450	6845	Edgers			
1760				60102			
Agitator; W/3 H.P. Eng.	7128	2270	6827	Belt; W/2 H.P. Eng.	6526	2300	6830
Belt; W/1 H.P. Eng.	5812	2370	6837	CHAMPION			
Pump; W/3 H.P. Eng.	6535	2300	6830	Sprayer Equipment			
1760BR				CHAMPION 600			
Belt; W/3 H.P. Eng.	4681	2330	6833	Belt		2450	6845
				CHAMPION 701			
				Belt	745	2350	6835

② Two Required.

Belts for Lawn Equipment

Lawn & Garden Equipment

Application	OEM No.	Standard Belts	Premium Belts	Application	OEM No.	Standard Belts	Premium Belts
CHIP-IT INDUSTRIES				CRARY - Continued			
Chippers				Chipper/Shredders - Continued			
MC 180				580			
P.T.O.			AX43	Rotor	17996		6829
MC 260				70030; 70050			
P.T.O.			BX68	Rotor	17829		6927
Stump Grinders				70080; 70085			
Eliminator				Rotor	17830		6929
Pump			AX37	70150			
CLASSEN MFG. CO.				Rotor	17829		6927
Aerators				70180			
400				Rotor	17830		6929
Belt; W/Honda 3 1/2 H.P. Eng.			6939	70250			
Belt; W/Honda 5 H.P. Eng.			6936	Rotor	17829		6927
500				70380			
Belt; W/Honda 5 H.P. Eng.			6936	Rotor	17996		6829
500ATC				70500			
Belt; W/36" Belt O.C. VB1500ATC			6936	Rotor	16000		ⓂBX62
Belt; W/38" Belt O.C. VB2500ATC			6938	70510			
600				P.T.O.	16021		ⓂBX46
Belt			VB1600	70554			
TA-19				P.T.O.	17055		ⓂBX56
P.T.O.			6946	CUB CADET			
Sod Cutters				Edgers			
SC-18				603			
Drive			6934	Belt	7540142		6673BR
P.T.O. B56			6959	DEVILBISS			
Weed Cutters				Air Compressors			
Weed Mower				TAM-5042; TAMV-5042			
Belt			6931	Belt; W/1 1/2 H.P. Eng. JH1035			Ⓜ6863
COAST TO COAST				TAN-5042; TANV-5042			
Edgers				Belt; W/2 H.P. Eng.			Ⓜ6865
240-600; 242-600; HEO-371-9				TAO-5042			
Belt			7540142	Belt; W/3 H.P. Eng.			Ⓜ6867
				TAO-5050			
				Belt; W/3 H.P. Eng.			Ⓜ6981
COLUMBIA PRODUCTS				TAOV-5042			
Edgers				Belt; W/3 H.P. Eng.			Ⓜ6867
242-295; 601-2; 601-3; 601-4				TAOV-5050			
Belt			7540142	Belt; W/3 H.P. Eng.			Ⓜ6981
				TAP-5050			
				Belt; W/5 H.P. Eng. UAG4			Ⓜ6985
CRARY				TAPE-5031			
Chipper/Shredders				Belt; W/10 H.P. Eng.			Ⓜ6981
30; 50				TAPV-5050			
Rotor			16081	Belt; W/5 H.P. Eng.			Ⓜ6981
80; 85				TAS-5050			
Rotor			16043	Belt; W/7 1/2 H.P. Eng.			Ⓜ6992
150				TDP-5050			
Rotor			16081	Belt; W/5 H.P. Eng. UAG4			Ⓜ6985
180				TDS-5050			
Rotor			16043	Belt; W/7 1/2 H.P. Eng.			Ⓜ6992
250				UAH-5020			
Rotor			16081	Belt; W/1/4 H.P. Eng.			6842
280				UAK-5032			
Rotor			16043	Belt; W/3/4 H.P. Eng. BT9004			6955
380				UAL-5042			
Rotor			17996	Belt; W/1 H.P. Eng. BT9004			6955
500				UALE-5030			
Rotor			16000	Belt; W/3 H.P. Eng.			6960
510				UAM-5044; UAMV-5044			
P.T.O.			16021	Belt; W/1 1/2 H.P. Eng. BT9001			6859
554				UAN-5044			
P.T.O.			17055	Belt; W/2 H.P. Eng. JH1035			6863

Ⓜ Two Required.

Belts for Lawn Equipment

Lawn & Garden Equipment

Application	OEM No.	Standard Belts	Premium Belts
DEVILBISS - Continued			
Air Compressors - Continued			
UANE-5031 Belt; W/8 H.P. Eng.			②6870
UANV-5044 Belt; W/2 H.P. Eng.JH1035			6863
UBHB-9010 Belt; W/1/4 H.P. Eng.BT9006			6836
UBJ-5012 Belt; W/1/2 H.P. Eng.			6944
UBK-5012 Belt; W/3/4 H.P. Eng.			6946
UDH-5020 Belt; W/1/4 H.P. Eng.			6844
UDJ-5031 Belt; W/1/2 H.P. Eng.			6855
UDK-5030 Belt; W/3/4 H.P. Eng.BT9004			6955
UDL-5012 Belt; W/1 H.P. Eng.			6844
UDL-5030 Belt; W/1 H.P. Eng.BT9004			6955
UDM-5013 Belt; W/1 1/2 H.P. Eng.			6854
UDM-5043 Belt; W/1 1/2 H.P. Eng.			6869
UDN-5013 Belt; W/2 H.P. Eng.			6855
UDN-5043 Belt; W/2 H.P. Eng.JH1035			6863
UDO-5043 Belt; W/3 H.P. Eng.			②6867
VAO-5050 Belt; W/3 H.P. Eng.			②6986
VAOV-5050 Belt; W/3 H.P. Eng.BT131			②6986
VAP-5050 Belt; W/5 H.P. Eng.UAG4			②6985
VAPE-5030 Belt; W/10 H.P. Eng.			②6986
VAPV-5050 Belt; W/5 H.P. Eng.			②6981
VAS-5059 Belt; W/7 1/2 H.P. Eng.			②6992
VAS-5060 Belt; W/7 1/2 H.P. Eng.JK85			③69100
VAT-5060 Belt; W/10 H.P. Eng.JK85			③69100
VAV-5060 Belt; W/15 H.P. Eng.			③69100
VAVE-5060G Belt; W/30 H.P. Eng.BT119			⑥B100
VAW-5080 Belt; W/20 H.P. Eng.BT119			⑥B100
VAX-5080; VAX-5081 Belt; W/25 H.P. Eng.BT119			⑥B100
VDO-5050 Belt; W/3 H.P. Eng.			②6986
VDS-5059 Belt; W/7 1/2 H.P. Eng.			②6992
VDS-5060 Belt; W/7 1/2 H.P. Eng.JK85			③69100
VDT-5060 Belt; W/10 H.P. Eng.JK85			③69100
VDV-5060 Belt; W/15 H.P. Eng.			③69100

 ② Two Required.
 ⑥ Six Required.

Application	OEM No.	Standard Belts	Premium Belts
DEVILBISS - Continued			
Air Compressors - Continued			
VDW-5080 Belt; W/20 H.P. Eng.BT119			⑥B100
VDX-5080; VDX-5081 Belt; W/25 H.P. Eng.BT119			⑥B100
DIADEM			
Compost Grinders			
312P3; 312W8; 312W10 Belt			6955
312W12 Belt			6954
Bush Chipper Belt; W/8, 12 H.P. Eng.31216531	3530		6953
P.T.O.31217956			6951
Clipper Belt; W/7 H.P. Eng.31216531	3530		6953
DR POWER EQUIPMENT			
Power Wagon			
5.0 Powerwagon; Premier Powerwagon Drive108971			A82
Pro Powerwagon Drive; Feb. 2007 & Newer108971			A82
Drive; Jan. 2007 & Older			6884
Suburban Powerwagon Drive108991			6838
String Trimmer			
Commercial Trimmer Drive114431			6845
Compact Trimmer Drive		1390	
Pro Trimmer; Pro-XL Trimmer; Self-Propelled Trimmer; Sprint Trimmer Drive114431			6845
DYNAMARK			
Edgers			
85680; 87000; 87010; 87020 Blade32668			6833
53990100; 53990200; 53990300; 53990400 Belt			2543
A3009000 Blade			2328
Sweepers			
5365 BeltRP8096	2260		6826
P.T.O.; W/40" Belt O.C.42035	1400		
79972; 79980; 79981 Belt	8597	2220	6822
PS124 Belt		2200	6820
PS928A BeltRP8096	2260		6826
P.T.O.; W/40" Belt O.C.42035	1400		
ENVIROJET			
Aerators			
RC387B Agitator	2600		6860
Pump			②3VX425

③ Three Required.

Belts for Lawn Equipment

Lawn & Garden Equipment

Application	OEM No.	Standard Belts	Premium Belts	Application	OEM No.	Standard Belts	Premium Belts
EXMARK				GILSON			
Power Rake/Overseeder				Compost Grinders			
RA-50B				30-200-01			
Main Drive			6939	Blade	83EA335	3580	6958
FATE-ROOT-HEATH				30-201-01; 30-202-01; 30-300-01			
Lawn Mower Sharpeners				Drive			
20				Drive	1434		6728
Belt	J204	1270	6727	30-311-01			
21A				Belt	14843		6829
Belt	R192	2290	6829	88C			
150				Belt	1409	3520	6952
Belt	JD50	2250	6825	605			
210				Belt	14843		6829
Belt	R309	2380	6838	707			
400; 410				Belt	1409	3520	6952
Belt	R308	2340	6834	808; 909			
900				Drive	1434		6728
Belt; W/29" Belt O.C.	R192	2290	6829	4254			
Belt; W/37" Belt O.C.	R87	2370	6837	Belt	14843		6829
1040; 1070				54250			
Belt	JD50	2250	6825	Drive	1434		6728
1300				54252			
Belt; Domestic		2320	6832	Belt	1409	3520	6952
Belt; Export	GD1407	2330	6833	54253; 54254			
FELDMANN				Belt	14843		6829
Aerators				54255			
1700; 1703; 1800; 2200; 2300MP				Drive	1434		6728
Belt	1434		6728	54260; 54261; 54262			
FIMCO, INC.				Belt	24615		6864
Sprayer Equipment				SG8A			
25-80G				Drive	1434		6728
Belt			6831	54266; 54267; 54268			
30-78FG				Belt	24615		6864
Belt			6827	SG8A			
80-12; 80-22; 80-24				Drive	1434		6728
Belt			6828	SGS			
ES-121				Blade	83EA335	3580	6958
Belt			6831	GOODALL			
FIRESTONE				Edgers			
Edgers				10BT; 10LT			
422-3-600; 422-5-600; Supreme 08-09-300-8;				Blade			
Supreme 08-09-300-9				Blade			
Blade	7540142		6673BR	Blade			
FOLEY				Blade			
Lawn Mower Sharpeners				Blade			
1/2 H.P. Combination; 1/3 H.P. Standard				Blade			
Belt	370630	2300	6830	GOOSSEN			
GIANT VAC				Blowers			
Power Rake/Overseeder				BL-2000 P.T.O.			
GT51				P.T.O.; W/47" Belt O.C.			
Traction			6828	P.T.O.; W/53" Belt O.C.			
Vacuums							
59							
Belt			6735				
1730							
Traction			6726				

④ Four Required.

Belts for Lawn Equipment

Lawn & Garden Equipment

Application	OEM No.	Standard Belts	Premium Belts	Application	OEM No.	Standard Belts	Premium Belts
GRAVELY				HONDA - Continued			
Aerators				Generators - Continued			
Proaire 27				E4500K1			
Drive	B54		6957	Belt; W/10 H.P. Eng.	078838		BX36
Pump			6939	ES3500			
Chippers				Belt; W/8 H.P. Eng.	047562		BX35
Pro Chip 350			②6958	ES3500K1; ES3500K2			
Drive				Belt; W/10 H.P. Eng.	075624		6940
Pro Chip 495				ES4500K1			
Pump			6958	Belt; W/10 H.P. Eng.	078838		BX36
HAHN				HUDSON			
Aerifiers				Sprayer Equipment			
EA-3				42025; 47025			
Drive; W/36" Belt O.C.		3360	6936	Belt		2610	6861
Drive; W/56" Belt O.C.		3560	6956	HUFFMAN			
Multi-Pro 44				Edgers			
Eng. To Chain Drive			TR28437	2796			
Eng. To Pump	4L390	2390		Blade	9657B	2390	6839
TMV				2797			
Eng. To Trans.	44D		AX43	Blade	BE117	2270	6827
Power Rake/Overseeder				4796			
VCD-14 Varti-Cut				Blade	9657B	2390	6839
Drive			6830	4797			
HOGG				Blade	BE117	2270	6827
Edgers				H5800			
E-Z Edge				Blade	9657B	2390	6839
Blade		1240	6724	HUSQVARNA			
Edge-N-Trim Heavy Duty				Edgers			
Blade; W/2, 3, 3.5 H.P. Eng.		2270	6827	LE359; LE389			
HOMELITE				Drive			6833
Edgers				JACOBSEN			
2 Cycle				Aerators			
Blade		1240	6724	T1224			
3 H.P.				Drive			②6860
Blade; W/28" Belt O.C.		1280	6728	Hyd. Pump			6829
Blade; W/31" Belt O.C.		2310	6831	Brooms			
Multi-Purpose Saws				81507			
MP38; MP88				Drive	349079		6877
Belt	46068		3VX335	Broom	348720		6872
XL98A				Edgers			
Drive	64498		6413BR	5000; 50012			
XL98D				Belt	310119	2320	6832
Belt	46068		3VX335	Eagle SN-TX1376			
HOMKO				Belt			6831
Edgers				Power Rake/Overseeder			
53990200; 53990300; 53990400				52010; 52101			
Drive	2543		6828	Drive	314564		6829
HONDA				Seeders/Vericutters			
Generators				VA-24			
E1500K1; E1500K3				Pump	366201		6829
Belt; W/4.5 H.P. Eng.	012151		②A30	Sod Cutters			
E1500K4				11C			
Belt; W/5 H.P. Eng.	068851		6931	Belt	1024		6857
E2500K2; E2500K3				Sweepers			
Belt; W/6.8 H.P. Eng.	040206		②6832	154			
E2500K4				Trans.	349432		②3V315
Belt; W/7 H.P. Eng.	047562		BX35	720E; 720EHL			
E3500K1; E3500K2				Eng. To Hyd. Pump	349006	3410	6941
Belt; W/10 H.P. Eng.	075624		6940				

② Two Required.

Belts for Lawn Equipment

Lawn & Garden Equipment

Application	OEM No.	Standard Belts	Premium Belts	Application	OEM No.	Standard Belts	Premium Belts
JOHN BEAN				JOHN DEERE - Continued			
Sprayer Equipment				Edgers			
2M Spartan; 3/Spartan; 3M/Spartan				2			
Pump	1108472		6839	Blade	M47159	2295	
4A; 4E; 4G				2 H.P.			
Pump			6848	Blade	M47150	2295	
07				3			
Agitator	1108540		6931	Blade	M47159	2295	
Pump	1107403		6862	3 H.P.			
20MTB/Royal 20"				Blade	M47150	2295	
Agitator	1108553		6844	3K			
Pump; W/Wisconsin TF Eng.	1108430		6968	Blade	M47159	2295	
Pump; W/Wisconsin VE4 Eng.	1108426		6958	4 H.P.			
25				Blade	M47150	2295	
Agitator; 1969 & Older	1108554		6945	M0036			
Pump; W/Wisconsin THD Eng.; 1969 & Older ..	1250337		6867	Blade		2300	6830
Pump; W/Wisconsin VH4D Eng.; 1969 & Older	1261546		6965	Log Splitters			
44				200 Series			
Agitator; W/50 Gal. Tank	1108459		6828	Drive	PT5300		6857
Agitator; W/100, 150 Gal. Tank	1108466		6833	Pressure Washers			
Pump; W/50 Gal. Tank	1107400		6853	A25			
Pump; W/100, 150 Gal. Tank	1107401		6855	Drive; Ser. No. 26000 & After	PT5762		6838
48/Royal 20"				A40			
Agitator	1108577		6968	Drive; Ser. No. 26001 & After	TY7745		6851
Pump; W/Wisconsin VE4 Eng.	1108426		6958	Sprayer Equipment			
48MT/Royal 20"; 48T/Royal 20"; 48TR/Royal 20"				5; 5A; 5B			
Agitator	1108577		6968	Gear Pump	M44178		6729
Pump	1108426		6958	Piston Pump	M41335		6732
66				7			
Agitator	1108551		6942	Pump	R1561R		7530
Pump	1107407		6870	Sweepers			
70				31S			
Agitator	1108466		6833	Belt	M45815		6827
Pump	1108429		6967	JOLLYHOE			
1010				Compost Grinders			
Agitator; W/150 Gal. Tank			6830	Clipper			
Agitator; W/200 Gal. Tank			6734	Belt; W/5 H.P. Eng.		2290	6829
Agitator; W/300 Gal. Tank			6937	Belt; W/8 H.P. Eng.		2310	6831
Pump	1278510		6862	K & S			
2020				Edgers			
Agitator; W/200 Gal. Tank			6831	488; 562			
Agitator; W/300 Gal. Tank	1108542		6933	Blade		2280	6828
Agitator; W/400, 500 Gal. Tank	1108543		6934	Electric			
2030; 2032; 3320				Blade		2340	6834
Pump; W/Electric Eng.	1108477		6844	KS17; KS19; KS71; KS72; KS75			
Pump; W/Gas Eng.	1108484		6851	Blade		2310	6831
J20				KS122; KS122A; KS366			
Agitator; W/200 Gal. Tank; W/Magneto Eng.	1108467		6834	Blade		2340	6834
Agitator; W/200 Gal. Tank; W/Electric Start	1108469		6836	KS800; KS970; KS1500; KS1505; KS2001;			
Agitator; W/300 Gal. Tank; W/Magneto Eng.	1108454		6821	KS2003; KS2005			
Agitator; W/400, 500 Gal. Tank	1108547		6938	Blade		2310	6831
L1528-2				KS-07			
Pump; W/Electric Eng.	1108547		6938	Blade		2280	6828
Pump; W/Gas Eng.	1108484		6851	KEE			
N25				Edgers			
Pump; W/Wisconsin THD Eng.; 1969 & Older ..	1250337		6967	Edger - Trimmer			
Pump; W/Wisconsin VH4D Eng.; 1969 & Older	1261546		6865	Blade		1240	6724
N35				ET101			
Agitator; 1969 & Older	1108567		6958	Belt		3290	
Pump; W/Wisconsin THD Eng.; 1969 & Older ..	1250337		6967	SE101			
Pump; W/Wisconsin VH4D Eng.; 1969 & Older	1261546		6965	Belt			6930
JOHN DEERE				JOHN DEERE - Continued			
Aerators				Edgers			
Aercore 1000; Aercore 1500; Aercore 2000				Edger - Trimmer			
Drive	MT3040		6794BR	Blade		1240	6724
Air Compressors				Edgers			
A75				ET101			
Main Drive	TY4798		6837	Belt		3290	
				SE101			
				Belt			6930

② Two Required.

Belts for Lawn Equipment

Application	OEM No.	Standard Belts	Premium Belts	Application	OEM No.	Standard Belts	Premium Belts
KEES, F.D.				LAWN CHIEF			
Aerators				Edgers			
SA-68; SL-300; SL-300-5				TT15			
Belt	VB62F	3390	6939	Drive			6831
Edgers				TT16LD			
93V				Blade			
Blade		2340					
Power Rake/Overseeder				LAWN KEEPER			
100528				Edgers			
Drive; W/36" Belt O.C.	103032		6936	SKU1220433			
Drive; W/39" Belt O.C.	VB62F		6939	Blade; W/2 H.P. Eng.			
Contour G.P.M.					2310		6831
Blade			6826	LESCO			
FN-100				Renovators			
Belt	VB62F	3390	6939	20			
FW-9				Pump Drive; W/Honda 8 H.P. Eng.			
Drive			6933				3VX250
HM61 Moto-Rake; HM61B Moto-Rake				LINDIG			
Belt	VB62F		6939	Compost Grinders			
P-65				C-20; C-40; C-50			
Clutch	60119	3440	6944	Belt			
ST-200; ST-280					VB103	2490	6849
Belt	VB62F	3390	6939	CQ5			
KEMP				Belt			
Shredders							
K6GH				JR-B			
Belt			6966	Belt; W/Electric Eng.			
KINCO					2440		6844
Power Rake/Overseeder				Belt; W/Gas Eng.			
Contour G.P.M.					2450		6845
Blade		2260	6826	L-75			
KING O LAWN				Belt			
Edgers					VB73		5V1600
20A; 204F; 206; 216; 216B; 217B; 231				M-4			
Belt		2270	6827	Belt; W/Gas Eng.; W/45" Belt O.C.			
235					VB61	2450	6845
Belt		2300	6830	Belt; W/Gas Eng.; W/47" Belt O.C.			
236; 242; 246; 261; 286					VB55	2470	6847
Belt		2270	6827	Belt; W/Electric Eng.			
LAMBERT					VB10	2460	6846
Power Rake/Overseeder				M-8			
1248; LT20				Belt; W/46" Belt O.C.			
Belt			6826	Belt; W/Gas Eng.; W/47" Belt O.C.			
Sweepers					VB55	2470	6847
SG-5311WB				Belt; W/Electric Eng.; W/49" Belt O.C.			
Belt; W/27" Belt O.C.		2270	6827	VB103			
Belt; W/29" Belt O.C.	11575	2290	6829	Belt			
VMB-5530S				LITTLE WONDER			
Drive	91232		6828	Edgers			
LAWN BOY				5001; 6001; 6031			
Edgers				Belt			
1010; 1011; 1012; 1013; 1014					177	2300	6830
Blade	603682	2240	6824	6032; 6033			
1015; 1016				Drive			
Belt	607198	2400	6840		177	2300	
Power Rake/Overseeder				MASSEY FERGUSON			
544834				Edgers			
Belt	548996		6830	3 H.P.			
				Belt			
							6831
				MAXIM			
				Edgers			
				ME3B			
				Blade			
					272216		6831
				ME3BW			
				Blade			
					272240		6832
				ME30B			
				Blade; W/31" Belt O.C.			
					272229		6831
				Blade; W/32" Belt O.C.			
					272240		6832
				Garden Plows			
				PH50B Plow Hoss			
				Drive			
					320272212		6864

Belts for Lawn Equipment

Lawn & Garden Equipment

Application	OEM No.	Standard Belts	Premium Belts	Application	OEM No.	Standard Belts	Premium Belts
MCLANE				MONTGOMERY WARD - Continued			
Edgers				Edgers - Continued			
2 H.P. B. & S. Eng.; 2.2 H.P. Honda Eng.; 3 H.P. B. & S. Eng.				ZMY140A; ZMY140B; ZMY161A			
Blade		2300	6830	Belt	Y22	2300	6830
100 Series; 800 Series				Log Splitters			
Belt		2300	6830	24435; 24435A			
MERRY TILLER				Belt			
Edgers				24439A			
150; 250				Forward			
Belt	48350		6835	Reverse			
MIGHTY MAC				24635B			
Shredders				Belt			
5P				Sweepers			
Drive	0300001		6838	294			
9P; 9PT				Belt			
Belt; W/5 H.P. Eng.	0300038		6855	5730			
12P; 12PT				Belt			
Belt; W/5 H.P. Eng.	0300038		6855	8469			
Belt; W/7 H.P. Eng.	0300113		6853	Belt			
MONO				Vacuums			
Edgers				297A			
ET-2-BR				Traction			
Belt	ET127	2290	6829	675; 685; 689			
MD5				Traction			
Belt			6967	8250-2			
Rocket				Drive			
Belt			6829	24677; 24678			
MONTGOMERY WARD				Traction			
Aerators				TMO37901A; TMO37906A; TMO37907A			
1426				Drive			
Drive	308458	3360	6936	Speed Reducer			
Air Compressors				ZYJ297A; ZYJ297B			
GIL2335A; GIL2337A				Drive			
Belt	1434		6728	Speed Reducer			
GIL2338A				165110			
Belt	1409	3520	6952	1170			
GIL2339A				6717			
Belt	1434		6728	6826			
GIL21325A; GIL21326A				6826			
Belt; W/47" Belt O.C.	17653		6847	6833			
Drive	14843		6829	6717			
Edgers				MTD PRODUCTS, INC.			
134A; 135; 136A; 137; 147A				Aerators			
Drive	E027	2270	6827	DA528			
596; 604				Belt			
Blade	7540142		6673BR	3360			
4955				6936			
Belt	503849	2490	6849	Edgers/Trimmers			
37700				25A; 520; 550; 551; 552; 554			
Drive	E027	2270	6827	Spindle			
CP134A; CP134B; CP136A; CP136B; CP137A;				75404032			
CP137B; CP144A; CP145A; CP37700				6619BR			
Belt	E027	2270	6827	Edgers			
TMO24596B				3Z030			
Blade			6731	Belt			
TMO24603; TMO24620; TMO24620A;				3Z230			
TMO37654B; TMO37654E; TMO37659A				Belt			
Belt	7540142		6673BR	3Z478			
TMO248596				Belt			
Blade			6731	7540242			
				240-600; 240-600A; 240-602A; 241-595; 241-600;			
				242-595; 242-600; 243-540; 243-595; 243-596			
				Blade			
				7540142			
				243-600; 243-603; 244-595; 244-600; 244-600A;			
				244-603; 245-596; 245-596C; 245-600; 245-600A			
				Blade			
				7540142			
				245-604			
				Blade			
				7540142			
				245-675; 245-689			
				Drive			
				7540219			
				2260			
				6826			
				246-596; 246-600; 246-600A; 246-604			
				Blade			
				7540142			
				6673BR			
				246-675; 246-685; 246-689			
				Drive			
				7540219			
				2260			
				6826			
				247-590; 247-590A; 247-596; 247-600; 247-600A;			
				247-604			
				Blade			
				7540142			
				6673BR			

Belts for Lawn Equipment

Lawn & Garden Equipment

Application	OEM No.	Standard Belts	Premium Belts
MTD PRODUCTS, INC. - Continued			
Edgers - Continued			
247-675; 247-685; 247-689			
Drive	7540219	2260	6826
248-596; 248-600; 248-600A; 248-604; 249-600; 249-600A; 249-602; 249-602A; 249-604			
Blade	7540142		6673BR
251-534; 251-536; 251-537			
Drive	7540935		6831
251-586			
Blade	7540142		6673BR
Blower	7540282		6372
Eng.	7540256		6729
252-534; 252-536			
Drive	7540935		6831
252-586			
Drive	7540142		6673BR
253-536			
Drive	7540935		6831
253-586			
Drive	7540142		6673BR
254-546; 254-556; 254-586; 254-588; 254-596; 254-598			
Blade	7540142		6673BR
255-546; 255-588; 256-546; 256-588			
Drive	7540142		6673BR
540-600			
Blade	7540142		6673BR
Front Mount Kits			
190-943A; 197-943A; 199-941A; 199-942A			
Belt	7540218		6959
242-634			
Front Wheel Drive	7540235		6835
Reverse	7540244		6840
19941-9; 19942-9; 19943-7			
Belt	7540218		6959
Front P.T.O. Kits			
190-952; 194-952; 195-952; 198-952A; 199-952			
Belt	7540229		6852
Log Splitters			
242-635; 243-635; 244-635			
Forward	7540235		6835
Reverse	7540244		6840
244-638			
Belt	7540278	2300	6830
245-635			
Forward	7540235		6835
Reverse	7540244		6840
245-638			
Belt	7540278	2300	6830
246-634			
Belt	7540287	2290	6829
246-638; 247-638			
Belt	7540278	2300	6830
Vacuums			
240-680A; 241-680A			
Belt	7540176	0230	
242-675; 242-685; 242-689; 243-675; 243-685; 243-689			
Drive	7540219		6826
244-670A			
Belt	7540176	0230	
244-675; 244-685; 244-687; 244-689			
Drive	7540219		6826
245-685			
Belt	7540219		6826

Application	OEM No.	Standard Belts	Premium Belts
MTD PRODUCTS, INC. - Continued			
Vacuums - Continued			
245-685 - Continued			
Drive	7540219	2260	6826
246-670; 246-680; 247-680A			
Belt	7540176	0230	
248-675			
Drive	7540219		6826
248-680A			
Belt	7540176	0230	
248-685; 248-689			
Drive	7540219		6826
NATIONAL MOWER			
Power Rake/Overseeder			
Roto-Raker			
Belt			6939
NEW IDEA			
Sweepers			
Electric			
Belt	120994		6820
NOMA			
Edgers/Trimmers			
3710; 3711-0200			
Drive	32668		6833
5399-0100; 5399-0200; 5399-0300; 5399-0400			
Drive	2543		6828
85637; 85647; 85667			
Blade	88690		6833
A2009-000			
Blade; W/2 H.P. Eng.		2328	
A3009-000; A3009-010			
Blade; W/3 H.P. Eng.		2328	
C3009-000			
Drive	32668		6833
EX3900			
Blade	32668		6833
OKLAHOMA TIRE & SUPPLY			
Edgers			
240-600; 241-600; 242-600; 243-600; 244-600A; 245-600; 246-604; 249-600			
Belt	7540142		6673BR
PARKER			
Blowers			
Hurricane HC7080			
Belt; W/8 H.P. Eng.	6996A		6738
Hurricane HC7760			
Belt; W/6 H.P. Eng.	73417A		6721
Hurricane HC7880; Hurricane HC7980; Hurricane HC8380			
Belt; W/8 H.P. Eng.	73417A		6721
Hurricane HC17080			
Belt; W/8 H.P. Eng.	6996A		6738
Hurricane HI8380; Hurricane HT8380			
Belt; W/8 H.P. Eng.	73417A		6721
Power Rake/Overseeder			
PR6719			
Belt; W/33" Belt O.C.; W/5 H.P. Eng.	66100A		AX31
Belt; W/35" Belt O.C.; W/5 H.P. Eng.	66259A		6835
PR7119F; PR7119K			
Belt; W/B. & S. 5 H.P. Eng.	7701A		Ⓢ6837

Ⓢ Three Required.

Belts for Lawn Equipment

Lawn & Garden Equipment

Application	OEM No.	Standard Belts	Premium Belts	Application	OEM No.	Standard Belts	Premium Belts
PARKER - Continued				PARKER - Continued			
Power Rake/Overseeder - Continued				Vacuums - Continued			
PR7119T Belt; W/5 H.P. Eng.	7070A		③6839	Scavenger SV8630-I/C-SP Belt; W/3.5 H.P. Eng.	8685A		3VX670
PR8319 Belt; W/3.5 H.P. Eng.			6837	PARKTON			
PR8319F; PR8319K Belt; W/5 H.P. Eng.	7701A		③6837	Edgers			
PR8319T Belt; W/5 H.P. Eng.	7761A		6838	SA-2172 Belt	PAS21	2340	6834
PR8815-I/C Belt	7701A		③6837	PEMCO INTERNATIONAL			
PR8819-I/C-F-K Belt	88185A		6836	Edgers			
PR8819-I/C-T Belt	7701A		③6837	Lil Tiger 51; Lil Tiger 57; Lil Tiger 60 Blade		2290	6829
PR8919F Belt	89134A		6839	PENNEYS			
PR8919T Belt	7701A		③6837	Edgers			
PR26719 Belt; W/33" Belt O.C.; W/5 H.P. Eng. Belt; W/35" Belt O.C.; W/5 H.P. Eng.	66100A 66259A		AX31 6835	1708 Belt	311708	2280	6828
PRO319 Belt	7761A		6838	1727; 1737 Belt	241750	2310	6831
Sweepers				1739 Belt	241749	2410	6841
Homemaster HM5728A Belt; W/3 H.P. Eng.	47287A2	2250	6825	1740; 1746 Belt	241750	2310	6831
Parkmaster PM36 Belt; W/3 H.P. Eng.	47287A1	2250	6825	1749 Belt	241749	2410	6841
Power Chief PC7525 Belt; W/3 H.P. Eng.	7549A	1400	6740	1750 Belt	241750	2310	6831
Power Sweep PS2560 Belt; W/3 H.P. Eng.	6056A	2220	6822	1757; 1758; 1759 Belt	311708	2280	6828
Power Sweep PS6025; Power Sweep PS7430 Belt; W/B. & S. 3 H.P. Eng.	6056A	2220	6822	Log Splitters			
Power Sweep PS7625 Belt; W/3 H.P. Eng.	7549A	1400	6740	246-638 Belt	7540278	2300	6830
Power Sweep PS7730 Belt; W/3 H.P. Eng.	76432A	1310	6731	6036 Belt; W/35" Belt O.C. Belt; W/40" Belt O.C.	7540235 7540244		6835 6840
Power Sweep PS7930 Belt; W/3 H.P. Eng.	76433A	1230	6723	PLOW HOSS			
Power Sweep PS8230 Belt; W/23" Belt O.C.; W/3 H.P. Eng. Belt; W/31" Belt O.C.; W/3 H.P. Eng.	76433A 76432A	1230 1310	6723 6731	Garden Plows			
Power Sweep PS8930 Belt; W/24" Belt O.C.; W/3 H.P. Eng. Belt; W/30" Belt O.C.; W/3 H.P. Eng.	8989A 8990A	1240 1300	6724 6730	PH50B Eng. To J.S.			6884
Vacuums				POWER TRIM			
Power Vac PV6806 Belt; W/29" Belt O.C.; W/6.25 H.P. Eng. Belt; W/30" Belt O.C.; W/6.25 H.P. Eng. Belt; W/38" Belt O.C.; W/6.25 H.P. Eng.	68355A 68358A 6996A		6829 6830 6738	Edgers			
Power Vac PV6806SP-LP Belt; W/6.25 H.P. Eng.	73239A		6830	100 Belt	134	2280	6828
Power Vac PV7506; Power Vac PV7706; Power Vac PV7808 Belt; W/6, 8 H.P. Eng.	73417A		6721	150 Belt	134	2280	6828
Power Vac PV8308 Belt; W/8 H.P. Eng.	73417A		6721	Blade	339	2280	6828
Scavenger SV8230 Belt; W/B. & S. 5 H.P. Eng. Belt; W/Tecumseh 5 H.P. Eng.	8614A 8253A		6744 6743	200; 200H; 208H; 300 Blade	339	2280	6828
Scavenger SV8330 Belt; W/Tecumseh 5 H.P. Eng.	8253A		6743	300H Blade	3391		AX26
Scavenger SV8630 Belt; W/5 H.P. Eng.	8614A		6744	300IC; 308 Blade	339	2280	6828
				308H Blade	3391		AX26
				308IC Blade	339	2280	6828
				500 Belt	134	2280	6828
				800 Belt	238	2290	6829

③ Three Required.

Belts for Lawn Equipment

Application	OEM No.	Standard Belts	Premium Belts	Application	OEM No.	Standard Belts	Premium Belts			
POWER TRIM - Continued				ROTO-HOE						
Edgers - Continued				Compost Grinders						
Apache 100; Apache 200; Apache 600; Apache 1500				500-H; 500-T; 550-H						
Belt	237	2280	6828	Belt	101	2590	6859			
Senior; Std.				2000H						
Belt	530	2280	6828	Belt; W/B. & S. 8 H.P. Eng.	804		6860			
PRAXIS				Belt; W/Kohler 8 H.P. Eng.				908	6861	
Stump Grinders				2011						
Stump Machine				Belt; W/3" Chipper				1542D	6959	
Blade			26957	SK-5 Chipper						
PRO CHIP				Belt				7569	6827	
Chippers				Shredders						
18"				500H; 500HCP						
P.T.O.			3VX400	Belt; W/3" Chipper	101A		6858			
Powerfeed			AX35	500T						
24"				Belt				101	2510	6851
P.T.O.			3VX400	501H; 501T						
Powerfeed			AX36	Belt	102		6861			
PROFESSIONAL HARDWARE				509H; 509T						
Edgers				Drive				108	2610	6861
8244-0; 8244-1; 8244-2; 8244-3				550H						
Belt	7540142		6673BR	Belt	101	2510	6851			
PROMARK				551H						
Shredders				Belt				102	6861	
410				800HCP						
Fan & Alt.			7435	Flywheel; W/3" Chipper	A53		6855			
Gov.			7550	Hammermill; W/3" Chipper	101A		6858			
ROOF				2011HCP						
Weed Cutters				Flywheel; W/3" Chipper				1542E	6957	
400; 4006				Hammermill; W/3" Chipper				1542C	6960	
Blade; W/45" Belt O.C.	452		6945	Sprayer Equipment						
Blade; W/62" Belt O.C.	430		6962	TAS-25; TAS-55						
Traction	431		6834	Pump	2300	2300	6830			
Piranha				ROTO-RAKER						
Blade	B50		6953	Power Rake/Overseeder						
Ranger Pro; SP82450; SP82670; VP24				Deluxe						
Blade	430		6962	Belt			6838			
Traction	431		6834	FW37						
VP65; VP75				Belt				3390	6939	
Belt	428	3720	6972	ROYAL MOWER & EDGER						
Weed Weevil				Edgers						
Blade	430		6962	Heavy Duty						
Traction	431		6834	Belt; W/18" Belt O.C.		2180	6818			
ROTA-TRIM				Belt; W/36" Belt O.C.				2360	6836	
Edgers				Belt; W/40" Belt O.C.				2400	6840	
2G62C; 2G62GT				Junior; Little Queen						
Belt		2270	6827	Belt		2340	6834			
2G77D				RUHMANN						
Belt		2320	6832	Edgers						
2G77DW				FB-16 Jet-Line Marker						
Belt		2340	6834	Belt	7J	2300	6830			
2G77E				R-22-C; R-22-CP; R-22-CW						
Belt		2320	6832	Belt	11	2300	6830			
2G77EW				R-34-CW						
Belt		2340	6834	Belt	27	2260	6826			
2G77S				R-42-C; R-42-CW; R-42-P						
Belt		2320	6832	Belt	2380549	2350	6835			
2G77SW				R-61-CW						
Belt		2340	6834	Belt; W/26" Belt O.C.	2380550	2260	6826			
				Belt; W/35" Belt O.C.				17	2350	6835
				R-64						
				Belt				2380549	2350	6835

② Two Required.

Belts for Lawn Equipment

Lawn & Garden Equipment

Application	OEM No.	Standard Belts	Premium Belts
RUHMANN - Continued			
Edgers - Continued			
RS-43-C			
Belt; W/26" Belt O.C.	2380550	2260	6826
Belt; W/35" Belt O.C.	17	2350	6835
RYAN			
Aerators			
A3			
Belt; W/30" Belt O.C.	548404	2300	6830
Belt; W/46" Belt O.C.	GA1064	3460	6946
Core Processor			
Belt	548968		6224
E			
Belt; W/30" Belt O.C.	548404	2300	6830
Belt; W/46" Belt O.C.	GA1064	3460	6946
Greensaire 1			
Belt	548428	3410	6941
Greensaire 2			
Belt	549248		6838
Greensaire 16			
Belt			②6844
Lawnaire; Lawnaire II			
Belt	548423		6933
Lawnaire IV; Lawnaire V Plus			
Drive; W/47" Belt O.C.	521613		6847
Drive; W/48" Belt O.C.	4114319		6658BR
M18-1; M22-1			
Belt	135M182	3340	6934
Motoraire			
Belt	M60	3390	6939
Edgers			
Pro Edge			
Belt	548819		3V355
Power Rake/Overseeder			
Lawnboy			
Belt	548996		6830
Mataway			
Belt	548606	③3V400	
Front Wheel Drive	548403		6828
Ren-O-Thin II			
Belt	R119		6929
Ren-O-Thin III			
Belt	548996		6830
Ren-O-Thin IV			
Belt	545200		6830
Sod Cutters			
CDV218			
Drive			6964
JR12; JR18			
Belt	548421		6864
R18-1; R18-2; R18-3			
Belt	548404	2300	6830
Spreaders			
Spread-Rite			
Conveyor	548403		6828
Drive; W/31" Belt O.C.	548405		6831
Drive; W/39" Belt O.C.	548413		6839
Front Wheel Drive	548408		6833
Turf Rollers			
Rollaire 544839			
Forward	521142		6833
Reverse	521143		6372
Rollaire R22-1			
Belt	548424	3340	6934

② Two Required.

Application	OEM No.	Standard Belts	Premium Belts
S & H MANUFACTURING			
Edgers			
Commercial 3 To 5 H.P.			
Belt	120B	2500	6850
Curb Rider 3 To 5 H.P.			
Belt	303	2350	6835
SALSCO			
Aerators			
30-6; 30-6S; 30-12; C-1C			
Belt	B070		②6861
FTA60-24			
Belt			②6953
SANBORN MANUFACTURING CO.			
Air Compressors			
8G-23, 8GE-23			
Belt; W/8 H.P. Eng.	0070028		6864
11GE-22			
Belt	0070003		6867
19M33-2			
Belt; W/1/3 H.P. Electric Eng.	0070009	2450	6845
31-15			
Belt; W/3 H.P. Eng.; W/58" Belt O.C.	0070025	2580	6858
Belt; W/3 H.P. Eng.; W/65" Belt O.C.	0070001		6865
33-20			
Belt; W/3 H.P. Eng.	0070001		6865
34A50 Series; 34B50 Series			
Belt; W/1/2 H.P. Electric Eng.	0070010	2460	6846
44A100 Series; 44B100 Series			
Belt; W/1 H.P. Electric Eng.; W/44" Belt O.C.	0070022	2440	6844
Belt; W/1 H.P. Electric Eng.; W/47" Belt O.C.	0070011	2470	6847
44GU3 Series			
Belt; W/3 H.P. Gas Eng.	0070022	2440	6844
51-17			
Belt; W/5 H.P. Eng.	0070001		6865
51-22; 53-22			
Belt; W/5 H.P. Eng.	0070004		6868
53-23			
Belt; W/5 H.P. Eng.	0070001		6865
64A100 Series			
Belt; W/1 1/2 H.P. Electric Eng.; W/47" Belt O.C.	0070011	2470	6847
Belt; W/1 1/2 H.P. Electric Eng.; W/48" Belt O.C.	0070020	2480	6848
64A150 Series			
Belt; W/1 1/2 H.P. Electric Eng.	0070020	2490	6849
64B100 Series			
Belt; W/1 1/2 H.P. Electric Eng.; W/47" Belt O.C.	0070011	2470	6847
Belt; W/1 1/2 H.P. Electric Eng.; W/48" Belt O.C.	0070020	2480	6848
64B150 Series			
Belt; W/1 1/2 H.P. Electric Eng.	0070020	2490	6849
64BGU5			
Belt; W/5 H.P. Gas Eng.	0070011	2470	6847
71-32; 73-32			
Belt; W/7 1/2 H.P. Eng.	0080012		6985
84A100 Series			
Belt; W/1 1/2 H.P. Electric Eng.; W/47" Belt O.C.	0070011	2470	6847
Belt; W/1 1/2 H.P. Electric Eng.; W/48" Belt O.C.	0070020	2480	6848
84A150 Series			
Belt; W/1 1/2 H.P. Electric Eng.	0070020	2490	6849
84GU3 Series			
Belt; W/3 H.P. Gas Eng.	0070020	2480	6848

③ Three Required.

Belts for Lawn Equipment

Lawn & Garden Equipment

Application	OEM No.	Standard Belts	Premium Belts
SANBORN MANUFACTURING CO. - Continued			
Air Compressors - Continued			
84TE15; 84TE20 Belt; W/1, 1 1/2 H.P. Electric Eng.	0080003	3500	6950
101-38; 103-38 Belt; W/10 H.P. Eng.	0080012		6985
104A200 Series Belt; W/2 H.P. Electric Eng.; W/48" Belt O.C.	0070020	2480	6848
Belt; W/2 H.P. Electric Eng.; W/49" Belt O.C.	0070012	2490	6849
104B150 Series Belt; W/1 1/2 H.P. Electric Eng.	0070020	2490	6849
104B200 Series Belt; W/2 H.P. Electric Eng.; W/48" Belt O.C.	0070020	2480	6848
Belt; W/2 H.P. Electric Eng.; W/53" Belt O.C.	0070037	2530	6853
104B250U Belt; W/2 1/2 H.P. Electric Eng.	0070037	2530	6853
104BGU5 Belt; W/5 H.P. Gas Eng.	0070012	2490	6949
109B300 Belt; W/2 1/2 H.P. Electric Eng.	0070037	2530	6853
112A300 Series Belt; W/3 H.P. Electric Eng.	0080023	3480	6948
112B300 Belt; W/3 H.P. Electric Eng.	0070012	2490	6949
112B300 Series Belt; W/3 H.P. Electric Eng.	0070038	2550	6855
143BGU5 Belt; W/5 H.P. Gas Eng.	0080022	3490	6949
143GU5 Series; 143TG50 Belt; W/5 H.P. Gas Eng.	0080003	3500	6950
153-60 Belt; W/15 H.P. Eng.	0070029		6872
165TG50 Belt; W/5 H.P. Gas Eng.	0080022	3490	6949
203-88 Belt; W/20 H.P. Eng.	0070059		6882
253-98 Belt; W/25 H.P. Eng.	0070032		68107
400A60H Series; 400A60V Series; 400A Series Belt; W/4 H.P. Electric Eng.	0080022	3490	6949
400B Series Belt; W/4 H.P. Electric Eng.	0080036	3540	6954
500A Series Belt; W/4 H.P. Electric Eng.	0080022	3490	6949
500B60V Series Belt	0080036	3540	6954
500B Series Belt; W/5 H.P. Electric Eng.	0080036	3540	6954
V89A200 Series; V89B200 Belt; W/1 1/2 H.P. Electric Eng.	0070020	2490	6849
SARLO			
Edgers			
125 Blade	5585	3560	
SCAG POWER EQUIPMENT, INC.			
Edgers			
Edger Drive	48452		6830
Grass Catchers			
GC-SSZ42; GC-SSZ48 Drive	48913		6831
GC-STC48; GC-STC52 Blower; Ser. No. 9490001 Thru 9499999	482278		6869

Application	OEM No.	Standard Belts	Premium Belts
SCAG POWER EQUIPMENT, INC. - Continued			
Grass Catchers - Continued			
GC-STC48; GC-STC52 - Continued Blower; Ser. No. B8200001 Thru B9199999	482379		6873
GC-STC61 Blower	482379		6873
GC-STC-CS48; GC-STC-CS52 Blower; Ser. No. 9490001 Thru 9499999	482278		6869
Blower; Ser. No. B8200001 Thru B9199999	482379		6873
GC-STT61 Blower; Ser. No. 9017 & After	482379		6873
Blower; Ser. No. E0700001 Thru E0799999	482379		6873
GC-STT-CS61 Blower; Ser. No. 9017 & After	482379		6873
Blower; Ser. No. E1200001 Thru E1299999	482379		6873
GC-STWC61; GC-STWC-CS61 Blower; Ser. No. E0100001 Thru E0399999	482379		6873
Blower; Ser. No. 9500001 Thru 9559999	482379		6873
Blower; Ser. No. A9200001 Thru A9499999	482379		6873
SCHWEISS			
Grass Catchers			
Grass Catcher Belt; W/Diesel Eng.	230010		6975
Belt; W/Man. Clutch	230018		6974
SEARS ROEBUCK			
Edgers/Trimmers			
536.772300 Blade	88690		6833
536.772320 Blade	32668	2328	
536.796537; 536.797480; 536.797561; 536.797580 Blade	32668		6833
Edgers			
536.79632 Drive	32668		6833
536.85590 Drive	2543		6828
536.85601 Drive	22224	2320	
536.85605 Drive	32668		6833
536.85610; 536.85612 Drive	22224	2320	
536.85615 Drive	39159		6828
536.85620; 536.85621; 536.85623; 536.85624; 536.85625; 536.85626; 536.85627; 536.85628 Drive	2543		6828
536.85630; 536.85631; 536.85632; 536.85634; 536.85635; 536.85636 Drive	22224	2320	
536.85637; 536.85638; 536.85639 Drive	32668		6833
536.85640; 536.85641; 536.85642; 536.85643; 536.85645 Drive	22224	2320	
536.85647; 536.85648; 536.85649 Drive	32668		6833
536.85650; 536.85660; 536.85662; 536.85663; 536.85664 Drive	22224	2320	
536.85667; 536.85668; 536.85669; 536.85670 Drive	32668		6833

Belts for Lawn Equipment

Lawn & Garden Equipment

Application	OEM No.	Standard Belts	Premium Belts	Application	OEM No.	Standard Belts	Premium Belts
SEARS ROEBUCK - Continued				SEARS ROEBUCK - Continued			
Edgers - Continued				Edgers - Continued			
536.85671				536.797521			
Drive			6833	Blade	32668		6833
536.85680				536.797530			
Drive	32668		6833	Drive	8869		6833
536.85681				536.797531			
Drive			6833	Blade	32668		6833
536.85690				536.797532			
Drive	32668		6833	Drive	8869		6833
536.85691				536.797540; 536.797541			
Drive			6833	Blade	32668		6833
536.85770; 536.85773; 536.85775; 536.85776;				536.797560			
536.85778; 536.85810; 536.85811; 536.85812;				Blade	88690		6833
536.85813; 536.85814				536.797570; 536.797572; 536.797581;			
Drive	2543		6828	536.797590; 536.797591			
536.85816; 536.85817				Blade	32668		6833
Drive	2543		6828	536.857300			
536.85818; 536.85819				Drive	502136		6831
Drive	22224	2320		536.870451; 536.870452; 536.870453;			
536.87000; 536.87001; 536.87010; 536.87020;				536.870541; 536.870542; 536.870601;			
536.87030; 536.87040; 536.87041; 536.87042;				536.870602; 536.870603; 536.871000; 536.871001			
536.87043; 536.87045				Drive	32668		6833
Drive	32668		6833	536.871002; 536.871003; 536.871004;			
536.87050; 536.87051; 536.87052; 536.87053;				536.871100; 536.871101; 536.871200;			
536.87054; 536.87060; 536.87080; 536.87090;				536.871300; 536.871301; 536.871302;			
536.87091; 536.87092				536.8711012			
Drive	32668		6833	Drive	32668		6833
536.87451; 536.87452				663.875300			
Drive			6833	Blade			6728
536.376514; 536.376516; 536.376525;				79654			
536.376526; 536.376537				Blade	2058	2300	
Drive	32668		6833	Sprayer Equipment			
536.772100; 536.772101; 536.772200				131.446224			
Blade	32668		6833	Drive	STD304270	2270	6827
536.772210				131.447120; 131.447240			
Blade	32668	2328		Drive			6828
536.772301				147.446224			
Blade	32668		6833	Drive			6827
536.772321; 536.772340; 536.772341				147.447120; 147.447240			
Blade	32668	2328		Drive			6828
536.772400; 536.787541; 536.787581				147.447360			
Blade	32668		6833	Drive			6831
536.796510; 536.796511; 536.796512; 536.796513				471.446210; 471.446211; 471.446220			
Drive	32668		6833	Drive		2270	6827
536.796514				471.446223			
Blade	32668		6833	Pump		2270	6827
536.796515				471.446260			
Drive	32668		6833	Drive		2270	6827
536.796516				471.446261			
Blade	32668		6833	Pump	304280	2280	6828
536.796520				471.446262			
Blade	32668	2328		Pump	STD304280	2280	6828
536.796521; 536.796523; 536.796525				471.446880			
Blade	32668		6833	Pump	304280	2280	6828
536.796526				471.446881			
Blade	32668	2328		Pump	STD304280	2280	6828
536.796530; 536.796531; 536.796532; 536.796536				471.446890			
Drive	32668		6833	Drive		2270	6827
536.797400; 536.797460; 536.797470; 536.797481				471.461211			
Blade	32668		6833	Pump	STD303310		6731
536.797510				471.461212			
Blade	88690		6833	Pump	STD304310	2310	6831
536.797511; 536.797512; 536.797513				471.462821			
Blade	32668		6833	Drive	303310	1310	6731
536.797520							
Drive	8869		6833				

Belts for Lawn Equipment

Lawn & Garden Equipment

Application	OEM No.	Standard Belts	Premium Belts	Application	OEM No.	Standard Belts	Premium Belts
SEARS ROEBUCK - Continued				SNAPPER - Continued			
Sweepers				Power Rake/Overseeder - Continued			
536.79620				Powerake			
Drive	8597		6822	Drive; W/5 H.P. Eng.	76085		6837
536.79621			6820	Powerake II			
Drive				Drive; W/3 H.P. Eng.	77094		6829
536.79623; 536.79970; 536.79971; 536.79972				Power Slicers			
Drive	8597		6822	5000			
536.79980		2220	6822	Drive	76085		6837
Drive	8597			STEINER TURF			
536.79981; 536.79982; 536.79983; 536.79984; 536.79985				Edgers			
Drive	8597		6822	DE160			
536.83850		2200	6820	Drive	81A88		6890
Drive	LP2154			SUNBEAM CORP.			
536.83890		2260	6826	Edgers			
Drive	RP8096			919B			
536.83990; 536.83991; 536.83992			6820	Belt	32668		6833
Drive				SWEEPSTER			
Weed Cutters				Brooms			
536.773400			6741	C-36			
Drive	740259			Drive	06033		A38
SENSATION						2380	6838
Edgers							
50S1 (TG-42); 50S2 (TG-43)		2280	6828	Traction	06034		
Drive	153501			C-36BFS			
Power Rake/Overseeder							
10A5			6939	Traction	060165		A35
Belt	VB62F			Drive	060263		6838
10P3A				C-36RS			
Belt; W/34" Belt O.C.		3340	6934	Traction	060263		6838
Belt; W/36" Belt O.C.		3360	6936	Drive	060264		6840
10R5; 54400; 54401			6939	C-36TW			
Belt	VB62F			Belt			6844
SIMPLICITY				TR-48			
Chipper/Shredders				Drive	060096		A51
612			6928	Gutter Brush	060064	2760	6876
Rotor; Mfr. No. 1692204	3080912			TANAKA KOGYO (USA) CO. LTD.			
912			6928	Generators			
Rotor; Mfr. No. 1692205, 1692206	3080912			Reg 800; Reg 1000			
1692204; 1692205; 1692206			6928	Belt	02630452200		6834
Drive	3080912			THESMAN INDUSTRIES			
Starter Kits				Edgers			
152			6732	C-358XL; T-27; T-28; T-37; T-38			
Starter	122039			Belt			6834
SMITH CO.				TC-26			
Sprayer Equipment				Belt	1111		6824
Spray Star 3000			7320	TORO			
W.P. & Alt.	JB325			Aerators			
SNAPPER				88			
Aerators				Drive; W/B. & S. 3 H.P. Eng.	012640530		6952
PP5000 Power Plug			6839	09110; 09120			
Drive	76779			Drive - Coring Head	664070		6625BR
Edgers				72110			
ET200; ET200B; ET250-2; ET250T-2; ET300;				Belt;	926718		6463BR
ET300B; ET300C; ETC300B			6831	Blowers			
Drive	23226			67			
Power Rake/Overseeder				Drive; W/3-Point Drive	012640030		3V335
3000			6623BR	Chippers			
Drive	76145			8			
				Drive	012640220		6866
				986			
				Pump Drive	012640120		3VX950

② Two Required.

Belts for Lawn Equipment

Lawn & Garden Equipment

Application	OEM No.	Standard Belts	Premium Belts	Application	OEM No.	Standard Belts	Premium Belts
TORO - Continued				TRU-CUT - Continued			
Edgers				Edgers - Continued			
52432; 58410; 58430; 58431; 58432				TC370B			
Blade	520320	2295		Eng. To Blade	4L280	2280	
Seeders				TRU-TEST			
84				Edgers			
J.S.; W/B. & S. 18 H.P. Eng.	012640110		3VX425	TT15; TT16LD			
85				Drive			6831
Drive; W/B. & S. 5 H.P. Eng.	012640360		3V335	TURF-MITE			
Vacuums				Trenching Saws			
62911; 62912; 62922; 62923				Ground Saw			
Drive	205990		6750	Blade			6829
TRAC VAC				TURFCO MFG., INC.			
Vacuums				Aerators			
854				Sub Air			
Primary		2410	6841	Belt	650903		6957
Secondary		2270	6827	Pipe Layers			
856				100A			
Belt		2290	6829	Arm Actuating Drive	650902		6955
1080				140A			
Belt			②6837	Arm Actuating Drive	651172		②6963
TRAIL MATE				180A			
Edgers				Arm Actuating Drive	651387		②6971
EZ Edge				Main Drive	655319		6841
Belt		1240		Piper			
N7502; N7503; N7505				Belt			6966
Belt	E027	2270	6827	Sod Cutters			
TRIM-IT				A			
String Trimmer				Main Drive			
TR-100					655571		6844
Clutch; W/4 H.P. Eng.	7530009		6856	K			
TROY BILT				Arm Actuating Drive			
Shredders					651272		6840
5-8-2 G/C; 5-8-2 G/M				Pro Sod Cutter			
Drive	18161410		6935	Belt			6840
11427; 11428				Prolite			
Drive	W56290SPL		6929	Belt	A36		6838
Super Tomahawk I				Slice-N-Rake			
Drive	W5L350		6935	Belt			6826
Super Tomahawk II				Soil Processors			
Drive	W5L290		6929	1823			
Tomahawk 1				Fan & Alt.			
Drive	18161410		6935				7375
Tomahawk 11				Spreaders			
Drive	W56290SPL		6929	F-8A			
Vacu-Cuts				Conveyor & Brush Drive			
PRO220					650833		6951
Blade	7524058		6846	Main Drive	650833		6951
PRO223				F-15			
Blade	7524058		6846	Conveyor & Brush Drive			
Drive	7523058		6828		655865		6954
PROK243				Main Drive	655865		6954
Blade			6830	UNICO			
Drive	7523058		6828	Edgers			
TRU-CUT				6021; 6021-0; 6021-1; 6021-2; 6021-41; 6021-51;			
Edgers				6021-61; 6021-71; 6021-81			
Electric				Blade	7540142		6673BR
Blade; W/2, 3.5 H.P. Eng.			6829	WEST POINT			
TC38L				Aerators			
Blade			6828	AS-1; AS-2			
TRU-CUT				Belt			
Edgers					9127	3500	6950
AS-12; AS-13				Belt			
Blade; W/2, 3.5 H.P. Eng.			6829		9382	3370	6937
TC38L				EA			
Blade			6828	Belt	9158	3330	6933

② Two Required.

Belts for Lawn Equipment

Lawn & Garden Equipment

Application	OEM No.	Standard Belts	Premium Belts
WEST POINT - Continued			
Aerators - Continued			
EA-2			
Belt; W/33" Belt O.C.	9158	3330	6933
Belt; W/45" Belt O.C.	9283	3450	6945
EA-3			
Belt	9081	3360	6936
GL			
Belt	9003		B51
GL-2			
Belt	9065	3460	6946
GL-3			
Belt; W/45" Belt O.C.	9283	3450	6945
Belt; W/46" Belt O.C.	9065	3460	6946
Belt; W/50" Belt O.C.	9127	3500	6950
JR-1; JR-1A			
Belt	9065	3460	6946
JR-2			
Belt	9811	3430	6943
MC-2			
Belt		3440	6944
WESTERN AUTO			
Composters			
4XF5850			
Drive	14843		6829
GIS233A			
Drive	1409	3520	6952
GIS7500A97			
Traction	18055	2300	
Vacuums			
95-5865-1; MTD5865A08			
Trans.	7540176	0230	
WHEEL HORSE			
Edgers			
6094			
Belt		2300	6830
WHITE OUTDOOR PRODUCTS			
Edgers			
244-595; 244-596; 244-604; 990-007; 991-007; 994-320			
Belt	7540142		6673BR
Log Splitters			
244-638			
Belt	7540278	2300	6830
994-291			
Belt; W/35" Belt O.C.	7540235		6835
Belt; W/40" Belt O.C.	7540244		6840
Vacuums			
675; 677; 685			
Drive	7540219		6826
YARD MACHINES			
Edgers			
25A201G			
Spindle	7540489		6744
25A510A			
Blade Drive	7540343		6731
25A532A			
Blade Drive	7540132		3V375

Application	OEM No.	Standard Belts	Premium Belts
YARD MARVEL			
Aerators			
YMPA Lawn Plugger			
Drive	PA2470		6847
Power Rake/Overseeder			
CGC			
Belt			6941
CMR; MR-5B			
Drive	MR77760		6937
YARD VAC			
Edgers			
PEB 390; Profile			
Belt		2240	6824
Power Rake/Overseeder			
TCB-5; TCH-5			
Belt			6828
YARD-MAN			
Edgers			
247-596			
Blade	7540142		6673BR
251-534			
Blade	7540935	2310	6831
251-586; 24520-9; 24596-1; 24597-1; 24598-1; 24604-8; 24620-1; 246046			
Blade	7540142		6673BR
Front Mount Kits			
Kits			
Drive	7540218		6959
Log Splitters			
24635			
Forward	7540235		6835
Reverse	7540244		6840
24638			
Hyd.	7540278	2300	6830
Vacuums			
241-687			
Drive	7540219	2260	6826
24680-0; 24680-1; 24680-8; 24680-9			
Belt	7540176	0230	
24687			
Drive	7540219	2260	6826
YAZOO			
Edgers			
ET-100			
Drive	205144		6844
ET-200			
Drive	205030	2300	6830
ET-300			
Drive	205525	2350	6835
YAZOO/KEES			
Power Rake/Overseeder			
RBSIC050; RBSIT550; RHON050; SBSIC050			
Drive	100439	2370	

Belts for Lawn Attachments

Order Belts by Our Number. Manufacturers' Part Number is shown for reference only.

Lawn & Garden Equipment

Application	OEM No.	Standard Belts	Premium Belts	Application	OEM No.	Standard Belts	Premium Belts
ALDENS				ALLIS-CHALMERS - Continued			
Mower Attachments				Mower Attachments - Continued			
32" Belt	7540113	3480	6948	1691998 Drive	1700415		6732
Snow Thrower Attachments				1692003 Drive	1679914		6749
Snow Thrower Belt	7540113	3480	6948	1692030 Drive	1707956		6739
ALLIS-CHALMERS				1692035 Arbor	1721532		6798BR
Generator Attachments				1692035 P.T.O.	1601672		6799BR
Generators Belt	2025463		6835	1692038 Arbor	1703836		6524BR
Grass Catcher Attachments				1692038 P.T.O.	1707740		6869
1691883 Drive	1711901		6835	1692172; 1692173 Drive	1719746		6873
Mower Attachments				1692174 Drive	1719819		6434BR
48" Rotary - Compact Tractor Clutch	1671076		6765BR	1692257 Drive	1679914		6749
60" Center Mtd - Compact Tractor Drive	1664644		6378	1692410 Arbor	1713549		6478BR
1691147 Mower Drive	1665024		6854	1692544 Drive	1719746		6873
1691148 Mower Drive	1713515		6458BR	1692546 Drive	1719819		6434BR
1691220 Arbor	1656960		6811BR	1692589; 1692683 Arbor	1716854		6643BR
1691221 Arbor	1657044		6521BR	1692589; 1692683 P.T.O.	1601672		6798BR
1691260 Drive	1700415		6732	1692689 Arbor	1703836		6524BR
1691420 Arbor	1713549		6478BR	1692689 P.T.O.	1707740		6869
1691424 Arbor	1668066		6481BR	1692716 Drive	1707956		6739
1691426 Arbor	1703466		6484BR	1692858 Drive	1717146		6736
1691438 Mower Drive	1665024		6854	1692882 Arbor	1703836		6524BR
1691606 Drive	1679914		6749	1692882 P.T.O.	1707740		6869
1691607 Drive	1679913		6745	1692913 Arbor	1719819		6434BR
1691712 Arbor	1703466		6484BR	1692915 Arbor	1713549		6478BR
1691810 Drive	1700415		6732	1692936 Drive	1679914		6749
1691815 Arbor	1716854		6643BR	1693079 Arbor	1716854		6643BR
1691816 Arbor	1721532		6798BR	1693106 Drive	1717146		6736
1691878 Drive	1712481		6860	1693228 Drive	1707956		6739
1691880 Drive	1712595		6878	1693236 Arbor	1703836		6524BR
1691881 Arbor	1712596		AX110	1693236 P.T.O.	1719746		6873
1691992 Mower Drive	1665024		6854	1693284 Arbor	1703836		6524BR
				1693419 Arbor	1657044		6521BR
				1693464 Arbor	1713515		6458BR
				1693527 Arbor	1716854		6643BR
					1719911		68117

Belts for Lawn Attachments

Lawn & Garden Equipment

Application	OEM No.	Standard Belts	Premium Belts
ALLIS-CHALMERS - Continued			
Mower Attachments - Continued			
1693558 Arbor	1716854		6643BR
1693560 Arbor	1721532		6798BR
1693585 Arbor	1721533		6856
1693631 Arbor	1671076		6765BR
P.T.O.	1722039		6525BR
1693706 Drive	1720932		6737
1693793 Arbor	1716854		6643BR
1693826 Drive	1719819		6434BR
Snow Thrower Attachments			
1691521 Drive; 1995-1987	1703466		6484BR
1691522 Drive; 1990-1987	1703466		6484BR
Thatcher Attachments			
300 Series; 400 Series Drive	2027624		6996
Tiller Attachments			
1690039 Drive	105340		6996
1691277 Drive - Rear	1673667		6895
Rotary Belt; W/30" Deck	2087648		6872
Vacuum Attachments			
700 Series		2610	
Blower; W/61" Belt O.C.	2027102		6861
Blower; W/70" Belt O.C.	2027134		6870
Blower; W/77" Belt O.C.			6877
P.T.O.	2026755		6839
1690503 Drive	1665706		6839
P.T.O.	1713549		6478BR
1690990 Fan	1677468		6965
AMERICAN HARDWARE			
Mower Attachments			
09410 Belt; W/56" Belt O.C.	7540230		6755BR
Belt; W/74" Belt O.C.	7540293		6501BR
ARIENS			
Mower Attachments			
26" Rotary Mower Belt	34X92		6945
30" Rotary Mower Belt	72050		6944
32" Rotary Mower Belt	34X101		6949
35-10M Spindle	34X102		6936
38" Rotary Mower Mower Drive; W/47" Belt O.C.	72118		6847
Belt; W/53" Belt O.C.	072038		6853
Belt; W/69" Belt O.C.	072052		6969
42" Mower Deck Belt; W/96" Belt O.C.	072139		6896

Application	OEM No.	Standard Belts	Premium Belts
ARIENS - Continued			
Mower Attachments - Continued			
48" Mower Deck Belt; W/105" Belt O.C.	072081		A103
829001 Deck	072078		A75
831001 Blade	072080		6889
831002 Blade	072081		A103
831011 Blade	072080		6889
831012 Blade	072081		A103
831026 Blade	072113		6865
831028 Blade	072081		A103
831029 Belt; W/42" Deck	72139		6896
831031 Blade	072081		A103
831038 Belt; W/42" Deck	72139		6896
834001; 834002; 834008; 834010; 834011 Blade	072081		A103
834015 Belt; W/50" Belt O.C.	72096		6850
Belt; W/96" Belt O.C.	72139		6896
834016 Eng. To Deck	72096		6850
Blade	072081		A103
910011 Spindle	72045	3360	6936
924031 Blade	72045	3360	6936
Drive; W/Small Wheel	72083		6376
P.T.O. Kits			
731010 Belt	072076		6835
731019 Belt	072111		6834
Rotary Brush Attachments			
824004 Drive	072108		6376
Snow Thrower Attachments			
83260 Drive	072097		6726
831009; 831010 Belt; W/46" Belt O.C.	072095		6846
Belt; W/50" Belt O.C.	072096		6850
834006; 834009 Auger	72142		6834
Drive	072118		6847
835006 Blower	072121		6834
Mule Drive	072120		6379
Tractor To Blower Drive	72138		6733
Tiller Attachments			
831005; 831006 Belt	072105		ⓂA35
834005 Belt	072144		6889

Ⓜ Two Required.

Belts for Lawn Attachments

Application	OEM No.	Standard Belts	Premium Belts	Application	OEM No.	Standard Belts	Premium Belts
ARIENS - Continued				BOLENS - Continued			
Vacuum Attachments				Mower Attachments - Continued			
4210M				15100			
Forward	34X105		3V280	Belt; W/28" Deck; W/62" Belt O.C.			6862
Reverse	34X104		3V355	15100-01			
831018				Belt; W/28" Deck; W/57" Belt O.C.	1721995		6857
Drive; W/28" Belt O.C.; Ser. No. 000600 & After072048			7280	15100-02			
Drive; W/72" Belt O.C.; Ser. No. 000600 & After072122			6872	Belt; W/28" Deck; W/54" Belt O.C.			6854
831019				15101			
Drive; W/28" Belt O.C.; Ser. No. 001100 & After072048			7280	Blade			6875
Drive; W/72" Belt O.C.; Ser. No. 001100 & After072122			6872	Drive; W/32" Deck	1732582		6831
834012				15101-01; 15101-02			
Belt; Ser. No. 000101 & After	072148		6858	Drive			6875
910975				P.T.O.	1721967		6852
Forward	72060		6828	15101-07			
Reverse	72061		6376	Drive; Ser. No. 0400101 Thru 0599999			6875
AUTOMOTIVE ASSOCIATES				15108-01			
Mower Attachments				Drive	1716557	2850	6885
198-651				P.T.O.			6851
Belt	7540113	3480	6948	15114			
198-761				Belt; W/38" Deck	1716557	2850	6885
Blade	7540125		6428BR	Blade			6875
BEEFCO				Drive; W/32" Deck	1732582		6831
Mower Attachments				P.T.O.	1737459		6859
17-060-711				15174			
Spindle - Left & Right			5VX710	Blade; W/38" Deck	1716557	2850	6885
17-072-711				P.T.O.; W/38" Deck	1737574		6854
Spindle - Left & Right			5VX850	15401			
BOBCAT				Belt;	1108461	2300	6830
Mower Attachments				15423-01			
932400; 932402				Blade	1705034		6835
P.T.O.; W/Variable Speed Drive	38463		6962	Drive; W/21" Rotary Mower	1108461		6828
P.T.O.; W/Gear Drive	2308141		6961	Drive;	1108462	2290	6829
Blade Drive	38462		6446BR	15434-02			
933400; 933600				Drive; W/30" Belt O.C.	1108539	3300	6930
P.T.O.; W/Gear Drive	38463		6962	Drive;	1108462	2290	6829
P.T.O.; W/Variable Speed Drive	38470		6964	Blade - Left	1108473		6840
934400				Blade - Right	1108466		6833
P.T.O.; W/Gear Drive	38442		6527BR	15446-01			
P.T.O.; W/Variable Speed Drive	38439		6630BR	Blade	1705034		6835
Blade Drive	38440		6702BR	Drive; W/21" Rotary Mower	1108461		6828
934600				Drive;	1108462	2290	6829
Blade Drive	38440		6702BR	16402			
935400				Belt;	1108461	2300	6830
P.T.O.; W/Gear Drive	38362		6838BR	17428-02; 17429-01; 17429-02			
P.T.O.; W/Variable Speed Drive	38291		6972	Belt	1108485	2520	6852
Blade Drive	38030N		6703BR	18001-01; 18001-02; 18006-01; 18006-02			
M214SP2				Drive			6875
J.S. To Traction	78031N		6433BR	P.T.O.			6863
Snow Throter Attachments				18007			
Snow Blower				Belt; W/38" Deck	1716557		6885
Belt;		3430	6943	18007-01			
BOLENS				Drive	1716557	2850	6885
Mower Attachments				P.T.O.			6862
15FH; 20HD; 21HD				18048-01; 18048-02			
Belt		2300	6830	Blade	1718653		A128
60-01; 60-02; 60A-03				18049			
Belt	1108455	2220	6822	Blade	1718653		A128
155; 200; 220; 230				Drive	1724943		A136
Belt		2300	6830	18049-01; 18049-02			
466-01				Blade	1718653		A128
Blade;	1705034		6835	18071			
Drive;	1705034		6835	Belt	1726723		A133
Eng. To Versamatic	1705033	2220	6822	18110			
				Blade	1725502		A144

Belts for Lawn Attachments

Lawn & Garden Equipment

Application	OEM No.	Standard Belts	Premium Belts
BOLENS - Continued			
Mower Attachments - Continued			
18300			
Blade; W/42" Deck	1728133		6892
Drive; W/B. & S. Eng.	1741576		6881
Drive; W/Tecumseh Eng.	1726701		6877
18301			
Blade; W/42" Deck	1736903		68100
Drive; W/B. & S. Eng.	1741577		6883
Drive; W/Tecumseh Eng.	1739080		6879
18415-01; 18416-01; 18416-02; 18417-01; 18418-01; 18418-02			
Belt; W/32" Deck			6875
18418-03			
Drive; Ser. No. 0400101 Thru 0599999			6875
18420-01; 18421-01; 18422-01; 18423-01			
Drive	1185651		A112
18446-01; 18446-02; 18449-01; 18449-02; 18449-04; 18449-05			
Belt; W/32" Deck			6875
18457-01; 18457-02; 18457-04; 18458; 18458-02			
Drive	1185651		A112
19101-01; 19101-02; 19101-03			
Blade	1715213		6861
P.T.O.			6853
19102-01; 19102-02			
Blade			6875
P.T.O.	1717861		6856
19107-01			
Blade	1715213		6861
P.T.O.			6853
19108-01			
Blade			6875
P.T.O.	1717861		6856
19209; 19210; 19211			
Drive	1724943		A136
19303; 19303-01; 19303-02			
Belt; W/32" Deck			6875
19307; 19307-01; 19307-02; 19307-03		2850	6885
Belt; W/38" Deck	1716557		
19308			
Belt; W/32" Deck			6875
19342-01; 19342-02; 19343-01			
Drive	1185651		A112
19601-01; 19601-02			
Belt			6860
20042S			
Blade; W/42" Deck	1736903		68100
P.T.O.; W/42" Deck	1744493		6868
20425-01; 20426-01; 20427-01		2215	
Belt	1707640		
30036S			
Deck	1746823		68105
30042R; 30042S			
Deck	1743875		A158
31036S			
Deck	1746823		68105
51042S			
Belt; W/36" Deck	1746823		68105
1724148			
P.T.O.; W/48" Deck	1721967		6852
1748274			
Drive; W/60" Deck	1724943		A136
1750842			
Drive; W/48" Deck	1724943		A136
RM419-01; RM419-02; RM419-03; RM422-02; RM424-01		2230	6823
Belt	1108456		

Application	OEM No.	Standard Belts	Premium Belts
BOLENS - Continued			
P.T.O. Kits			
18309; 18309-04; 18309-05			
Belt			6838
18318			
Belt; W/B. & S. Eng.			6838
Belt; W/Tecumseh Eng.	1742385		6372
Sicklebar Attachments			
21310-02; 21311-02			
Belt;	1108473	2370	6837
A302B; A302B-01			
Belt;	1108552	3430	6943
B303; B304			
Belt; Gardener	1108562	3530	6953
BR340; BR342			
Belt; Gardener; W/B. & S. Eng.	150173	3560	6956
Belt; Gardener; W/Wisconsin Eng.	150168	3590	6959
HD310-01; HD311-01			
Belt;	1108473	2370	6837
R308; R308-01			
Belt;	1108455	2220	6822
S309; S309-01			
Belt;		2310	6831
Snow Thrower Attachments			
36"			
Lower Belt	212261		6887
Upper Belt	37756		6856
38"			
Belt;	1746823		68105
10136			
Eng. To J.S.	37756		6856
J.S. To Snow Thrower	212261		6887
15104			
Drive	1722523		6849
15512-01			
Belt;	1705326	2370	6836
15512-02			
Belt;	1108547	3380	6938
18002-01; 18002-02; 18002-03			
Drive			6841
18148			
Blade	1728133		6892
P.T.O.; W/B. & S. Eng.; W/77" Belt O.C.	1726701		6877
P.T.O.; W/Tecumseh Eng.; W/81" Belt O.C.	1742385		6372
20510-01			
Belt	1108461		6828
22513-02; 22513-03			
Belt;	1712687	2475	
A505B; A505B-01			
Drive To Countershaft	1108576	3670	6967
Eng. To Drive;	1108554	3450	6945
F505-01			
Belt;	1108466		6833
Drive	1108474	2410	6841
Eng.;	1108461		6828
RM509-01			
Belt;		2290	6829
S504; S504-01			
Belt;	1108470	2370	6837
Sprayer Attachments			
15652-03			
Belt	1108501	2680	6868
M652-01			
Belt	1108481	2480	6848
M652-02			
Belt	1108476	2430	6843

Belts for Lawn Attachments

Lawn & Garden Equipment

Application	OEM No.	Standard Belts	Premium Belts
BOLENS - Continued			
Tiller Attachments			
18608 Belt; Ser. No. 0100101 Thru 0199999	1745371		6854
20326 Secondary			6840
23609-01 Belt;	1709698		6943
23609-02 Belt;	1711845		6944
51042R Belt; W/42" Tiller	1746823		68105
RM606-01; RM606-02; RM606-03 Belt; W/29" Belt O.C.	1108462	2290	6829
Belt;	1108461		6828
S605 Belt	1108475		6842
BROUWER			
Mower Attachments			
13C850 Belt; W/33" Belt O.C.			③ 6833
Left Mid Reel Deck; Right Mid Reel Deck Belt; W/40" Belt O.C.			③ 6840
Vacuum Attachments			
BV138 Blower			② 6950
BUNTON			
Mower Attachments			
633003; 633400 P.T.O.	38463		6962
634003; 634400 P.T.O.	38442		6527BR
Blade Drive	38440		6702BR
635400 P.T.O.	38362		6838BR
Blade Drive	38030N		6703BR
636406; 636406A P.T.O.	2721255		6812BR
Blade Drive	128003		6485BR
655202 P.T.O.	2188175		6721BR
Blade Drive	2188176		6574BR
656102 P.T.O.	2188134		6480BR
Blade Drive	128003		6485BR
BUSH HOG			
Mower Attachments			
412; 412A; 412C; 412G; 412SA P.T.O.;	918		B144
2001 P.T.O.; W/103" Belt O.C.	12731		B100
P.T.O.; W/127" Belt O.C.	12730		B124
P.T.O.; W/147" Belt O.C.	918		B144
P.T.O.; W/161" Belt O.C.	12728		B158
P.T.O.; W/165" Belt O.C.	12727		B162
ATH600 Blade Drive	88667		6599BR
ATH720 Blade Drive	88843		6892BR
RDTH60 Blade Drive	88667		6599BR
RDTH72 Blade Drive	88843		6892BR

③ Three Required.

Application	OEM No.	Standard Belts	Premium Belts
BUSH HOG - Continued			
Mower Attachments - Continued			
TD-1100 Blade Drive	96814		6665BR
TD-1500; TD-1700 Blade Drive; W/60" Deck	88667		6599BR
Blade Drive; W/72" Deck	88843		6892BR
CASE, J.I.			
Mower Attachments			
38" Rotary Drive;	A70226		3V670
Spindle;	A70227		6868
44" Rotary Drive;	A70296		6964
Spindle;	A70304		6882
Drive;	A70525		3V670
Spindle;	C10919		3V750
E38; E44; E44R; E44T; F42; F44 Blade	C23811		3V750
F46 Blade	C22708		6880
Drive	C23810		6869
G40 Blade	C23810		6869
Drive	C23805		6866
G41 Drive;	C15411		6892
G44 Blade	C22707		6876
Drive;	C23804		6870
G46 Blade	C22708		6880
Drive;	C23804		6870
H40 Blade	C16093		6869
Eng. To Deck	C22707		6876
H44 Blade	C16094		6876
H46 Blade	C14965		6880
Eng. To Deck	C22707		6878
H50; H54 Deck	C22707		6878
J40 Blade	C16093		6869
Eng. To Deck	C23808		6873
J44 Blade	C16094		6880
J45 Belt	C23808		6873
J46 Blade	C14965		6880
J48; J50; J54; K45; K46; K48 Belt	C23808		6873
Snow Thrower Attachments			
C36 Secondary Drive;	C11116	3460	6946
C36R Secondary Drive;	C10510		3V450
C36S Primary Drive;			6939
Secondary Drive;	C11116	3460	6946
C48S Secondary Drive;	C10510		3V450
CT36 Secondary Drive;	C11116	3460	6946

② Two Required.

Belts for Lawn Attachments

Lawn & Garden Equipment

Application	OEM No.	Standard Belts	Premium Belts
CASE, J.I. - Continued			
Snow Thrower Attachments - Continued			
CT36R Secondary Drive;C10510			3V450
CT36S Primary Drive; Colt Delux, Colt Super Secondary Drive; Colt Delux, Colt SuperC11116		3460	6939 6946
CT48S Secondary Drive; Colt Rancher, Colt Super H ...C10510			3V450
D48S Secondary Drive; Colt 2110C11116		3460	6946
F80; F84; G80 Primary Drive;C14116			6841
G81 Primary DriveC15337			6884
G84 Primary Drive;C14116			6841
H80 Primary Drive;C16498			6876
H84 Primary Drive;C16498			6881
J80 Primary Drive;			6882
J81 Primary Drive;C23950			6882
J84 Primary Drive;C23949			6882
K80 Primary Drive;C23538			6881
K81 Primary Drive;C23950			6882
K84; L80 Primary Drive;C23538			6881
L81 Primary Drive;C23950			6882
L84 Primary Drive;C23538			6881
R82 Primary Drive;C29680			6880
SB36 Secondary Drive; Colt 2110C11116		3460	6946
SB48 Secondary Drive; Colt 2110C11116 Secondary Drive; Colt 2310, Colt 2510, Colt 2712C11116		3460	6946 6946
Tiller Attachments			
J72 Belt; W/71" Belt O.C.C19161			6871
COAST TO COAST			
Snow Thrower Attachments			
706-5; 716-3 Belt7540113		3480	6948
CONTINENTAL BELTON			
Mower Attachments			
KTA54 Hood			69100
KTR48 HitchKTR131120 Hood			B116 69100
KTR60GA Hitch; W/123" Belt O.C. Hitch; W/131" Belt O.C. Hitch; W/139" Belt O.C.KTR131140 Hitch; W/143" Belt O.C. Hitch; W/147" Belt O.C.KTR131148			B120 B128 B136 B140 B144

Application	OEM No.	Standard Belts	Premium Belts
CONTINENTAL BELTON - Continued			
Mower Attachments - Continued			
KTR60GA - Continued Hood; W/115" Belt O.C.KTR131116			B112
MWR48 HoodKTR131116			B112
MWR60 HoodKTR131136			B133
COUNTRY CLIPPER			
Lawn Mower Attachments			
4200 Blade			6896
CUB CADET			
Mower Attachments			
328; 337 Blade7543026			6860
357 Blade; W/38" Deck7543002 Deck; W/38" Deck7543001			6872 6757BR
358; 359; 360 Deck7543003			6614BR
361 Deck; W/50" Deck7543006			6714BR
363 Blade; W/38" Deck7543036			6847BR
374 Deck; W/60" Deck7543023			6994
392 Blade; W/44" Deck7543027 Deck; W/44" Deck7543029			6886 6620BR
441 Blade; W/38" Deck7543036 Deck; W/38" Deck7543029			6847BR 6620BR
446 Deck; W/46" Deck7543029			6620BR
Lawn Tractor			
Belt7543029			6620BR
Spindle; W/36" Deck7543026			6860
Spindle; W/44" Deck7543027			6886
Snow Thrower Attachments			
45" Belt; W/2-Stage Blower Attachment7540284			6941
350 Auger; W/40" Auger7540330 P.T.O. Drive; W/40" Auger7540352			6890 6848
450 Auger; W/45" Auger7540340			6984
Tiller Attachments			
400 Drive; W/8 H.P. Eng.7540253			6843
443 Rear P.T.O. Kit7543012			Ⓢ6832
DYNAMARK			
Edger Attachments			
PA259A; PA259B Belt;2363		2440	
PA261; PA261A Double Pulley To Quill;RM2543 Eng. To Double Pulley;PA8408		2220	6828 6822
Mower Attachments			
1425 Cutter Bar; W/42" Rotary Mower1501000 P.T.O.; W/42" Rotary Mower1501001			6890 6463BR

② Two Required.

Belts for Lawn Attachments

Application	OEM No.	Standard Belts	Premium Belts
DYNAMARK - Continued			
Mower Attachments - Continued			
1430 Tiller Adaptor			
Drive	1501105		6951
13442 Kit			
Blade; W/82" Belt O.C.	48044		6454BR
13443 Kit			
Blade; W/71" Belt O.C.			6971
540400			
Blade; W/92" Belt O.C.	527711M1		6892
Blade; W/98" Belt O.C.			6898
Deck; W/50" Belt O.C.	511277M2		6850
Deck; W/53" Belt O.C.			6853
14180000			
Blade; W/92" Belt O.C.	527711M1		6892
Blade; W/90" Belt O.C.	15010000		6890
53810100			
Deck	25883		6943
Snow Thrower Attachments			
PA263A			
Belt	PA8408	2220	6822
Tiller Attachments			
1460-0			
Belt;	PA8271		6827
5419			
Belt	514806M1		6835
PA260A			
Belt;	PA8271		6827
EDNEY			
Mower Attachments			
Estate Mower			
Deck	A105		68107
ENGINEERING PRODUCTS			
Hyd. Pump Attachments			
Side Mounted Pump			
Belt; 1974 & Older	810000		6831
Top Mounted Pump			
Belt; 1975 & Newer	810025		6825
Sprayer Attachments			
35" Deck			
Belt	810000		6831
EXMARK			
Mower Attachments			
FMD-52			
Cross Deck	603576		6480BR
Eng. To Deck; Ser. No. 83999 & Before	543898		6991
Eng. To Deck; Ser. No. 84000 & After	543028		6649BR
Eng. To Deck; Ser. No. 115000 & After	543749		6649BR
FMD-60			
Cross Deck	603045		6928BR
Eng. To Deck; Ser. No. 89999 & Before	543521		6987
Eng. To Deck; Ser. No. 90000 & After	543523		6839BR
FMD-523			
Cross Deck	603576		6480BR
Eng. To Deck; Ser. No. 115000 & After	543749		6649BR
FMD-603			
Cross Deck	603045		6928BR
Eng. To Deck; Ser. No. 115000 & After	543523		6839BR
Vacuum Attachments			
651361			
Drive	653332		6545BR
651446			
Drive	653438		6839

Application	OEM No.	Standard Belts	Premium Belts
EXMARK - Continued			
Vacuum Attachments - Continued			
654359; 654360			
Drive	653332		6545BR
LHPUV52			
Belt; Lazer Z HP; W/52" Deck	653438		6839
Drive	653333		6565BR
LHPUV4448			
Drive	653332		6545BR
FERRIS INDUSTRIES, INC.			
Mower Attachments			
4000/72			
Deck; Ser. No. 101 Thru 375	22439		6771BR
Deck; Ser. No. 376 & After	5022854		6935BR
5000/72			
Deck	22439		6771BR
FORD			
Hyd. Lift Attachments			
Gear Tractors			
Belt	343092		6726
Hydrostatic Tractors			
Belt	343093		6728
Mower Attachments			
09GN-2057			
Mower Drive; W/30" Deck	240773		6874
09GN-3658			
Center	235955		6739
Drive	235956		6880
09GN-3659			
Drive	11793		6989
09GN-3661			
Drive	11793		6989
Deck	234292		6993
09GN-3662			
Blade; W/48" Deck	11792		6996
Deck	234292		6993
09GN-3674			
Primary; W/36" Snow Thrower	210752		6870
09GN-3682			
Blade; W/42" Deck	11793		6989
Drive; W/42" Deck; W/50" Belt O.C.	235000		6950
Drive; W/89" Belt O.C.	11793		6989
09GN-3683			
Blade; W/42" Deck			6996
Drive; W/42" Deck	237685		6948
09GN-3699			
Blade; W/38" Deck	213676		6885
09GN-3700			
Blade; W/38" Deck	237738		6886
30" Reel Mower			
Primary	343104		6843
Secondary	343105		6842
9524; 9528; 9594			
Blade; W/34" Rotary Mower	329183		6890
9732; 9737			
Blade Drive; W/36" Rotary Mower	325877		6859
Deck; W/36" Rotary Mower	331599		6868
9788			
Blade; W/50" Rotary Mower	330503		6897
Deck; W/50" Rotary Mower	328821		6883
9789; 9826; 9835			
Blade; W/42" Rotary Mower	328821		6883
Deck; W/42" Rotary Mower	328891		6377
9838			
Blade; W/50" Rotary Mower	330503		6897
Deck; W/50" Rotary Mower	328892		6883

Belts for Lawn Attachments

Lawn & Garden Equipment

Application	OEM No.	Standard Belts	Premium Belts
FORD - Continued			
Mower Attachments - Continued			
9607441			
Deck; W/42" Deck	235000		6950
Drive; W/42" Deck	11793		6989
9607442			
Deck	11792		6996
9607443			
Belt; W/89" Belt O.C.	11793		6989
9607444			
Belt; W/93" Belt O.C.	234292		6993
Belt; W/96" Belt O.C.	11792		6996
Reel Mower			
Primary;	343104		6843
Secondary;	343105		6842
P.T.O. Attachments			
540 RPM			
Belt	343197		6886
Snow Thrower Attachments			
9533; 9577; 9646			
Belt	545294		6864
9682			
Belt	344218		6865
9746			
Belt	328973		6863
9752			
Belt	344218		6865
Snow Thrower			
Belt;	330599		6835
Tiller Attachments			
9724			
Belt	326946		6968
9761; 9774; A59724			
Belt	343196		6967
Vacuum Attachments			
Vacuums			
P.T.O.			6868
GAMBLE SKOGMO			
Mower Attachments			
34" Rotary			
Blade	754184		6852
Deck	754180		6510BR
190-935A			
Deck	7540230		6755BR
196-982A			
Drive	754125		6428BR
197-957A; 197-958A			
Deck	7540213		6853
Red Rider			
Blade - Left		2310	6831
Blade - Right		2300	6830
Snow Thrower Attachments			
190-930A			
Lower Drive	7540236		6885
Upper Drive	7540206		6850
194-795A			
Auger	754186		6882
Drive	754180		6510BR
195-968A; 195-969A			
Belt; W/31" Belt O.C.	S610	3310	6931
Tiller Attachments			
190-766A; 19766-0			
Belt	7540253		6843

Application	OEM No.	Standard Belts	Premium Belts
GILSON			
Alternator Attachments			
739; 63585; 63591; 63611			
Eng. To Alt.; W/Twin Cyl. Eng.	200416		6932
Broom Attachments			
753			
Belt	4816G		6887
Composter Attachments			
63535			
Eng. To Composter	17653		6847
63546			
Primary	24602		6899
Secondary	200414		6883
Mower Attachments			
380R; 380S			
Blade	9303	1250	6725
724			
Blade	11792	3960	6996
731; 735			
Blade	9303	1250	6725
741			
Blade	11793		6989
Primary	12684		6996
Secondary	200624		6980
777			
Eng. To Deck	14159		6840
902; 932			
Blade	3053		6844
943			
Blade	9303	1250	6725
33161-B			
Blade	11792		6996
Deck	12684		6996
62508; 62511			
Eng. To Deck	14159		6840
63500			
Blade	9303	1250	6725
63521			
Blade	11793	3890	6989
Primary	12684		6996
Secondary	200624		6980
63522			
Blade	11792	3960	6996
63545			
Blade	11793	3890	6989
Primary	12684		6996
Secondary	200624		6980
63548			
Blade	11792	3960	6996
63549; 63550; 63563			
Blade	11793	3890	6989
Primary	12684		6996
Secondary	200624		6980
63587; 63588			
Blade	11793		6989
Eng. To Deck	36806		6953
63601			
Blade	11793	3890	
Primary	12684		6996
Secondary	200624		6980
63602			
Blade	11793		6989
Primary	12684		6996
Secondary	200624		6980
63603			
Primary	12684		6996
Secondary	200624		6980

Belts for Lawn Attachments

Lawn & Garden Equipment

Application	OEM No.	Standard Belts	Premium Belts	Application	OEM No.	Standard Belts	Premium Belts
GILSON - Continued				GOODALL			
Mower Attachments - Continued				Mower Attachments			
63609; 63622				30RAX Brookwood Reel Mower			
Blade	11793		6989	Belt	W00662		6837
Eng. To Deck	36806		6953	36RA Rotary Mower			
63623				Belt	W00694		6836
Eng. To J.S.	37756		6856	GRASSHOPPER			
J.S. To Mower	209581		6886	Mower Attachments			
63624				52"			
Blade	200982		6878	Drive	382800		6547BR
Eng. To Deck			6981	72"			
63640				Belt			②6944
Eng. To Deck	213676		6885	744			
63648				Belt	382730		6935
Blade			6866	752			
Sicklebar Attachments				Belt; W/39" Belt O.C.	382750		6939
63557; 63571				Belt; W/41" Belt O.C.	382753		6941
Secondary			6984	1044			
Snow Thrower Attachments				Belt	382730		6935
751				1052			
Eng. To Blower	13072		A70	Belt; W/39" Belt O.C.	382750		6939
62513				Belt; W/41" Belt O.C.	382753		6941
Primary			6854	1544			
Secondary	209630		6839	Belt	382730		6935
62527; 62531				1552			
Eng. To J.S.	37756		6856	Belt; W/39" Belt O.C.	382750		6939
J.S. To Snow Thrower	37756		6856	Belt; W/41" Belt O.C.	382753		6941
63504				2044; 2144			
Eng. To Blower	18263		6844	Belt	383000		6649BR
63528; 63556				5052			
Eng. To Blower	13072		A70	Belt	382037		6464BR
63593; 63599				6044			
Eng. To J.S.	37756		6856	Belt	383000		6649BR
J.S. To Snow Thrower	37756		6856	6052			
63604				Belt	382037		6464BR
Eng. To Blower	13072		A70	6061			
63605				Blade To Blade	382049		6592BR
Primary			6854	6152			
Secondary	209630		6839	Belt	382037		6464BR
63618				6261			
Eng. To J.S.			6856	Blade To Blade	382049		6592BR
J.S. To Snow Thrower	209581		6886	GRAVELY			
63619				Blower Attachments			
Eng. To J.S.	37756		6856	17303E1; 17304E1			
J.S. To Snow Thrower	209581		6886	Drive;	17798P1		6840
63620				Generator Attachments			
Primary			6854	Starter Gen.			
Secondary	209630		6839	Belt;			3V400
63645				Gov. Attachments			
Eng. To J.S.	37756		6856	Westchester-Gov.			
J.S. To Snow Thrower	212261		6887	Belt;			6719
Tiller Attachments				Mower Attachments			
746; 782; 63525; 63553; 63558				30" Wing Reel Mower			
Primary	12570	3560	6956	Belt;	13472	3300	6930
Secondary	200626		6940	32" Flail Mower			
63579				Belt;	12077		BX38
Traction	27093		6847	40" Rotary			
63606				Drive; W/38" Belt O.C.; For Convertible Tractor 9240PI			6838
Primary	12570	3560	6956	Drive; W/76" Belt O.C.; For Convertible Tractor 25129			6876
Secondary	200626		6940	Drive; W/117" Belt O.C.; For Convertible Tractor	14673P1		68117
63631				40" Wing Eng. Driven			
Traction	214170		6858	Blade;	25129		6876
63639				Main Drive;	31912		6849
Secondary			6840				

② Two Required.

Belts for Lawn Attachments

Lawn & Garden Equipment

Application	OEM No.	Standard Belts	Premium Belts
GRAVELY - Continued			
Mower Attachments - Continued			
50" Bladed Top Hat			
Drive; W/46" Belt O.C.; For Convertible Tractor ..			6846
Drive; W/51" Belt O.C.; For Convertible Tractor .			6951
Drive; W/127" Belt O.C.; For Convertible Tractor	11216		6486BR
50" Rotary Mower			
Blade - Left;			6949
Blade - Right;			6954
50" Wing Mower			
Blade;	11216		6486BR
Primary;	23639		B64
Secondary;	23640		B95
60" Rotary Mower			
Bottom Deck;	31383		②6387
72" Rotary Mower			
Blade;	22068		6869
Drive;	22069		B148
15459E1			
Eng. To Deck	15355P1		6838
15689E1			
Drive	9240P1		6838
22013			
Blade	22068		6869
31855			
Eng. To J.S.	31912		6849
J.S. To Blade	25129		6876
895401			
Drive	07200424		6665BR
895409			
Drive - Upper	07200424		6665BR
Comm. Mower; Front Or Center Mounted			
Drive; W/40" Deck	9240P1		6838
Gang Wing Reel Mower			
Belt;	13474	3320	6932
MA551			
Drive	12077P1		6941
Reel Mower			
Single;	M475	3300	6930
Pump Attachments			
Meyers Pump			
Belt;		3560	6956
Sicklebar Attachments			
Haban Sicklebar			
Drive;	6267		6875
Snow Thrower Attachments			
Snow Thrower			
Fan	36880		6834
Trans.	26121		3V335
Sprayer Attachments			
Sprayer-Pump			
Agitator	A409	3580	6958
Belt;	A408	3710	6971
Vacuum Attachments			
36980			
Drive;	36987		6872
GRAZER			
Lawn Mower Attachments			
0042T11			
Blade	9003003A		6895
Deck	9003004		6854
0042T112			
Deck	9003004		6854

Application	OEM No.	Standard Belts	Premium Belts
GRAZER - Continued			
Lawn Mower Attachments - Continued			
0042TC11-2000 Series			
Blade; W/48" Belt O.C.	9003007		6848
Blade; W/53" Belt O.C.	9003006		6853
Deck	9003009		6858
0042TCSS			
Blade; W/48" Belt O.C.	9003007		6848
Blade; W/53" Belt O.C.	9003006		6853
Deck	9003004		6854
52" Shaft Drive			
Blade To Blade; W/Wrapped Belt	9003017		6958
Blade To Blade; W/Notched Belt	9003012		BX55
0052T; 0052TC			
Deck	9003004		6854
0052TC11-2000 Series			
Deck	9003009		6858
0052TCSS			
Deck	9003004		6854
62" Shaft Drive			
Blade To Blade; W/63" Belt O.C.	9003021		6963
Blade To Blade; W/68" Belt O.C.	9003020		6968
0062TC11			
Dual Deck Drive	9003009		6858
0062TCSS			
Deck	9003004		6854
72" Shaft Drive			
Blade To Blade; W/78" Belt O.C.	9003015		6978
Blade To Blade; W/81" Belt O.C.	9003016		6981
G42A12; G52T; G52TC			
Deck	9003004		6854
Vacuum Attachments			
42" Deck			
Fan; W/12.5 H.P. Eng.; 1987-1982	9003013		6834
Fan; W/16, 18 H.P. Eng.; 1987-1982	9003010		6835
42T12			
Fan; 1989-1988	9003013		6834
42TCSS			
Fan; 1989-1988	9003012		BX55
52" Deck			
Fan; 1989-1982	9003000		6838
62" Deck			
Fan; 1989-1982	9003014		6944
HAHN ECLIPSE			
Mower Attachments			
7401 Series; 7402 Series; 7403 Series			
Blade	308389		6745
7407 Series			
Eng. To Deck	308434		3V600
7408 Series; 7409 Series			
Blade	308389		6745
7415 Series			
Eng. To Deck	308434		3V600
7424 Series			
Eng. To Deck	308457		6841
HEALD			
Mower Attachments			
Mowers			
Clutch	203023		6844
Drive	203024	2770	6877
Snow Thrower Attachments			
Snow Throwers			
Clutch	203025		6895

② Two Required.

Belts for Lawn Attachments

Lawn & Garden Equipment

Application	OEM No.	Standard Belts	Premium Belts	Application	OEM No.	Standard Belts	Premium Belts
HOMELITE				INGERSOLL - Continued			
Lawn Revitalizer Attachments				Mower Attachments - Continued			
26				L-40			
Drive;	174364		6849	Blade; W/69" Belt O.C.; W/38" Blade	C23810		6869
38				Blade; W/71" Belt O.C.; W/38" Blade	C23359		6871
Drive;	105340		6996	L-44			
Mower Attachments				Blade; W/71" Belt O.C.; W/44" Blade	C23359		6871
32M				Blade; W/76" Belt O.C.; W/44" Blade	C22707		6876
Blade	1601520		6870	L-46			
Eng. To Deck	176439		6424BR	Blade; W/71" Belt O.C.; W/48" Blade	C23359		6871
34" Mower Deck				Blade; W/80" Belt O.C.; W/48" Blade	C22708		6880
Drive	JA392606		6893	L-48			
35" Mower Deck				Blade; W/50" Belt O.C.; W/44" Blade	C27120		6850
Drive	JA992251		6864	Blade; W/76" Belt O.C.; W/44" Blade	C22707		6876
36M				M-40			
Blade	1602157		6873	Blade; W/69" Belt O.C.; W/38" Blade	C23810		6869
Eng. To Deck	1601520		6870	Blade; W/71" Belt O.C.; W/38" Blade	C23359		6871
42M				M-44			
Blade	1603077		6882	Blade; W/71" Belt O.C.; W/44" Blade	C23359		6871
Eng. To Deck	1607284		6876	Blade; W/76" Belt O.C.; W/44" Blade	C22707		6876
48M				M-46			
Blade	1603075		6457BR	Blade; W/71" Belt O.C.; W/48" Blade	C23359		6871
Eng. To Deck			6878	Blade; W/80" Belt O.C.; W/48" Blade	C22708		6880
P.T.O. Attachments				M-48			
172				Blade; W/50" Belt O.C.; W/44" Blade	C27120		6850
Drive	123073		6891	Blade; W/76" Belt O.C.; W/44" Blade	C22707		6876
Snow Thrower Attachments				N-40			
32"				Blade; W/69" Belt O.C.; W/38" Blade	C23810		6869
Drive	108209		6415BR	Blade; W/71" Belt O.C.; W/38" Blade	C23359		6871
36"; 42"				N-44			
Drive	1607416		6869	Blade; W/71" Belt O.C.; W/44" Blade	C23359		6871
Tiller Attachments				Blade; W/76" Belt O.C.; W/44" Blade	C22707		6876
30RT				N-46			
Drive	108505		6870	Blade; W/71" Belt O.C.; W/48" Blade	C23359		6871
36RT				Blade; W/80" Belt O.C.; W/48" Blade	C22708		6880
Drive	105340		6996	Snow Blower Attachments			
Vacuum Attachments				112YT			
26"				Eng. To Auger	C29680		6880
Drive	174364		6849	F-80; F-84; G-80; G-84			
38"				Primary Drive	C14116		6841
Drive	105340		6996	H-80			
173				Primary Drive	C16498		6876
Drive	165048		6775BR	H-84			
INGERSOLL				Primary Drive; W/76" Belt O.C.	C16498		6876
Mower Attachments				Primary Drive; W/81" Belt O.C.	C16499		6881
J-40				J-80; J-81; J-84			
Blade; W/69" Belt O.C.; W/38" Blade	C23810		6869	Primary Drive	C23950		6882
Blade; W/71" Belt O.C.; W/38" Blade	C23359		6871	K-80			
J-44				Primary Drive; W/75" Belt O.C.	C23538		6875
Blade; W/71" Belt O.C.; W/44" Blade	C23359		6871	Primary Drive; W/81" Belt O.C.	C23539		6881
Blade; W/76" Belt O.C.; W/44" Blade	C22707		6876	K-81			
J-46				Primary Drive	C23950		6882
Blade; W/71" Belt O.C.; W/48" Blade	C23359		6871	K-84; L-80			
Blade; W/80" Belt O.C.; W/48" Blade	C22708		6880	Primary Drive; W/75" Belt O.C.	C23538		6875
K-40				Primary Drive; W/81" Belt O.C.	C23539		6881
Blade; W/69" Belt O.C.; W/38" Blade	C23810		6869	L-81			
Blade; W/71" Belt O.C.; W/38" Blade	C23359		6871	Primary Drive	C23950		6882
K-44				L-84			
Blade; W/71" Belt O.C.; W/44" Blade	C23359		6871	Primary Drive; W/75" Belt O.C.	C23538		6875
Blade; W/76" Belt O.C.; W/44" Blade	C22707		6876	Primary Drive; W/81" Belt O.C.	C23539		6881
K-46				R-82			
Blade; W/71" Belt O.C.; W/48" Blade	C23359		6871	Primary Drive; W/38" Snow Blower	C29680		6880
Blade; W/80" Belt O.C.; W/48" Blade	C22708		6880	INTERNATIONAL			
Mower Attachments				Mower Attachments			
38" Mower Drive				Belt	473468R2		6872

Belts for Lawn Attachments

Application	OEM No.	Standard Belts	Premium Belts	Application	OEM No.	Standard Belts	Premium Belts
INTERNATIONAL - Continued				JACOBSEN - Continued			
Mower Attachments - Continued				Mower Attachments - Continued			
BB-36				UT33015			
Drive	475595R1		6827	Deck	JA992251		6864
C-32				P.T.O. Kits			
Primary	493649R1		6873	59542; 59564; 59572			
Secondary	493650R1		6850	Drive	329207		6836
Cadet 75				59665			
Blade; W/Side Discharge			6848	Drive	325074	2840	6884
Forward	549107R1		6839	59669			
Mower	549599R1		6854	Drive	342307	2860	6886
Cadet 85 Special				59674			
Blade; W/Side & Rear Discharge	106990C1		6845	Drive	329253		6890
Forward; W/Side & Rear Discharge	549107R1		6839	59792; 59825; 59834; 59864			
Mower; W/51" Belt O.C.	106465C1		6851	Blade	328821		6883
Mower; W/Side & Rear Discharge	106991C1		6855	Mower	328891		6377
Cadet 95				GT Rear P.T.O.			
Trans.	57842C1		6833	Belt; W/Single Belt	330675		6828
CC-36; CC-42; CW-36				Belt; W/Dual Belts	392445		6828
Drive	475610R1		6728	Snow Thrower Attachments			
OA-36; OA-42				59641			
Drive	487043R1		6728	Elbow Drive	317735		6742
Rotary 2 Spindle				Main Drive	317749		6853
Spindle	464351R1		6830	59644			
Rotary 3 Spindle				Auger	545294	2640	6864
Spindle; W/44" Mower	59701C1		6877	59681			
Spindle; W/50" Mower	59702C1		6885	Drive	344218		6865
Shredder Attachments				59745			
59M				Drive	328973		6863
Drive	596361C1		6830	59750; 59751			
Snow Thrower Attachments				Drive	331594		6832
QA36; QA42				Trans.	328973		6863
Belt	487043R1		3V280	59849			
Tiller Attachments				Drive	330599		6835
1; 1A				59892			
Drive	485609R1		3V530	Drive	392410		6841
JACOBSEN				59895			
Mower Attachments				Drive	330599		6835
59503				Tiller Attachments			
Eng. To Mower	325887		6859	59713			
59504				Drive	326946		6968
Eng. To Mower	326308		6869	Vacuum Attachments			
59527; 59589				Vacuums			
Blade	329193		6890	P.T.O.			6868
59656				JARI			
Clutch	307522		6842	Mower Attachments			
Reel Drive	316910	2430	6843	Rotary Mower			
59730				Blade - Left	E120	2280	6828
Eng. To Mower	331876		6869	Blade - Right	N701	2360	6836
59787				JOHN DEERE			
Blade	328821		6883	Mower Attachments			
59827; 59866				25 Flail; 25A Flail			
Blade	330503		6897	Drive; W/540 R.P.M. Rotor Drive	E51728		TR28570
Mower	328892		6883	34" Mid Mount			
59869				Blade; For Garden Tractor	M43569		6850
Blade	392397		B112	38" Mid Mount			
Eng. To Deck	392433		69100	Deck; For Garden Tractor	M40223		6532BR
59890				Primary; Ser. No. 100000 & Before; For			
Drive	392410		6841	Garden Tractor	M40222		A26
Chief GT				Primary; Ser. No. 100001 & After; For Garden			
Blade; W/82" Belt O.C.; W/42" Rotary Mower	328821		6882	Tractor	M45998		6883
Blade; W/83" Belt O.C.; W/42" Rotary Mower	328892		6883	Secondary; For Garden Tractor	M40224		6857
Drive; W/42" Rotary Mower	390008		6847	Primary; For Garden Tractor	M47766		6508BR
UT32036							
Deck	JA991488		6873				

② Two Required.

Belts for Lawn Attachments

Lawn & Garden Equipment

Application	OEM No.	Standard Belts	Premium Belts	Application	OEM No.	Standard Belts	Premium Belts
JOHN DEERE - Continued				JOHN DEERE - Continued			
Mower Attachments - Continued				Mower Attachments - Continued			
38" Rotary				50" 3-Point Hitch Rotary			
Blade To Blade; Model No. 110, 112; Ser. No. 100000 & Before	M40223		6532BR	Secondary; Model No. 300 Series	M41668		6533BR
Deck; Model No. 110, 112; Ser. No. 100000 & Before	M45998		6883	50" Mid Mount			
Intermediate Drive; Model No. 110, 112; Ser. No. 3550 & Before	M40222		A26	Primary; Model No. 300, 312, 316; Ser. No. 095000 & Before	M45254		6887
Intermediate Drive; Model No. 110, 112; Ser. No. 3551-100000	M40224		6857	Primary; Model No. 314; Ser. No. 285000 & Before	M45254		6887
				Primary; Ser. No. 285001 & After	M82718		6713BR
				Primary;	M89112		6463BR
				Secondary;	M41668		6533BR
39" Mid Mount				60"			
Blade; Ser. No. 176558 & Before; For Garden Tractor	M45998		6883	Deck;	M48444		6744BR
Blade; Ser. No. 176559 Thru 212088; For Garden Tractor	M47043		6377	350 Sickle			
Drive;	M40223		6532BR	Belt; W/540 R.P.M. Rotor Drive	E58483		C107
Primary;	M47766		6508BR	450 Sickle			
				Belt; W/540 R.P.M. Rotor Drive	E58483		C107
39" Rotary				Fan	M97340		6733
Blade To Blade; Model No. 110, 112, 200 Series; Ser. No. 100001-488000	M40223		6532BR	P.T.O.	AM35380		6841
Deck; Ser. No. 176558 & Before; W/83" Belt O.C.	M45998		6883	762			
Deck; Ser. No. 176558 & Before; W/84" Belt O.C.	M47765		6412BR	Primary;			6866
Deck; Ser. No. 176559 & After; W/79 3/4" Belt O.C.	M47043		6377	Secondary;	M82461		6839
Deck; Ser. No. 176559 & After; W/80" Belt O.C.	M47766		6508BR				
41" Mid Mount				Snow Blower Attachments			
Blade;	M40757		6877	359			
Primary; For Garden Tractor	M82721		6888	Drive	AM38778		ⓂB42
41" Rotary				Snow Thrower Attachments			
Blade To Blade; Model No. 120, 140, 300, 312, 314, 317	M40757		6877	32; 32A			
Blade To Blade; Model No. 316; Ser. No. 95000 & Before	M40757		6877	Drive; Ser. No. 400000 & Before	M41668		6533BR
Deck; Model No. 120, 140, 300, 312, 314	M45998		6883	36			
Deck; Model No. 316; Ser. No. 95000 & Before	M45998		6883	Drive;	M43586		6868
Deck; Model No. 317	M82721		6888	37			
				Drive	M45998		6883
46" Mid Mount				37A			
Blade To Blade; Model No. 112; Ser. No. 100000 & Before	M82734		6860	Drive; Ser. No. 110001 & After	M44272		6377
Blade To Blade; Model No. 120, 140, 300 Series	M41668		6533BR	38"			
Deck; Ser. No. 100001 & After	M45998		6883	Drive;	M79204		6874BR
Deck; Ser. No. 100000 & Before	AM31159		Ⓜ6828	Drive; Ser. No. 400001 & After	M134268		6874BR
Deck; Model No. 120, 140, 314	M45254		6887	47" 2 Stage Mid Mount			
Deck; Model No. 316; Ser. No. 285000 & Before	M45254		6887	Drive;	M85442		6841
Deck; Model No. 316; Ser. No. 285001 & After	M82718		6713BR	49			
Deck; Model No. 317, 318	M82718		6713BR	Traction Mount Idler;	M42485		6846
Deck;	M41960		6653BR	Traction Mount Idler; Ser. No. 285001 & After	M82719		6849
Deck; Model No. 322, 330, 332	M89112		6463BR	Traction Mount Idler;	M82719		6847
47"				338			
Blade; Ser. No. 205468 & Before; For Garden Tractor	M45998		6883	Drive	M134268		6874BR
Drive;	M41960		6653BR	Tiller Attachments			
47" Rotary				30			
Blade To Blade	M41960		6653BR	Primary Drive; Ser. No. 100,000 & Before	M43489		6857
Deck; Ser. No. 205468 & Before; W/83" Belt O.C.	M45998		6883	Primary Drive;	M47770		6858
Deck; Ser. No. 205469 & After; W/79 3/4" Belt O.C.	M47043		6377	Secondary Drive; Ser. No. 100,000 & Before	M41140		BX124
Deck; W/84" Belt O.C.	M47765		6412BR	30"			
				Primary Drive - Front;	M84223		6862
48" Mid Mount				31			
Blade; Exc. Model 317; For Garden Tractor	M45998		6883	Primary Drive; Ser. No. 100001 Thru 118000	M43489		6857
Drive;	M41668		6533BR	Primary Drive; Ser. No. 118001 & After	M47770		6858
Primary; For Garden Tractor	M119872		6524BR	Secondary Drive; Ser. No. 100001 & After	M47771		B112
48" Rotary				33			
Blade To Blade; Model No. 120, 140, 300, 312, 314, 317	M41668		6533BR	Primary;	AM32636		ⓂA34
Blade To Blade; Model No. 316; Ser. No. 95000 & Before	M41668		A96	Primary; Ser. No. 30000 & Before	AM32172		ⓂA33
Deck; Model No. 120, 140, 300, 312, 314	M45254		6886	Primary; Ser. No. 30001 & After	AM32636		ⓂA34
Deck; Model No. 316; Ser. No. 95000 & Before	M45254		6886	Hydraulic Tiller			
Deck; Model No. 317	M82718		6713BR	Drive;	AM101711		Ⓜ6825
				Optional Drive; Ser. No. 285001 & After; W/90" Belt O.C.	M82718		6713BR
				Optional Drive; Ser. No. 285001 & After; W/25" Belt O.C.	AM101711		Ⓜ6825
				Optional Drive;	AM101711		Ⓜ6825
				Primary Drive; W/38" Tiller	M47766		6508BR

Ⓜ Two Required.

Belts for Lawn Attachments

Application	OEM No.	Standard Belts	Premium Belts	Application	OEM No.	Standard Belts	Premium Belts
JOHN DEERE - Continued				LAWN BOY			
Tiller Attachments - Continued				Mower Attachments			
Hydraulic Tiller - Continued				63706; 63707			
Primary Drive; W/46" Tiller	M47765		6412BR	Deck	11793		6989
Primary Drive;	M82718		6713BR	Drive	235000		6950
Vacuum Attachments				636675			
Vacuums				Drive			
P.T.O.			6867		245477		6884
KUBOTA				LAWN ROVR			
Mower Attachments				Mower Attachments			
B425				Mower			
Drive	7008000656		6892	Belt			6877
B445				Rotary Mower			
Blade			6883	Spindle		2340	6834
Drive			6898	MASSEY FERGUSON			
B3048				Hyd. Lift Attachments			
Blade	7008001412		6984	Power Lift			
K44				Gen.			
Blade;	7008000246		A110		511485M1		7320
Deck;	7008000247		6883	Mower Attachments			
K48				1691220			
Blade			6890	Arbor	1656960		6811BR
Drive			A120	P.T.O.	1666801		6640BR
K60				1691221			
Blade			6961	Arbor	1657044		6521BR
L3560				P.T.O.			
Blade	7008000963		6974		1713515		6458BR
MR4800				1691607			
Blade	7072134710		6995	Drive	1679913		6745
RC40; RC40-G				1691815			
Blade	7071334770		6984	Arbor	1716854		6643BR
RC44-42; RC44-G				1691816			
Blade	7071234710		6989	Arbor	1721532		6798BR
RC60-20; RC60-25; RC60-27				P.T.O.			
Belt	7070634710		C109		1601672		6799BR
RC60-71H; RC60-82H; RCB60-1				1692003			
Blade	7072234710		B108	Drive	1679914		6749
LAND PRIDE				1692030			
Mower Attachments				Drive			
AFM4211				1692038			
Drive	816142C		6856BR	Arbor	1703836		6524BR
AFM4214				P.T.O.			
Drive	816063C		6800BR		1707740		6869
AFM4216				1692172; 1692173			
Drive	816141C		6879BR	Drive	1719746		6873
FDR1648				1692174			
Drive	816142C		6856BR	Drive	1719819		6434BR
FDR1660				1692257			
Drive	816308C		6858BR	Drive	1679914		6749
FDR2548				1692410			
Drive	816142C		6856BR	Arbor	1713549		6478BR
FDR2560				1692544			
Drive	816308C		6858BR	Drive	1719746		6873
FDR2584				1692546			
Drive	816064C		6769BR	Drive	1719819		6434BR
LASTEK				1692589; 1692683			
Mower Attachments				Arbor			
325EF; Articulator				1692685; 1692687			
Blade - Left Wing			6989	Arbor	1721532		6798BR
Blade - Right Wing			6987	P.T.O.	1601672		6799BR
				1692689			
				Arbor			
				P.T.O.			
				1692716			
				Drive			
				1692858			
				Drive			
				1692882			
				Arbor			
				P.T.O.			

Lawn & Garden Equipment

Belts for Lawn Attachments

Application	OEM No.	Standard Belts	Premium Belts
MASSEY FERGUSON - Continued			
Mower Attachments - Continued			
1692913 Arbor	1719819		6434BR
1692915 Arbor	1713549		6478BR
1692936 Drive	1679914		6749
1693079 Arbor	1716854		6643BR
1693106 Drive	1717146		6736
1693228 Drive	1707956		6739
1693236 Arbor	1703836		6524BR
P.T.O.	1719746		6873
1693284 Arbor	1703836		6524BR
P.T.O.	1707740		6869
1693419 Arbor	1657044		6521BR
P.T.O.	1713515		6458BR
1693464 Arbor	1716854		6643BR
1693527 Arbor	1719911		68117
1693558 Arbor	1716854		6643BR
1693560 Arbor	1721532		6798BR
1693585 Arbor	1721533		6856
1693631 Arbor	1671076		6765BR
P.T.O.	1722039		6525BR
1693706 Drive	1720932		6737
1693792; 1693793 Arbor	1716854		6643BR
1693826 Drive	1719819		6434BR
MF7 Rotary Drive	518125M1		6840
MF42E Rotary Blade; Ser. No. 6001 & After	1025557M1	2750	6875
Drive; Ser. No. 6000 & Before	1025542M1	2500	6850
Drive; Ser. No. 6001 & After	1030050M1	2490	6849
MF610 Rotary Drive;	511277M2		6850
P.T.O. Kits			
Front Mounted P.T.O. Belt	513790M1		3V900
Snow Thrower Attachments			
1691521 Drive; 1995-1987	1703466		6484BR
MF36E Belt;	1029730M1	3630	6963
MF620 Auger; Ser. No. 1458-001-585 & Before	1029730M1	3630	6963
Drive; Ser. No. 1458-001-585 & Before	1032843M1		6872
Tiller Attachments			
1690039 Drive	105340		6996
MF650 Rotary Drive	514806M1		6835

Application	OEM No.	Standard Belts	Premium Belts
MASSEY FERGUSON - Continued			
Vacuum Attachments			
1690503 Drive	1665706		6839
P.T.O.	1713549		6478BR
1690990 Fan	1677468		6965
MERRY TILLER			
Mower Attachments			
J2 Belt	862	2400	6840
J3 Belt	1023		6843
J4 Belt	862	2400	6840
Sicklebar Attachments			
H-1; H-2; H-3 Belt	594		6834
H-4; H-5 Belt	1530		6837
MONTGOMERY WARD			
Alternator Attachments			
GIL33060; GIL33259; GIL33435; GIL33438; GIL33439 Eng. To Alt.; W/2-Cyl. Eng.	200416		6932
Composter Attachments			
GIL33059 Eng. To Composter	17653		6847
GIL33112 Primary	24602		6899
Secondary	200414		6883
GIL33423 Eng. To Composter	200414		6883
GIL33432 Primary	24602		6899
Secondary	200414		6883
GIL33541 Eng. To Composter	24602		6899
GIL63535 Eng. To Composter	17653		6847
GIL63607 Primary	24602		6899
Secondary	200414		6883
Mower Attachments			
G33061 Blade	11792	3960	6996
Primary	12684		6996
Secondary	200624		6980
GIL33142; GIL33147; GIL33151 Blade	11793		6989
Primary	12684		6996
Secondary	200624		6980
GIL33161 Blade	11792	3960	6996
Primary	12684		6996
Secondary	200624		6980
GIL33168; GIL33426 Blade	11793		6989
Primary	12684		6996
Secondary	200624		6980
GIL33427 Blade	11792	3960	6996
Primary	12684		6996
Secondary	200624		6980

Belts for Lawn Attachments

Lawn & Garden Equipment

Application	OEM No.	Standard Belts	Premium Belts
MONTGOMERY WARD - Continued			
Mower Attachments - Continued			
GIL33428			
Blade	11793		6989
Primary	12684		6996
Secondary	200624		6980
GIL33472			
Blade	11793		6989
Eng. To Deck	36806		6953
GIL33473			
Blade	200982		6878
Eng. To Deck			6981
GIL33474; GIL33481			
Blade	11793		6989
Eng. To Deck	36806		6953
GIL33482			
Blade	200982		6878
Eng. To Deck			6981
GIL33483			
Blade	11793		6989
Eng. To Deck	36806		6953
GIL33500			
Deck	11792	3960	6996
GIL33501			
Deck	11793		6989
GIL33504			
Deck	12684		6996
GIL33897B			
Belt	213676		6885
GIL33947; GIL34497			
Eng. To Deck			6866
GIL63640B			
Belt	213676		6885
GIL63684			
Blade; W/Electric Clutch	239025		6983
Blade; W/Man. Clutch	239024		6999
Deck	11793		6989
SIM1217A			
Spindle	108151		6863
SIM1244			
Blade	108151		6863
Cross Deck	119037		6878
SIM1265B			
Cross Deck	108099		6844
Spindle	108209		6415BR
SIM1282			
Blade	9303	1250	6725
SIM1344			
Belt	S1A164	2310	6831
SIM1345			
Blade	108151		6863
Cross Deck	108300		6842
SIM1346			
Belt	S1A119	2330	6833
SIM5098A			
Belt	S1A164	2310	6831
SIM5099A			
Belt	S1A119	2330	6833
SIM Model 32"			
Cross Deck	108175		6856
Spindle	108151		6863
TMO33601A			
Belt; W/44" Deck	7540230		6755BR
TMO33602A			
Blade	7540260		5716
TMO33604A			
Blade	7540293		6501BR
Deck	7540230		6755BR

Application	OEM No.	Standard Belts	Premium Belts
MONTGOMERY WARD - Continued			
Mower Attachments - Continued			
TMO33605A			
Blade	7540260		5716
TMO Model 42"			
Drive	7540180		6510BR
Plow Attachments			
Plow Trac			
Belt	504250	3500	6950
Sicklebar Attachments			
GIL3315; GIL33110			
Secondary			6984
SIM1355; SIM5637			
Belt	S4MA19	2370	6837
SIM33311			
Belt; W/57" Belt O.C.	173948		6857
Belt; W/93" Belt O.C.			6993
Belt; W/100" Belt O.C.	173461		68100
Snow Thrower Attachments			
930			
Belt	7540206		6850
GIL33023			
Primary			6854
Secondary	209630		6839
GIL33053; GIL33224; GIL33430			
Eng. To Blower	13072		A70
GIL33431			
Primary			6854
Secondary	209630		6839
GIL33476			
Eng. To J.S.	37756		6856
J.S. To Snow Thrower; W/83" Belt O.C.	37757		6883
J.S. To Snow Thrower; W/86" Belt O.C.	209581		6886
GIL33506			
Eng. To Blower	13072		A70
GIL33523			
Belt	200413		6839
GIL33540			
Belt	209581		6886
GIL33871			
Eng. To J.S.	37756		6856
J.S. To Snow Thrower; W/83" Belt O.C.	37757		6883
J.S. To Snow Thrower; W/86" Belt O.C.	209581		6886
GIL34471			
Eng. To J.S.	37756		6856
SIM1286			
Eng. To Blower; W/44" Belt O.C.	18263		6844
Eng. To Blower; W/72" Belt O.C.	13072		A70
TMO491			
Eng. To J.S.	7540299		6849
J.S. To Drive Pulley	7540294		6889
TMO33012			
Belt	7540206		6850
TMO33848C			
Eng. To J.S.	7540299		6849
J.S. To Drive Pulley	7540294		6889
TMO33848E			
Drive	7540299		6849
Variator	7540294		6889
TMO Model Snow Thrower			
Belt	7540185		6849
Tiller Attachments			
GIL33055; GIL33095; GIL33163; GIL33429			
Primary	12570	3560	6956
Secondary	200626		6940
GIL33498			
Eng. To Tiller	214170		6858

Belts for Lawn Attachments

Lawn & Garden Equipment

Application	OEM No.	Standard Belts	Premium Belts
MONTGOMERY WARD - Continued			
Tiller Attachments - Continued			
GIL33505			
Belt	12570	3560	6956
GIL33522			
Belt	200625		6856
GIL33895			
Secondary			6840
SIM4964; SIM5634 Chor Trac; SIM5634 Power Trac			
Belt	503855		6855
TMO746			
Belt; W/52" Belt O.C.	7540229		6852
Belt; W/95" Belt O.C.	7540283A		6895
TMO766			
Belt; W/43" Belt O.C.	7540253		6843
TMO33603A; TMO33603B			
Eng. To J.S.	7540229		6852
J.S. To Tine	7540283		6895
MOTO-MOWER			
Mower Attachments			
26-6100			
Belt	1021462	2520	6852
61-802			
Belt	5234	1310	6731
6020; 6020E			
Belt; W/29" Belt O.C.	1016174	2290	6829
Belt; W/50" Belt O.C.	1036030	2500	6850
Belt; W/60" Belt O.C.	1022460	2600	6860
Gen.	1048684		7360
6021; 6022			
Eng. To J.S.	1034685	3350	6935
Gen.	1048684		7360
High Speed Drive	1022480		6831
Low Speed Drive	1022149		6832
Transaxle; W/60" Belt O.C.	1022460	2600	6860
Transaxle; W/62" Belt O.C.	1034684	3620	6962
6100; 6700			
Belt	1021462	2520	6852
6800			
Belt	1036030	2500	6850
7100			
Belt	1021462	2520	6852
AHB6020			
Belt; W/29" Belt O.C.	1016174	2290	6829
Belt; W/50" Belt O.C.	1036030	2500	6850
Belt; W/60" Belt O.C.	1022460	2600	6860
Gen.	1048684		7360
MTD PRODUCTS, INC.			
Mower Attachments			
14A-999			
Cross Deck	7540197		6604BR
P.T.O.	7540234		6841
138-803			
Blade; W/44" Deck	7540293		6501BR
Deck	7540229		6852
138-804			
Deck; W/39" Deck	7540271		6557BR
138-805			
Belt	7540248		6431BR
144-993; 145-993			
Cross Deck	7540197		6604BR
190-651			
Deck	7540113	3480	6948
190-761			
Blade	7540125		6428BR

Application	OEM No.	Standard Belts	Premium Belts
MTD PRODUCTS, INC. - Continued			
Mower Attachments - Continued			
190-762A			
Drive	7540180		6510BR
190-765			
Blade	7540250	2530	6853
Deck	7540251		6809BR
190-765A			
Belt; W/38" Deck	7540250	2530	6853
Belt; W/51" Belt O.C.	7540251		6809BR
Blade	7540214		6850
190-794			
Blade	7540328		6949
190-795			
Belt	7540264		6639BR
190-798			
Blade	7540250		6853
Deck	7540214		6850
190-799			
Blade	7540328		6949
190-800			
Blade	7540151		6967
190-801			
Blade	7540145		6488BR
190-803			
Blade; W/44" Deck; W/52" Belt O.C.	7540229		6852
Blade; W/44" Deck; W/74" Belt O.C.	7540293		6501BR
190-804			
Blade - Right	7540271		6557BR
190-805			
Blade; W/38" Deck	7540329		6630BR
190-806			
Belt; W/64" Belt O.C.	7540350		6464BR
Belt; W/79" Belt O.C.	7540349		6637BR
190-823			
Belt	7540125A		6428BR
190-882A			
Belt	7540197		6604BR
190-931			
Blade To Blade	7540260		5716
Eng. To Deck	7540230		6755BR
190-935			
Belt; W/56" Belt O.C.	7540230		6755BR
Belt; W/74" Belt O.C.	7540293		6501BR
190-935A			
Blade	7540230		6755BR
Deck	7540246		6354
190-957A; 190-958; 190-958A			
Drive	7540230		6755BR
190-982; 190-982A			
Blade	7540125		6428BR
190-992; 190-992A			
Belt	7540197		6604BR
190-993			
Cross Deck	7540197		6604BR
190-993A			
Belt	7540197		6604BR
191-651			
Deck	7540113	3480	6948
191-761			
Blade	7540125		6428BR
191-957A; 191-958A			
Drive	7540230		6755BR
191-982A			
Blade	7540125		6428BR
191-992A			
Belt	7540197		6604BR

Belts for Lawn Attachments

Lawn & Garden Equipment

Application	OEM No.	Standard Belts	Premium Belts
MTD PRODUCTS, INC. - Continued			
Mower Attachments - Continued			
192-651			
Deck	7540113	3480	6948
192-761			
Blade	7540125		6428BR
192-931; 192-935			
Blade To Blade	7540260		5716
Eng. To Deck	7540230		6755BR
192-957			
Blade	7540230		6755BR
192-958			
Blade	7540230		6755BR
Drive	7540215		6379
192-962; 192-982			
Blade	7540125		6428BR
192-992; 192-993			
Belt	7540197		6604BR
193-752			
Blade	7540184		6852
Deck	7540180		6510BR
193-762; 193-762A			
Drive	7540180		6510BR
193-962			
Blade	7540125		6428BR
194-762; 194-762A			
Drive	7540180		6510BR
194-765			
Deck	7540250	2530	6853
Drive	7540251		6809BR
194-931			
Blade To Blade	7540260		5716
Eng. To Deck	7540230		6755BR
194-935			
Blade	7540230		6755BR
Deck	7540246		6354
194-957			
Drive	7540230		6755BR
194-958			
Blade	7540230		6755BR
Drive	7540215		6379
194-962; 194-962A			
Blade	7540125		6428BR
194-992; 194-993			
Belt	7540197		6604BR
195-746			
Eng. To Spindle	7540229		6852
Spindle To Snow Thrower	7540283		6895
195-762; 195-762A			
Drive	7540180		6510BR
195-765			
Belt; W/51" Belt O.C.	7540251		6809BR
Belt; W/53" Belt O.C.	7540250	2530	6853
195-795; 195-796; 195-797			
Belt	7540264		6639BR
195-798			
Belt; W/62" Belt O.C.	7540198		6451BR
Blade	7540250		6853
Deck	7540214		6850
195-799			
Blade	7540276		6848
195-800			
Blade	7540151		6967
195-801			
Blade	7540145		6488BR
195-802			
Belt; W/36" Deck	7540277		6871

Application	OEM No.	Standard Belts	Premium Belts
MTD PRODUCTS, INC. - Continued			
Mower Attachments - Continued			
195-803			
Belt; W/52" Belt O.C.	7540229		6852
Belt; W/74" Belt O.C.	7540293		6501BR
195-931			
Blade To Blade	7540260		5716
Eng. To Deck	7540230		6755BR
195-935			
Belt; W/56" Belt O.C.	7540230		6755BR
Belt; W/74" Belt O.C.	7540293		6501BR
195-942; 195-943			
Belt	7540218		6959
195-957			
Drive	7540230		6755BR
195-958			
Blade	7540230		6755BR
Drive	7540215		6379
195-962			
Blade	7540125		6428BR
195-992			
Belt	7540197		6604BR
195-993			
Cross Deck	7540197		6604BR
196-651			
Deck	7540113	3480	6948
196-762A			
Drive	7540180		6510BR
196-765			
Blade	7540250	2530	6853
Deck	7540251		6809BR
196-795; 196-796; 196-797			
Belt	7540264		6639BR
196-798			
Blade	7540250		6853
Deck	7540214		6850
196-799			
Belt; W/30" Deck; W/48 7/8" Belt O.C.	7540328		6949
Belt; W/30" Deck; W/53" Belt O.C.	7540250		6853
196-800			
Blade	7540151		6967
196-801			
Blade	7540145		6488BR
196-802			
Belt; W/36" Deck	7540277		6871
196-803			
Deck; W/52" Belt O.C.	7540229		6852
Deck; W/74" Belt O.C.	7540293		6501BR
196-804			
Deck; W/39" Deck	7540271		6557BR
196-805; 196-806			
Blade; W/38" Deck	7540329		6630BR
196-931			
Deck; W/44" Rear Discharge	7540230		6755BR
196-935			
Deck	7540230		6755BR
Eng. To Deck	7540293		6501BR
196-962; 196-982A			
Blade	7540125		6428BR
196-993			
Cross Deck	7540197		6604BR
197-458A			
Deck	7540213		6853
197-651			
Deck	7540113	3480	6948
197-762A			
Drive	7540180		6510BR

Belts for Lawn Attachments

Lawn & Garden Equipment

Application	OEM No.	Standard Belts	Premium Belts	Application	OEM No.	Standard Belts	Premium Belts		
MTD PRODUCTS, INC. - Continued				MTD PRODUCTS, INC. - Continued					
Mower Attachments - Continued				Snow Thrower Attachments - Continued					
197-957A; 197-958A; 197-975A				191-759A					
Deck; W/53" Belt O.C.	7540213		6853	Auger	7540186		6882		
Deck; W/105" Belt O.C.	7540125		6428BR	J.S.	7540180		6510BR		
197-982A				191-768					
Blade	7540125		6428BR	Belt	6511		A66		
197-992A				191-930A					
Belt	7540197		6604BR	Auger; W/50" Belt O.C.	7540206		6850		
198-651				Auger; W/85" Belt O.C.				7540236	6885
Deck	7540113	3480	6948	192-469; 192-486					
198-761				Auger				7540236	6885
Blade	7540125		6428BR	J.S.	7540185		6849		
198-762A				192-679					
Drive	7540180		6510BR	Belt; W/31" Belt O.C.	S610	3310	6931		
198-957A; 198-958A				Belt; W/67" Belt O.C.				8431	6967
Drive	7540230		6755BR	192-759					
198-982A				Auger				7540186	6882
Blade	7540125		6428BR	J.S.	7540180		6510BR		
198-992A				192-768					
Belt	7540197		6604BR	Belt; W/31" Belt O.C.	S610	3310	6931		
199-651				Belt; W/67" Belt O.C.				8431	6967
Deck	7540113	3480	6948	192-930					
199-761				Belt; W/50" Belt O.C.				7540206	6850
Blade	7540125		6428BR	192-967					
199-762A				Drive				7540238	6892
Drive	7540180		6510BR	194-468					
199-935A				Auger				7540236	6885
Blade	7540230		6755BR	J.S.	7540185		6849		
Deck	7540246		6354	194-469					
199-957; 199-957A; 199-958; 199-958A				Auger				7540202	6885
Drive	7540230		6755BR	Drive	7540185		6849		
199-982; 199-982A				194-469A					
Blade	7540125		6428BR	Belt; W/36" Auger	7540186		6882		
199-992; 199-993				Belt; W/36" Drive				7540185	6849
Belt	7540197		6604BR	194-486					
Snow Thrower Attachments				Auger				7540236	6885
180-469A; 180-486; 180-491; 190-469A; 190-486; 190-491				J.S.				7540185	6849
Auger; W/85" Belt O.C.	7540236		6885	194-759					
Auger; W/89" Belt O.C.	7540294		6889	Belt; W/36" Auger	7540186		6882		
Drive; W/32" Belt O.C.	7540205		6673BR	194-759A					
Drive; W/49" Belt O.C.	7540185		6849	Auger	7540186		6882		
190-496A				J.S.				7540180	6510BR
Auger	7540202		6885	194-930					
Drive	7540185		6849	Auger	7540236		6885		
190-658				Drive				7540206	6850
Belt	6434		6951	194-968A; 194-969A					
190-766A				Belt; W/31" Belt O.C.				S610	3310
Drive	7540253		6843	Belt; W/67" Belt O.C.	8431		6967		
190-768				195-469					
Belt	6511		A66	Auger	7540202		6885		
190-830				Drive				7540185	6849
Eng. To Spindle	7540229		6852	195-486					
190-930				Auger				7540236	6885
Belt; W/50" Belt O.C.	7540206		6850	J.S.	7540185		6849		
Belt; W/88" Belt O.C.	7540291		6641BR	195-759					
190-930A				Auger				7540186	6882
Auger; W/50" Belt O.C.	7540206		6850	J.S.	7540180		6510BR		
Auger; W/85" Belt O.C.	7540236		6885	195-930					
191-469A				Lower Belt				7540236	6885
Auger	7540236		6885	Upper Belt	7540206		6850		
J.S.	7540185		6849	195-967					
191-491				Drive				7540238	6892
Drive	7540299		6849	196-486					
191-658				Auger				7540236	6885
Belt	6434		6951	J.S.	7540185		6849		
				196-491					
				Belt; W/49" Belt O.C.				7540299	6849
				Belt; W/89" Belt O.C.				7540294	6889

Belts for Lawn Attachments

Lawn & Garden Equipment

Application	OEM No.	Standard Belts	Premium Belts
MTD PRODUCTS, INC. - Continued			
Snow Thrower Attachments - Continued			
196-658			
Belt	6434		6951
196-759A			
Auger	7540186	6882	
J.S.	7540180	6510BR	
196-830			
Belt; W/52" Belt O.C.	7540229	6852	
Belt; W/112" Belt O.C.	7540295B	A110	
196-930			
Belt; W/50" Belt O.C.	7540206	6850	
Belt; W/88" Belt O.C.	7540291	6641BR	
197-469A			
Auger	7540202	6885	
Drive	7540185	6849	
197-759A			
Auger	7540186	6882	
J.S.	7540180	6510BR	
199-469A			
Auger	7540202	6885	
Drive	7540185	6849	
199-658			
Belt	6434		6951
199-768			
Belt	6511		A66
19471-8			
Eng. To J.S.	23145		6846
19766-0			
Drive	7540253		6843
Tiller Attachments			
190-746			
Eng. To Spindle	7540229	6852	
Spindle To Snow Thrower	7540283	6895	
190-766			
Drive	7540253		6843
190-960; 192-766			
Belt	7540253		6843
194-746			
Eng. To Spindle	7540229	6852	
Spindle To Snow Thrower	7540283	6895	
194-766; 195-766; 195-960			
Belt	7540253		6843
195-982			
Belt	7540125		6428BR
196-766			
Belt	7540253		6843
196-960			
Drive	7540253		6843
MURRAY			
Mower Attachments			
0-3600			
Blade	23882	A57	
Cross Deck		6844	
0-4200			
Blade	23748	6862	
Cross Deck	23749	6899	
2-4036			
Blade	37X24	6859	
Cross Deck	37X3	6846	
2-4042			
Blade	37X40	6451BR	
Cross Deck	37X22	6642BR	
8-3600			
Blade	23796	A57	
Cross Deck		6844	

Application	OEM No.	Standard Belts	Premium Belts
MURRAY - Continued			
Mower Attachments - Continued			
8-4200			
Blade	23748		6862
Cross Deck	23749		6899
9-3600			
Blade	23882		A57
Cross Deck			6844
9-4200			
Blade	23748		6862
Cross Deck	23749		6899
81-36000			
Blade; W/55" Belt O.C.	37X12		6449BR
Blade; W/59" Belt O.C.	37X24		6859
Cross Deck	37X3		6846
82-13450			
Drive; W/Rear Mount Tiller	37X32		6845
82-24036			
Blade	37X24		6859
Cross Deck	37X3		6846
83-24042			
Blade; W/62" Belt O.C.	37X21		6451BR
Blade; W/64" Belt O.C.	37X40		6451BR
Cross Deck	37X22		6642BR
84-24042			
Blade; W/11 H.P. Tractor	37X21		6451BR
Blade; W/16, 18 H.P. Tractor	37X40		6451BR
Cross Deck	37X22		6642BR
85-36508			
Blade	37X43		6601BR
Transaxle	37X45		6490BR
85-36508X4			
Blade	37X43		6601BR
Transaxle	37X55		6891
3600			
Drive	23796		A57
Blade	23882		A57
Cross Deck	37X3		6846
4200			
Cross Deck	23749		6899
Snow Thrower Attachments			
5-24570			
Belt; W/58" Belt O.C.	12903		6858
Belt; W/91" Belt O.C.	11904		6891
6-24550			
Belt; W/43" Belt O.C.	11483		6943
Belt; W/76" Belt O.C.			6876
6-24570; 7-24570; 8-24570			
Belt; W/58" Belt O.C.	12903		6858
Belt; W/91" Belt O.C.	11904		6891
9-24576			
Eng. To Auger	11904		6891
Tiller Attachments			
4-10030			
Blade	37X46		6827
5-13450; 6-13450; 7-13450; 8-13450; 81-13360			
Belt	37X32		6845
NOMA			
Mower Attachments			
13442			
Blade; W/36" Rear Discharge; W/82" Belt O.C.	48044		6454BR
Blade; W/36" Rear Discharge; W/84" Belt O.C.	49878		6467BR
13443			
Blade; W/36" Side Discharge			6971

Belts for Lawn Attachments

Application	OEM No.	Standard Belts	Premium Belts	Application	OEM No.	Standard Belts	Premium Belts			
PANZER				POWER KING						
Generator Attachments				Hyd. Pump Attachments						
16AC1 Belt;	74211	2260	6826	Side Mounted Pump Belt; 1974 & Older810000		6831			
P.T.O. Kits				Top Mounted Pump Belt; 1975 & Newer				810025	6825	
51PT Belt	51PT4	3350	6935	Log Splitter Attachments						
52PT; 53PT; 54PT; 55PT Belt	74223	3330	6933	Logsplitters Belt				810037	6837	
Saw Attachments				Mower Attachments						
15AC1 Belt	15AC19	3710	6971	36" Deck Cross Deck				810036	6836	
Snow Thrower Attachments				42" Deck Traction; 1982 & Newer				810064	6864	
17AC1; 17AC2 Belt; W/44" Belt O.C.	74218	3440	6944	48" Deck Cross Deck; 1980 & Newer				810094	6894	
Belt; W/48" Belt O.C.	3312	3480	6948	Drive				810036	6836	
Spout	17AC253	1420	6742	P.T.O. Attachments						
Sprayer Attachments				Mainline Belt				810066	6866	
12AC1 Belt		2610	6861	Snow Thrower Attachments						
Spreader Attachments				42" Snow Thrower Eng. To Hitch; 1981 & Newer				810074	6874	
PS1 Belt	PS14	2580	6858	Eng. To Hitch; 1980				810070	6870	
Tiller Attachments				Hitch To Header; 1981 & Newer				810070	6870	
9AC3; 9AC4 Belt	74209		6860	Hitch To Header; 1980					6867	
9AC5 Belt	3302		6824	48" Belt; 1978 & Newer				810048	6848	
9AC6 Belt	74224		6840	Belt; 1977				810064	6864	
9AC7 Belt; W/33" Belt O.C.; W/1/2" Belt T.W.	74203		6833	Belt; 1976-1971				810094	6894	
Belt; W/33" Belt O.C.; W/5/8" Belt T.W.	74223		6933	Sprayer Attachments						
11AC7 Belt	11AC71		6925	35" Belt				810000	6831	
11AC8 Belt	11AC886		6867	REO						
11AC9; 11AC9B Belt; W/35" Belt O.C.	11AC936		6935	Mower Attachments						
Belt; W/36" Belt O.C.	11AC936A		6936	Rotary Mower Belt; W/42" Belt O.C.				18076	2420	6842
Belt; W/37" Belt O.C.			6937	Belt; W/45" Belt O.C.				18121	2450	6845
13AC; 13AC2 Belt	13AC143		6932	ROPER						
17AC2A Belt	74206		6949	Mower Attachments						
PENNEYS				38" Rotary; 40" Rotary Deck				1563R	6950	
Mower Attachments				42" Rotary Deck				3716R	6887	
3389 Eng. To Deck	7540180		6510BR	48" Rotary Deck				3717R	6892	
3390 Cross Deck			6846	Drive - Eng. To Center Mandrel				6941R	BX100	
3391 Blade	23882		A57	Shredder Attachments						
Cross Deck			6846	TT6531RO Belt				3541R	6971	
3397 Deck	7540125		6428BR	TT6631RO Eng. To Shredder				2630R	6968	
3398 Deck	7540197		6604BR	Sicklebar Attachments						
Tiller Attachments				TT2631RO Eng. To Flywheel				5308H	6565	
Tillers Belt; W/96" Belt O.C.				105340		6996	Snow Thrower Attachments			
				LA049AR Drive					6977	
				TT679AR Belt				10830	6860	
				TT6231RO Belt				1835R	6956	

Belts for Lawn Attachments

Lawn & Garden Equipment

Application	OEM No.	Standard Belts	Premium Belts
ROPER - Continued			
Tiller Attachments			
TT508AR; TT508BR; TT508CR Eng. To Tine	634A563		②6837
TT518AR Eng. To Tine	8225R		6837
TT5031R; TT5031R1; TT5051R1; TT5051R2; TT5051RO Eng. To Tine	634A563		②6837
ROTO-HOE			
Cutter Attachments			
3200-7 Belt;	3048	2570	6857
Saw Attachments			
Brush Saw Belt;		2430	6843
Saw Buck Belt;		2510	6851
Shredder Attachments			
502H; 552H Belt;	107	2660	6866
Sicklebar Attachments			
SL30; SL36 Drive	4032A		6843
Snow Thrower Attachments			
969 Drive			6837
Tiller Attachments			
220IL; 229TC Belt			6843
700CD Fast Speed Drive;			6849
Slow Speed Drive;	1088		6854
910RB; 910RS Belt	1542B		6961
990RB; 990RS Belt	1542C		6960
ROTOTILLER			
Tiller Attachments			
Gen. Belt			6833
Reel Mower Belt			6838
Rotary Mower Belt; W/32" Belt O.C.			6832
Belt; W/45" Belt O.C.			6845
SCAG POWER EQUIPMENT, INC.			
Mower Attachments			
SLM-48; SLM-48T; SLM-48W Blade - Right	48087		6864BR
Deck Drive	48088		6904BR
SLM-52 Blade - Right	48285		6956
SM-48 Deck Drive	48081		6815BR
SM-52 Blade - Right	48285		6956
Deck Drive	48530		6492BR
SM-61 Blade - Right	48084		6622BR
Deck Drive	48083		6645BR

Application	OEM No.	Standard Belts	Premium Belts
SCAG POWER EQUIPMENT, INC. - Continued			
Mower Attachments - Continued			
SM-61A Blade - Right	48265		6963
Deck Drive	48912		6688BR
SM-72 Deck Drive	48359		6994
SM-72A Blade - Right	48295		B68
SMST-72A Deck Drive	481980		6741BR
SMT-52A Deck Drive	482281		6574BR
SMT-61A Deck Drive	481558		6566BR
SMTC-40 Blade - Right	482091		6683BR
SMTC-48A Deck Drive	482138		6563BR
SMTC-52A Deck Drive	482140		6564BR
SMTZ-61 Blade - Right	48265		6963
Deck Drive	48752		6574BR
SMWC-61A Deck Drive	482652		6720BR
SMZ-48 Blade - Right	48087		6864BR
Deck Drive	48799		6665BR
SMZ-52 Blade - Right	48285		6956
Deck Drive	481001		6568BR
SMZ-61 Blade - Right	48265		6963
Deck Drive	48996		6785BR
SWM-32 Deck Drive	48278		6979
SWM-36 Deck Drive	48204		6573BR
SWM-48 Blade - Right	48087		6864BR
Deck Drive	48089		6701BR
SWM-52; SWM-52A Blade - Right	48285		6956
Deck Drive	48286		6703BR
SWM-61 Blade - Right	48265		6963
Deck Drive	48264		B98
SWM-61A Blade - Right	48265		6963
Deck Drive	48088		6904BR
SWM-72 Blade - Right	48295		B68
Deck Drive	48296		6615BR
SWMU-52A Blade - Right	48285		6956
SWMU-61A Blade - Right	48286		6703BR
SCOTTS			
Grass Catcher Attachments			
MP18374; MP18375 Drive	H86061		6876
Snow Thrower Attachments			
MP19540 Auger	M125661		3VX425

② Two Required.

Belts for Lawn Attachments

Lawn & Garden Equipment

Application	OEM No.	Standard Belts	Premium Belts	Application	OEM No.	Standard Belts	Premium Belts
SCOTTS - Continued				SEARS ROEBUCK - Continued			
Snow Thrower Attachments - Continued				Mower Attachments - Continued			
MP19540 - Continued				917.250121			
Drive	M131766		A120	Deck	9517H		6949
Tiller Attachments				917.250122			
MP5983				Blade	9495H		6887
Front Drive	M112006		6793BR	Drive	8718H	3490	6949
Rear Drive	M137547		A103	917.250123; 917.250129			
SEARS ROEBUCK				Deck	9517H		6949
Composter Attachments				917.250520			
917.253390				Blade	1563R		6950
Belt	6118R	3760	6976	917.251010; 917.251011; 917.251012			
917.253430				Blade	3541R		6971
Belt	6944R	3710	6971	917.251020; 917.251021; 917.251030; 917.251040			
917.253470				Blade	4833H	2410	6841
Belt	5655R	3680	6968	Deck	6517H		69100
917.253480				917.251042			
Belt	4965R	3640	6964	Blade	7335H		6845
Mower Attachments				Main Drive	6517H		69100
502.251340; 502.251360				917.251050			
Blade			6846	Blade	4833H	2410	6841
Eng. To Deck	21649		6449BR	Deck	6517H		69100
502.251370				917.251450			
Blade	23223		6895	Gen.; W/Electric Start	5436H		7320
Eng. To Deck	23214		6859	Starter/Gen.; W/Electric Start	3754H1		3V315
502.253610				917.252010; 917.252020; 917.252030;			
Blade			6846	917.252031; 917.252032; 917.252040			
Deck	23796		A57	Blade	1563R		6950
502.253620; 502.253621; 502.253622				917.253150; 917.253151			
Blade	23749		6899	Blade	9495H		6887
Deck	23748		6862	Main Drive	6517H		69100
502.253623				917.253160			
Blade	37X22		6642BR	Blade	9496H		6892
Deck	37X21		6451BR	917.253161			
917.60042				Blade	6943R		6892
Blade	4833H		6841	Deck	6517H		69100
Drive	4832H		6898	917.253230			
917.60606; 917.60620				Blade	9495H		6887
Belt; W/48" Belt O.C.		3480	6948	Main Drive	6517H		69100
Belt; W/49" Belt O.C.		3490	6949	917.253240			
917.60635; 917.60642; 917.60651				Blade	6943R		6892
Blade	4833H		6841	Deck	6517H		69100
Drive	4832H		6898	917.253250			
917.60655; 917.60655A				Blade	3716R		6887
Blade	4833H	2410	6841	917.253260			
Deck	6517H		69100	Blade	6943R		6892
Drive	4832H		6898	917.253370			
917.62606				Blade	6942R		6887
Blade	5600H		6948	917.253380			
917.99550				Blade	6943R		6892
Deck	5600H		6948	917.253520			
917.99620				Blade	518J		6869
Blade	5600H		6948	917.253521			
917.122217X				Drive	100717N		6869
Deck	106085X		6672BR	917.253530			
917.140475				Blade	6942R		6887
Deck	140067		6551BR	Deck	9121R		A112
917.250090				917.253540; 917.253541			
Blade	5600H		6948	Blade	6942R		6887
917.250110				Mower Drive	6941R		BX100
Blade	9495H		6887	917.253550; 917.253551			
Drive	8718H	3490	6949	Blade	6943R		6892
917.250119				917.253560			
Deck	9517H		6949	Drive	100670N		6879
917.250120				917.253570; 917.253571			
Blade	5600H		6948	Blade	6942R		6887
				Deck	9121R		A112

Belts for Lawn Attachments

Lawn & Garden Equipment

Application	OEM No.	Standard Belts	Premium Belts
SEARS ROEBUCK - Continued			
Mower Attachments - Continued			
917.253580; 917.253581			
Blade	6942R		6887
Mower Drive	6941R		BX100
917.253582			
Blade	6942R		6887
917.253590; 917.253591			
Blade	6943R		6892
Mower Drive	6941R		BX100
917.253620			
Blade	518J		6869
917.253630			
Blade	6942R		6887
Mower Drive	6941R		BX100
917.253642; 917.253643; 917.253644; 917.253645; 917.253646			
Blade	6943R		6892
Deck	5559J		6894
917.253650; 917.253651; 917.253652			
Blade	6943R		6892
Deck	3704J		69100
917.253661			
Deck	3704J		69100
917.253810; 917.253820			
Cross Deck	106085X		6672BR
Deck	106085X		6672BR
Drive	106085X		6672BR
917.253830			
Drive	106863X		6457BR
917.253840			
Drive	106085X		6672BR
917.253991			
Primary	110884X		6714BR
Secondary	106381X		6892
917.353590; 917.353591			
Blade	6943R		6892
917.575123			
Drive	758H		6857
917.575124			
Drive	805H		6855
917.608100; 917.608150; 917.608200; 917.608500			
Mower Drive	2692R		6983
917.643540; 917.643541; 917.643550; 917.643551			
Drive	6941R		BX100
9171.253572			
Deck	9121R		A112
Saw Attachments			
917.58016; 917.58061			
Belt	7449M		6869
Sicklebar Attachments			
917.57569			
Drive	4322M		6840
917.60639; 917.60656; 917.251520; 917.253120			
Drive	5308H		6565
Snow Blower Attachments			
917.250662			
Drive	1836R		6955
Snow Thrower Attachments			
131.80371; 131.80372			
Drive	66114		6957
131.80379			
Auger	66114		6957
131.81170; 131.81171			
Drive	62411		6936

Application	OEM No.	Standard Belts	Premium Belts
SEARS ROEBUCK - Continued			
Snow Thrower Attachments - Continued			
486.24839; 486.248391; 486.248400			
Drive	46989		6855
486.248460			
Drive	46960		6940
536.24380			
Belt; W/6" Dia. Pulley	50931		6853
Belt; W/80" Belt O.C.	308701		6980
842.24062			
Drive; W/43" Belt O.C.	11483		6943
Drive; W/78" Belt O.C.	11296		6878
842.24071			
Drive; W/35" Belt O.C.	13394		6935
Drive; W/85" Belt O.C.	13376		6985
842.24073			
Belt; W/58" Belt O.C.	12903		6858
Belt; W/91" Belt O.C.	11904		6891
842.24075			
Drive; W/43" Belt O.C.	10371		6843
Drive; W/77" Belt O.C.	16297		6977
842.24077			
Drive	11483		6943
842.26003			
Drive	9684		6996
842.26004; 842.26006			
Belt; W/78" Belt O.C.	11296		6878
842.26007			
Belt	10830		6860
842.26008			
Belt; W/43" Belt O.C.	11483		6943
Belt; W/76" Belt O.C.			6876
842.26009			
Belt; W/76" Belt O.C.			6876
842.26026			
Auger	11905		A49
842.26027			
Drive			6876
842.26061			
Belt; W/43" Belt O.C.	11483		6943
Belt; W/78" Belt O.C.	11296		6878
842.26062			
Belt; W/35" Belt O.C.	13394		6935
Belt; W/85" Belt O.C.	13376		6985
842.240621			
Drive; W/43" Belt O.C.	11483		6943
Drive; W/78" Belt O.C.	11296		6878
842.240681			
Drive; W/58" Belt O.C.	12903		6858
Drive; W/91" Belt O.C.	11904		6891
842.240711; 842.240712			
Auger	13394		6935
842.240713			
Drive; W/35" Belt O.C.	13394		6935
Drive; W/85" Belt O.C.	13376		6985
842.240721; 842.240722; 842.240723; 842.240724; 842.240725; 842.240726; 842.240729			
Drive	11483		6943
842.240731			
Belt; W/58" Belt O.C.	12903		6858
Belt; W/91" Belt O.C.	11904		6891
842.260011			
Auger	10242		6877
Drive	10241		6942
842.260031; 842.260032			
Drive	9684		6996
842.260041; 842.260061; 842.260063			
Belt; W/78" Belt O.C.	11296		6878

Belts for Lawn Attachments

Lawn & Garden Equipment

Application	OEM No.	Standard Belts	Premium Belts
SEARS ROEBUCK - Continued			
Snow Thrower Attachments - Continued			
842.260071; 842.260072; 842.260073 Belt	10830		6860
842.260261 Auger	11905		A49
842.260262 Belt; W/51" Belt O.C. Belt; W/91" Belt O.C.	11905 11904		A49 6891
842.260621 Belt; W/35" Belt O.C. Belt; W/85" Belt O.C.	13394 13376		6935 6985
842.260622 Drive; W/35" Belt O.C. Drive; W/85" Belt O.C.	13394 13376		6935 6985
917.57575 Drive	4322M		6840
917.57587 Drive	9787M		6843
917.60660 Belt; W/57" Belt O.C. P.T.O.; W/29" Belt O.C.	5859H 3568H		6957 6929
917.62615 Eng. Transaxle	5357H 5559H	3530 3800	6953 6980
917.80370 Drive	4703H		6948
917.80378 Auger	4703H		6948
917.80470 Eng. Transaxle	5357H 5559H	3530 3800	6953 6980
917.99320 Auger	5859H		6957
917.250161 Drive	5357H	3530	6953
917.250530; 917.250540; 917.250650; 917.250660; 917.250661 Drive	1836R		6955
917.250680; 917.250681 Drive	1835R		6956
917.251350; 917.251351; 917.251820 Belt	5859H		6957
917.252493 Drive	8225R		6837
917.252620 Drive	5357H	3530	6953
917.253220 Drive	5859H		6957
917.253320; 917.253350 Belt	5859H		6957
917.803750 Auger	4703H		6948
917.804750 Eng. To Gear Box	5357H	3530	6953
Eng. To Trans.	5559H	3800	6980
Tiller Attachments			
917.62403; 917.62404; 917.98350; 917.251840 Drive	4897H		6837
917.251860 Drive	8225R		6837
917.251880; 917.251882; 917.251883; 917.251884; 917.251890; 917.251891 Drive	634A563		②6837
917.252370 Drive	8225R		6837

Application	OEM No.	Standard Belts	Premium Belts
SEARS ROEBUCK - Continued			
Tiller Attachments - Continued			
917.252460 Secondary	104022X		6843
917.252490; 917.252491; 917.252492 Drive	8225R		6837
917.TA157AR; 917.TA157BR; 917.TA188AR; 917.TT508CR; 917.TX220AR Tine	634A563		6837
Weed Cutter Attachments			
917.575125 Drive	758H		6857
917.575126 Drive	805H		6855
SHAW			
Hyd. Lift Attachments			
Hyd. Lifts Drive	S3855	1330	6733
Mower Attachments			
M50 Belt	S3022		3V400
Trail Mower Drive	S3541		3V500
P.T.O. Kits			
Front Mounted Drive	S4763		6935
Sicklebar Attachments			
D4-10 Primary	S3299		6840
Secondary	S3300		6845
HD12 Primary	S3304		6848
Secondary	S3300		6845
Snow Thrower Attachments			
ST320 Primary	S3299		6840
Secondary	S3304		6848
ST330 Belt	S3472		6867
ST348 Primary	S3299		6840
SIMPLICITY			
Alternator Attachments			
1690558 Belt; W/5000 Watt Alt.			6878
Blower Attachments			
Deck Blower Belt; W/42", 46" Deck	1705563		6874
Turbo Collector Turbo Drive; W/32" Belt O.C. Turbo Drive; W/39" Belt O.C.	1700415 1679915		6732 6739
Generator Attachments			
170 Drive	122060		6736
220 Drive; W/52" Belt O.C. Drive; W/53" Belt O.C.	122069		6853 6853
Grass Catcher Attachments			
1691854 Drive	1711901		6835

② Two Required.

Belts for Lawn Attachments

Lawn & Garden Equipment

Application	OEM No.	Standard Belts	Premium Belts	Application	OEM No.	Standard Belts	Premium Belts
SIMPLICITY - Continued				SIMPLICITY - Continued			
Lawn Revitalizer Attachments				Mower Attachments - Continued			
629				784			
Drive	108248		6848	P.T.O.	176439		6424BR
688				Spindle	108209		6415BR
Drive	105340		6996	844			
931; 1600342				Spindle	108505		6870
Drive	174364		6849	847			
1690079				Drive	174911		6844
Drive	105340		6996	883			
Mower Attachments				Drive	174687		6873
087				Spindle	108151		6863
Drive	174911		6844	885			
117				P.T.O.	176439		6424BR
Drive	109061		6828	Spindle	108209		6415BR
122				886			
Drive	174911		6844	Spindle			6885
153				926			
Drive	108175		6856	Drive	174911		6844
Spindle	156120		6863	1540			
183				Belt	1668065		6869
Drive	109061		6828	8788			
190				Drive	108505		6870
Cross Deck	174911		6844	1600416			
Spindle	108209		6415BR	Drive	174364		6849
207				1690021			
Cross Deck	108248		6848	Spindle	165048		6775BR
Spindle	156120		6863	1690022			
236				Belt	108209		6415BR
Drive	174911		6844	1690023			
285				Spindle	108505		6870
Cross Deck	108099		6844	1690074			
Spindle	108209		6415BR	Drive	172420		A91
289				1690082			
Drive	106723		6879	P.T.O.	176439		6424BR
Spindle	108151		6863	Spindle	108209		6415BR
333				1690083			
Spindle	156120		6863	Belt	108209		6415BR
358				1690189; 1690205			
Drive	108407		6847	Drive	108505		6870
407				1690210			
Cross Deck	174911		6844	Spindle	108209		6415BR
Spindle	108209		6415BR	1690252			
414				P.T.O.	176439		6424BR
Cross Deck	108458		6845	Spindle	108209		6415BR
Spindle			6885	1690269			
417				Drive	108505		6870
Drive	176439		6424BR	1690271			
Spindle	108151		6863	P.T.O.	176439		6424BR
422				Spindle	1656960		6811BR
Spindle	108505		6870	1690273			
501				Spindle	108209		6415BR
Cross Deck	174911		6844	1690274			
Spindle	108209		6415BR	Drive	108505		6870
502				1690375			
Cross Deck	108458		6845	P.T.O.	1664644		6378
Spindle			6885	1690412			
541				Drive	1668066		6481BR
Drive	108248		6848	1690413			
544				Drive	1665638		6560
Cross Deck	108248		6848	1690501			
Spindle	108209		6415BR	P.T.O.	1666801		6640BR
557				Spindle	1656960		6811BR
Drive	170164		A75	1690529			
576; 669				Drive	1664946		6857
Spindle	165048		6775BR	1690530			
740				Drive	1665024		6854
Spindle			6885				

Belts for Lawn Attachments

Lawn & Garden Equipment

Application	OEM No.	Standard Belts	Premium Belts	Application	OEM No.	Standard Belts	Premium Belts
SIMPLICITY - Continued				SIMPLICITY - Continued			
Mower Attachments - Continued				Mower Attachments - Continued			
1690575				1691850			
Spindle	108209		6415BR	Arbor	1712596		AX120
1690627				Drive	1712595		BX108
Arbor; W/36" Rotary Mower	1707740	6869		1691867			
1690670				Turbo Drive	1705141	6747	
Spindle	108209		6415BR	1691868			
1690708				Turbo Drive	1705142	6738	
Belt; W/42" Deck	1668066		6481BR	1691993			
Belt; W/44" Deck	167031		6578BR	Mower Drive	1665024	6854	
P.T.O. Deck	1601672		6799BR	1691996			
1690709				Arbor	1703836		6524BR
Drive	1665638	6560		P.T.O.	1707740		6869
1690710				1691998			
Arbor; W/36" Rotary Mower	1707740	6869		Drive	1700415	6732	
1690769				1692003			
P.T.O.	1671076		6765BR	Turbo Drive	1679914	6749	
1690838				1692004			
Drive	108505	6870		Turbo Drive	1679915	6739	
1690839				1692026			
Arbor; W/36" Rotary Mower	1707740	6869		Arbor	1721532		6798BR
1690891				P.T.O.	1601672		6799BR
Mower Drive	1713515		6458BR	1692030			
1690892				Drive	1707956	6739	
P.T.O.	1673667	6895		1692126; 1692127			
1691218				Drive	1719746	6873	
Arbor	1656960		6811BR	1692128			
P.T.O.	1666801		6640BR	Drive	1719819	6434BR	
1691219				1692257			
Arbor	1657044		6521BR	Turbo Drive	1679914	6749	
P.T.O.	1713515		6458BR	1692358			
1691260				Arbor	1716854	6643BR	
Drive	1700415	6732		1692366			
1691332				Arbor	1713549	6478BR	
Spindle	1664644	6378		1692543			
1691356				Drive	1719746	6873	
Turbo Drive	1679915	6739		1692545			
1691419				Drive	1719819	6434BR	
Arbor	1713549	6478BR		1692626			
1691423				Turbo Drive	1705141	6747	
Arbor	1668066		6481BR	1692682			
1691425				Arbor	1716854	6643BR	
Arbor	1703466		6484BR	1692684; 1692686			
Deck	1665638		6560	Arbor	1721532		6798BR
1691437				P.T.O.	1601672		6799BR
Mower	1665024	6854		1692688			
1691606				Arbor	1703836		6524BR
Turbo Drive	1679914	6749		P.T.O.	1707740		6869
1691607				1692714			
Turbo Drive	1679913	6745		Turbo Drive	1705141	6747	
1691662				1692715			
Deck Drive; 1997-1993	1703371	6708BR		Turbo Drive	1705142	6738	
1691704				1692716			
Arbor	1716854		6643BR	Turbo Drive	1707956	6739	
1691705				1692744			
Arbor	1721532		6798BR	Arbor	1718017	6684BR	
P.T.O.	1601672		6799BR	1692858			
1691736				Drive	1717146	6736	
Arbor	1703466		6484BR	1692881			
1691810				Arbor	1703836		6524BR
Drive	1700415	6732		P.T.O.	1707740		6869
1691847				1692890			
Arbor	1712481	6860		Arbor	1657044		6521BR
Drive	1712482	6878		P.T.O.	1713515		6458BR
1691849				1692912			
Arbor	1712937		AX110	Arbor	1719819	6434BR	
Drive	1712595		BX108				

Belts for Lawn Attachments

Lawn & Garden Equipment

Application	OEM No.	Standard Belts	Premium Belts
SIMPLICITY - Continued			
Mower Attachments - Continued			
1692914 Arbor	1713549		6478BR
1692936 Turbo Drive	1679914	6749	
1692937 Turbo Drive	1679915	6739	
1693078 Arbor	1716854		6643BR
1693106 Drive	1717146	6736	
1693188 Arbor	1718017		6684BR
1693225; 1693226 Turbo Drive	1705141	6747	
1693227 Turbo Drive	1705142	6738	
1693228 Turbo Drive	1707956	6739	
1693235 Arbor	1703836		6524BR
P.T.O.	1719746	6873	
1693267 Arbor	1703836		6524BR
P.T.O.	1707740	6869	
1693418 Arbor	1657044		6521BR
P.T.O.	1713515	6458BR	
1693464 Arbor	1716854		6643BR
1693527 Arbor	1719911	68117	
1693552 Arbor	1716854		6643BR
1693553 Arbor	1718017		6684BR
1693554 Arbor	1721532		6798BR
1693585 Arbor	1721533	6856	
1693629 Arbor	1671076		6765BR
P.T.O.	1722039	6525BR	
1693706 Turbo Drive	1720932	6737	
1693792 Arbor	1716854		6643BR
1693795 Arbor	1718017		6684BR
1693825 Arbor	1719819		6434BR
1693827 Arbor	1713549		6478BR
Reel 20" Drive;	174883	6834	
Reel 24" Drive;	1665706	6839	
Reel 30" Drive;	1664457	6841	
Rotary 20" Cross Deck;	176917	6837	
Drive; W/31" Belt O.C.; For Walking Tractor	158573	A29	
Drive; W/33" Belt O.C.; For Walking Tractor	916119	6833	
Rotary 24" Cross Deck; W/37" Belt O.C.; For Walking Tractor	176917	6837	

Application	OEM No.	Standard Belts	Premium Belts
SIMPLICITY - Continued			
Mower Attachments - Continued			
Rotary 24" - Continued			
Cross Deck; W/38" Belt O.C.; For Walking Tractor	121216		6838
Drive; W/31" Belt O.C.; For Walking Tractor	158573	2328	A29
Drive; W/33" Belt O.C.; For Walking Tractor	1608954		6835
P.T.O.;	121078		
Rotary 32"			
Cross Deck;	156231		6842
Spindle;	156120		6863
P.T.O. Attachments			
349; 460			
Drive	121078		6835
504; 1690159			
Drive	1655069		6524BR
Sicklebar Attachments			
30"			
Drive; W/33" Belt O.C.; For Walking Tractor	1608954	2328	6834
Drive; W/34" Belt O.C.; For Walking Tractor	174883		6838
Drive; W/38" Belt O.C.; For Walking Tractor	121216		
210; 346; 402; 465			
Drive	156120		6863
538			
Drive	101136		A62
548			
Drive	156120		6863
623; 687			
Drive	101137		A66
707			
Knife Drive	173948		6857
785			
Drive	174911		6844
Knife Drive	174224		6866
1600197			
Knife Drive	173948		6857
1690030			
Drive	174911		6844
Knife Drive	174224		6866
Snow Thrower Attachments			
293			
Drive	106723		6879
311			
Pulley; W/35" Belt O.C.	121078		6835
Pulley; W/45" Belt O.C.	152017		B42
345			
Drive	106769		A54
419			
Drive	106723		6879
421			
Drive	106769		A54
476			
Drive			6878
477			
Drive	108209		6415BR
487; 519			
Drive	106769		A54
562			
Drive	108209		6415BR
563; 564			
Drive	106769		A54
649; 663			
Drive	174224		6866
709			
Drive	174486		6949
745; 746			
Drive	174224		6866

Belts for Lawn Attachments

Lawn & Garden Equipment

Application	OEM No.	Standard Belts	Premium Belts
SIMPLICITY - Continued			
Snow Thrower Attachments - Continued			
882			
Drive	108209		6415BR
4208; 5212.5; 6216			
Drive	1665638	6560	
1600225			
Drive	174486	6949	
1690032; 1690033			
Drive; W/66" Belt O.C.	174224	6866	
Drive; W/69" Belt O.C.	1666324	6869	
1690403; 1690513			
Drive	1665638	6560	
1690542			
Drive	1666324	6869	
1690547; 1690548			
Drive	1665638	6560	
1690770			
P.T.O.	174224	6866	
1691521			
Drive; 1995-1987	1703466	6484BR	
1691522			
Drive; 1990-1987	1703466	6484BR	
Snow Thrower			
Auger; For Walking Tractor	174883	6834	
Drive; For Walking Tractor	174911	6844	
Trans.; For Walking Tractor	166172	6847	
Trans.; W/46" Belt O.C.; For Walking Tractor	1650502	6422BR	
Trans.; W/47" Belt O.C.; For Walking Tractor	166172	6847	
Trans.; W/52" Belt O.C.; For Walking Tractor	1607967	6639BR	
Tiller Attachments			
174; 392			
Drive	154273	6942	
Trans.; W/45" Belt O.C.	152017	B42	
Trans.; W/56" Belt O.C.	105122	6956	
455			
Drive; W/56" Belt O.C.	105122	6956	
Drive; W/64" Belt O.C.	105280	6964	
Trans.	154273	6942	
503			
Drive	105340	6996	
545			
Drive	105287	B85	
628			
Drive	108505	6870	
694			
Drive	105340	6996	
930			
Drive	108505	6870	
7116H			
Drive;	105340	6996	
1600343			
Drive	108505	6870	
1690039			
Drive	105340	6996	
1690194			
Drive	163011	6525BR	
1690287			
Drive	1657517	B103	
1690393			
Drive	163011	6525BR	
1691277			
Drive - Rear	1673667	6895	
Tiller			
Drive; For Walking Tractor	162081	6956	
Trans.; For Walking Tractor	105067	6951	

Application	OEM No.	Standard Belts	Premium Belts
SIMPLICITY - Continued			
Vacuum Attachments			
328			
P.T.O.	123073		6891
452			
Drive	161098		6839
453			
P.T.O.	108505		6870
458			
P.T.O.	105115		6862
533			
Drive	161098		6839
537			
P.T.O.	105115		6862
547			
P.T.O.	108505		6870
619			
Drive	161098		6839
909			
Drive	1665706		6839
P.T.O.	108505		6870
1690024			
Drive	161098		6839
P.T.O.	108505		6870
1690402			
P.T.O.	1665666		6977
1690503			
Drive	1665706		6839
P.T.O.	1713549		6478BR
1690990			
Fan	1677468		6965
Weed Cutter Attachments			
370			
Drive	108151		6863
Spindle	124025		6830
SNAPPER			
Mower Attachments			
4ST22			
Blade	10109		6840
Trans.	10108		6824
6ST27			
Blade	10253	2450	6845
Trans.	10108	2240	6824
21ESP; 21GSP			
Blade	10419	2260	6826
Wheel Drive	10056	2270	6827
21HD			
Spindle	10034	2290	6829
21HDLP			
Spindle; W/29" Belt O.C.	10034	2290	6829
Spindle; W/34" Belt O.C.	10467		Ⓢ6852
22ALP			
Trans.	10836	1390	6739
22HD			
Spindle	10851		6844
22L; 22LP			
Spindle	10747		6856
Trans.	10748		6834
26L; 26LP			
Spindle	10678		6868
Trans.	10729		6843
31HDL			
Spindle	10034	2290	6829
32142			
Blade	76353		6986
Traction	76497		Ⓢ6441BR
Trans.	76498		6936

Ⓢ Two Required.

Belts for Lawn Attachments

Lawn & Garden Equipment

Application	OEM No.	Standard Belts	Premium Belts
SNAPPER - Continued			
Mower Attachments - Continued			
80199 Deck	19580		②6386
80299 Deck	19594		②6385
80499 Deck	19578		②6384
481252 Blade To Blade	76676		6952
Eng. To Blade			6994
Traction	76497		②6441BR
Trans.	76680		6937
M10 Trans.	10708	2450	6845
PMA7360 Eng. To Deck	38624		6983
PMA7480 Blade To Blade	19205		6952
Pro 52 Traction	76497		②6441BR
Series 1 Eng. To Drive	12508		6534BR
SP19C Spindle	10085		6835
Trans.	10084		6823
SP20B; SP20C; SP20D Spindle	10034	2290	6829
Wheel Drive	10063	2290	6829
SP21D SP Blade	11887		6534BR
Spindle	10056	2270	6827
Trans.	10063	2290	
ST19C Spindle	10085		6835
Trans.	10084		6823
ST22 Spindle	10109		②6840
Trans.	10708	2450	6845
ST25 Spindle	10451	2410	6841
Trans.	10084		6823
ST27 Spindle; W/44" Belt O.C.	10252		6844
Spindle; W/45" Belt O.C.	10253		6845
Trans.	10708	2450	6845
SV21P Blade	10849	1255	6380
T10 Trans.	10708	2450	6845
TE2 Spindle	10063	2290	6829
V21P4; V21PS; V21XP; V21XPS Blade	10849	1255	6380
Z4804M Blade			A100
Deck			6985
Snow Thrower Attachments			
360LTS Blower	13939		6376
Drive; W/36" Belt O.C.	14716		6836
Drive; W/39" Belt O.C.	14717		6839
60376 Idler			6854
82099 Blower; W/36 3/4" Belt O.C.	13939		6376
Carrier To Blower; W/100" Belt O.C.	14225		68100
82597; 82598 P.T.O.	14716		6836

Application	OEM No.	Standard Belts	Premium Belts
SNAPPER - Continued			
Snow Thrower Attachments - Continued			
82889 P.T.O.	23282		6835
83699 P.T.O.; W/39" Belt O.C.	14717		6839
P.T.O.; W/40" Belt O.C.	14955		6840
Tiller Attachments			
60330 Belt	12561		6854
Vacuum Attachments			
Vacuums			
P.T.O.			6864
SPEEDEX			
Mower Attachments			
3 Blade Mower Eng. To Variable Speed;	3926934		6934
Variable Speed To Axle;			6853
Belt;			6885
432 - CD Mower Mower Drive;	3912510		6851
Eng. To Variable Speed;	3912400		6840
Variable Speed To Axle;	3930250		3V250
436 - CD Mower Mower Drive;	3911053		6855
Eng. To Variable Speed;	3912390		6839
Variable Speed To Axle;	3930280		②3V280
437 - RA Mower Mower Drive;	3916854		6852
444 - CD Mower Eng. To Variable Speed;	3926947		6947
Variable Speed To Axle;	3930300		②3V300
445 - RA Mower Eng. To Variable Speed;	3912640		6864
Mower Drive;	3926680		6964
Variable Speed To Axle;	3923640		6964
448 - RA Mower Eng. To Variable Speed;			6927
Mower Drive;			6958
Variable Speed To Axle;			6956
Brush Bass			
Belt			6944
Front Mount Mower			
Belt; W/36" Deck	3923260		6926
Belt; W/44" Deck	3923300		6930
Shredder Attachments			
Shredders			
Belt;			6864
Sicklebar Attachments			
42" Belt;	3923440		6950
46" Belt;	3923440		6853
Snow Thrower Attachments			
36" Belt;			6864
44" Belt;			
Tiller Attachments			
Tiller			
Belt; W/5 H.P. Eng.			6850
Belt; W/8 H.P. Eng.			6837

② Two Required.

Belts for Lawn Attachments

Application	OEM No.	Standard Belts	Premium Belts	Application	OEM No.	Standard Belts	Premium Belts
SPRINGFIELD				TORO - Continued			
Mower Attachments				Generator Attachments - Continued			
BM425				Generator - Continued			
Direct Drive; W/88" Belt O.C.	81A086		6888	Pump;	27139		6850
Direct Drive; W/122" Belt O.C.	81A120		A120	Mower Attachments			
MD472				0-5722; 05-36MR01; 05-36MR02; 05-36MR03; 05-36MR04; 05-36MR05; 05-36MS01; 05-36MS02; 5-0622; 65-36MS01			
Deck; W/72" Deck	81B180		B180	Deck Drive	102741		6638BR
MR448				75-36MS01; 75-36MS02; 75-36XR01; 75-36XR02; 85-36MR01; 85-36MS01; 85-42MR01; 85-42MS01; 85-48MS01; 95-36MR00			
Drive; W/48" Rotary Mower	81A128		A128	Deck Drive	102741		6638BR
MR460				95-36MR01; 95-36MS00; 95-36MS01; 95-42MR01; 95-42MR02; 95-42MS00; 95-48MS00			
Drive; W/60" Rotary Mower	81A144		A144	Deck Drive	102741		6638BR
MR472				30162			
Drive; W/72" Rotary Mower	81A180		A180	Cross Deck	446260		6409BR
MX460				Deck Drive	741330		6573BR
Belt	81B158		B158	30355			
Reel Mower				Gear Box; W/Rear Discharge			
Belt	2512	3350	6935	30372; 30373			
RM74				Deck Drive			
Drive	83A045		6847	30548			
Tractor Drive	83A043		6845	Cross Deck			
Rotary Mower				30555			
Belt; W/30" Belt O.C.	61D35	2300	6830	Gear Box; W/Rear Discharge			
Belt; W/31" Belt O.C.	61TR83	2310	6831	30372; 30373			
Rotary Sweeper Attachments				Deck Drive			
RS350				30548			
Brush			6889	Cross Deck			
Drive; W/90" Belt O.C.	81A088		6890	30555; 30560			
Drive; W/42" Belt O.C.	81A040		6842	Cross Deck			
Snow Thrower Attachments				30562; 30564			
62SB; 62SBE				Cross Deck			
Belt	59080		6835	Deck Drive			
SB-48A				30575			
Main Drive; W/65" Belt O.C.	81BX62		BX62	Deck			
Main Drive; W/71" Belt O.C.	81BX68		BX68	30591; 30593			
P.T.O.; W/55" Belt O.C.	81A53		6855	Deck Drive			
P.T.O.; W/61" Belt O.C.	81A59		6861	30716			
Stump Grinder Attachments				Gear Box			
Stump Grinder				30747			
Belt			6846	Deck			
Trencher Attachments				35620			
Trencher				Cross Deck			
Belt			6954	57358			
STEINER TURF				Belt; W/44" Deck			
Reel Mower Attachments				78300; 78305; D5-36MR01			
RM74				Deck Drive			
Drive	83A045		6847	Homelawn Reel Mower			
Drive; W/45" Belt O.C.	83A043		6845	Belt; Ser. No. 4021; For Power Handle			
TORO				Belt; Ser. No. 08108; For Power Handle			
Aerator Attachments				Belt; Ser. No. 10210, 10219, 10610, 10611, 10612, 10613, 10618, 10619; For Power Handle			
Aerator				Belt; Ser. No. 10411, 10412, 10413; For Power Handle			
Belt	27144	3300	6930	Reel Mower			
Edger/Trimmer Attachments				Belt; W/34" Belt O.C.; For Lawn Mower			
Edger/Trimmer				Belt; W/39" Belt O.C.; For Lawn Mower			
Belt; Ser. No. 40127, 40406, 41100, 41101, 41103, 41108; W/25" Belt O.C.; For Power Handle	27129	2250	6825	Rotary Mower			
Belt; Ser. No. 40127, 40406, 41100, 41101, 41103, 41108; W/33" Belt O.C.; For Power Handle	27159	2330	6833	Belt; W/17" Belt O.C.; Ser. No. 20212, 20213; W/21" Deck; For Power Handle			
Belt; Ser. No. 41210, 41211, 41212, 41213, 41219; For Power Handle	27133	2310	6831	Belt; W/30" Belt O.C.; Ser. No. 20212, 20213; W/21" Deck; For Power Handle			
Generator Attachments				Belt; W/37" Belt O.C.; For Lawn Mower			
Generator				Belt; W/47" Belt O.C.; Ser. No. 20212, 20213; W/21" Deck; For Power Handle			
Belt	2714	2300	6830	Belt; W/50" Belt O.C.; For Lawn Mower			
				Belt; W/20" Deck; For Power Handle			
				Blade; W/23" Belt O.C.; Ser. No. 20210; For Power Handle			
				Blade; W/47" Belt O.C.; Ser. No. 20210; For Power Handle			

Belts for Lawn Attachments

Lawn & Garden Equipment

Application	OEM No.	Standard Belts	Premium Belts
TORO - Continued			
Mower Attachments - Continued			
Rotary Mower - Continued			
Blade; Ser. No. 20310, 20311; For Power Handle	34577		6847
Blade; Ser. No. 20313; For Power Handle	34577		6847
Blade; Ser. No. 21000, 21003; For Power Handle	35856		6853
Blade; Ser. No. 40207; W/21" Deck; For Power Handle	27171	1450	6745
Blade; Ser. No. 43108; W/22" Deck; For Power Handle	27171	1450	6745
Blade; Ser. No. 43109; W/22" Deck; For Power Handle	27171	1450	6745
Drive; W/28" Belt O.C.; Ser. No. 20210; For Power Handle	34663	1280	6728
Drive; W/32" Belt O.C.; Ser. No. 20210; For Power Handle	37274		6732
Drive; Ser. No. 20313; For Power Handle			6731
Drive; Ser. No. 21000, 21003; For Power Handle	35857	1270	6727
Drive; Ser. No. 40207; W/21" Deck; For Power Handle	27172	2260	6826
Drive; Ser. No. 43109; W/22" Deck; For Power Handle	27172	2260	6826
Eng. To Pulley; Exc. Ser. No. 20211; W/21" Deck; For Power Handle	31662	2230	6823
Eng. To Pulley; Ser. No. 20211; W/21" Deck; For Power Handle	32733		6825
Pulley To Drive; Ser. No. 20211; W/21" Deck; For Power Handle	31663	1270	6727
Traction; Ser. No. 20310, 20311; For Power Handle	37274		6732
Traction; Ser. No. 43108; W/22" Deck; For Power Handle	27129	2250	6825
Sportlawn Reel Mower			
Belt; W/20", 25" Deck; For Power Handle	27143	2230	6823
Belt; W/21" Deck; For Power Handle	27157	1250	6725
Snow Throwing Attachments			
32"			
Belt;			3V670
36"			
Belt;	496950		6858
Snow Hound			
Belt; Ser. No. 31000; For Power Handle	27110	3310	6931
Belt; Ser. No. 31001, 31101; For Power Handle	27183	3310	6931
Belt; Ser. No. 31002, 31003; For Power Handle	34058	2300	6830
Belt; Ser. No. 31009; For Power Handle	27144	3300	6930
Belt; Ser. No. 31100; For Power Handle	27180	3280	
Belt; Ser. No. 31108, 31109, 40106; For Power Handle	27138	3290	6929
Belt; Ser. No. 31210; For Power Handle	36044	2290	6829
Sprayer Attachments			
Sprayer			
Belt;	27169	2700	6870
Tiller Attachments			
Tiller			
Belt; Ser. No. 38121, 38122, 38123; For Power Handle	27191		6948
Drive; Ser. No. 38100, 38108, 38110, 38118; For Power Handle	27168		6943
TRACTOR SUPPLY			
Mower Attachments			
44-1885			
Belt; W/32" Deck	7540113		6948
1899			
Blade	9303		6725
Snow Throwing Attachments			
1898			
Eng. To Blower; W/6, 7 H.P. Eng.	13072		A70
Eng. To Blower; W/8, 10, 12 H.P. Eng.	18263		6844

Application	OEM No.	Standard Belts	Premium Belts
TROY BILT			
Mower Attachments			
42" Mower Deck			
Blade	1728133		6892
P.T.O. Attachments			
P.T.O.			
Drive	1741578		6843
TUFF-BILT			
Generator Attachments			
Gen. 5000W			
Belt	115111BX38		ⓂBX38
Mower Attachments			
42" Mower			
Belt	115111B173		B173
Clutch	115111BX38		BX38
Drive	115111B144		B144
59" Mower			
Blade Drive	115111B210		B210
Clutch	115111BX38		BX38
60" Mower			
Clutch	115111BX38		BX38
Drive	115111B158		B158
UNICO			
Mower Attachments			
Rotary Mower			
Belt; W/48" Belt O.C.	7540113	3480	6948
Belt; W/105" Belt O.C.	7540125		6428BR
Snow Throwing Attachments			
Tractor			
Belt; W/7 H.P. Eng.	7540113	3480	6948
UNIVERSAL PROCESS CO.			
Mower Attachments			
36" Mower			
Belt	2480		6848
44" Mower			
Belt	3450	3450	6945
WESTERN AUTO			
Mower Attachments			
193-762; 193-962			
Blade; W/105" Belt O.C.	7540125		6428BR
Eng. To Deck	7540180		6510BR
2642			
Blade	11793		6989
Eng. To Deck	36806		6953
2648			
Blade	200982		6878
Eng. To Deck			6981
3666; 3769; 5511			
Blade	9303	1250	6725
7142			
Blade			6866
7148			
Blade	200982		6878
Eng. To Deck			6981
7551			
Blade	7540125		6428BR
7552			
Eng. To Deck	7540180		6510BR
Mower - Lawn Mower			
Blade - Left	60D56	2310	6831
Blade - Right	60D57	2300	6830

Ⓜ Two Required.

Belts for Lawn Attachments

Lawn & Garden Equipment

Application	OEM No.	Standard Belts	Premium Belts
WESTERN AUTO - Continued			
Snow Thrower Attachments			
2552; 2553			
Eng. To J.S.	37756		6856
J.S. To Snow Thrower; W/83" Belt O.C.	37757		6883
J.S. To Snow Thrower; W/86" Belt O.C.	209581		6886
2556			
Eng. To J.S.	37756		6856
J.S. To Snow Thrower	212261		6887
2607			
Eng. To Blower	38263	2450	6845
10136			
Eng. To J.S.	37756		6856
J.S. To Snow Thrower	212261		6887
Tiller Attachments			
2531			
Secondary			6840
WHEEL HORSE			
Cutter Bar Attachments			
CBR36			
Belt; W/28" Belt O.C.	1577		6828
Belt; W/37" Belt O.C.	1578		6737
Generator Attachments			
97-30GN; 97-50GN			
Belt	107740		6984
Mower Attachments			
05-32YS01			
Spindle	8430		6859
05-36MR01; 05-36MR03; 05-36MR04; 05-36MS01			
Drive	102741		6638BR
Spindle	8411	2770	6877
05-36XR01; 05-36XR04; 05-36XR05; 05-36XS01			
Drive	106533		6840
Spindle	106751		6880
05-36YR01			
Drive	102741		6638BR
Spindle	8411	2770	6877
05-37MS05; 05-37MS06			
Drive	108195		6867
Spindle	110082		A46
05-37SL01			
Belt	113141		6876
05-42MR01; 05-42MR02; 05-42MR03; 05-42MR04			
Drive	108834		6898
Spindle	106125		6889
05-42MS01; 05-42MS02			
Spindle	6738		6886
05-42RK01			
Drive	113912	2440	
Spindle	106516		A81
05-42SB05			
Drive			6841
Spindle	106516		A81
05-42SK01			
Drive	114718		6846
Spindle	106516		A81
05-42SM04			
Drive			6841
Spindle	106516		A81
05-42SY01			
Drive	116160		6972
05-42XR05; 05-42XR06			
Drive			6841
Spindle	106516		A81
05-48MS01; 05-48MS02			
Spindle	1594		6781BR

Application	OEM No.	Standard Belts	Premium Belts
WHEEL HORSE - Continued			
Mower Attachments - Continued			
05-48XS01; 05-48XS02			
Drive			68105
Spindle	1594		6781BR
5-0200; 5-0201			
Blade	8976		6855
Main Drive	8975		6858
5-0400			
Traction	104290	1293	
5-0481			
Blade	1594		6781BR
Deck	9783		6871
5-0600; 5-0601			
Drive	9360		6896
Mower	8411	2770	6877
5-0602			
Blade	8411	2770	6877
Deck	102607		6889
5-0611			
Drive	8412		6886
Mower	8411	2770	6877
5-0620			
Blade	8411	2770	6877
Deck	102607		6889
5-0621; 5-0622			
Mower; W/89" Belt O.C.	102607		6889
Mower; W/97" Belt O.C.	102741		6638BR
Spindle	8411	2770	6877
5-0701; 5-0702			
Drive	8412		6886
Mower	8411	2770	6877
5-0710; 5-0711			
Drive	9360		6896
Mower	8411	2770	6877
5-0720			
Blade	8411	2770	6877
Deck	102607		6889
5-0721; 5-0722			
Mower; W/89" Belt O.C.	102607		6889
Mower; W/97" Belt O.C.	102741		6638BR
Spindle	8411	2770	6877
5-1000; 5-1001			
Blade	9782		6869
Drive	6738		6886
5-1010; 5-1011			
Deck; W/86" Belt O.C.	6738		6886
Deck; W/103" Belt O.C.	102742		6378
Deck; W/107" Belt O.C.	1594		6781BR
5-1200; 5-1201; 5-1202			
Blade	1594		6781BR
Deck	9783		6871
5-1210; 5-1211			
Deck; W/86" Belt O.C.	6738		6886
Deck; W/103" Belt O.C.	102742		6378
Deck; W/107" Belt O.C.	1594		6781BR
5-1220; 5-1221			
Drive			68105
Eng. To Deck			B103
Spindle	1594		6781BR
5-1361; 5-1362			
Blade	1563	2390	
Speed Drive	1578		6737
5-1421			
Blade	6738		6886
Main Drive	6737		6869
5-1422; 5-1423			
Blade	9782		6869
Drive	6738		6886

Belts for Lawn Attachments

Lawn & Garden Equipment

Application	OEM No.	Standard Belts	Premium Belts
WHEEL HORSE - Continued			
Mower Attachments - Continued			
5-1481			
Blade; W/71" Belt O.C.	6771		6871
Blade; W/107" Belt O.C.	1594		6781BR
5-1482; 5-1483			
Blade	1594		6781BR
Deck	9783		6871
5-2321; 5-2322; 5-2361; 5-2362			
Drive	1578		6737
Spindle	7430		6828
5-2365			
Drive	8412		6886
Mower	8411	2770	6877
5-3322			
Blade	1555		6844
5-5481			
Blade	1594		6781BR
Main Drive	1595		6867
5-7361; 5-7362			
Drive	8412		6886
Mower	8411	2770	6877
5-7365; 5-7366			
Drive	9360		6896
Mower	8411	2770	6877
5-8321			
Blade	8976		6855
Drive	8975		6858
15-42RC01			
Drive	108834		6898
Spindle	106125		6889
15-42SC01; 15-42SC02; 15-48SC01; 15-48SC02			
Belt; W/42" Spindle	6738		6886
Belt; W/48" Spindle	1594		6781BR
Drive	102742		6378
63-05BF			
Blade	225360		6863
65-36MS; 65-36XR			
P.T.O.	102741		6638BR
Spindle	8411	2770	
65-42MR			
Mower	102741		6638BR
Spindle	6738		6886
65-42MS; 65-48MS			
Deck; W/86" Belt O.C.	6738		6886
Deck; W/103" Belt O.C.	102742		6378
Deck; W/107" Belt O.C.	1594		6781BR
65-48XS			
Drive			68105
Eng. To Deck			B103
Spindle	1594		6781BR
73-05BF			
Blade	225360		6863
75-36MR			
Drive	105477		6840
Mower	105476		A78
75-36MS; 75-36XR			
P.T.O.	102741		6638BR
Spindle	8411	2770	
75-36XS			
Drive	105477		6840
Mower	105476		A78
75-42MR			
Mower	102741		6638BR
Spindle; Early	6738		6886
Spindle; Late	106125		6889
75-42MS; 75-48MS			
Blade	1594		6781BR
Deck	102742		6378
Spindle	6738		6886

Application	OEM No.	Standard Belts	Premium Belts
WHEEL HORSE - Continued			
Mower Attachments - Continued			
75-48XS			
Deck	1594		6781BR
85-36MR; 85-36MS			
Drive	102741		6638BR
Spindle	8411	2770	6877
85-36XR; 85-36XS			
Deck	106533		6840
Spindle	106751		6880
85-42MR			
Mower	102741		6638BR
Spindle	106125		6889
85-42MS			
Deck; W/86" Belt O.C.	6738		6886
Deck; W/103" Belt O.C.	102742		6378
Deck; W/107" Belt O.C.	1594		6781BR
85-42XR			
Drive	106523		6841
Spindle	106516		A81
85-48MS			
Deck; W/86" Belt O.C.	6738		6886
Deck; W/103" Belt O.C.	102742		6378
Deck; W/107" Belt O.C.	1594		6781BR
85-48XS			
Drive			68105
Eng. To Deck			B103
Spindle	1594		6781BR
95-32MS			
Belt	107298		6872
95-36MR; 95-36MS			
Drive	102741		6638BR
Spindle	8411	2770	6877
95-36XR; 95-36XS			
Deck	106533		6840
Spindle	106751		6880
95-36YR			
Drive	107320		6860
Spindle	8411	2770	6877
95-42MR			
Mower	102741		6638BR
Spindle	106125		6889
95-42MS			
Deck; W/86" Belt O.C.	6738		6886
Deck; W/103" Belt O.C.	102742		6378
Deck; W/107" Belt O.C.	1594		6781BR
95-42XR			
Drive	106523		6841
Spindle	106516		A81
95-48MS			
Deck; W/86" Belt O.C.	6738		6886
Deck; W/103" Belt O.C.	102742		6378
Deck; W/107" Belt O.C.	1594		6781BR
95-48XS			
Drive			68105
Eng. To Deck			B103
Spindle	1594		6781BR
RL366; RL367			
Belt; W/37" Belt O.C.	1578		6737
Belt; W/39" Belt O.C.	1563	2390	6839
RL426			
Belt; W/69" Belt O.C.	6737		6869
Belt; W/86" Belt O.C.	6738		6886
RL486; RL487			
Belt; W/71" Belt O.C.	6771		6871
Belt; W/107" Belt O.C.	1594		6781BR
RM323; RM324			
Belt; W/28" Belt O.C.	7430		6828
Belt; W/37" Belt O.C.	1578		6737

Belts for Lawn Attachments

Lawn & Garden Equipment

Application	OEM No.	Standard Belts	Premium Belts
WHEEL HORSE - Continued			
Mower Attachments - Continued			
RM326; RM327			
P.T.O.	1577		6828
Spindle	1578		6737
RM363; RM364			
Belt; W/28" Belt O.C.	7430		6828
Belt; W/37" Belt O.C.	1578		6737
RM366; RM367			
P.T.O.	1577		6828
Spindle	1578		6737
RM425			
Mower		2	6829
RM3262			
Belt; W/28" Belt O.C.	7430		6828
Belt; W/37" Belt O.C.	1578		6737
RMR32			
Belt; W/24" Belt O.C.	1554	2240	6824
Belt; W/30" Belt O.C.	1561		6830
RMR483; RMR484; RMR485			
Belt; W/67" Belt O.C.		2670	6867
Belt; W/107" Belt O.C.	1594		6781BR
RMR3661; RMR3662			
Belt; W/28" Belt O.C.	7430		6828
Belt; W/37" Belt O.C.	1578		6737
P.T.O. Kits			
8-3211			
Belt	7776		6885
66			
Drive; W/37" Belt O.C.	1552	2370	6837
Drive; W/42" Belt O.C.	1550	2420	6842
Sicklebar Attachments			
7-1311; 7-1312; SML506; SMS506			
Belt; W/38" Belt O.C.	6573		6838
Belt; W/59" Belt O.C.	1588		6859
Snow Thrower Attachments			
06-42ST01; 06-42ST02			
Drive	9750		6969
06-48ST01; 06-48SX01			
Drive	200170		6853
6-0201; 6-0202			
Belt	102743		B64
6-1211			
Belt	1576		6870
6-2211; 6-3211			
Drive	1589		6857
6-3251			
Belt	100129		6950
6-6213			
Drive	9750		6969
6-7212			
Auger	8677		6852
6-7451; 6-7452			
Drive	200170		6853
6-9111			
Belt	8231		6870
6-9112			
Drive	9750		6969
6-9121; 6-9122			
Belt	8160		6983
6-9131			
Belt	102743		B64
66-42ST; 76-42ST			
Drive	9750		6969
76-48ST01			
Drive	200170		6853

② Two Required.

Application	OEM No.	Standard Belts	Premium Belts
WHEEL HORSE - Continued			
Snow Thrower Attachments - Continued			
86-42ST			
Drive	9750		6969
86-48ST01; 86-48SX01			
Drive	200170		6853
96-42ST			
Drive	9750		6969
96-48ST01; 96-48SX01			
Drive	200170		6853
79360			
Belt	9750		6969
ST374; ST375; ST376			
Belt	1576		6870
ST400; ST500; ST550			
Trans.	1569		6829
Tiller Attachments			
7-1211; RT366; RT367			
Forward	1586		6876
Reverse	7358		6866
Vacuum Attachments			
7-2612; 7-2613; 67-42VC; 77-42VC; 77-42VX			
Drive	1594		6781BR
Impeller	1580		6831
WHITE OUTDOOR PRODUCTS			
Mower Attachments			
0042T			
Deck; W/48" Belt O.C.	9003007		6848
Deck; W/53" Belt O.C.	9003006		6853
52" Mower Deck			
Belt; W/123" Belt O.C.	9003005B		B120
62" Mower Deck			
Drive;	9003012		BX55
990-031			
Blade	7540125		6428BR
990-206			
Deck	320063541		6354
993			
Belt; W/50" Deck	7540197		6604BR
Snow Thrower Attachments			
486			
Drive	7540185		6849
491			
Drive	7540299		6849
756			
Drive; W/48" Belt O.C.	7540283A		6848
Drive; W/52" Belt O.C.			6852
830			
Drive	7540229		6852
832; 930			
Drive	7540206		6850
Tiller Attachments			
766			
Drive	7540253		6843
WHITE STORES			
Mower Attachments			
87-90			
Eng. To Deck	7540113	3480	6948
87-126			
Blade	7540125		6428BR

Belts for Lawn Attachments

Lawn & Garden Equipment

Application	OEM No.	Standard Belts	Premium Belts
WOODS			
Mower Attachments			
9144 Bat Wing			
Deck - Center	28975		B103
Deck - Left & Right	29010		B83
YANMAR			
Mower Attachments			
Ranger			
Blade			6978
Drive			B105
YMR48			
Blade			6964
YMR59; YMR60			
Blade	055111		②B71
YARD-MAN			
Mower Attachments			
6992-0-6			
Deck	7540197		6604BR
19765			
Blade	7540250		6853
Deck	7540251		6809BR
19798C			
Blade; W/36" Deck	7540250		6853
Trans.; W/36" Deck	7540214		6850
19931			
Blade To Blade	7540260		5716
Eng. To Deck	7540230		6755BR
19935			
Blade	7540230		6755BR
Deck	7540246		6354
19957			
Deck	7540230		6755BR
19958			
Drive	7540230		6755BR
Spindle	7540215		6379
19982-0			
Deck	7540125		6428BR
19992-0; 19993			
Deck	7540197		6604BR
Y834P			
Deck - Left	7540364		6482BR
Deck - Right	7540291		6641BR
P.T.O. Kits			
19952			
P.T.O.	7540229		6852
Snow Thrower Attachments			
190-930A			
Lower Drive	7540236		6885
Upper Drive	7540206	2500	6850
3520-0			
Belt			6840
3530-0			
Belt			6836
19469			
Auger	7540236		6885
Deck	7540185		6849
19471			
Drive	7540108	2460	6846
19930; 19930-1			
Auger	7540236		6885
Drive	7540206		6850
Tiller Attachments			
19766			
Drive	7540253		6843

② Two Required.

Belts and Coolant Hose for Combines

Order Belts and Hose by Our Number. Manufacturers' Part Number is shown for reference only.

Application	Mfr. No.	Part No.	Application	Mfr. No.	Part No.
AMADAS INDUSTRIES			CASE - Continued		
9900			660SP - Continued		
John Deere 6-Cyl. 8.1 L Diesel			Case A201G - Continued		
2003			1970-1961 - Continued		
Belt - Elevator J.S. & Cleaner Fan	C75	C75	Hose - Upper		●26510
Belt - Hyd. Pump - Left Side	C75	C75	Hose - Lower		●26603
Belt - Elevator Fan	2B85	2/B85			
2000			800SP		
Belt - Elevator Fan	C75	C75	Case 709D Diesel		
Belt - Hyd. Pump	C75	C75	1962-1959		
Belt - Spreader	B225	B225	Belt - Fan & Gen.	A20383	▲9510HD
			Belt - Hyd. Pump	F8047	TR22545
9960			Case 719G		
John Deere 6-Cyl. 6.8 L Diesel			1962-1959		
2006			Belt - Fan & Gen.	A20383	▲9510HD
Belt - Elevator Fan J.S.	C75	②C75	Belt - Hyd. Pump	F8047	TR22545
Belt - Hyd. Pump	C75	C75			
Belt - Unloader Auger; W/Hyd. Pump	C67	②C67	Case A251G		
2005-2004			1962-1959		
Belt - Elevator Fan J.S.	C75	②C75	Belt - Fan & Gen.	A11444	▲9505HD
Belt - Hyd. Pump	C75	C75	Belt - Hyd. Pump	F8047	TR22545
Belt - Unloader Auger; W/Hyd. Pump	C67	②C67	Hose - Upper		23562
Belt - Vine Spreader	B225	B225	Case A267D Diesel		
2003			1962-1959		
Belt - Elevator Fan J.S.	C75	②C75	Belt - Fan & Gen.	A11444	▲9505HD
Belt - Hyd. Pump - Left Side	C75	C75	Belt - Hyd. Pump	F8047	TR22545
			Hose - Upper		23562
CASE			900SP		
120SP			Chrysler 6-Cyl. 225		
Case 400			1966-1965		
1956			Belt - Fan & Gen.	F20129	7555
Hose - Upper; (1 3/4" I.D.)		24228	Belt - Gov.	F20128	7440
Hose - Lower		②20065	Hose - Upper		●25476
		or ●25472			
150			960		
Case 400			Chrysler 6-Cyl. 225		
1958-1956			1970-1961		
Belt - Fan & Gen.	011139AB	▲9490HD	Belt - Fan & Gen.	F20129	7555
Hose - Upper		②23562	Belt - Gov.	F20128	7440
Hose - Lower		●26509	Hose - Upper		●25476
600SP			1000SP		
Case			Case 709BF Diesel		
1965-1961			1962-1959		
Belt - Fan, W.P. & Gen.	A49149	▲9476HD	Belt - Fan & Gen.	A20383	▲9510HD
Belt - Hyd. Pump	F22503	TR22461	Belt - Hyd. Pump	F8047	TR22545
Belt - V.P.		7335			
Hose - Upper		②20611	Case 719BF		
		or ●26510	1962-1959		
Hose - Lower		●26603	Belt - Fan & Gen.	A20383	▲9510HD
			Belt - Hyd. Pump	F8047	TR22545
660SP			Case 719G		
Case A201D Diesel			1962-1959		
1970-1961			Hose - Upper		
Belt - Fan, W.P. & Gen.	A49149	▲9476HD			23562
Belt - Hyd. Pump	F22503	TR22461	Case 4-Cyl. 284		
Belt - V.P.		7335	1962-1959		
Hose - Upper		●26510	Belt - Fan & Gen.	A11444	▲9505HD
			Belt - Hyd. Pump	F8047	TR22545
Case A201G			Case 4-Cyl. 301 Diesel		
1970-1961			1962-1959		
Belt - Fan, W.P. & Gen.	A49149	▲9476HD	Belt - Fan & Gen.	A11444	▲9505HD
Belt - Hyd. Pump	F22503	TR22461	Belt - Hyd. Pump	F8047	TR22545
Belt - V.P.		7335	Hose - Upper		23562
Hose - Upper		②20611			

② Two Required.

● Vulco-Flex® Coolant Hose.

② Cut to Fit.

▲ Standard Belt May Also Be Available.

Belts and Coolant Hose for Combines

Application	Mfr. No.	Part No.
CASE - Continued		
1010SP		
Case 4-Cyl. 284		
1965-1963		
Belt - Fan & Gen.	A11444	▲9505HD
Belt - Hyd. Pump	F8047	TR22545
Hose - Upper		23562
Case 4-Cyl. 301 Diesel		
1965-1963		
Belt - Fan & Gen.	A11444	▲9505HD
Belt - Hyd. Pump	F8047	TR22545
Hose - Upper		23562
1060		
Chrysler LH318		
1970-1961		
Belt - Fan & Gen.	F12793	7525
Belt - Gov.	F12672	7460
Belt - Hyd. Pump	F8047	TR22545
Hose - Upper		●25476
1160; 1660		
Chrysler LH318		
1970-1961		
Belt - Fan & Gen.	F12793	7525
Belt - Gov.	F12672	7460
Belt - Hyd. Pump	F8047	TR22545
Hose - Upper		●25476
Chrysler LH318 Diesel		
1970-1961		
Belt - Fan & Gen.	F12793	7525
Belt - Gov.	F12672	7460
Belt - Hyd. Pump	F8047	TR22545
Hose - Upper		●25476
SP9		
Case D		
1955-1949		
Belt - Fan; Ser. No. 5502386 & Before	02696AB1	TR30467
Belt - Gen.	06344AB	TR24438
Hose - Upper; (1 3/4" I.D.)		24228
Hose - Lower		⊗20065
		or ●25472
SP12		
Case D		
1956-1949		
Belt - Fan; Ser. No. 5502386 & Before	02696AB1	TR30467
Belt - Gen.	06344AB	TR24438
Hose - Upper; (1 3/4" I.D.)		24228
Hose - Lower		⊗20065
		or ●25472
CASE IH		
1620		
Case 6-Cyl. 358 Diesel		
1992-1990		
Belt - A.C.; W/41 7/8" Belt O.C.	1250587C1	▲9415HD
Belt - A.C.; W/54 3/8" Belt O.C.	280210C2	▲9540HD
Belt - Aux. Pump	191288C2	C92
Belt - Fan & Alt.	J911565	▲K080580HD
Belt - Feeder; W/O Rock Trap	186377C1	C128
Belt - Tailings Elevator	674965R1	C101
1989-1986		
Belt - A.C.	280210C2	▲9540HD
Belt - Aux. Pump	191288C2	C92
Belt - Fan & Alt.	130724C91	②▲9700HD

Application	Mfr. No.	Part No.
CASE IH - Continued		
1620 - Continued		
Case 6-Cyl. 358 Diesel - Continued		
1989-1986 - Continued		
Belt - Feeder; W/O Rock Trap	186377C1	C128
Belt - Tailings Elevator	674965R1	C101
1640		
Case 6-Cyl. 436 Diesel		
1992-1990		
Belt - A.C.; W/5 1/4" Clutch	L72739	▲9430HD
Belt - A.C.; W/O 5 1/4" Clutch	396829R1	▲9440HD
Belt - Fan & Alt.	J911565	▲K080580HD
Belt - Fan J.S.	191305C1	C108
Belt - Grain Tank Unloader	191290C1	C130
Belt - Straw Chopper	1315265C1	BP95
1989		
Belt - A.C.; W/5 1/4" Clutch	L72739	▲9430HD
Belt - A.C.; W/O 5 1/4" Clutch	396829R1	▲9440HD
Belt - Fan & Alt.; W/W-Ribbed Belt	J911565	▲K080580HD
Belt - Fan J.S.	191305C1	C108
Belt - Grain Tank Unloader	191290C1	C130
Belt - Straw Chopper	1315265C1	BP95
1988-1986		
Belt - A.C.	164550R2	▲9425HD
Belt - Fan J.S.; W/76" Drive	610521R1	B71
Belt - Fan J.S.; W/O 76" Drive	191305C1	C108
Belt - Grain Tank Unloader	191290C1	C130
Belt - Straw Chopper	1315265C1	BP95
1644		
Case 6-Cyl. 359 Diesel		
1994-1992		
Belt - A.C.	1250587C1	▲9415HD
Belt - Fan J.S.	191305C1	C108
Belt - Fan, Alt. & W.P.	J911565	▲K080580HD
Belt - Straw Chopper	1315265C1	BP95
1660		
Case 6-Cyl. 505 Diesel		
1992-1991		
Belt - A.C.; W/5 1/4" Clutch	L72739	▲9430HD
Belt - A.C.; W/O 5 1/4" Clutch	396829R1	▲9440HD
Belt - Fan & Alt.; W/Cross Flow Cleaning System	J911572	▲K080610HD
Belt - Fan & Alt.; W/O Cross Flow Cleaning System	J911574	▲K080626HD
Belt - Fan J.S.	191305C1	C108
Belt - Grain Tank Unloader	191290C1	C130
Belt - Straw Chopper	1315265C1	BP95
1990		
Belt - A.C.; W/O 5 1/4" Clutch	396829R1	▲9440HD
Belt - Fan & Alt.; W/Cross Flow Cleaning System	J911572	▲K080610HD
Belt - Fan & Alt.; W/O Cross Flow Cleaning System	J911574	▲K080626HD
Belt - Fan J.S.	191305C1	C108
Belt - Grain Tank Unloader	191290C1	C130
Belt - Straw Chopper	1315265C1	BP95
1989		
Belt - A.C.; W/5 1/4" Clutch	L72739	▲9430HD
Belt - A.C.; W/O 5 1/4" Clutch	396829R1	▲9440HD
Belt - Fan & Alt.; Ser. No. 38346 & After; W/Cross Flow Cleaning System	J911572	▲K080610HD
Belt - Fan & Alt.; Ser. No. 38346 & After; W/O Cross Flow Cleaning System	J911574	▲K080626HD
Belt - Fan J.S.	191305C1	C108
Belt - Grain Tank Unloader	191290C1	C130
Belt - Straw Chopper	1315265C1	BP95

▲ Standard Belt May Also Be Available.
⊗ Cut to Fit.

● Vulco-Flex® Coolant Hose.
② Two Required.

Belts and Coolant Hose for Combines

Application	Mfr. No.	Part No.
CASE IH - Continued		
1660 - Continued		
Case 6-Cyl. 505 Diesel - Continued		
1988-1986		
Belt - A.C.	164550R2	▲9425HD
Belt - Fan J.S.	191305C1	C108
Belt - Grain Tank Unloader	191290C1	C130
Belt - Straw Chopper	1315265C1	BP95
1666		
Case 6-Cyl. 505 Diesel		
1994-1992		
Belt - A.C.	396829R1	▲9440HD
Belt - Fan J.S.	191305C1	C108
Belt - Fan, Alt. & W.P.	J911572	▲K080610HD
Belt - Straw Chopper	1315265C1	BP95
1670		
IH 6-Cyl. 466 Diesel		
1992-1989		
Belt - A.C.	1250587C1	▲9415HD
Belt - Aux. Pump	191288C2	C92
Belt - Fan J.S.	188213C1	C124
Belt - Fan, Alt. & W.P.	130724C91	▲9700HD
Belt - Feeder; W/O Rock Trap	186377C1	C128
Belt - Grain Tank Unloader	191290C1	C130
Belt - Straw Chopper	1315265C1	BP95
1680		
Case 6-Cyl. 505 Diesel		
1992-1989		
Belt - A.C.; W/5 1/4" Clutch	L72739	▲9430HD
Belt - A.C.; W/O 5 1/4" Clutch	1250587C1	▲9415HD
Belt - Fan & A.C.	J911574	▲K080626HD
Belt - Fan J.S.	191305C1	C106
Belt - Straw Chopper	1315266C1	BP108
Hose - Lower; (2" I.D.)		②24432
1988-1986		
Belt - A.C.	1250587C1	▲9415HD
Belt - Aux. Pump	191288C2	C92
Belt - Fan J.S.; W/76" Drive	610521R1	B71
Belt - Fan J.S.; W/O 76" Drive	188213C1	C124
Belt - Straw Chopper	1315266C1	BP108
Hose - Lower; (2" I.D.)		②24432
1688		
Case 6-Cyl. 505 Diesel		
1994-1992		
Belt - A.C.	396829R1	▲9440HD
Belt - Fan J.S.	188213C1	C124
Belt - Fan, Alt. & W.P.	J911572	▲K080610HD
Belt - Straw Chopper	1315266C1	BP108
2144		
Case 6-Cyl. 436 Diesel		
1997-1995		
Belt - A.C.	1250587C1	▲9415HD
Belt - Fan J.S.	191305C1	C108
Belt - Fan, Alt. & W.P.	J911565	▲K080580HD
Belt - Grain Tank Unloader	191290C1	C130
Belt - Straw Chopper	1315265C1	BP95
2166		
Case 6-Cyl. 505 Diesel		
1997-1995		
Serpentine Belt - Fan, W.P. & Alt.	J911572	▲K080610HD
Belt - A.C.	396829R1	▲9440HD
Belt - Fan J.S.	191305C1	C108
Belt - Grain Tank Unloader	191290C1	C130

▲ Standard Belt May Also Be Available.

Application	Mfr. No.	Part No.
CASE IH - Continued		
2166 - Continued		
Case 6-Cyl. 505 Diesel - Continued		
1997-1995 - Continued		
Belt - Straw Chopper	1315265C1	BP95
2188		
Case 6-Cyl. 505 Diesel		
1997-1995		
Serpentine Belt - Fan, W.P. & Alt.	J911572	▲K080610HD
Belt - A.C.	396829R1	▲9440HD
Belt - Fan J.S.	188213C1	C124
Belt - Straw Chopper	1315266C1	BP108
2344		
Case 6-Cyl. 359 Diesel		
2002-1998		
Belt - A.C.	164550R2	▲9425HD
Belt - Fan J.S.	191305C1	C108
Belt - Fan, Alt. & W.P.	J911565	▲K080580HD
Belt - Grain Tank Unloader	191290C1	C130
Belt - Straw Chopper	1315265C1	BP95
2366		
Case 6-Cyl. 8.3 L Diesel		
2004-2003		
Serpentine Belt - Fan, W.P. & Alt.	A78022	▲K080790HD
Belt - Fan J.S.	191305C1	C108
Belt - Grain Tank Unloader	191290C1	C130
Belt - Straw Chopper	1315265C1	BP95
Tensioner Assy. - Fan, W.P. & Alt.	87436755	38516
2002-1998		
Serpentine Belt - Fan, W.P. & Alt.	J911572	▲K080610HD
Belt - A.C.	396829R1	▲9440HD
Belt - Fan J.S.	191305C1	C108
Belt - Grain Tank Unloader	191290C1	C130
Belt - Straw Chopper	1315265C1	BP95
2377		
Case 6-Cyl. 505 Diesel		
2006		
Serpentine Belt - Fan	A78022	▲K080790HD
2388		
Case 6-Cyl. 8.3 L Diesel		
2006-2003		
Serpentine Belt - Fan, W.P. & Alt.	A78022	▲K080790HD
Belt - A.C.	396829R1	▲9440HD
Belt - Fan J.S.	188213C1	C124
Belt - Straw Chopper	1315266C1	BP108
Tensioner Assy. - Serpentine	87436755	38516
2002-1998		
Serpentine Belt - Fan, W.P. & Alt.	J911572	▲K080610HD
Belt - A.C.	396829R1	▲9440HD
Belt - Fan J.S.	188213C1	C124
Belt - Straw Chopper	1315266C1	BP108
AFX2577		
Case 6-Cyl. 8.3 L Diesel		
2008		
Serpentine Belt - Fan, W.P. & Alt.	A78022	▲K080790HD
Belt - A.C.	87311867	▲9370HD
Belt - Straw Chopper	1315266C1	BP108
2007		
Belt - A.C.	87311867	▲9370HD
Belt - Fan, Alt. & W.P.	A78022	▲K080790HD

② Two Required.

Belts and Coolant Hose for Combines

Application	Mfr. No.	Part No.	Application	Mfr. No.	Part No.
CASE IH - Continued			FORD		
AFX8010			611 Combine		
Case IH 6-Cyl. 10.3 L Diesel			Ford		
2008-2007			1963-1959		
Serpentine Belt - Fan	87282305	K100615HD	Belt - Fan	EAG8577A	7380
CATERPILLAR			Belt - W.P. & Gen.	EAG8620B	7360
Lexion 485R			622		
Caterpillar C12 Diesel			Ford 4-Cyl. 256		
2004-2001			1973		
Tensioner Assy. - Fan	1900642	38508	Belt - Fan	721305	7695
CHALLENGER			Belt - Gov.		▲9430HD
660			Belt - W.P. & Gen.	721211	▲9540HD
Caterpillar C9 Diesel			Hose - Upper; Strt. Hose(1 3/4" I.D.)		24228
2008-2006			Hose - Upper; Molded Hose		20357
Serpentine Belt - Alt. & A.C.	2271364	▲K080816HD	Hose - Lower; Strt. Hose(1 3/4" I.D.)		24228
Belt - Spreader J.S.	227455M1	C126	Hose - Lower; Molded Hose		20357
Belt - Rotary Screen	71396754	A68	1972		
2005			Belt - Fan	721305	7695
Serpentine Belt - Alt. & A.C.	2271364	▲K080816HD	Belt - Gov.		▲9430HD
Belt - Chopper - Rear	71388712	C210	Belt - W.P. & Gen.	721211	▲9540HD
Belt - Spreader J.S.	227455M1	C126	Hose - Upper; Strt. Hose(1 3/4" I.D.)		24228
2004-2003			Hose - Upper; Molded Hose		20357
Serpentine Belt - Alt. & A.C.	2271364	▲K080816HD	Hose - Lower; Molded Hose		20357
Belt - Chopper - Rear	71388712	C210	Hose - Lower; Strt. Hose(1 3/4" I.D.)		24228
Belt - Grain Elevator	227455M1	C126	1971		
Belt - Spreader J.S.	227455M1	C126	Belt - Fan	721305	7695
660B			Belt - Gov.		▲9430HD
Challenger 6-Cyl. 8.4 L Diesel			Belt - W.P. & Gen.	721211	▲9540HD
2009			Hose - Upper; Strt. Hose(1 3/4" I.D.)		24228
Belt - A.C.	71148120	▲9510HD	Hose - Upper; Molded Hose		20357
Belt - Rotary Screen	71396754	A68	Hose - Lower; Molded Hose		20357
670			Hose - Lower; Strt. Hose(1 3/4" I.D.)		24228
Caterpillar C9 Diesel			Ford 4-Cyl. 256 Diesel		
2008-2006			1973		
Belt - Spreader J.S.	227455M1	C126	Belt - Fan	721305	7695
Belt - Rotary Screen	71396754	A68	Belt - Gov.		▲9430HD
2005			Belt - W.P. & Gen.	721211	▲9540HD
Belt - Chopper - Rear	71388712	C210	Hose - Upper; Strt. Hose(1 3/4" I.D.)		24228
Belt - Spreader J.S.	227455M1	C126	Hose - Upper; Molded Hose		20357
Belt - Rotary Screen	71396754	A68	Hose - Lower; Molded Hose		20357
2004-2003			Hose - Lower; Strt. Hose(1 3/4" I.D.)		24228
Belt - Chopper - Rear	71388712	C210	1972		
Belt - Spreader J.S.	227455M1	C126	Belt - Fan	721305	7695
Belt - Rotary Screen	71396754	A68	Belt - Gov.		▲9430HD
Belt - Grain Elevator	227455M1	C126	Belt - W.P. & Gen.	721211	▲9540HD
670B			Hose - Upper; Molded Hose		20357
Challenger 6-Cyl. 8.4 L Diesel			Hose - Upper; Strt. Hose(1 3/4" I.D.)		24228
2009			Hose - Lower; Molded Hose		24228
Belt - A.C.	71148120	▲9510HD	Hose - Lower; Strt. Hose(1 3/4" I.D.)		20357
Belt - Rotary Screen	71396754	A68	Hose - Lower; Molded Hose		24228
680B			642		
Caterpillar C13 Diesel			Ford 6-Cyl. 380 Diesel		
2009-2006			1979-1971		
Belt - Rotary Screen	71396754	A68	Belt - Fan & Alt.		▲9470HD
			Hose - Upper		≧20957
			Hose - Lower		≧20957
			Hose - By Pass; (1 7/8" I.D.)		24230
			Ford V-8 361		
			1979-1971		
			Belt - Fan & Alt.	C4TZ8620Z	②▲9463HD

▲ Standard Belt May Also Be Available.
② Two Required.

≧ Cut to Fit.

Belts and Coolant Hose for Combines

Application	Mfr. No.	Part No.	Application	Mfr. No.	Part No.
FORD - Continued			GLENER - Continued		
642 - Continued			B - Continued		
Ford V-8 361 - Continued			Ford 6-Cyl. 226 - Continued		
1979-1971 - Continued			1959		
Belt - Hyd. Pump		♣9490HD	Hose - Upper		●26611
Hose - Upper - Pipe To Rad.; (1 3/4" I.D.)		24428	Hose - Lower; Ser. No. 26000 & Before		●26611
Hose - Lower - Eng. To Pipe; (2" I.D.)		24432	Hose - Lower; Ser. No. 26001 & After		●26612
Hose - Lower - Heat Exch. To Pipe; (2" I.D.)		24432	1958-1955		
Hose - Lower - Pipe To Heat Exch.		♣20206	Hose - Upper		●26611
Hose - Lower - Pipe To Rad.; (2" I.D.)		24432	Hose - Lower; Ser. No. 26001 & After		●26612
GLENER			Hose - Lower; Ser. No. 26000 & Before		●26611
A65			1954-1953		
AGCO 6-Cyl. 8.4 L Diesel			Hose - Upper		●26611
2008			Hose - Lower; Ser. No. 26000 & Before		●26611
Belt - Beater Drive	71386352	B173	Hose - Lower; Ser. No. 26001 & After		●26612
A66			Hercules 6-Cyl. 237		
AGCO 6-Cyl. 8.4 L Diesel			1963-1953		
2009			Belt - Fan; Ser. No. 14052 & Before	1117027	TR28483
Belt - A.C.	71148120	♣9510HD	Belt - Hyd. Pump; Ser. No. 13500 & Before	1117040	TR28545
Belt - Rotary Screen	71396754	A68	Belt - Hyd. Pump; Ser. No. 13501 Thru		
A75			14052	1117027	TR28483
AGCO 6-Cyl. 8.4 L Diesel			Hose - Upper		●25528
2008-2007			Hose - Lower		●25477
Belt - A.C.	71148120	♣9510HD	C		
A76			Allis-Chalmers 6-Cyl. 262		
AGCO 6-Cyl. 8.4 L Diesel			1963-1960		
2009			Belt - Fan & Gen.; Ser. No. 7001 & After ..	4512419	♣9480HD
Belt - A.C.	71148120	♣9510HD	Belt - Hyd. Pump	1125973	TR28454
Belt - Rotary Screen	71396754	A68	Hose - Upper; W/31 3/8" Rad.		●26612
A86			Hose - Upper; W/26 3/8" Rad.		●26611
Caterpillar C13 Diesel			Hose - Lower		●26612
2009			C II		
Belt - Rotary Screen	71396754	A68	Allis-Chalmers 6-Cyl. 262		
A II			1967-1964		
Allis-Chalmers 6-Cyl. 230			Belt - Fan & Gen.; Ser. No. 7001 & After ..		
1967-1964			4512419		
Belt - Fan & Gen.; Eng. No. 397016 & Before	4510744	♣9470HD	♣9480HD		
Belt - Fan & Gen.; Eng. No. 397017 Thru 408560	4512419	♣9480HD	TR28429		
Belt - Hyd. Pump; Ser. No. 14053 Thru 26500	1117027	TR28483	●26612		
Belt - Hyd. Pump; Ser. No. 26501 Thru 30000	1128092	TR28463	●26611		
B			●26612		
Allis-Chalmers 6-Cyl. 230			●26612		
1963-1953			CR		
Belt - Fan & Gen.; Eng. No. 397016 & Before	4510744	♣9470HD	Allis-Chalmers 6-Cyl. 262		
Belt - Fan & Gen.; Eng. No. 397017 Thru 408560	4512419	♣9480HD	1967		
Belt - Hyd. Pump; Ser. No. 14053 Thru 26500	1117027	TR28483	Belt - Fan & Gen.; Ser. No. 7001 & After ..		
Belt - Hyd. Pump; Ser. No. 26501 Thru 30000	1128092	TR28463	4512419		
Ford 6-Cyl. 226			Belt - Hyd. Pump		
1963-1960			1125973		
Hose - Upper		●26611	Hose - Upper; W/31 3/8" Rad.		
Hose - Lower; Ser. No. 26001 & After		●26612	Hose - Upper; W/26 3/8" Rad.		
Hose - Lower; Ser. No. 26000 & Before		●26611	Hose - Lower		
1966			♣9480HD		
Belt - Fan & Gen.; Ser. No. 7001 & After ..			4512419		
Belt - Hyd. Pump			1125973		
Hose - Upper; W/26 3/8" Rad.			●26612		
Hose - Upper; W/31 3/8" Rad.			●26611		
Hose - Lower			●26612		
1965			●26612		
Belt - Fan & Gen.; Ser. No. 7001 & After ..			4512419		
			♣9480HD		

♣ Standard Belt May Also Be Available.
● Vulco-Flex® Coolant Hose.

♣ Cut to Fit.

Belts and Coolant Hose for Combines

Application	Mfr. No.	Part No.	Application	Mfr. No.	Part No.
GLENER - Continued			GLENER - Continued		
CR - Continued			F		
Allis-Chalmers 6-Cyl. 262 - Continued			Allis-Chalmers 6-Cyl. 262		
1965 - Continued			1976		
Belt - Hyd. Pump	1125973	TR28454	Belt - A.C.	1166813	▲9490HD
Hose - Upper; W/31 3/8" Rad.		●26612	Belt - Alt./Gen.	1148119	▲9395HD
Hose - Upper; W/26 3/8" Rad.		●26611	Belt - Conveyor Drive	1139622	C68
Hose - Lower		●26612	Belt - Countershaft - PTO	1170678	②7430
1964-1963			Belt - Cyl.; Rice; W/596-908 R.P.M.	1146000	B81
Belt - Fan & Gen.; Ser. No. 7001 & After ..	4512419	▲9480HD	Belt - Cyl.; W/387-590 R.P.M.	1147546	2/B93
Belt - Hyd. Pump	1125973	TR28454	Belt - Cyl.; W/907-1383 R.P.M.	1147547	B75
Hose - Upper; W/26 3/8" Rad.		●26611	Belt - Gov.	1148120	▲9510HD
Hose - Upper; W/31 3/8" Rad.		●26612	Belt - Grain Saver & Air Flow	0563619	A98
Hose - Lower		●26612	Belt - Header; W/Variable Speed Drive	1172514	TR28429
Allis-Chalmers 6-Cyl. 262 Diesel			Belt - Hyd. Pump	1148119	▲9395HD
1967			Belt - Main Drive	1183767	B152
Belt - Fan & Gen.; Ser. No. 7001 & After ..	4512419	▲9480HD	Belt - Reel Drive; Corn-Soybeans, Rice;		
Belt - Hyd. Pump	1125973	TR28454	W/Long Arms	1118003	C144
Hose - Upper; W/26 3/8" Rad.		●26611	Belt - Reel Drive; W/Std. Drive	1125977	B124
Hose - Upper; W/31 3/8" Rad.		●26612	Belt - Reel Drive; W/Variable Speed Drive;		
Hose - Lower		●26612	W/Long Arms	0519007	C128
1966			Belt - Reel Drive - Intermediate; W/Std.		
Belt - Fan & Gen.; Ser. No. 7001 & After ..	4512419	▲9480HD	Drive	1123452	B79
Belt - Hyd. Pump	1125973	TR28454	Belt - Traction; W/Hydro. Drive	1147546	2/B93
Hose - Upper; W/31 3/8" Rad.		●26612	1975		
Hose - Upper; W/26 3/8" Rad.		●26611	Belt - A.C.	1166813	▲9490HD
Hose - Lower		●26612	Belt - Alt./Gen.	1148119	▲9395HD
1965-1963			Belt - Conveyor Drive	1139622	C68
Belt - Fan & Gen.; Ser. No. 7001 & After ..	4512419	▲9480HD	Belt - Countershaft - PTO	1170678	②7430
Belt - Hyd. Pump	1125973	TR28454	Belt - Cyl.; Rice; W/596-908 R.P.M.	1146000	B81
Hose - Upper; W/26 3/8" Rad.		●26611	Belt - Cyl.; W/387-590 R.P.M.	1147546	2/B93
Hose - Upper; W/31 3/8" Rad.		●26612	Belt - Cyl.; W/907-1383 R.P.M.	1147547	B75
Hose - Lower		●26612	Belt - Gov.	1148120	▲9510HD
E			Belt - Grain Saver & Air Flow	0563619	A98
Allis-Chalmers 4-Cyl. 226			Belt - Hyd. Pump	1148119	▲9395HD
1968-1962			Belt - Main Drive	1183767	B152
Belt - Fan	229211	▲9463HD	Belt - Reel Drive; Corn-Soybeans, Rice;		
Belt - Hyd. Pump; W/O P.S.	1130921	▲9447HD	W/Long Arms	1118003	C144
Belt - Hyd. Pump; W/P.S.	1131774	▲9425HD	Belt - Reel Drive; W/Std. Drive	1125977	B124
Hose - Upper		●25476	Belt - Reel Drive; W/Variable Speed Drive;		
Hose - Lower		●25477	W/Long Arms	0519007	C128
Hose - By Pass		≈<21942	Belt - Reel Drive - Intermediate; W/Std.		
E III			Drive	1123452	B79
Allis-Chalmers 6-Cyl. 262			Belt - Traction; W/Hydro. Drive	1147546	2/B93
1968			1974-1971		
Belt - A.C.; W/Comfort Cab	1152788	▲9480HD	Belt - A.C.	1166813	▲9490HD
Belt - A.C.; W/LaPort Cab	1166813	▲9490HD	Belt - Alt./Gen.	1148119	▲9395HD
Belt - Bin Unloader	1139962	C150	Belt - Conveyor Drive	1139622	C68
Belt - Conveyor Drive	1139622	C68	Belt - Countershaft - PTO	1148119	▲9395HD
Belt - Countershaft	1139965	C83	Belt - Cyl.; Rice; W/596-908 R.P.M.	1146000	B81
Belt - Draper Drive; W/2 Rolls	1130442	C73	Belt - Cyl.; W/387-590 R.P.M.	1147546	2/B93
Belt - Fan & Alt.	1141744	▲9463HD	Belt - Cyl.; W/907-1383 R.P.M.	1147547	B75
Belt - Grain Saver & Air Flow	0563619	A98	Belt - Gov.	1148120	▲9510HD
Belt - Hyd. Pump; W/O P.S.	1142239	▲9451HD	Belt - Grain Saver & Air Flow	0563619	A98
Belt - Hyd. Pump; W/P.S.	1131774	▲9425HD	Belt - Hyd. Pump	1167408	▲9590HD
Belt - Main Drive	1139960	B150	Belt - Reel Drive; Corn-Soybeans, Rice;		
Belt - Reel Drive; W/Long Arms	1118003	C144	W/Long Arms	1118003	C144
Belt - Reel Drive; W/Short Arms; W/Std.			Belt - Reel Drive; W/Std. Drive	1125977	B124
Reel	1125977	B124	Belt - Reel Drive; W/Variable Speed Drive;		
Belt - Reel Drive; W/Variable Speed Drive;			W/Long Arms	0519007	C128
W/Long Arms	0519007	C128	Belt - Reel Drive - Intermediate; W/Std.		
Belt - Reel Drive - Intermediate	1123452	B79	Drive	1123452	B79
Hose - Upper		●25476	Belt - Traction; W/Hydro. Drive	1147546	2/B93
Hose - Lower		●25477	1970		
Hose - By Pass		≈<21942	Belt - A.C.	1142239	▲9451HD
			Belt - Alt./Gen.	1140911	▲9490HD
			Belt - Bin Unloader	1139962	C150
			Belt - Conveyor Drive	1139622	C68
			Belt - Cyl.; W/907-1383 R.P.M.	1147547	B75
			Belt - Grain Saver & Air Flow	0559863	A81
			Belt - Main Drive; Rice	1139961	2/B148
			Belt - Reel Drive; Corn-Soybeans, Rice;		
			W/Long Arms	1118003	C144

● Vulco-Flex® Coolant Hose.
≈< Cut to Fit.

▲ Standard Belt May Also Be Available.
② Two Required.

Belts and Coolant Hose for Combines

Agricultural Equipment

Application	Mfr. No.	Part No.	Application	Mfr. No.	Part No.
GLEANER - Continued			GLEANER - Continued		
F - Continued			F - Continued		
Allis-Chalmers 6-Cyl. 262 - Continued			Allis-Chalmers 6-Cyl. 301 Diesel - Continued		
1970 - Continued			1974-1971 - Continued		
Belt - Reel Drive; W/Std. Drive	1125977	B124	Belt - Grain Saver & Air Flow	1144488	A90
Belt - Reel Drive; W/Variable Speed Drive; W/Long Arms	0519007	C128	Belt - Hyd. Pump; Rice	1152608	TR28445
Belt - Reel Drive - Intermediate; W/Std. Drive	1123452	B79	Belt - Reel Drive; Corn-Soybeans, Rice; W/Long Arms	1118003	C144
Belt - Traction; W/Hydro. Drive	1147546	2/B93	Belt - Reel Drive; W/Std. Drive	1125977	B124
1969			Belt - Reel Drive; W/Variable Speed Drive; W/Long Arms	0519007	C128
Belt - A.C.	1142239	▲9451HD	Belt - Reel Drive - Intermediate; W/Std. Drive	1123452	B79
Belt - Alt./Gen.	1140911	▲9490HD	Belt - Traction; W/Hydro. Drive	1147546	2/B93
Belt - Bin Unloader	1139962	C150	Hose - Upper		21256
Belt - Conveyor Drive	1139622	C68	Hose - Lower		●26504
Belt - Grain Saver & Air Flow	0559863	A81	1970		
Belt - Hyd. Pump	1133220	TR28483	Belt - A.C.	1142239	▲9451HD
Belt - Main Drive; Rice	1139961	2/B148	Belt - Alt./Gen.	1140911	▲9490HD
Belt - Reel Drive; Corn-Soybeans, Rice; W/Long Arms	1118003	C144	Belt - Bin Unloader	1139962	C150
Belt - Reel Drive; W/Std. Drive	1125977	B124	Belt - Conveyor Drive	1139622	C68
Belt - Reel Drive; W/Variable Speed Drive; W/Long Arms	0519007	C128	Belt - Cyl.; W/907-1383 R.P.M.	1147547	B75
Belt - Reel Drive - Intermediate; W/Std. Drive	1123452	B79	Belt - Hyd. Pump; Rice	1152608	TR28445
Belt - Traction - Hydro.; Rice	1146744	B92	Belt - Reel Drive; Corn-Soybeans, Rice; W/Long Arms	1118003	C144
1968			Belt - Reel Drive; W/Std. Drive	1125977	B124
Belt - A.C.	1142239	▲9451HD	Belt - Reel Drive; W/Variable Speed Drive; W/Long Arms	0519007	C128
Belt - Alt./Gen.	1139189	▲9540HD	Belt - Reel Drive - Intermediate; W/Std. Drive	1123452	B79
Belt - Bin Unloader	1139962	C150	Belt - Traction; W/Hydro. Drive	1147546	2/B93
Belt - Conveyor Drive	1139622	C68	Hose - Upper		21256
Belt - Countershaft	1139965	C83	Hose - Lower		●26504
Belt - Grain Saver & Air Flow	0559863	A81	1969		
Belt - Hyd. Pump	1133220	TR28483	Belt - A.C.	1142239	▲9451HD
Belt - Main Drive; Rice	1139961	2/B148	Belt - Alt./Gen.	1140911	▲9490HD
Belt - Reel Drive; Corn-Soybeans, Rice; W/Long Arms	1118003	C144	Belt - Bin Unloader	1139962	C150
Belt - Reel Drive; W/Std. Drive	1125977	B124	Belt - Conveyor Drive	1139622	C68
Belt - Reel Drive; W/Variable Speed Drive; W/Long Arms	0519007	C128	Belt - Hyd. Pump; Rice	1152608	TR28445
Belt - Reel Drive - Intermediate; W/Std. Drive	1123452	B79	Belt - Reel Drive; Corn-Soybeans, Rice; W/Long Arms	1118003	C144
Belt - Traction - Hydro.; Rice	1146744	B92	Belt - Reel Drive; W/Std. Drive	1125977	B124
Allis-Chalmers 6-Cyl. 301 Diesel			Belt - Reel Drive; W/Variable Speed Drive; W/Long Arms	0519007	C128
1976-1975			Belt - Reel Drive - Intermediate; W/Std. Drive	1123452	B79
Belt - A.C.	1166813	▲9490HD	Belt - Traction - Hydro.; Rice	1146744	B92
Belt - Alt./Gen.	1154358	▲9540HD	Hose - Upper		21256
Belt - Conveyor Drive	1139622	C68	Hose - Lower		●26504
Belt - Cyl.; Rice; W/596-908 R.P.M.	1146000	B81	1968		
Belt - Cyl.; W/387-590 R.P.M.	1147546	2/B93	Belt - A.C.	1142239	▲9451HD
Belt - Cyl.; W/907-1383 R.P.M.	1147547	B75	Belt - Alt./Gen.	1139189	▲9540HD
Belt - Gov.	1148120	▲9510HD	Belt - Bin Unloader	1139962	C150
Belt - Grain Saver & Air Flow	1144488	A90	Belt - Conveyor Drive	1139622	C68
Belt - Hyd. Pump	1152609	TR28429	Belt - Countershaft	1139965	C83
Belt - Reel Drive; Corn-Soybeans, Rice; W/Long Arms	1118003	C144	Belt - Hyd. Pump; Rice	1152608	TR28445
Belt - Reel Drive; W/Std. Drive	1125977	B124	Belt - Reel Drive; Corn-Soybeans, Rice; W/Long Arms	1118003	C144
Belt - Reel Drive; W/Variable Speed Drive; W/Long Arms	0519007	C128	Belt - Reel Drive; W/Std. Drive	1125977	B124
Belt - Reel Drive - Intermediate; W/Std. Drive	1123452	B79	Belt - Reel Drive; W/Variable Speed Drive; W/Long Arms	0519007	C128
Belt - Traction; W/Hydro. Drive	1147546	2/B93	Belt - Reel Drive - Intermediate; W/Std. Drive	1123452	B79
Hose - Upper		21256	Belt - Traction - Hydro.; Rice	1146744	B92
Hose - Lower		●26504	Hose - Upper		21256
1974-1971			Hose - Lower		●26504
Belt - A.C.	1166813	▲9490HD	Chevrolet 6-Cyl. 292		
Belt - Alt./Gen.	1154358	▲9540HD	1976-1975		
Belt - Conveyor Drive	1139622	C68	Belt - A.C.	1166813	▲9490HD
Belt - Cyl.; Rice; W/596-908 R.P.M.	1146000	B81	Belt - Alt./Gen.	1148119	▲9395HD
Belt - Cyl.; W/387-590 R.P.M.	1147546	2/B93	Belt - Conveyor Drive	1139622	C68
Belt - Cyl.; W/907-1383 R.P.M.	1147547	B75	Belt - Countershaft - PTO	1170678	②7430
Belt - Gov.	1148120	▲9510HD			

▲ Standard Belt May Also Be Available.

② Two Required.

● Vulco-Flex® Coolant Hose.

Belts and Coolant Hose for Combines

Application	Mfr. No.	Part No.	Application	Mfr. No.	Part No.
GLENER - Continued			GLENER - Continued		
F - Continued			F - Continued		
Chevrolet 6-Cyl. 292 - Continued			Chevrolet 6-Cyl. 292 - Continued		
1976-1975 - Continued			1969 - Continued		
Belt - Cyl.; Rice; W/596-908 R.P.M.	1146000	B81	Belt - Hyd. Pump	1133220	TR28483
Belt - Cyl.; W/387-590 R.P.M.	1147546	2/B93	Belt - Main Drive; Rice	1139961	2/B148
Belt - Cyl.; W/907-1383 R.P.M.	1147547	B75	Belt - Reel Drive; Corn-Soybeans, Rice;		
Belt - Gov.	1148120	▲9510HD	W/Long Arms	1118003	C144
Belt - Grain Saver & Air Flow	0563619	A98	Belt - Reel Drive; W/Std. Drive	1125977	B124
Belt - Hyd. Pump	1148119	▲9395HD	Belt - Reel Drive; W/Variable Speed Drive;		
Belt - Main Drive	1183767	B152	W/Long Arms	0519007	C128
Belt - Reel Drive; Corn-Soybeans, Rice;			Belt - Reel Drive - Intermediate; W/Std.		
W/Long Arms	1118003	C144	Drive	1123452	B79
Belt - Reel Drive; W/Std. Drive	1125977	B124	Belt - Traction; W/Hydro. Drive	1147546	2/B93
Belt - Reel Drive; W/Variable Speed Drive;			Hose - Upper		20433
W/Long Arms	0519007	C128			or ●25526
Belt - Reel Drive - Intermediate; W/Std.			Hose - Lower		or ●20584
Drive	1123452	B79			or ●26612
Belt - Traction; W/Hydro. Drive	1147546	2/B93	Hose - By Pass		20563
Hose - Upper		20433			
		or ●25526			
Hose - Lower		or ●20584			
		or ●26612			
Hose - By Pass		20563			
1974-1971			1968		
Belt - A.C.	1166813	▲9490HD	Belt - A.C.	1142239	▲9451HD
Belt - Alt./Gen.	1148119	▲9395HD	Belt - Alt./Gen.	1139189	▲9540HD
Belt - Conveyor Drive	1139622	C68	Belt - Bin Unloader	1139962	C150
Belt - Countershaft - PTO	1148119	▲9395HD	Belt - Conveyor Drive	1139622	C68
Belt - Cyl.; Rice; W/596-908 R.P.M.	1146000	B81	Belt - Countershaft	1139965	C83
Belt - Cyl.; W/387-590 R.P.M.	1147546	2/B93	Belt - Grain Saver & Air Flow	0559863	A81
Belt - Cyl.; W/907-1383 R.P.M.	1147547	B75	Belt - Hyd. Pump	1133220	TR28483
Belt - Gov.	1148120	▲9510HD	Belt - Main Drive; Rice	1139961	2/B148
Belt - Grain Saver & Air Flow	0563619	A98	Belt - Reel Drive; Corn-Soybeans, Rice;		
Belt - Hyd. Pump	1167408	▲9590HD	W/Long Arms	1118003	C144
Belt - Reel Drive; Corn-Soybeans, Rice;			Belt - Reel Drive; W/Std. Drive	1125977	B124
W/Long Arms	1118003	C144	Belt - Reel Drive; W/Variable Speed Drive;		
Belt - Reel Drive; W/Std. Drive	1125977	B124	W/Long Arms	0519007	C128
Belt - Reel Drive; W/Variable Speed Drive;			Belt - Reel Drive - Intermediate; W/Std.		
W/Long Arms	0519007	C128	Drive	1123452	B79
Belt - Reel Drive - Intermediate; W/Std.			Belt - Traction; W/Hydro. Drive	1147546	2/B93
Drive	1123452	B79	Hose - Upper		20433
Belt - Traction; W/Hydro. Drive	1147546	2/B93			or ●25526
Hose - Upper		20433	Hose - Lower		or ●20584
		or ●25526			or ●26612
Hose - Lower		or ●20584	Hose - By Pass		20563
		or ●26612			
Hose - By Pass		20563			
1970			F2		
Belt - A.C.	1142239	▲9451HD	Allis-Chalmers 4-Cyl. 200 Diesel		
Belt - Alt./Gen.	1140911	▲9490HD	1982		
Belt - Bin Unloader	1139962	C150	Belt - A.C.	1193749	▲9510HD
Belt - Conveyor Drive	1139622	C68	Belt - Alt.	1139187	▲9530HD
Belt - Cyl.; W/907-1383 R.P.M.	1147547	B75	Belt - Countershaft - PTO	1300399	②7445
Belt - Grain Saver & Air Flow	0559863	A81	Belt - Cyl.; W/803-1343 R.P.M.	1147547	B75
Belt - Hyd. Pump	1133220	TR28483	Belt - Grain Saver & Air Flow; Exc. Field		
Belt - Main Drive; Rice	1139961	2/B148	Installed Kit	1190749	A128
Belt - Reel Drive; Corn-Soybeans, Rice;			Belt - Grain Saver & Air Flow;	1190750	A120
W/Long Arms	1118003	C144	Belt - Header; W/Variable Speed Drive	1172514	TR28429
Belt - Reel Drive; W/Std. Drive	1125977	B124	Belt - Hyd. Pump	1300400	▲9415HD
Belt - Reel Drive; W/Variable Speed Drive;			Belt - Traction; W/Hydro. Drive	1161595	2/B99
W/Long Arms	0519007	C128	Hose - Upper		②21944
Belt - Reel Drive - Intermediate; W/Std.					or ●26504
Drive	1123452	B79	Hose - Lower		●26504
Belt - Traction; W/Hydro. Drive	1147546	2/B93	Hose - By Pass		20925
Hose - Lower		●26612			
Hose - By Pass		20563			
1969			1981-1978		
Belt - A.C.	1142239	▲9451HD	Belt - A.C.	1193749	▲9510HD
Belt - Alt./Gen.	1140911	▲9490HD	Belt - Alt.	1139187	▲9530HD
Belt - Bin Unloader	1139962	C150	Belt - Countershaft - PTO	1300399	②7445
Belt - Conveyor Drive	1139622	C68	Belt - Cyl.; W/803-1343 R.P.M.	1147547	B75
Belt - Grain Saver & Air Flow	0559863	A81	Belt - Grain Saver & Air Flow; Exc. Field		
Belt - Hyd. Pump	1133220	TR28483	Installed Kit	1190749	A128
Belt - Main Drive; Rice	1139961	2/B148	Belt - Grain Saver & Air Flow;	1190750	A120
Belt - Reel Drive; Corn-Soybeans, Rice;			Belt - Hyd. Pump	1300400	▲9415HD
W/Long Arms	1118003	C144	Belt - Traction; W/Hydro. Drive	1147546	2/B93
Belt - Reel Drive; W/Std. Drive	1125977	B124	Hose - Upper		②21944
Belt - Reel Drive; W/Variable Speed Drive;					or ●26504
W/Long Arms	0519007	C128	Hose - Lower		●26504
Belt - Reel Drive - Intermediate; W/Std.			Hose - By Pass		20925
Drive	1123452	B79			
Belt - Traction; W/Hydro. Drive	1147546	2/B93			
Hose - Lower		●26612			
Hose - By Pass		20563			
1969			1977		
Belt - A.C.	1142239	▲9451HD	Belt - A.C.	1140911	▲9490HD
Belt - Alt./Gen.	1140911	▲9490HD	Belt - Alt.	1193420	▲9550HD
Belt - Bin Unloader	1139962	C150	Belt - Bin Unloader	1194116	C156
Belt - Conveyor Drive	1139622	C68	Belt - Cyl.; W/803-1343 R.P.M.	1147547	B75
Belt - Grain Saver & Air Flow	0559863	A81			

▲ Standard Belt May Also Be Available.
 ② Cut to Fit.

● Vulco-Flex® Coolant Hose.
 ② Two Required.

Agricultural Equipment

Belts and Coolant Hose for Combines

Application	Mfr. No.	Part No.	Application	Mfr. No.	Part No.
GLEANER - Continued			GLEANER - Continued		
F2 - Continued			F3 - Continued		
Allis-Chalmers 4-Cyl. 200 Diesel - Continued			Allis-Chalmers 4-Cyl. 200 Diesel - Continued		
1977 - Continued			1987 - Continued		
Belt - Grain Saver & Air Flow;	1190750	A120	Belt - Alt.	1139187	▲9530HD
Belt - Hyd. Pump	1194117	TR28501	Belt - Cyl.; W/803-1343 R.P.M.	1147547	B75
Belt - Traction; W/Hydro. Drive	1147546	2/B93	Belt - Grain Saver & Air Flow	1190749	A128
Hose - Lower		●26504	Belt - Header; W/Variable Speed Drive	1172514	TR28429
Chevrolet 6-Cyl. 292			Belt - Hyd. Pump	1141744	▲9463HD
1982			Belt - Traction; W/Hydro. Drive	1161595	2/B99
Belt - A.C.	1140911	▲9490HD	1986-1983		
Belt - Alt.	1148119	▲9395HD	Belt - A.C.	1193749	▲9510HD
Belt - Cyl.; W/803-1343 R.P.M.	1147547	B75	Belt - Alt.	1139187	▲9530HD
Belt - Gov.	1148120	▲9510HD	Belt - Cyl.; W/803-1343 R.P.M.	1147547	B75
Belt - Grain Saver & Air Flow; Exc. Field Installed Kit	1190749	A128	Belt - Grain Saver & Air Flow	1190749	A128
Belt - Grain Saver & Air Flow;	1190750	A120	Belt - Hyd. Pump	1141744	▲9463HD
Belt - Hyd. Pump	1300400	▲9415HD	Belt - Traction; W/Hydro. Drive	1161595	2/B99
Belt - Hydro. Drive	1161595	2/B99	Hose - Upper	●25527	
Belt - Main Drive	1192495	B158	Hose - Lower	●26612	
Belt - Traction; W/Hydro. Drive	1147546	2/B93	Hose - By Pass	20563	
Hose - Upper		●25527	G		
Hose - Lower		●26612	Allis-Chalmers 6-Cyl. 301		
Hose - By Pass		20563	1972-1971		
1981-1979			Belt - A.C.; Ser. No. 12200 & Before	1142239	▲9451HD
Belt - A.C.	1140911	▲9490HD	Belt - A.C.; Ser. No. 12201 Thru 17000	1152788	▲9480HD
Belt - Alt.	1148119	▲9395HD	Belt - A.C.; Ser. No. 17001 & After	1166813	▲9490HD
Belt - Countershaft - PTO	1300398	②7425	Belt - Fan & Alt.; Ser. No. 17000 & Before .	1139187	▲9530HD
Belt - Cyl.; W/803-1343 R.P.M.	1147547	B75	Belt - Fan & Alt.; Ser. No. 17001 & After ...	1165501	②7535
Belt - Gov.	1148120	▲9510HD	Belt - Gov.	1164565	7520
Belt - Grain Saver & Air Flow; Exc. Field Installed Kit	1190749	A128	Belt - Hyd. Pump; Ser. No. 21000 & Before	1146714	▲9405HD
Belt - Grain Saver & Air Flow;	1190750	A120	Belt - Hyd. Pump; Ser. No. 21001 & After		▲9540HD
Belt - Hyd. Pump	1300400	▲9415HD	Hose - Upper; Late	●25532	
Belt - Hydro. Drive	1161595	2/B99	Hose - Upper; Early	●26504	
Belt - Main Drive	1192495	B158	Hose - Lower; Late	●26612	
Belt - Traction; W/Hydro. Drive	1147546	2/B93	Hose - Lower; Early	●26501	
Hose - Upper		●25527	1970		
Hose - Lower		●26612	Belt - A.C.; Ser. No. 12200 & Before	1142239	▲9451HD
Hose - By Pass		20563	Belt - A.C.; Ser. No. 12201 Thru 17000	1152788	▲9480HD
1978			Belt - A.C.; Ser. No. 17001 & After	1166813	▲9490HD
Belt - A.C.	1140911	▲9490HD	Belt - Fan & Alt.; Ser. No. 17000 & Before .	1139187	▲9530HD
Belt - Alt.	1148119	▲9395HD	Belt - Fan & Alt.; Ser. No. 17001 & After ...	1165501	②7535
Belt - Countershaft - PTO	1300398	②7425	Belt - Gov.	1164565	7520
Belt - Cyl.; W/803-1343 R.P.M.	1147547	B75	Belt - Hyd. Pump; Ser. No. 21000 & Before	1146714	▲9405HD
Belt - Gov.	1148120	▲9510HD	Belt - Hyd. Pump; Ser. No. 21001 & After		▲9540HD
Belt - Grain Saver & Air Flow; Exc. Field Installed Kit	1190749	A128	Hose - Upper; Early	●26504	
Belt - Grain Saver & Air Flow;	1190750	A120	Hose - Upper; Late	●25532	
Belt - Hyd. Pump	1300400	▲9415HD	Hose - Lower; Late	●26612	
Belt - Hydro. Drive	1161595	2/B99	Hose - Lower; Early	●26501	
Belt - Main Drive	1192495	B158	1969		
Belt - Traction; W/Hydro. Drive	1147546	2/B93	Belt - A.C.; Ser. No. 12200 & Before	1142239	▲9451HD
Hose - Upper; Ser. No. 39201 & After		●25527	Belt - A.C.; Ser. No. 12201 Thru 17000	1152788	▲9480HD
Hose - Lower; Ser. No. 39201 & After		●26612	Belt - A.C.; Ser. No. 17001 & After	1166813	▲9490HD
Hose - By Pass		20563	Belt - Fan & Alt.; Ser. No. 17000 & Before .	1139187	▲9530HD
1977			Belt - Fan & Alt.; Ser. No. 17001 & After ...	1165501	②7535
Belt - A.C.	1140911	▲9490HD	Belt - Gov.	1164565	7520
Belt - Alt.	1148119	▲9395HD	Belt - Hyd. Pump; Ser. No. 21000 & Before	1146714	▲9405HD
Belt - Countershaft - PTO	1170678	②7430	Belt - Hyd. Pump; Ser. No. 21001 & After		▲9540HD
Belt - Cyl.; W/803-1343 R.P.M.	1147547	B75	Hose - Upper; Late	●25532	
Belt - Gov.	1148120	▲9510HD	Hose - Upper; Early	●26504	
Belt - Grain Saver & Air Flow; Exc. Field Installed Kit	1190749	A128	Hose - Lower; Early	●26501	
Belt - Grain Saver & Air Flow;	1190750	A120	Hose - Lower; Late	●26612	
Belt - Hyd. Pump	1146714	▲9405HD	1968		
Belt - Hydro. Drive	1161595	2/B93	Belt - A.C.; Ser. No. 12200 & Before	1142239	▲9451HD
Belt - Main Drive	1192495	B158	Belt - A.C.; Ser. No. 12201 Thru 17000	1152788	▲9480HD
Belt - Traction; W/Hydro. Drive	1147546	2/B93	Belt - A.C.; Ser. No. 17001 & After	1166813	▲9490HD
Hose - By Pass		20563	Belt - Fan & Alt.; Ser. No. 17000 & Before .	1139187	▲9530HD
F3			Belt - Fan & Alt.; Ser. No. 17001 & After ...	1165501	②7535
Allis-Chalmers 4-Cyl. 200 Diesel			Belt - Gov.	1164565	7520
1987			Belt - Hyd. Pump; Ser. No. 21000 & Before	1146714	▲9405HD
Belt - A.C.	1193749	▲9510HD	Belt - Hyd. Pump; Ser. No. 21001 & After		▲9540HD

● Vulco-Flex® Coolant Hose.
② Two Required.

▲ Standard Belt May Also Be Available.

Belts and Coolant Hose for Combines

Application	Mfr. No.	Part No.
GLEANER - Continued		
G - Continued		
Allis-Chalmers 6-Cyl. 301 Diesel		
1973		
Belt - A.C.; Ser. No. 12200 & Before	1142239	▲9451HD
Belt - A.C.; Ser. No. 12201 Thru 17000	1152788	▲9480HD
Belt - A.C.; Ser. No. 17001 & After		▲9490HD
Belt - Fan & Alt.; Ser. No. 17000 & Before .	1154797	▲9570HD
Belt - Fan & Alt.; Ser. No. 17001 Thru 21000	1167004	▲9580HD
Belt - Fan & Alt.; Ser. No. 21001 & After ...	1172696	②▲9570HD
Belt - Gov.	1164565	7520
Belt - Hyd. Pump; W/43 3/8" Belt O.C.	1172514	TR28429
Belt - Hyd. Pump; W/54 1/4" Belt O.C.	1154358	▲9540HD
Hose - Upper; Ser. No. 12201 & After		20595
	or	●26505
Hose - Upper; Ser. No. 12200 & Before		21256
	or	●25527
		●26504
Hose - Lower		
1972-1970		
Belt - A.C.; Ser. No. 12200 & Before	1142239	▲9451HD
Belt - A.C.; Ser. No. 12201 Thru 17000	1152788	▲9480HD
Belt - A.C.; Ser. No. 17001 & After		▲9490HD
Belt - Fan & Alt.; Ser. No. 17000 & Before .	1154797	▲9570HD
Belt - Fan & Alt.; Ser. No. 17001 Thru 21000	1167004	▲9580HD
Belt - Fan & Alt.; Ser. No. 21001 & After ...	1172696	②▲9570HD
Belt - Gov.	1164565	7520
Belt - Hyd. Pump; W/43 3/8" Belt O.C.	1172514	TR28429
Belt - Hyd. Pump; W/54 1/4" Belt O.C.	1154358	▲9540HD
Hose - Upper; Ser. No. 12200 & Before		21256
	or	●25527
Hose - Upper; Ser. No. 12201 & After		20595
	or	●26505
		●26504
Hose - Lower		
1969-1968		
Belt - A.C.; Ser. No. 12200 & Before	1142239	▲9451HD
Belt - A.C.; Ser. No. 12201 Thru 17000	1152788	▲9480HD
Belt - A.C.; Ser. No. 17001 & After		▲9490HD
Belt - Fan & Alt.; Ser. No. 17000 & Before .	1154797	▲9570HD
Belt - Fan & Alt.; Ser. No. 17001 Thru 21000	1167004	▲9580HD
Belt - Fan & Alt.; Ser. No. 21001 & After ...	1172696	②▲9570HD
Belt - Gov.	1164565	7520
Belt - Hyd. Pump; W/43 3/8" Belt O.C.	1172514	TR28429
Belt - Hyd. Pump; W/54 1/4" Belt O.C.	1154358	▲9540HD
Hose - Upper; Ser. No. 12201 & After		20595
	or	●26505
Hose - Upper; Ser. No. 12200 & Before		21256
	or	●25527
		●26504
Hose - Lower		
Chevrolet V-8 350		
1972-1968		
Belt - A.C.; Ser. No. 12200 & Before	1142239	▲9451HD
Belt - A.C.; Ser. No. 12201 Thru 17000	1152788	▲9480HD
Belt - A.C.; Ser. No. 17001 & After	1166813	▲9490HD
Belt - Fan & Alt.; Ser. No. 17000 & Before .	1139187	▲9530HD
Belt - Fan & Alt.; Ser. No. 17001 & After ...	1165501	②7535
Belt - Gov.	1164565	7520
Belt - Hyd. Pump; Ser. No. 21000 & Before	1146714	▲9405HD
Belt - Hyd. Pump; Ser. No. 21001 & After		▲9540HD
Hose - Upper		●25530

▲ Standard Belt May Also Be Available.
● Vulco-Flex® Coolant Hose.

Application	Mfr. No.	Part No.
GLEANER - Continued		
GH - Continued		
Allis-Chalmers 6-Cyl. 301 - Continued		
1972-1969 - Continued		
Belt - Hyd. Pump; Ser. No. 21000 & Before	1146714	▲9405HD
Belt - Hyd. Pump; Ser. No. 21001 & After		▲9540HD
Allis-Chalmers 6-Cyl. 301 Diesel		
1972-1969		
Belt - A.C.; Ser. No. 12200 & Before	1142239	▲9451HD
Belt - A.C.; Ser. No. 12201 Thru 17000	1152788	▲9480HD
Belt - A.C.; Ser. No. 17001 & After		▲9490HD
Belt - Fan & Alt.; Ser. No. 17000 & Before .	1154797	▲9570HD
Belt - Fan & Alt.; Ser. No. 17001 Thru 21000	1167004	▲9580HD
Belt - Fan & Alt.; Ser. No. 21001 & After ...	1172696	②▲9570HD
Belt - Gov.	1164565	7520
Belt - Hyd. Pump; W/43 3/8" Belt O.C.	1172514	TR28429
Belt - Hyd. Pump; W/54 1/4" Belt O.C.	1154358	▲9540HD
K		
Chevrolet 6-Cyl. 250		
1976		
Belt - A.C.; W/LaPort Cab	1166813	▲9490HD
Belt - Conveyor Drive	1139622	C68
Belt - Countershaft - PTO	1170283	②7440
Belt - Cyl.; W/387-590 R.P.M.	1147546	2/B93
Belt - Cyl.; W/596-908 R.P.M.	1146000	B81
Belt - Cyl.; W/907-1383 R.P.M.	1147547	B75
Belt - Draper Drive; W/2 Rolls	1130442	C73
Belt - Fan & Alt.	1146660	7400
Belt - Gov.	1146702	7480
Belt - Grain Saver & Air Flow	0563619	A98
Belt - Header; W/Variable Speed Drive	1172514	TR28429
Belt - Hyd. Pump; W/O P.S.	1142239	▲9451HD
Belt - Hyd. Pump; W/P.S.	1166813	▲9490HD
Belt - Reel Drive; W/Long Arms	1118003	C144
Belt - Reel Drive; W/Short Arms; W/Std. Reel	1125977	B124
Belt - Reel Drive; W/Variable Speed Drive; W/Long Arms	0519007	C128
Belt - Reel Drive - Intermediate	1123452	B79
1975-1973		
Belt - A.C.; W/LaPort Cab	1166813	▲9490HD
Belt - Conveyor Drive	1139622	C68
Belt - Countershaft - PTO	1170283	②7440
Belt - Cyl.; W/387-590 R.P.M.	1147546	2/B93
Belt - Cyl.; W/596-908 R.P.M.	1146000	B81
Belt - Cyl.; W/907-1383 R.P.M.	1147547	B75
Belt - Draper Drive; W/2 Rolls	1130442	C73
Belt - Fan & Alt.	1146660	7400
Belt - Gov.	1146702	7480
Belt - Grain Saver & Air Flow	0563619	A98
Belt - Hyd. Pump; W/O P.S.	1142239	▲9451HD
Belt - Hyd. Pump; W/P.S.	1166813	▲9490HD
Belt - Reel Drive; W/Long Arms	1118003	C144
Belt - Reel Drive; W/Short Arms; W/Std. Reel	1125977	B124
Belt - Reel Drive; W/Variable Speed Drive; W/Long Arms	0519007	C128
Belt - Reel Drive - Intermediate	1123452	B79
1972		
Belt - A.C.; W/Comfort Cab	1152788	▲9480HD
Belt - A.C.; W/LaPort Cab	1166813	▲9490HD
Belt - Conveyor Drive	1139622	C68
Belt - Countershaft - PTO	1170283	②7440
Belt - Cyl.; W/387-590 R.P.M.	1147546	2/B93
Belt - Cyl.; W/596-908 R.P.M.	1146000	B81
Belt - Cyl.; W/907-1383 R.P.M.	1147547	B75
Belt - Draper Drive; W/2 Rolls	1130442	C73
Belt - Fan & Alt.	1146660	7400
Belt - Gov.	1146702	7480
Belt - Grain Saver & Air Flow	0563619	A98

② Two Required.

Belts and Coolant Hose for Combines

Application	Mfr. No.	Part No.	Application	Mfr. No.	Part No.
GLEANER - Continued			GLEANER - Continued		
K - Continued			K2 - Continued		
Chevrolet 6-Cyl. 250 - Continued			Allis-Chalmers 4-Cyl. 200 Diesel - Continued		
1972 - Continued			1982 - Continued		
Belt - Hyd. Pump; W/O P.S.	1142239	♣9451HD	Belt - Reel Drive; W/Variable Speed Drive; W/H.D. Reel	1118003	C144
Belt - Hyd. Pump; W/P.S.	1166813	♣9490HD	Belt - Reel Drive - Intermediate	1123452	B79
Belt - Reel Drive; W/Long Arms	1118003	C144	Belt - Spreader	1308584	B195
Belt - Reel Drive; W/Short Arms; W/Std. Reel	1125977	B124	Hose - Upper	♣-21944	
Belt - Reel Drive; W/Variable Speed Drive; W/Long Arms	0519007	C128	1981-1978		
Belt - Reel Drive - Intermediate	1123452	B79	Belt - A.C.	1193749	♣9510HD
1971-1970			Belt - Alt.	1139187	♣9530HD
Belt - A.C.; W/Comfort Cab	1152788	♣9480HD	Belt - Conveyor Drive	1139622	C68
Belt - Conveyor Drive	1139622	C68	Belt - Countershaft - PTO	1300399	②7445
Belt - Countershaft - PTO; W/39 7/8" Belt O.C.	1148119	♣9395HD	Belt - Cyl.; W/387-590 R.P.M.	1147546	2/B93
Belt - Countershaft - PTO; W/44 5/8" Belt O.C.	1170283	②7440	Belt - Cyl.; W/596-908 R.P.M.	1146000	B81
Belt - Cyl.; W/387-590 R.P.M.	1147546	2/B93	Belt - Cyl.; W/907-1383 R.P.M.	1147547	B75
Belt - Cyl.; W/596-908 R.P.M.	1146000	B81	Belt - Draper Drive; W/2 Rolls	1130442	C73
Belt - Cyl.; W/907-1383 R.P.M.	1147547	B75	Belt - Hyd. Pump	1300400	♣9415HD
Belt - Draper Drive; W/2 Rolls	1130442	C73	Belt - Reel Drive; W/Short Arms; W/Std. Reel	1125977	B124
Belt - Fan & Alt.	1146660	7400	Belt - Reel Drive; W/Variable Speed Drive; W/H.D. Reel	1118003	C144
Belt - Gov.	1146702	7480	Belt - Reel Drive - Intermediate	1123452	B79
Belt - Grain Saver & Air Flow	0563619	A98	Belt - Spreader	1308584	B195
Belt - Hyd. Pump; W/O P.S.	1152615	♣9660HD	Hose - Upper	♣-21944	
Belt - Hyd. Pump; W/P.S.	1146713	♣9620HD	1977		
Belt - Main Drive	1139961	2/B148	Belt - A.C.	1193749	♣9510HD
Belt - Reel Drive; W/Long Arms	1118003	C144	Belt - Alt.	1139187	♣9530HD
Belt - Reel Drive; W/Short Arms; W/Std. Reel	1125977	B124	Belt - Conveyor Drive	1139622	C68
Belt - Reel Drive; W/Variable Speed Drive; W/Long Arms	0519007	C128	Belt - Countershaft - PTO	1300399	②7445
Belt - Reel Drive - Intermediate	1123452	B79	Belt - Cyl.; W/387-590 R.P.M.	1147546	2/B93
1969-1968			Belt - Cyl.; W/596-908 R.P.M.	1146000	B81
Belt - A.C.; W/Stolper Cab	1142239	♣9451HD	Belt - Cyl.; W/907-1383 R.P.M.	1147547	B75
Belt - Conveyor Drive	1139622	C68	Belt - Draper Drive; W/2 Rolls	1130442	C73
Belt - Countershaft - PTO; W/39 7/8" Belt O.C.	1148119	♣9395HD	Belt - Hyd. Pump	1146714	♣9405HD
Belt - Countershaft - PTO; W/44 5/8" Belt O.C.	1170283	②7440	Belt - Reel Drive; W/Short Arms; W/Std. Reel	1125977	B124
Belt - Cyl.; W/387-590 R.P.M.	1147546	2/B93	Belt - Reel Drive; W/Variable Speed Drive; W/H.D. Reel	1118003	C144
Belt - Cyl.; W/596-908 R.P.M.	1146000	B81	Belt - Reel Drive - Intermediate	1123452	B79
Belt - Draper Drive; W/2 Rolls	1130442	C73	Hose - Upper	♣-21944	
Belt - Fan & Alt.	1146660	7400	Chevrolet 6-Cyl. 250		
Belt - Gov.	1146702	7480	1981-1978		
Belt - Grain Saver & Air Flow	0563619	A98	Belt - A.C.	1140911	♣9490HD
Belt - Hyd. Pump; W/O P.S.	1152615	♣9660HD	Belt - Conveyor Drive	1139622	C68
Belt - Hyd. Pump; W/P.S.	1146713	♣9620HD	Belt - Cyl.; W/387-590 R.P.M.	1147546	2/B93
Belt - Main Drive	1139961	2/B148	Belt - Cyl.; W/596-908 R.P.M.	1146000	B81
Belt - Reel Drive; W/Long Arms	1118003	C144	Belt - Cyl.; W/907-1383 R.P.M.	1147547	B75
Belt - Reel Drive; W/Short Arms; W/Std. Reel	1125977	B124	Belt - Draper Drive; W/2 Rolls	1130442	C73
Belt - Reel Drive; W/Variable Speed Drive; W/Long Arms	0519007	C128	Belt - Fan & Alt.	1146660	7400
Belt - Reel Drive - Intermediate	1123452	B79	Belt - Gov.	1146702	7480
			Belt - Grain Saver & Air Flow	1190749	A128
			Belt - Hyd. Pump	1300400	♣9415HD
			Belt - Reel Drive; W/Short Arms; W/Std. Reel	1125977	B124
			Belt - Reel Drive; W/Variable Speed Drive; W/H.D. Reel	1118003	C144
			Belt - Reel Drive - Intermediate	1123452	B79
			Belt - Spreader	1308584	B195
			Hose - Upper	20433	
				or ●25526	
				20584	
				or ●26612	
			1977		
			Belt - A.C.	1140911	♣9490HD
			Belt - Conveyor Drive	1139622	C68
			Belt - Countershaft - PTO	1170678	②7430
			Belt - Cyl.; W/387-590 R.P.M.	1147546	2/B93
			Belt - Cyl.; W/596-908 R.P.M.	1146000	B81
			Belt - Cyl.; W/907-1383 R.P.M.	1147547	B75
			Belt - Draper Drive; W/2 Rolls	1130442	C73

♣ Standard Belt May Also Be Available.
♣< Cut to Fit.

② Two Required.
● Vulco-Flex® Coolant Hose.

Belts and Coolant Hose for Combines

Application	Mfr. No.	Part No.
GLENER - Continued		
K2 - Continued		
Chevrolet 6-Cyl. 250 - Continued		
1977 - Continued		
Belt - Fan & Alt	1146660	7400
Belt - Gov.	1146702	7480
Belt - Grain Saver & Air Flow	1190749	A128
Belt - Hyd. Pump	1146714	▲9405HD
Belt - Reel Drive; W/Short Arms; W/Std. Reel	1125977	B124
Belt - Reel Drive; W/Variable Speed Drive; W/H.D. Reel	1118003	C144
Belt - Reel Drive - Intermediate	1123452	B79
Hose - Upper		20433
	or	●25526
Hose - Lower		20584
	or	●26612
L		
Allis-Chalmers 6-Cyl. 301 Diesel		
1976		
Belt - A.C.	1166813	▲9490HD
Belt - Alt.; W/Single Alt.	1159298	②▲9580HD
Belt - Alt. - Lower; W/Dual Alts.	1184327	▲9625HD
Belt - Alt. - Upper; W/Dual Alts.	1167004	▲9580HD
Belt - Bin Unloader	1187728	C105
Belt - Cyl.; W/639-1036 R.P.M.	1161595	2/B99
Belt - Grain Saver & Air Flow - Upper	1178329	B162
Belt - Hyd. Pump; W/2 1/2" Header Lift Cyl.	1173232	▲9640HD
Belt - Hyd. Pump; W/3" Header Lift Cyl.	1175687	②▲9620HD
Belt - Separator Fan	1176492	B73
Belt - Straw Chopper	1173472	C345
1975-1974		
Belt - A.C.	1166813	▲9490HD
Belt - Alt.; W/Single Alt.	1159298	②▲9580HD
Belt - Alt. - Lower; W/Dual Alts.	1184327	▲9625HD
Belt - Alt. - Upper; W/Dual Alts.	1167004	▲9580HD
Belt - Cyl.; W/639-1036 R.P.M.	1161595	2/B99
Belt - Grain Saver & Air Flow - Upper	1178329	B162
Belt - Hyd. Pump; W/2 1/2" Header Lift Cyl.	1173232	▲9640HD
Belt - Hyd. Pump; W/3" Header Lift Cyl.	1175687	②▲9620HD
Belt - Separator Fan	1176492	B73
Belt - Straw Chopper	1173472	C345
1973		
Belt - A.C.	1166813	▲9490HD
Belt - Alt.; W/Single Alt.	1172696	②▲9570HD
Belt - Alt. - Lower; W/Dual Alts.	1184327	▲9625HD
Belt - Alt. - Upper; W/Dual Alts.	1167004	▲9580HD
Belt - Cyl.; W/639-1036 R.P.M.	1161595	2/B99
Belt - Grain Saver & Air Flow - Upper	1178329	B162
Belt - Hyd. Pump; W/2 1/2" Header Lift Cyl.	1173232	▲9640HD
Belt - Hyd. Pump; W/3" Header Lift Cyl.	1175687	②▲9620HD
Belt - Separator Fan	1176492	B73
Belt - Straw Chopper	1173472	C345
1972		
Belt - A.C.	1166813	▲9490HD
Belt - Alt.; W/Single Alt.	1172696	②▲9570HD
Belt - Alt. - Lower; W/Dual Alts.	1184327	▲9625HD
Belt - Alt. - Upper; W/Dual Alts.	1167004	▲9580HD
Belt - Cyl.; W/639-1036 R.P.M.	1161595	2/B99
Belt - Grain Saver & Air Flow - Upper	1178329	B162
Belt - Hyd. Pump; W/2 1/2" Header Lift Cyl.	1173232	▲9640HD
Belt - Hyd. Pump; W/3" Header Lift Cyl.	1175687	②▲9620HD
Belt - Separator Fan	1176312	A74
Belt - Straw Chopper	1173472	C345
Chevrolet V-8 350		
1976		
Belt - A.C.	1166813	▲9490HD
Belt - Alt.	1175751	②7550
Belt - Bin Unloader	1187728	C105
Belt - Cyl.; W/639-1036 R.P.M.	1161595	2/B99

▲ Standard Belt May Also Be Available.
② Two Required.

Application	Mfr. No.	Part No.
GLENER - Continued		
L - Continued		
Chevrolet V-8 350 - Continued		
1976 - Continued		
Belt - Gov.	1164565	7520
Belt - Grain Saver & Air Flow - Upper	1178329	B162
Belt - Hyd. Pump; W/2 1/2" Header Lift Cyl.	1172977	▲9680HD
Belt - Hyd. Pump; W/3" Header Lift Cyl.	1175687	②▲9620HD
Belt - Separator Fan	1176492	B73
Belt - Straw Chopper	1173472	C345
Hose - By Pass		20566
1975-1973		
Belt - A.C.	1166813	▲9490HD
Belt - Alt.	1175751	②7550
Belt - Cyl.; W/639-1036 R.P.M.	1161595	2/B99
Belt - Gov.	1164565	7520
Belt - Grain Saver & Air Flow - Upper	1178329	B162
Belt - Hyd. Pump; W/2 1/2" Header Lift Cyl.	1172977	▲9680HD
Belt - Hyd. Pump; W/3" Header Lift Cyl.	1175687	②▲9620HD
Belt - Separator Fan	1176492	B73
Belt - Straw Chopper	1173472	C345
Hose - By Pass		20566
1972		
Belt - A.C.	1166813	▲9490HD
Belt - Alt.	1165501	②7535
Belt - Cyl.; W/639-1036 R.P.M.	1161595	2/B99
Belt - Gov.	1164565	7520
Belt - Grain Saver & Air Flow - Upper	1178329	B162
Belt - Hyd. Pump; W/2 1/2" Header Lift Cyl.	1172977	▲9680HD
Belt - Hyd. Pump; W/3" Header Lift Cyl.	1175687	②▲9620HD
Belt - Separator Fan	1176312	A74
Belt - Straw Chopper	1173472	C345
Hose - By Pass		20566
L2		
Allis-Chalmers 6-Cyl. 301 Diesel		
1982		
Belt - A.C.	1193749	▲9510HD
Belt - Alt.; W/H.D. Alt.	1303453	②▲9630HD
Belt - Alt.; W/Single Alt.	1193733	②▲9550HD
Belt - Alt. - Lower; W/Dual Alts.	1184327	▲9625HD
Belt - Alt. - Upper; W/Dual Alts.	1193420	▲9550HD
Belt - Bin Unloader	1187728	C105
Belt - Cyl.; W/804-1318 R.P.M.	1188635	②B114
Belt - Grain Saver & Air Flow - Lower	1300867	C190
Belt - Grain Saver & Air Flow - Upper	1306291	A110
Belt - Hyd. Pump; W/3" Header Lift Cyl.	1317254	▲9640HD
Belt - Separator Fan	1176492	B73
Belt - Straw Chopper	1300867	C190
Hose - Lower; W/Hydro. Drive		≧21194
Hose - By Pass		≧21942
1981		
Belt - A.C.	1193749	▲9510HD
Belt - Alt.; W/H.D. Alt.	1303453	②▲9630HD
Belt - Alt.; W/Single Alt.	1193733	②▲9550HD
Belt - Alt. - Lower; W/Dual Alts.	1184327	▲9625HD
Belt - Alt. - Upper; W/Dual Alts.	1193420	▲9550HD
Belt - Bin Unloader	1187728	C105
Belt - Cyl.; W/804-1318 R.P.M.	1188635	②B114
Belt - Grain Saver & Air Flow - Lower	1300867	C190
Belt - Grain Saver & Air Flow - Upper	1306291	A110
Belt - Hyd. Pump; W/3" Header Lift Cyl.	1317254	▲9640HD
Belt - Separator Fan	1176492	B73
Belt - Straw Chopper	1300867	C190
Hose - Lower; W/Man. Trans.		●26524
Hose - Lower; W/Hydro. Drive		≧21194
Hose - By Pass		≧21942
1980		
Belt - A.C.	1193749	▲9510HD
Belt - Alt.; W/H.D. Alt.	1303453	②▲9630HD
Belt - Alt.; W/Single Alt.	1193733	②▲9550HD
Belt - Alt. - Lower; W/Dual Alts.	1184327	▲9625HD

● Vulco-Flex® Coolant Hose.
≧ Cut to Fit.

Agricultural Equipment

Belts and Coolant Hose for Combines

Application	Mfr. No.	Part No.
GLEANER - Continued		
L2 - Continued		
Allis-Chalmers 6-Cyl. 301 Diesel - Continued		
1980 - Continued		
Belt - Alt. - Upper; W/Dual Alts.	1193420	▲9550HD
Belt - Bin Unloader	1187728	C105
Belt - Cyl.; W/804-1318 R.P.M.	1188635	②B114
Belt - Grain Saver & Air Flow - Lower	1300867	C190
Belt - Grain Saver & Air Flow - Upper	1306291	A110
Belt - Hyd. Pump; W/3" Header Lift Cyl.	1317254	▲9640HD
Belt - Separator Fan	1176492	B73
Belt - Straw Chopper	1300867	C190
Hose - Lower; W/Hydro. Drive		≧21194
Hose - Lower; W/Man. Trans.		●26524
Hose - By Pass		≧21942
1979		
Belt - A.C.	1193749	▲9510HD
Belt - Alt.; W/H.D. Alt.	1303453	②▲9630HD
Belt - Alt.; W/Single Alt.	1193733	②▲9550HD
Belt - Alt. - Lower; W/Dual Alts.	1184327	▲9625HD
Belt - Alt. - Upper; W/Dual Alts.	1193420	▲9550HD
Belt - Bin Unloader	1187728	C105
Belt - Cyl.; W/804-1318 R.P.M.	1188635	②B114
Belt - Grain Saver & Air Flow - Lower	1300867	C190
Belt - Grain Saver & Air Flow - Upper	1306291	A110
Belt - Separator Fan	1176492	B73
Belt - Straw Chopper	1300867	C190
Hose - Lower		●26521
Hose - By Pass		≧21942
1978-1977		
Belt - A.C.	1193749	▲9510HD
Belt - Alt.; W/H.D. Alt.	1303453	②▲9630HD
Belt - Alt.; W/Single Alt.	1193733	②▲9550HD
Belt - Alt. - Lower; W/Dual Alts.	1184327	▲9625HD
Belt - Alt. - Upper; W/Dual Alts.	1193420	▲9550HD
Belt - Bin Unloader	1187728	C105
Belt - Cyl.; W/639-1036 R.P.M.	1161595	2/B99
Belt - Cyl.; W/804-1318 R.P.M.	1147546	2/B93
Belt - Separator Fan	1176492	B73
Belt - Straw Chopper	1173472	C345
Hose - Lower		●26521
Hose - By Pass		≧21942
Allis-Chalmers 6-Cyl. 426 Diesel		
1982-1980		
Belt - A.C.	1193749	▲9510HD
Belt - Alt.; W/105A. Alt.	1181482	②TR22676
Belt - Alt.; W/110A. H.D. Alt.	1195451	②TR22711
Belt - Alt. - Lower; W/Dual Alts.	1184961	TR22692
Belt - Alt. - Upper; W/Dual Alts.	1186454	TR22676
Belt - Bin Unloader	1187728	C105
Belt - Cyl.; W/804-1318 R.P.M.	1188635	②B114
Belt - Grain Saver & Air Flow - Lower	1300867	C190
Belt - Grain Saver & Air Flow - Upper	1306291	A110
Belt - Hyd. Pump; W/3" Header Lift Cyl.	1317254	▲9640HD
Belt - Hydro. Drive	1188636	③B114
Belt - Separator Fan	1176492	B73
Belt - Straw Chopper	1300867	C190
Hose - Upper		●26505
Hose - Lower; W/Hydro. Drive		≧21194
1979		
Belt - A.C.	1193749	▲9510HD
Belt - Alt.; W/105A. Alt.	1181482	②TR22676
Belt - Alt.; W/110A. H.D. Alt.	1195451	②TR22711
Belt - Alt. - Lower; W/Dual Alts.	1184961	TR22692
Belt - Alt. - Upper; W/Dual Alts.	1186454	TR22676
Belt - Bin Unloader	1187728	C105
Belt - Cyl.; W/804-1318 R.P.M.	1188635	②B114
Belt - Grain Saver & Air Flow - Lower	1300867	C190
Belt - Grain Saver & Air Flow - Upper	1306291	A110
Belt - Hyd. Pump	1175687	▲9620HD
Belt - Hydro. Drive	1188636	③B114
Belt - Separator Fan	1176492	B73

Application	Mfr. No.	Part No.
GLEANER - Continued		
L2 - Continued		
Allis-Chalmers 6-Cyl. 426 Diesel - Continued		
1979 - Continued		
Belt - Straw Chopper	1300867	C190
Hose - Lower		●26521
1978		
Belt - A.C.	1193749	▲9510HD
Belt - Alt.; W/105A. Alt.	1181482	②TR22676
Belt - Alt.; W/110A. H.D. Alt.	1195451	②TR22711
Belt - Alt. - Lower; W/Dual Alts.	1184961	TR22692
Belt - Alt. - Upper; W/Dual Alts.	1186454	TR22676
Belt - Bin Unloader	1187728	C105
Belt - Cyl.; W/639-1036 R.P.M.	1161595	2/B99
Belt - Cyl.; W/804-1318 R.P.M.	1147546	2/B93
Belt - Hyd. Pump	1175687	▲9620HD
Belt - Hydro. Drive	1188636	③B114
Belt - Separator Fan	1176492	B73
Belt - Straw Chopper	1173472	C345
Hose - Lower		●26521
1977		
Belt - A.C.	1193749	▲9510HD
Belt - Alt.; W/105A. Alt.	1181482	②TR22676
Belt - Alt.; W/110A. H.D. Alt.	1195451	②TR22711
Belt - Alt. - Lower; W/Dual Alts.	1184961	TR22692
Belt - Alt. - Upper; W/Dual Alts.	1186454	TR22676
Belt - Bin Unloader	1187728	C105
Belt - Cyl.; W/639-1036 R.P.M.	1161595	2/B99
Belt - Cyl.; W/804-1318 R.P.M.	1147546	2/B93
Belt - Hyd. Pump	1175687	▲9620HD
Belt - Separator Fan	1176492	B73
Belt - Straw Chopper	1173472	C345
Hose - Lower		●26521
L3		
Allis-Chalmers 6-Cyl. 301 Diesel		
1987-1984		
Belt - A.C.	1193749	▲9510HD
Belt - Alt.; W/H.D. Alt.	1303453	②▲9630HD
Belt - Alt. - Lower; W/Dual Alts.	1184327	▲9625HD
Belt - Alt. - Upper; W/Dual Alts.	1193420	▲9550HD
Belt - Bin Unloader	1187728	C105
Belt - Grain Saver & Air Flow - Lower	1300867	C190
Belt - Grain Saver & Air Flow - Upper	1306291	A110
Belt - Hyd. Pump; W/3" Header Lift Cyl.	1317254	▲9640HD
Belt - Separator Fan	1176492	B73
Belt - Straw Chopper	1300867	C190
1983		
Belt - A.C.	1193749	▲9510HD
Belt - Alt.; W/H.D. Alt.	1303453	②▲9630HD
Belt - Alt. - Lower; W/Dual Alts.	1184327	▲9625HD
Belt - Alt. - Upper; W/Dual Alts.	1193420	▲9550HD
Belt - Bin Unloader	1187728	C105
Belt - Cyl.; W/804-1318 R.P.M.; Ser. No. 26115 & Before	1188635	②B114
Belt - Grain Saver & Air Flow - Lower	1300867	C190
Belt - Grain Saver & Air Flow - Upper	1306291	A110
Belt - Hyd. Pump; W/3" Header Lift Cyl.	1317254	▲9640HD
Belt - Separator Fan	1176492	B73
Belt - Straw Chopper	1300867	C190
Allis-Chalmers 6-Cyl. 426 Diesel		
1987-1985		
Belt - A.C.	1193749	▲9510HD
Belt - Alt.; W/105A. Alt.	1181482	②TR22676
Belt - Alt.; W/110A. H.D. Alt.	1195451	②TR22711
Belt - Alt. - Lower; W/Dual Alts.	1184961	TR22692
Belt - Alt. - Upper; W/Dual Alts.	1186454	TR22676
Belt - Bin Unloader	1187728	C105
Belt - Grain Saver & Air Flow - Lower	1300867	C190
Belt - Grain Saver & Air Flow - Upper	1306291	A110
Belt - Hyd. Pump; W/3" Header Lift Cyl.	1317254	▲9640HD

▲ Standard Belt May Also Be Available.
 ≧ Cut to Fit.
 ③ Three Required.

② Two Required.
 ● Vulco-Flex® Coolant Hose.

Belts and Coolant Hose for Combines

Application	Mfr. No.	Part No.
GLEANER - Continued		
L3 - Continued		
Allis-Chalmers 6-Cyl. 426 Diesel - Continued		
1987-1985 - Continued		
Belt - Separator Fan	1176492	B73
Belt - Straw Chopper	1300867	C190
1984		
Belt - A.C.	1193749	▲9510HD
Belt - Alt.; W/105A. Alt.	1181482	②TR22676
Belt - Alt.; W/110A. H.D. Alt.	1195451	②TR22711
Belt - Alt. - Lower; W/Dual Alts.	1184961	TR22692
Belt - Alt. - Upper; W/Dual Alts.	1186454	TR22676
Belt - Bin Unloader	1187728	C105
Belt - Grain Saver & Air Flow - Lower	1300867	C190
Belt - Grain Saver & Air Flow - Upper	1306291	A110
Belt - Hyd. Pump; W/3" Header Lift Cyl.	1317254	▲9640HD
Belt - Hydro. Drive; Ser. No. 15501 Thru 28349	1188636	③B114
Belt - Separator Fan	1176492	B73
Belt - Straw Chopper	1300867	C190
1983		
Belt - A.C.	1193749	▲9510HD
Belt - Alt.; W/105A. Alt.	1181482	②TR22676
Belt - Alt.; W/110A. H.D. Alt.	1195451	②TR22711
Belt - Alt. - Lower; W/Dual Alts.	1184961	TR22692
Belt - Alt. - Upper; W/Dual Alts.	1186454	TR22676
Belt - Bin Unloader	1187728	C105
Belt - Cyl.; W/804-1318 R.P.M.; Ser. No. 26115 & Before	1188635	②B114
Belt - Grain Saver & Air Flow - Lower	1300867	C190
Belt - Grain Saver & Air Flow - Upper	1306291	A110
Belt - Hyd. Pump; W/3" Header Lift Cyl.	1317254	▲9640HD
Belt - Hydro. Drive	1188636	③B114
Belt - Separator Fan	1176492	B73
Belt - Straw Chopper	1300867	C190
M		
Allis-Chalmers 6-Cyl. 301 Diesel		
1976		
Belt - A.C.	1166813	▲9490HD
Belt - Alt.; W/Single Alt.	1159298	②▲9580HD
Belt - Alt. - Lower; W/Dual Alts.	1184327	▲9625HD
Belt - Alt. - Upper; W/Dual Alts.	1167004	▲9580HD
Belt - Bin Unloader	1187728	C105
Belt - Cyl.; W/639-1046 R.P.M.	1161595	2/B99
Belt - Cyl.; W/804-1343 R.P.M.	1147546	2/B93
Belt - Grain Saver & Air Flow - Upper	1178329	B162
Belt - Hyd. Pump; W/2 1/2" Header Lift Cyl.	1173232	▲9640HD
Belt - Hyd. Pump; W/3" Header Lift Cyl.	1175687	②▲9620HD
Belt - Separator Fan	1176492	B73
Belt - Straw Chopper	1173472	C345
Hose - Lower; W/Hydro. Drive		●26506
Hose - By Pass		20566
1975		
Belt - A.C.	1166813	▲9490HD
Belt - Alt.; W/Single Alt.	1159298	②▲9580HD
Belt - Alt. - Lower; W/Dual Alts.	1184327	▲9625HD
Belt - Alt. - Upper; W/Dual Alts.	1167004	▲9580HD
Belt - Cyl.; W/639-1046 R.P.M.	1161595	2/B99
Belt - Cyl.; W/804-1343 R.P.M.	1147546	2/B93
Belt - Grain Saver & Air Flow - Upper	1178329	B162
Belt - Hyd. Pump; W/2 1/2" Header Lift Cyl.	1173232	▲9640HD
Belt - Hyd. Pump; W/3" Header Lift Cyl.	1175687	②▲9620HD
Belt - Separator Fan	1176492	B73
Belt - Straw Chopper	1300867	C190
Hose - Lower; W/Hydro. Drive		●26506
Hose - By Pass		20566
1974		
Belt - A.C.	1166813	▲9490HD
Belt - Alt.; W/Single Alt.	1159298	②▲9580HD
Belt - Alt. - Lower; W/Dual Alts.	1184327	▲9625HD
Belt - Alt. - Upper; W/Dual Alts.	1167004	▲9580HD

▲ Standard Belt May Also Be Available.
 ③ Three Required.
 < Cut to Fit.

Application	Mfr. No.	Part No.
GLEANER - Continued		
M - Continued		
Allis-Chalmers 6-Cyl. 301 Diesel - Continued		
1974 - Continued		
Belt - Cyl.; W/639-1046 R.P.M.	1161595	2/B99
Belt - Cyl.; W/804-1343 R.P.M.	1147546	2/B93
Belt - Grain Saver & Air Flow - Upper	1178329	B162
Belt - Hyd. Pump; W/2 1/2" Header Lift Cyl.	1173232	▲9640HD
Belt - Hyd. Pump; W/3" Header Lift Cyl.	1175687	②▲9620HD
Belt - Separator Fan	1176492	B73
Belt - Straw Chopper	1300867	C190
Hose - By Pass		20566
1973		
Belt - A.C.	1166813	▲9490HD
Belt - Alt. - Lower; W/Dual Alts.	1184327	▲9625HD
Belt - Alt. - Upper; W/Dual Alts.	1167004	▲9580HD
Belt - Cyl.; W/639-1046 R.P.M.	1161595	2/B99
Belt - Cyl.; W/804-1343 R.P.M.	1147546	2/B93
Belt - Grain Saver & Air Flow - Upper	1178329	B162
Belt - Hyd. Pump; W/2 1/2" Header Lift Cyl.	1173232	▲9640HD
Belt - Hyd. Pump; W/3" Header Lift Cyl.	1175687	②▲9620HD
Belt - Separator Fan	1176492	B73
Belt - Straw Chopper	1300867	C190
Hose - By Pass		20566
Chevrolet V-8 350		
1976		
Belt - A.C.	1166813	▲9490HD
Belt - Alt.	1165501	②7535
Belt - Bin Unloader	1187728	C105
Belt - Cyl.; W/639-1046 R.P.M.	1161595	2/B99
Belt - Cyl.; W/804-1343 R.P.M.	1147546	2/B93
Belt - Grain Saver & Air Flow - Upper	1178329	B162
Belt - Hyd. Pump; W/2 1/2" Header Lift Cyl.	1172977	▲9680HD
Belt - Hyd. Pump; W/3" Header Lift Cyl.	1175686	▲9650HD
Belt - Separator Fan	1176492	B73
Hose - By Pass		20566
1975-1973		
Belt - A.C.	1166813	▲9490HD
Belt - Alt.	1165501	②7535
Belt - Cyl.; W/639-1046 R.P.M.	1161595	2/B99
Belt - Cyl.; W/804-1343 R.P.M.	1147546	2/B93
Belt - Grain Saver & Air Flow - Upper	1178329	B162
Belt - Hyd. Pump; W/2 1/2" Header Lift Cyl.	1172977	▲9680HD
Belt - Hyd. Pump; W/3" Header Lift Cyl.	1175686	▲9650HD
Belt - Separator Fan	1176492	B73
Hose - By Pass		20566
M2		
Allis-Chalmers 6-Cyl. 301 Diesel		
1982-1981		
Belt - A.C.	1193749	▲9510HD
Belt - Alt.; W/Single Alt.	1193733	②▲9550HD
Belt - Alt. - Lower; W/Dual Alts.	1184327	▲9625HD
Belt - Alt. - Upper; W/Dual Alts.	1193420	▲9550HD
Belt - Cyl.; W/639-1046 R.P.M.	1161595	2/B99
Belt - Cyl.; W/803-1343 R.P.M.	1147546	2/B93
Belt - Cyl.; W/804-1318 R.P.M.	1188635	②B114
Belt - Grain Saver & Air Flow - Upper	1306291	A110
Belt - Hyd. Pump	1317254	▲9640HD
Belt - Hydro. Drive	1188635	②B114
Belt - Separator Fan	1176492	B73
Belt - Straw Chopper	1173472	C345
Hose - Lower		●26524
Hose - By Pass		<21942
1980-1979		
Belt - A.C.	1193749	▲9510HD
Belt - Alt.; W/Single Alt.	1193733	②▲9550HD
Belt - Alt. - Lower; W/Dual Alts.	1184327	▲9625HD
Belt - Alt. - Upper; W/Dual Alts.	1193420	▲9550HD
Belt - Cyl.; W/639-1046 R.P.M.	1161595	2/B99
Belt - Cyl.; W/803-1343 R.P.M.	1147546	2/B93

② Two Required.
 ● Vulco-Flex® Coolant Hose.

Belts and Coolant Hose for Combines

Application	Mfr. No.	Part No.
GLEANER - Continued		
M2 - Continued		
Allis-Chalmers 6-Cyl. 301 Diesel - Continued		
1980-1979 - Continued		
Belt - Cyl.; W/804-1318 R.P.M.	1188635	ⓂB114
Belt - Grain Saver & Air Flow - Upper	1306291	A110
Belt - Hyd. Pump; W/2 1/2" Header Lift Cyl.	1173232	♣9640HD
Belt - Hyd. Pump; W/3" Header Lift Cyl.	1175687	Ⓜ♣9620HD
Belt - Hydro. Drive	1188635	ⓂB114
Belt - Separator Fan	1176492	B73
Belt - Straw Chopper	1173472	C345
Hose - Lower		●26524
Hose - By Pass		✂<21942
1978		
Belt - A.C.	1193749	♣9510HD
Belt - Alt.; W/Single Alt.	1193733	Ⓜ♣9550HD
Belt - Alt. - Lower; W/Dual Alts.	1184327	♣9625HD
Belt - Alt. - Upper; W/Dual Alts.	1193420	♣9550HD
Belt - Cyl.; W/639-1046 R.P.M.	1161595	2/B99
Belt - Cyl.; W/803-1343 R.P.M.	1147546	2/B93
Belt - Hyd. Pump; W/2 1/2" Header Lift Cyl.	1173232	♣9640HD
Belt - Hyd. Pump; W/3" Header Lift Cyl.	1175687	Ⓜ♣9620HD
Belt - Hydro. Drive	1188635	ⓂB114
Belt - Separator Fan	1176492	B73
Hose - Lower		●26524
Hose - By Pass		✂<21942
1977		
Belt - A.C.	1193749	♣9510HD
Belt - Alt.; W/Single Alt.	1193733	Ⓜ♣9550HD
Belt - Alt. - Lower; W/Dual Alts.	1184327	♣9625HD
Belt - Alt. - Upper; W/Dual Alts.	1193420	♣9550HD
Belt - Bin Unloader	1187728	C105
Belt - Countershaft - Thresher Pivot To Center Shaft	1179490	B122
Belt - Cyl.; W/639-1046 R.P.M.	1161595	2/B99
Belt - Cyl.; W/803-1343 R.P.M.	1147546	2/B93
Belt - Hyd. Pump; W/2 1/2" Header Lift Cyl.	1173232	♣9640HD
Belt - Hyd. Pump; W/3" Header Lift Cyl.	1175687	Ⓜ♣9620HD
Belt - Separator Fan	1176492	B73
Belt - Straw Chopper	1173472	C345
Hose - Lower		●26524
Hose - By Pass		✂<21942
M3		
Allis-Chalmers 6-Cyl. 301 Diesel		
1988-1985		
Belt - A.C.	1193749	♣9510HD
Belt - Alt. - Lower; W/Dual Alts.	1184327	♣9625HD
Belt - Alt. - Upper; W/Dual Alts.	1193420	♣9550HD
Belt - Grain Saver & Air Flow - Lower; W/O Chopper	1300867	C190
Belt - Hyd. Pump	1317254	♣9640HD
Belt - Separator Fan	1176492	B73
Belt - Straw Chopper	1300867	C190
1984		
Belt - A.C.	1193749	♣9510HD
Belt - Alt. - Lower; W/Dual Alts.	1184327	♣9625HD
Belt - Alt. - Upper; W/Dual Alts.	1193420	♣9550HD
Belt - Grain Saver & Air Flow - Lower; W/O Chopper	1300867	C190
Belt - Hyd. Pump	1317254	♣9640HD
Belt - Hydro. Drive; Ser. No. 18401 Thru 26300	1188635	ⓂB114
Belt - Separator Fan	1176492	B73
Belt - Straw Chopper	1300867	C190
1983		
Belt - A.C.	1193749	♣9510HD
Belt - Alt. - Lower; W/Dual Alts.	1184327	♣9625HD
Belt - Alt. - Upper; W/Dual Alts.	1193420	♣9550HD
Belt - Grain Saver & Air Flow - Lower; W/O Chopper	1300867	C190
Belt - Hyd. Pump	1317254	♣9640HD

Application	Mfr. No.	Part No.
GLEANER - Continued		
M3 - Continued		
Allis-Chalmers 6-Cyl. 301 Diesel - Continued		
1983 - Continued		
Belt - Hydro. Drive	1188635	ⓂB114
Belt - Separator Fan	1176492	B73
Belt - Straw Chopper	1300867	C190
Allis-Chalmers 6-Cyl. 426 Diesel		
1985		
Belt - A.C.	1193749	♣9510HD
Belt - Alt. - Lower; W/Dual Alts.	1184327	♣9625HD
Belt - Alt. - Upper; W/Dual Alts.	1193420	♣9550HD
Belt - Grain Saver & Air Flow - Lower; W/O Chopper	1300867	C190
Belt - Hyd. Pump	1317254	♣9640HD
Belt - Separator Fan	1176492	B73
Belt - Straw Chopper	1300867	C190
1984		
Belt - A.C.	1193749	♣9510HD
Belt - Alt. - Lower; W/Dual Alts.	1184327	♣9625HD
Belt - Alt. - Upper; W/Dual Alts.	1193420	♣9550HD
Belt - Grain Saver & Air Flow - Lower; W/O Chopper	1300867	C190
Belt - Hyd. Pump	1317254	♣9640HD
Belt - Hydro. Drive; Ser. No. 18401 Thru 26300	1188635	ⓂB114
Belt - Separator Fan	1176492	B73
Belt - Straw Chopper	1300867	C190
MH2 Hillside		
Allis-Chalmers 6-Cyl. 301 Diesel		
1982-1979		
Belt - A.C.	1193749	♣9510HD
Belt - Alt.; W/H.D. Alt.	1195451	ⓂTR22711
Belt - Alt.; W/Single Alt.	1193733	Ⓜ♣9550HD
Belt - Alt. - Lower; W/Dual Alts.	1184327	♣9625HD
Belt - Bin Unloader	1187728	C105
Belt - Countershaft - Swivel	1192282	C87
Belt - Countershaft - Thresher Pivot To Center Shaft	1179490	ⓂB122
Belt - Cyl.; W/804-1343 R.P.M.	1147546	2/B93
Belt - Hyd. Pump	1327638	Ⓜ♣9605HD
Belt - Hydro. Drive	1188635	ⓂB114
Belt - Separator Fan	1176492	B73
Belt - Straw Chopper	1300867	C190
1978-1977		
Belt - A.C.	1193749	♣9510HD
Belt - Alt.; W/H.D. Alt.	1195451	ⓂTR22711
Belt - Alt.; W/Single Alt.	1193733	Ⓜ♣9550HD
Belt - Alt. - Lower; W/Dual Alts.	1184327	♣9625HD
Belt - Bin Unloader	1187728	C105
Belt - Countershaft - Swivel	1192282	C87
Belt - Countershaft - Thresher Pivot To Center Shaft	1179490	ⓂB122
Belt - Cyl.; W/412-1343 R.P.M.	1161595	2/B99
Belt - Cyl.; W/633-1059 R.P.M.	1161595	2/B99
Belt - Cyl.; W/804-1343 R.P.M.	1147546	2/B93
Belt - Hyd. Pump	1327638	Ⓜ♣9605HD
Belt - Hydro. Drive	1188635	ⓂB114
Belt - Separator Fan	1176492	B73
Belt - Straw Chopper	1173472	C345
Allis-Chalmers 6-Cyl. 426 Diesel		
1982		
Belt - A.C.	1193749	♣9510HD
Belt - Alt.; W/H.D. Alt.	1195451	ⓂTR22711
Belt - Alt.; W/Single Alt.	1181482	ⓂTR22676
Belt - Alt. - Lower; W/Dual Alts.	1184961	TR22692
Belt - Alt. - Upper; W/Dual Alts.	1186454	TR22676
Belt - Bin Unloader	1187728	C105
Belt - Countershaft - Swivel	1192282	C87

Ⓜ Two Required.
● Vulco-Flex® Coolant Hose.

♣ Standard Belt May Also Be Available.
✂ Cut to Fit.

Belts and Coolant Hose for Combines

Application	Mfr. No.	Part No.
GLENER - Continued		
MH2 Hillside - Continued		
Allis-Chalmers 6-Cyl. 426 Diesel - Continued		
1982 - Continued		
Belt - Countershaft - Thresher Pivot To Center Shaft	1179490	②B122
Belt - Cyl.; W/804-1343 R.P.M.	1147546	2/B93
Belt - Hyd. Pump	1327638	②▲9605HD
Belt - Hydro. Drive	1188636	③B114
Belt - Separator Fan	1176492	B73
Belt - Straw Chopper	1300867	C190
Hose - Lower; W/Hydro. Drive; Ser. No. 19500 & Before ..		●26524
Hose - Lower; W/Hydro. Drive; Ser. No. 19501 & After ..		≈<21194
1981		
Belt - A.C.	1193749	▲9510HD
Belt - Alt.; W/H.D. Alt.	1195451	②TR22711
Belt - Alt.; W/Single Alt.	1181482	②TR22676
Belt - Alt. - Lower; W/Dual Alts.	1184961	TR22692
Belt - Alt. - Upper; W/Dual Alts.	1186454	TR22676
Belt - Bin Unloader	1187728	C105
Belt - Countershaft - Swivel	1192282	C87
Belt - Countershaft - Thresher Pivot To Center Shaft	1179490	②B122
Belt - Cyl.; W/804-1343 R.P.M.	1147546	2/B93
Belt - Hyd. Pump	1327638	②▲9605HD
Belt - Hydro. Drive	1188636	③B114
Belt - Separator Fan	1176492	B73
Belt - Straw Chopper	1300867	C190
Hose - Lower; W/Hydro. Drive; Ser. No. 19501 & After ..		≈<21194
Hose - Lower; W/Hydro. Drive; Ser. No. 19500 & Before ..		●26524
1980-1979		
Belt - A.C.	1193749	▲9510HD
Belt - Alt.; W/H.D. Alt.	1195451	②TR22711
Belt - Alt.; W/Single Alt.	1181482	②TR22676
Belt - Alt. - Lower; W/Dual Alts.	1184961	TR22692
Belt - Alt. - Upper; W/Dual Alts.	1186454	TR22676
Belt - Bin Unloader	1187728	C105
Belt - Countershaft - Swivel	1192282	C87
Belt - Countershaft - Thresher Pivot To Center Shaft	1179490	②B122
Belt - Cyl.; W/804-1343 R.P.M.	1147546	2/B93
Belt - Hyd. Pump	1327638	②▲9605HD
Belt - Hydro. Drive	1188636	③B114
Belt - Separator Fan	1176492	B73
Belt - Straw Chopper	1300867	C190
Hose - Lower; W/Hydro. Drive; Ser. No. 19500 & Before ..		●26524
Hose - Lower; W/Hydro. Drive; Ser. No. 19501 & After ..		≈<21194
1978		
Belt - A.C.	1193749	▲9510HD
Belt - Alt.; W/H.D. Alt.	1195451	②TR22711
Belt - Alt.; W/Single Alt.	1181482	②TR22676
Belt - Alt. - Lower; W/Dual Alts.	1184961	TR22692
Belt - Alt. - Upper; W/Dual Alts.	1186454	TR22676
Belt - Bin Unloader	1187728	C105
Belt - Countershaft - Swivel	1192282	C87
Belt - Countershaft - Thresher Pivot To Center Shaft	1179490	②B122
Belt - Cyl.; W/412-1343 R.P.M.	1161595	2/B99
Belt - Cyl.; W/633-1059 R.P.M.	1161595	2/B99
Belt - Cyl.; W/804-1343 R.P.M.	1147546	2/B93
Belt - Hyd. Pump	1327638	②▲9605HD
Belt - Hydro. Drive	1188636	③B114
Belt - Separator Fan	1176492	B73
Belt - Straw Chopper	1173472	C345
Hose - Lower; W/Hydro. Drive; Ser. No. 19500 & Before ..		●26524
Hose - Lower; W/Hydro. Drive; Ser. No. 19501 & After ..		≈<21194
1977		
Belt - A.C.	1193749	▲9510HD
Belt - Alt.; W/H.D. Alt.	1195451	②TR22711
Belt - Alt.; W/Single Alt.	1181482	②TR22676
Belt - Alt. - Lower; W/Dual Alts.	1184961	TR22692
Belt - Alt. - Upper; W/Dual Alts.	1186454	TR22676

② Two Required.
③ Three Required.
≈< Cut to Fit.

Application	Mfr. No.	Part No.
GLENER - Continued		
MH2 Hillside - Continued		
Allis-Chalmers 6-Cyl. 426 Diesel - Continued		
1977 - Continued		
Belt - Bin Unloader	1187728	C105
Belt - Countershaft - Swivel	1192282	C87
Belt - Countershaft - Thresher Pivot To Center Shaft	1179490	②B122
Belt - Cyl.; W/412-1343 R.P.M.	1161595	2/B99
Belt - Cyl.; W/633-1059 R.P.M.	1161595	2/B99
Belt - Cyl.; W/804-1343 R.P.M.	1147546	2/B93
Belt - Hyd. Pump	1327638	②▲9605HD
Belt - Hydro. Drive	1188636	③B114
Belt - Separator Fan	1176492	B73
Belt - Straw Chopper	1173472	C345
Hose - Lower; W/Hydro. Drive; Ser. No. 19501 & After ..		≈<21194
Hose - Lower; W/Hydro. Drive; Ser. No. 19500 & Before ..		●26524
MH3 Hillside		
Allis-Chalmers 6-Cyl. 301 Diesel		
1987-1984		
Belt - A.C.	1193749	▲9510HD
Belt - Alt.; W/H.D. Alt.	1195451	②TR22711
Belt - Alt. - Lower; W/Dual Alts.	1184327	▲9625HD
Belt - Countershaft - Swivel	1192282	C87
Belt - Countershaft - Thresher Pivot To Center Shaft	1179490	②B122
Belt - Cyl.; W/804-1343 R.P.M.	1147546	2/B93
Belt - Hyd. Pump	1327638	②▲9605HD
Belt - Hydro. Drive	1188635	②B114
Belt - Separator Fan	1176492	B73
Belt - Straw Chopper	1300867	C190
1983		
Belt - A.C.	1193749	▲9510HD
Belt - Alt.; W/H.D. Alt.	1195451	②TR22711
Belt - Alt. - Lower; W/Dual Alts.	1184327	▲9625HD
Belt - Bin Unloader	1187728	C105
Belt - Countershaft - Swivel	1192282	C87
Belt - Countershaft - Thresher Pivot To Center Shaft	1179490	②B122
Belt - Cyl.; W/804-1343 R.P.M.	1147546	2/B93
Belt - Hyd. Pump	1327638	②▲9605HD
Belt - Hydro. Drive	1188635	②B114
Belt - Separator Fan	1176492	B73
Belt - Straw Chopper	1300867	C190
Allis-Chalmers 6-Cyl. 426 Diesel		
1987-1984		
Belt - A.C.	1193749	▲9510HD
Belt - Alt.; W/H.D. Alt.	1195451	②TR22711
Belt - Alt.; W/Single Alt.	1181482	②TR22676
Belt - Alt. - Lower; W/Dual Alts.	1184961	TR22692
Belt - Alt. - Upper; W/Dual Alts.	1186454	TR22676
Belt - Countershaft - Swivel	1192282	C87
Belt - Countershaft - Thresher Pivot To Center Shaft	1179490	②B122
Belt - Cyl.; W/804-1343 R.P.M.	1147546	2/B93
Belt - Hyd. Pump	1327638	②▲9605HD
Belt - Hydro. Drive	1188636	③B114
Belt - Separator Fan	1176492	B73
Belt - Straw Chopper	1300867	C190
1983		
Belt - A.C.	1193749	▲9510HD
Belt - Alt.; W/H.D. Alt.	1195451	②TR22711
Belt - Alt.; W/Single Alt.	1181482	②TR22676
Belt - Alt. - Lower; W/Dual Alts.	1184961	TR22692
Belt - Alt. - Upper; W/Dual Alts.	1186454	TR22676
Belt - Bin Unloader	1187728	C105
Belt - Countershaft - Swivel	1192282	C87
Belt - Countershaft - Thresher Pivot To Center Shaft	1179490	②B122
Belt - Cyl.; W/804-1343 R.P.M.	1147546	2/B93
Belt - Hyd. Pump	1327638	②▲9605HD

▲ Standard Belt May Also Be Available.
● Vulco-Flex® Coolant Hose.

Belts and Coolant Hose for Combines

Application	Mfr. No.	Part No.	Application	Mfr. No.	Part No.
GLEANER - Continued			GLEANER - Continued		
MH3 Hillside - Continued			N5 - Continued		
Allis-Chalmers 6-Cyl. 426 Diesel - Continued			Allis-Chalmers 6-Cyl. 426 Diesel - Continued		
1983 - Continued			1986-1983 - Continued		
Belt - Hydro. Drive	1188636	③B114	Belt - Tailings Drive	1346200	6865
Belt - Separator Fan	1176492	B73	Belt - Tailings Return	1337000	B94
Belt - Straw Chopper	1300867	C190	Hose - Upper - Eng. To Pipe		21194
MH Hillside			or ●26521		
Allis-Chalmers 6-Cyl. 301 Diesel			Hose - Upper - Pipe To Rad.		
1976			Hose - Lower - Pipe To Rad.		
Belt - A.C.	1166813	▲9490HD	1982		
Belt - Alt.; W/H.D. Alt.	1195451	②TR22711	Belt - A.C.	1193420	▲9550HD
Belt - Alt.; W/Single Alt.	1159298	②▲9580HD	Belt - Alt.; W/110A. Alt.	1186454	TR22676
Belt - Alt. - Lower; W/Dual Alts.	1184327	▲9625HD	Belt - Clean Grain Elevator	1325847	C116
Belt - Alt. - Upper; W/Dual Alts.	1167004	▲9580HD	Belt - Header; W/Std. Speed	1320449	B152
Belt - Bin Unloader	1187728	C105	Belt - Impeller	1322418	B83
Belt - Countershaft - Swivel	1192282	C87	Belt - Main Drive	1336997	③B210
Belt - Countershaft - Thresher Pivot To			Belt - Overfeed Auger	1325150	②B126
Center Shaft	1179490	②B122	Belt - Pivot Drive - Left Hand	1310382	B128
Belt - Cyl.; W/412-1343 R.P.M.	1161595	2/B99	Belt - Rad. Fan	1302482	②▲9500HD
Belt - Cyl.; W/633-1059 R.P.M.	1161595	2/B99	Belt - Rear Hood Spreader	1334919	B133
Belt - Cyl.; W/803-1343 R.P.M.	1147546	2/B99	Belt - Separator Fan	1339886	C83
Belt - Hyd. Pump	1327638	②▲9605HD	Belt - Shoe Pitman Drive	1336307	②A57
Belt - Separator Fan	1176492	B73	Belt - Straw Chopper J.S.	1344935	C83
Belt - Straw Chopper	1173472	C345	Belt - Straw Spreader	1326253	B188
Belt - Traction - Hydro.	1188635	B114	Belt - Tailings Drive	1346200	6865
1975-1974			Belt - Tailings Return	1337000	B94
Belt - A.C.	1166813	▲9490HD	Hose - Upper - Eng. To Pipe		21194
Belt - Alt.; W/Single Alt.	1159298	②▲9580HD	or ●26521		
Belt - Alt. - Lower; W/Dual Alts.	1184327	▲9625HD	Hose - Upper - Pipe To Rad.		
Belt - Alt. - Upper; W/Dual Alts.	1167004	▲9580HD	Hose - Lower - Pipe To Rad.		
Belt - Countershaft - Swivel	1192282	C87	1981		
Belt - Countershaft - Thresher Pivot To			Belt - A.C.	1193420	▲9550HD
Center Shaft	1179490	②B122	Belt - Alt.; W/H.D. Alt.	1306200	TR22711
Belt - Cyl.; W/412-1343 R.P.M.	1161595	2/B99	Belt - Alt.; W/Std. Alt.	1311297	TR22692
Belt - Cyl.; W/633-1059 R.P.M.	1161595	2/B99	Belt - Clean Grain Elevator	1325847	C116
Belt - Cyl.; W/803-1343 R.P.M.	1147546	2/B93	Belt - Impeller	1322418	B83
Belt - Hyd. Pump	1327638	②▲9605HD	Belt - Main Drive	1336997	③B210
Belt - Separator Fan	1176492	B73	Belt - Pivot Drive - Left Hand	1310382	B128
Belt - Straw Chopper	1173472	C345	Belt - Rad. Fan	1302482	②▲9500HD
1973			Belt - Rear Hood Spreader	1334919	B133
Belt - A.C.	1166813	▲9490HD	Belt - Separator Fan	1339886	C83
Belt - Alt. - Lower; W/Dual Alts.	1184327	▲9625HD	Belt - Shoe Pitman Drive	1336307	②A57
Belt - Alt. - Upper; W/Dual Alts.	1167004	▲9580HD	Belt - Straw Chopper J.S.	1344935	C83
Belt - Countershaft - Swivel	1192282	C87	Belt - Straw Spreader	1326253	B188
Belt - Countershaft - Thresher Pivot To			Belt - Tailings Drive	1346200	6865
Center Shaft	1179490	②B122	Belt - Tailings Return	1337000	B94
Belt - Cyl.; W/412-1343 R.P.M.	1161595	2/B99	Belt - Unloader Drive - Right Hand	1177795	②B74
Belt - Cyl.; W/633-1059 R.P.M.	1161595	2/B99	Hose - Upper - Eng. To Pipe		21194
Belt - Cyl.; W/803-1343 R.P.M.	1147546	2/B93	or ●26521		
Belt - Hyd. Pump	1327638	②▲9605HD	Hose - Upper - Pipe To Rad.		
Belt - Separator Fan	1176492	B73	Hose - Lower - Pipe To Rad.		
Belt - Straw Chopper	1173472	C345	1980-1979		
N5			Belt - A.C.	1193420	▲9550HD
Allis-Chalmers 6-Cyl. 426 Diesel			Belt - Alt.; W/H.D. Alt.	1306200	TR22711
1986-1983			Belt - Alt.; W/Std. Alt.	1311297	TR22692
Belt - A.C.	1193420	▲9550HD	Belt - Clean Grain Elevator	1325847	C116
Belt - Alt.; W/105A. Alt.	1336137	TR22657	Belt - Main Drive	1336997	③B210
Belt - Clean Grain Elevator	1325847	C116	Belt - Pivot Drive - Left Hand	1310382	B128
Belt - Header; W/Std. Speed	1320449	B152	Belt - Rad. Fan	1302482	②▲9500HD
Belt - Impeller	1322418	B83	Belt - Rear Hood Spreader	1334919	B133
Belt - Main Drive	1336997	③B210	Belt - Separator Fan	1339886	C83
Belt - Overfeed Auger	1325150	②B126	Belt - Shoe Pitman Drive	1336307	②A57
Belt - Pivot Drive - Left Hand	1310382	B128	Belt - Straw Chopper J.S.	1344935	C83
Belt - Rad. Fan	1302482	②▲9500HD	Belt - Straw Spreader	1326253	B188
Belt - Rear Hood Spreader	1334919	B133	Belt - Tailings Drive	1346200	6865
Belt - Separator Fan	1339886	C83	Belt - Tailings Return	1337000	B94
Belt - Shoe Pitman Drive	1336307	②A57	Belt - Unloader Drive - Right Hand	1177795	②B74
Belt - Straw Chopper J.S.	1344935	C83	Hose - Upper - Eng. To Pipe		21194
Belt - Straw Spreader	1326253	B188	or ●26521		
			Hose - Upper - Pipe To Rad.		
			Hose - Lower - Pipe To Rad.		
			●26520		
			●26525		

③ Three Required.
② Two Required.

▲ Standard Belt May Also Be Available.
● Vulco-Flex® Coolant Hose.

Belts and Coolant Hose for Combines

Application	Mfr. No.	Part No.	Application	Mfr. No.	Part No.
GLENER - Continued			GLENER - Continued		
N6			N6 - Continued		
Allis-Chalmers 6-Cyl. 426 Diesel			Allis-Chalmers 6-Cyl. 426 Diesel - Continued		
1986-1983			1980-1979 - Continued		
Belt - A.C.	1193420	▲9550HD	Belt - Rear Hood Spreader	1334919	B133
Belt - Alt.; W/105A. Alt.	1336137	TR22657	Belt - Separator Fan	1339886	C83
Belt - Clean Grain Elevator	1325847	C116	Belt - Shoe Pitman Drive	1336307	②A57
Belt - Constant Speed Drive	1320449	B152	Belt - Straw Chopper J.S.	1344935	C83
Belt - Impeller	1322418	B83	Belt - Straw Spreader	1326253	B188
Belt - Main Drive	1336997	③B210	Belt - Tailings Drive	1346200	6865
Belt - Overfeed Auger	1325150	②B126	Belt - Tailings Return	1337000	B94
Belt - Pivot Drive - Left Hand	1310382	B128	Belt - Unloader Drive - Right Hand	1177795	②B74
Belt - Rad. Fan	1302482	②▲9500HD	Hose - Upper - Eng. To Pipe		21194
Belt - Rear Hood Spreader	1334919	B133			or ●26521
Belt - Separator Fan	1339886	C83	Hose - Upper - Pipe To Rad.		●26520
Belt - Shoe Pitman Drive	1336307	②A57	Hose - Lower - Pipe To Rad.		●26525
Belt - Straw Chopper J.S.	1344935	C83			
Belt - Straw Spreader	1326253	B188	1978		
Belt - Tailings Drive	1346200	6865	Belt - A.C.	1193420	▲9550HD
Belt - Tailings Return	1337000	B94	Belt - Alt.; W/H.D. Alt.	1306200	TR22711
Hose - Upper - Eng. To Pipe		21194	Belt - Alt.; W/Std. Alt.	1311297	TR22692
		or ●26521	Belt - Cage Sweep	1301877	A105
Hose - Upper - Pipe To Rad.		●26520	Belt - Clean Grain Elevator	1325847	C116
Hose - Lower - Pipe To Rad.		●26525	Belt - Pivot Drive - Left Hand	1310382	B128
			Belt - Rad. Fan	1302482	②▲9500HD
1982			Belt - Rear Hood Spreader	1334919	B133
Belt - A.C.	1193420	▲9550HD	Belt - Separator Fan	1339886	C83
Belt - Alt.; W/110A. Alt.	1186454	TR22676	Belt - Shoe Pitman Drive	1336307	②A57
Belt - Clean Grain Elevator	1325847	C116	Belt - Straw Chopper J.S.	1344935	C83
Belt - Constant Speed Drive	1320449	B152	Belt - Straw Spreader	1326253	B188
Belt - Impeller	1322418	B83	Belt - Tailings Drive	1346200	6865
Belt - Main Drive	1336997	③B210	Belt - Tailings Return	1337000	B94
Belt - Overfeed Auger	1325150	②B126	Belt - Unloader Drive - Right Hand	1177795	②B74
Belt - Pivot Drive - Left Hand	1310382	B128	Hose - Upper - Eng. To Pipe		21194
Belt - Rad. Fan	1302482	②▲9500HD			or ●26521
Belt - Rear Hood Spreader	1334919	B133	Hose - Upper - Pipe To Rad.		●26520
Belt - Separator Fan	1339886	C83	Hose - Lower - Pipe To Rad.		●26525
Belt - Shoe Pitman Drive	1336307	②A57			
Belt - Straw Chopper J.S.	1344935	C83	N7		
Belt - Straw Spreader	1326253	B188	Allis-Chalmers 6-Cyl. 516 Diesel		
Belt - Tailings Drive	1346200	6865	1986-1983		
Belt - Tailings Return	1337000	B94	Belt - A.C.	1315910	▲9630HD
Hose - Upper - Eng. To Pipe		21194	Belt - Alt.; W/105A. Alt.	1175687	▲9620HD
		or ●26521	Belt - Clean Grain Elevator	1325847	C116
Hose - Upper - Pipe To Rad.		●26520	Belt - Constant Speed Drive	1320449	B152
Hose - Lower - Pipe To Rad.		●26525	Belt - Impeller	1322418	B83
			Belt - Overfeed Auger	1325150	②B126
1981			Belt - Pivot Drive - Left Hand	1310382	B128
Belt - A.C.	1193420	▲9550HD	Belt - Rad. Fan	4321275	②TR28680
Belt - Alt.; W/H.D. Alt.	1306200	TR22711	Belt - Rear Hood Spreader	1334919	B133
Belt - Alt.; W/Std. Alt.	1311297	TR22692	Belt - Separator Fan	1339886	C83
Belt - Clean Grain Elevator	1325847	C116	Belt - Shoe Pitman Drive	1336307	②A57
Belt - Impeller	1322418	B83	Belt - Straw Chopper J.S.	1344935	C83
Belt - Pivot Drive - Left Hand	1310382	B128	Belt - Straw Spreader	1326253	B188
Belt - Rad. Fan	1302482	②▲9500HD	Belt - Tailings Drive	1346200	6865
Belt - Rear Hood Spreader	1334919	B133	Belt - Tailings Return	1337000	B94
Belt - Separator Fan	1339886	C83	Hose - Upper - Eng. To Pipe		②20397
Belt - Shoe Pitman Drive	1336307	②A57	Hose - By Pass; (1 7/8" I.D.)		24230
Belt - Straw Chopper J.S.	1344935	C83			
Belt - Straw Spreader	1326253	B188	1982		
Belt - Tailings Drive	1346200	6865	Belt - A.C.	1315910	▲9630HD
Belt - Tailings Return	1337000	B94	Belt - Alt.; W/105A. Alt.	1175687	▲9620HD
Belt - Unloader Drive - Right Hand	1177795	②B74	Belt - Clean Grain Elevator	1325847	C116
Hose - Upper - Eng. To Pipe		21194	Belt - Header; W/Std. Speed	1320449	B152
		or ●26521	Belt - Impeller	1322418	B83
Hose - Upper - Pipe To Rad.		●26520	Belt - Overfeed Auger	1325150	②B126
Hose - Lower - Pipe To Rad.		●26525	Belt - Pivot Drive - Left Hand	1310382	B128
			Belt - Rad. Fan	4321275	②TR28680
1980-1979			Belt - Rear Hood Spreader	1334919	B133
Belt - A.C.	1193420	▲9550HD	Belt - Separator Fan	1339886	C83
Belt - Alt.; W/H.D. Alt.	1306200	TR22711	Belt - Shoe Pitman Drive	1336307	②A57
Belt - Alt.; W/Std. Alt.	1311297	TR22692	Belt - Straw Chopper J.S.	1344935	C83
Belt - Clean Grain Elevator	1325847	C116	Belt - Straw Spreader	1326253	B188
Belt - Pivot Drive - Left Hand	1310382	B128	Belt - Tailings Drive	1346200	6865
Belt - Rad. Fan	1302482	②▲9500HD	Belt - Tailings Return	1337000	B94

▲ Standard Belt May Also Be Available.
 ② Two Required.
 < Cut to Fit.

③ Three Required.
 ● Vulco-Flex® Coolant Hose.

Belts and Coolant Hose for Combines

Application	Mfr. No.	Part No.	Application	Mfr. No.	Part No.
GLEANER - Continued			GLEANER - Continued		
N7 - Continued			R - Continued		
Allis-Chalmers 6-Cyl. 516 Diesel - Continued			Hercules 6-Cyl. 237 - Continued		
1982 - Continued			1960-1953 - Continued		
Belt - Tailings Return	1337000	B94	Belt - Hyd. Pump; Ser. No. 13501 Thru 14052	1117027	TR28483
Hose - Upper - Eng. To Pipe		✂20397	Hose - Upper		●25528
Hose - By Pass; (1 7/8" I.D.)		24230	Hose - Lower		●25477
1981			R5; R6		
Belt - A.C.	1315910	▲9630HD	Allis-Chalmers 6-Cyl. 426 Diesel		
Belt - Alt.; W/105A. Alt.	1175687	②▲9610HD	1987-1986		
Belt - Clean Grain Elevator	1325847	C116	Belt - A.C.	1193420	▲9550HD
Belt - Impeller	1322418	B83	Belt - Alt.; W/105A. Alt.	1336137	TR22657
Belt - Pivot Drive - Left Hand	1310382	B128	Belt - Clean Grain Elevator	1325847	C116
Belt - Rad. Fan	4321275	②TR28680	Belt - Constant Speed Drive	1320449	B152
Belt - Rear Hood Spreader	1334919	B133	Belt - Impeller	1358134	6988
Belt - Separator Fan	1339886	C83	Belt - Main Drive	1336997	③B210
Belt - Shoe Pitman Drive	1336307	②A57	Belt - Overfeed Auger	1325150	②B126
Belt - Straw Chopper J.S.	1344935	C83	Belt - Pivot Drive - Left Hand	1310382	B128
Belt - Straw Spreader	1326253	B188	Belt - Rad. Fan	1302482	②▲9500HD
Belt - Tailings Drive	1346200	6865	Belt - Separator Fan	1339886	C83
Belt - Tailings Return	1337000	B94	Belt - Shoe Pitman Drive	1336307	②A57
Belt - Unloader Drive - Right Hand	1177795	②B74	Belt - Spreader	1347561	B133
Hose - Upper - Eng. To Pipe		✂20397	Belt - Straw Chopper J.S.	1344935	C83
Hose - By Pass; (1 7/8" I.D.)		24230	Belt - Straw Spreader	1326253	B188
1980-1979			Belt - Tailings Drive	1346200	6865
Belt - A.C.	1315910	▲9630HD	Belt - Tailings Return	1337000	B94
Belt - Alt.; W/105A. Alt.	1175687	▲9620HD	Belt - Unloader Drive - Right Hand	1177795	②B74
Belt - Clean Grain Elevator	1325847	C116	Hose - Upper - Eng. To Pipe		✂20397
Belt - Pivot Drive - Left Hand	1310382	B128	Hose - By Pass; (1 7/8" I.D.)		24230
Belt - Rad. Fan	4321275	②TR28680	R		
Belt - Rear Hood Spreader	1334919	B133	Allis-Chalmers 6-Cyl. 230		
Belt - Separator Fan	1339886	C83	1960-1957		
Belt - Shoe Pitman Drive	1336307	②A57	Belt - Fan & Gen.; Eng. No. 397016 & Before	4510744	▲9470HD
Belt - Straw Chopper J.S.	1344935	C83	Belt - Fan & Gen.; Eng. No. 397017 Thru 408560	4512419	▲9480HD
Belt - Straw Spreader	1326253	B188	Belt - Hyd. Pump; Ser. No. 14053 Thru 26500	1117027	TR28483
Belt - Tailings Drive	1346200	6865	Belt - Hyd. Pump; Ser. No. 26501 Thru 30000	1128092	TR28463
Belt - Tailings Return	1337000	B94	Ford 6-Cyl. 226		
Belt - Unloader Drive - Right Hand	1177795	②B74	1953		
Hose - Upper - Eng. To Pipe		✂20397	Hose - Upper		●26611
Hose - By Pass; (1 7/8" I.D.)		24230	Hose - Lower; Ser. No. 26000 & Before		●26611
			Hose - Lower; Ser. No. 26001 & After		●26612
			1952		
			Hose - Upper		●26611
			Hose - Lower; Ser. No. 26001 & After		●26612
			Hose - Lower; Ser. No. 26000 & Before		●26611
			1951		
			Hose - Upper		●26611
			Hose - Lower; Ser. No. 26000 & Before		●26611
			Hose - Lower; Ser. No. 26001 & After		●26612
			Hercules 6-Cyl. 237		
			1960-1953		
Belt - Fan; Ser. No. 14052 & Before	1117027	TR28483	2003-1991		
Belt - Hyd. Pump; Ser. No. 13500 & Before	1117040	TR28545	Belt - A.C.	1352729	▲9560HD
			Belt - Alt.	1352139	▲9430HD
			Belt - Chopper & Impeller	1336199	C86
			Belt - Constant Speed Drive	1320449	B152
			Belt - J.S.	1333673	C96
			R42		
			Cummins 6-Cyl. 8.3 L Diesel		
			1991-1988		
			Belt - A.C.	1352729	▲9560HD
			Belt - Alt.	1352139	▲9430HD
			Hose - Upper - Pipe To Rad.; (2 1/4" I.D.)		24436
			Hose - Lower - Pipe To Rad.; (2" I.D.)		24432
			Deutz 6-Cyl. 374 Diesel		
			1996-1992		
			Belt - A.C.	1352729	▲9560HD

✂ Cut to Fit.
 ② Two Required.
 ③ Three Required.

▲ Standard Belt May Also Be Available.
 ● Vulco-Flex® Coolant Hose.

Belts and Coolant Hose for Combines

Application	Mfr. No.	Part No.	Application	Mfr. No.	Part No.
GLENER - Continued			GLENER - Continued		
R42 - Continued			R66		
Deutz 6-Cyl. 374 Diesel - Continued			AGCO 6-Cyl. 8.4 L Diesel		
1996-1992 - Continued			2009		
Belt - Alt.	1352139	▲9430HD	Belt - A.C.	71148120	▲9510HD
Hose - Upper - Pipe To Rad.; (2 1/4" I.D.)		24436	Belt - Rotary Screen	71396754	A68
Hose - Lower - Pipe To Rad.; (2" I.D.)		24432	Belt - Clean Grain Elevator	71368809	C180
R50			R70		
Deutz 6-Cyl. 374 Diesel			Deutz V-8 779 Diesel		
1991-1987			1991-1990		
Belt - A.C.	1352729	▲9560HD	Belt - A.C.	1193420	▲9550HD
Belt - Alt.	1352139	▲9430HD	Belt - Alt.	1352142	▲9440HD
Belt - Chopper & Impeller	1336199	C86	Belt - Clean Grain Elevator	1325847	C116
Belt - Constant Speed Drive	1320449	B152	Belt - Constant Speed Drive	1320449	B152
Belt - J.S.	1333673	C96	Belt - Fan	1339886	C83
R52			1989-1987		
Cummins 6-Cyl. 8.3 L Diesel			1991-1990		
2003-1991			1991-1990		
Belt - A.C.	1352729	▲9560HD	Belt - A.C.	1193420	▲9550HD
Belt - Alt.	1352139	▲9430HD	Belt - Alt.	1352142	▲9440HD
Hose - Upper - Pipe To Rad.; (2 1/4" I.D.)		24436	Belt - Clean Grain Elevator	1325847	C116
Hose - Lower - Pipe To Rad.; (2" I.D.)		24432	Belt - Constant Speed Drive	1320449	B152
R60			1989-1987		
Deutz V-8 817 Diesel			1991-1990		
1991-1990			1991-1990		
Belt - A.C.	1193420	▲9550HD	Belt - A.C.	1193420	▲9550HD
Belt - Alt.	1352142	▲9440HD	Belt - Alt.	1352142	▲9440HD
Belt - Clean Grain Elevator	1325847	C116	Belt - Clean Grain Elevator	1325847	C116
Belt - Constant Speed Drive	1320449	B152	Belt - Constant Speed Drive	1320449	B152
Belt - Fan	1339886	C83	Belt - Fan	1339886	C83
Belt - Impeller	1359681	②B88	Belt - Impeller	1358134	6988
Belt - Pivot Drive - Left Hand	1310382	B128	Belt - Pivot Drive - Left Hand	1310382	B128
Belt - Separator Drive	1325150	②B126	Belt - Separator Drive	1325150	②B126
Belt - Shoe Pitman Drive	1336307	②A57	Belt - Shoe Pitman Drive	1336307	②A57
Belt - Spreader	1347561	B133	Belt - Spreader	1347561	B133
Belt - Tailings Drive; W/O Tailings Return Option	1345785	A65	Belt - Tailings Drive; W/O Tailings Return Option	1345785	A65
Belt - Tailings Drive; W/Tailings Return Option	1337000	B94	Belt - Tailings Drive; W/Tailings Return Option	1337000	B94
Belt - Unloader Drive; W/Power Engage ...	1356409	C107	Belt - Unloader Drive; W/Power Engage ...	1356409	C107
1989-1987			1989-1987		
Belt - A.C.	1193420	▲9550HD	Belt - A.C.	1193420	▲9550HD
Belt - Alt.	1352142	▲9440HD	Belt - Alt.	1352142	▲9440HD
Belt - Clean Grain Elevator	1325847	C116	Belt - Clean Grain Elevator	1325847	C116
Belt - Constant Speed Drive	1320449	B152	Belt - Constant Speed Drive	1320449	B152
Belt - Fan	1339886	C83	Belt - Fan	1339886	C83
Belt - Impeller	1358134	6988	Belt - Impeller	1358134	6988
Belt - Pivot Drive - Left Hand	1310382	B128	Belt - Pivot Drive - Left Hand	1310382	B128
Belt - Separator Drive	1325150	②B126	Belt - Separator Drive	1325150	②B126
Belt - Shoe Pitman Drive	1336307	②A57	Belt - Shoe Pitman Drive	1336307	②A57
Belt - Spreader	1347561	B133	Belt - Spreader	1347561	B133
Belt - Tailings Drive; W/O Tailings Return Option	1345785	A65	Belt - Tailings Drive; W/O Tailings Return Option	1345785	A65
Belt - Tailings Drive; W/Tailings Return Option	1345785	A65	Belt - Tailings Drive; W/Tailings Return Option	1345785	A65
Belt - Unloader Drive; W/Power Engage ...	1356409	C107	Belt - Unloader Drive; W/Power Engage ...	1356409	C107
R62			R72		
Cummins 6-Cyl. 8.3 L Diesel			Cummins M11 Diesel		
2004-1991			2002-1992		
Belt - A.C.	1193420	▲9550HD	Belt - A.C.	1193420	▲9550HD
Belt - Alt. - Lower	1352142	▲9440HD	Belt - Alt. - Lower	1352142	▲9440HD
Belt - Alt. - Upper	1352142	▲9440HD	Belt - Alt. - Upper	1352142	▲9440HD
Hose - Upper - Pipe To Rad.; (2 1/4" I.D.)		24436			
Hose - Lower - Pipe To Rad.; (2" I.D.)		24432			
INTERNATIONAL HARVESTER			INTERNATIONAL HARVESTER		
42 McCormick-Deering			42 McCormick-Deering		
IH C60			IH C60		
1944-1942			1944-1942		
Belt - Fan	18202K	TR22455	Belt - Fan	18202K	TR22455
52R McCormick-Deering			52R McCormick-Deering		
IH C60			IH C60		
1950-1943			1950-1943		
Belt - Fan; W/31 3/4" Belt O.C.	368082R1	TR24315	Belt - Fan; W/31 3/4" Belt O.C.	368082R1	TR24315
Belt - Fan; W/45 7/8" Belt O.C.	18202K	TR22455	Belt - Fan; W/45 7/8" Belt O.C.	18202K	TR22455
Belt - Gen.	356059R1	2240	Belt - Gen.	356059R1	2240
Hose - Upper; (2" I.D.)		24232	Hose - Upper; (2" I.D.)		24232
Hose - Lower - Eng. To Pipe; (2" I.D.)		24232	Hose - Lower - Eng. To Pipe; (2" I.D.)		24232
Hose - Lower - Pipe To Rad.; (1 5/8" I.D.)		24226	Hose - Lower - Pipe To Rad.; (1 5/8" I.D.)		24226

▲ Standard Belt May Also Be Available.

② Two Required.

Belts and Coolant Hose for Combines

Agricultural Equipment

Application	Mfr. No.	Part No.
INTERNATIONAL HARVESTER - Continued		
64		
IH C60		
1954-1939		
Belt - Fan	368082R1	TR24315
Hose - Upper; (2" I.D.)		24232
Hose - Lower - Eng. To Pipe; (2" I.D.)		24232
Hose - Lower - Pipe To Rad.; (1 5/8" I.D.)		24226
IH C113		
1954-1952		
Belt - Fan		TR24315
Belt - Fan & W.P.	273889R1	TR26341
Belt - Gen.	49291D	9260
1951-1939		
Belt - Fan		TR24315
Belt - Fan & W.P.	273889R1	TR28346
Belt - Gen.	49291D	9260
IH C123		
1954-1952		
Belt - Fan		TR24315
Belt - Fan & W.P.	273889R1	TR26341
Belt - Gen.	49291D	9260
1951-1939		
Belt - Fan		TR24315
Belt - Fan & W.P.	273889R1	TR28346
Belt - Gen.	49291D	9260
76		
IH C123		
1959-1956		
Belt - Fan		TR24315
Belt - Fan & W.P.	273889R1	TR28346
Belt - Gen.	49291D	9260
Hose - Upper; (2" I.D.)		24232
Hose - Lower; (2" I.D.)		24232
93		
IH BD154C Diesel		
1968-1962		
Belt - Fan	3040315R2	TR22363
Belt - Gen.	704449R1	▲9309HD
IH 4-Cyl. 153		
1968-1962		
Belt - Fan & Gen.	151529R1	7440
Hose - Upper		✂21794
		or ●26507
101		
IH BD220		
1961-1956		
Belt - Fan & Gen.	274705R1	TR24438
Hose - Upper		✂20420
		or ●26507
Hose - Lower		●26508
IH D236 Diesel		
1961-1956		
Belt - Fan & Gen.	312515R1	▲9525HD
Hose - Upper		✂20557
Hose - Lower		●26507
105		
IH C153		
1970-1967		
Belt - Fan & Gen.	596313R1	7445

Application	Mfr. No.	Part No.
INTERNATIONAL HARVESTER - Continued		
122 McCormick-Deering; 122C McCormick-Deering		
IH GRD214		
1943		
Belt - Fan	28953D	TR28400
Hose - Upper; (2 1/8" I.D.)		24234
Hose - Lower - Eng. To Pipe; (1 5/8" I.D.)		24226
Hose - Lower - Pipe To Rad.; (2" I.D.)		24232
123 McCormick-Deering		
IH GRD214		
1942		
Belt - Fan	28953D	TR28400
Hose - Upper; (1 7/8" I.D.)		24230
Hose - Lower; (1 5/8" I.D.)		②24226
125 McCormick-Deering		
IH GRD214		
1949-1948		
Belt - Fan	28953D	TR28400
Hose - Upper; (1 7/8" I.D.)		24230
Hose - Lower; (1 5/8" I.D.)		②24226
127 McCormick		
IH SD240		
1954-1952		
Belt - Fan & Gen.	356437R1	TR28483
Hose - Upper; (2" I.D.)		24232
Hose - Lower; (2" I.D.)		24232
Hose - By Pass; (2" I.D.)		24232
140 McCormick		
IH C164		
1962-1954		
Belt - Fan	368085R1	TR24379
Belt - Gen.	48878D	▲9313HD
Hose - Upper; (1 3/4" I.D.)		24228
Hose - Lower; (1 1/2" I.D.)		24224
IH C169		
1962-1954		
Belt - Fan	368085R1	TR24379
Belt - Gen.	48878D	▲9313HD
Hose - Upper; (1 3/4" I.D.)		24228
Hose - Lower; (1 1/2" I.D.)		24224
IH C175		
1962-1954		
Belt - Fan	368085R1	TR24379
Belt - Gen.	48878D	▲9313HD
Hose - Upper; (1 3/4" I.D.)		24228
Hose - Lower; (1 1/2" I.D.)		24224
141 McCormick		
IH BD240		
1957-1954		
Belt - Fan & Gen.	274705R1	TR24438
Hose - Upper; (2" I.D.)		24232
Hose - Lower; (2" I.D.)		24232
Hose - By Pass; (2" I.D.)		24232
IH SD240		
1958-1954		
Belt - Fan & Gen.	271670R1	TR24461
Hose - Upper; (2" I.D.)		24232
Hose - Lower; (2" I.D.)		24232
Hose - By Pass; (2" I.D.)		24232

▲ Standard Belt May Also Be Available.
● Vulco-Flex® Coolant Hose.

✂ Cut to Fit.
② Two Required.

Belts and Coolant Hose for Combines

Application	Mfr. No.	Part No.	Application	Mfr. No.	Part No.
INTERNATIONAL HARVESTER - Continued			INTERNATIONAL HARVESTER - Continued		
151			403		
IH BD264			IH 6-Cyl. 282		
1961-1958			1973-1962		
Belt - Fan & Gen.	274705R1	TR24438	Belt - Gen.	170780R1	▲9470HD
IH D282 Diesel			Belt - W.P. & Alt.; W/53 1/4" Belt O.C.	394013R1	▲9530HD
1961-1958			Belt - W.P. & Alt.; W/54 1/4" Belt O.C.	379966R1	▲9540HD
Belt - Fan & Gen.; W/50 3/4" Belt O.C.	304436R1	▲9505HD	Hose - Upper		●26510
Belt - Fan & Gen.; W/52 1/4" Belt O.C.	312515R1	▲9525HD	Hose - Lower		●26509
160 McCormick-Deering			IH 6-Cyl. 282 Diesel		
IH GRD214			1973-1962		
1953-1951			Belt - Fan	388024R1	TR24355
Belt - Fan	28953D	TR28400	Belt - Gen.		▲9530HD
Hose - Upper; (2 1/8" I.D.)		24234	Belt - W.P. & Gen.	379966R1	▲9540HD
Hose - Lower - Eng. To Pipe; (1 5/8" I.D.)		24226	Hose - Upper		●26510
Hose - Lower - Pipe To Rad.; (2" I.D.)		24232	453 Hillside		
181			IH 6-Cyl. 301		
IH BD264			1977-1974		
1966-1963			Belt - Fan	533739R1	TR22495
Belt - Fan & Gen.	274705R1	TR24438	Belt - W.P. & Alt.	403617R1	▲9470HD
IH D282 Diesel			Hose - By Pass		20338
1966-1963			IH 6-Cyl. 301 Diesel		
Belt - Fan & Gen.; W/50 3/4" Belt O.C.	304436R1	▲9505HD	1977-1974		
Belt - Fan & Gen.; W/52 1/4" Belt O.C.	312515R1	▲9525HD	Hose - By Pass		
203			20338		
IH 4-Cyl. 153			IH 6-Cyl. 360 Diesel		
1971-1963			1977-1974		
Belt - Fan & Gen.	151529R1	7440	Belt - W.P. & Alt.		
Hose - Upper		☞21794	532746R1		
		or ●26507	TR22648		
205			503		
IH 6-Cyl. 221			IH D301 Diesel		
1972-1967			1969-1962		
Belt - W.P. & Gen.	403617R1	▲9470HD	Belt - Gen.	379966R1	▲9540HD
303			Belt - W.P. & Gen.	379966R1	▲9540HD
IH BD220			Hose - Upper		●26510
1968-1965			IH 6-Cyl. 282		
Belt - Fan & Gen.	274705R1	TR24438	1969-1962		
Hose - Upper		☞20611	Belt - Gen.		
Hose - Lower		●26509	170780R1		
IH 6-Cyl. 221			▲9470HD		
1968-1965			Hose - Upper		
Belt - Fan & Gen.	170780R1	▲9470HD	●26510		
315			Hose - Lower		
IH 6-Cyl. 221			●26509		
1970-1967			615		
Belt - W.P. & Gen.	403617R1	▲9470HD	IH 6-Cyl. 263		
Hose - Upper		●26522	1975-1971		
402			Belt - A.C.		
IH D282 Diesel			936331R1		
1971-1966			Belt - W.P. & Alt.; W/47 1/4" Belt O.C.		
Belt - W.P. & Alt.	379966R1	▲9540HD	403617R1		
Hose - By Pass; (5/8" I.D.)		28441	Belt - W.P. & Alt.; W/47 3/4" Belt O.C.		
			Hose - Upper; Early		
			Hose - Upper; Late		
			Hose - Lower		
			Hose - By Pass		
			20338		
			715		
			IH 6-Cyl. 301		
			1979-1973		
			Belt - A.C.		
			936331R1		
			Belt - Alt. & W.P.		
			533824R91		
			Belt - Fan; W/50 1/4" Belt O.C.		
			533739R1		
			Belt - Fan; W/54 5/8" Belt O.C.		
			533824R91		
			Belt - Shaker Shaft Drive; W/Std. Drive		
			564494R2		
			Belt - Tailings Delivery Auger		
			627297R1		
			Belt - Unloader Drive; W/Std. Drive		
			559064R1		
			Belt - Unloader J.S. & Knife Drive		
			178019C1		
			1972		
			Belt - A.C.		
			936331R1		
			Belt - Alt. & W.P.		
			533824R91		
			▲9580HD		
			②7541		
			TR22495		
			②7541		
			C110		
			6942		
			C144		
			C99		
			▲9580HD		
			②7541		

▲ Standard Belt May Also Be Available.
● Vulco-Flex® Coolant Hose.

☞ Cut to Fit.
② Two Required.

Belts and Coolant Hose for Combines

Application	Mfr. No.	Part No.
INTERNATIONAL HARVESTER - Continued		
715 - Continued		
IH 6-Cyl. 301 - Continued		
1972 - Continued		
Belt - Fan; W/50 1/4" Belt O.C.	533739R1	TR22495
Belt - Fan; W/54 5/8" Belt O.C.	533824R91	7541
Belt - Shaker Shaft Drive; W/Std. Drive	564494R2	C110
Belt - Tailings Delivery Auger	627297R1	6942
Belt - Unloader Drive; W/Std. Drive	559064R1	C144
Belt - Unloader J.S. & Knife Drive	178019C1	C99
1971		
Belt - A.C.	936331R1	▲9580HD
Belt - Alt. & W.P.	403617R1	▲9470HD
Belt - Fan; W/50 1/4" Belt O.C.	533739R1	TR22495
Belt - Fan; W/54 5/8" Belt O.C.	533824R91	7541
Belt - Shaker Shaft Drive; W/Std. Drive	564494R2	C110
Belt - Tailings Delivery Auger	627297R1	6942
Belt - Unloader Drive; W/Std. Drive	559064R1	C144
Belt - Unloader J.S. & Knife Drive	178019C1	C99
IH 6-Cyl. 301 Diesel		
1979		
Belt - A.C.	936331R1	▲9580HD
Belt - Alt. & W.P.	394013R1	▲9530HD
Belt - Fan; W/50 1/4" Belt O.C.	533739R1	TR22495
Belt - Fan; W/54 5/8" Belt O.C.	533824R91	②7541
Belt - Fan; W.P. & Alt.	395539R1	▲9630HD
Belt - Shaker Shaft Drive; W/Std. Drive	564494R2	C110
Belt - Tailings Delivery Auger	627297R1	6942
Belt - Unloader Drive; W/Std. Drive	559064R1	C144
Belt - Unloader J.S. & Knife Drive	178019C1	C99
Hose - By Pass; (3/4" I.D.)		28442
815		
IH 6-Cyl. 345 Diesel		
1978-1975		
Belt - A.C.	65337C2	▲9375HD
Belt - Fan	164999C92	②TR30537
Belt - Fan, Alt. & W.P.	402253R91	②▲9680HD
Belt - Gov.	532031R2	7525
Belt - Knife Drive	178019C1	C99
Belt - Shaker Shaft Drive; W/265 R.P.M. ...	564494R2	C110
Belt - Shaker Shaft Drive; W/280 R.P.M. ...	632702R1	C108
Belt - Straw Spreader	196370C1	B210
Belt - Unloader J.S.	160173C1	C93
Hose - Upper		●26511
Hose - By Pass		✂20573
IH 6-Cyl. 407 Diesel		
1981-1974		
Belt - A.C.	65337C2	▲9375HD
Belt - Fan	164999C92	②TR30537
Belt - Fan, Alt. & W.P.	402253R91	②▲9680HD
Belt - Gov.	532031R2	7525
Belt - Knife Drive	178019C1	C99
Belt - Shaker Shaft Drive; W/265 R.P.M. ...	564494R2	C110
Belt - Shaker Shaft Drive; W/280 R.P.M. ...	632702R1	C108
Belt - Straw Spreader	196370C1	B210
Belt - Unloader J.S.	160173C1	C93
Hose - Upper		●26511
Hose - By Pass		✂20573
1973-1972		
Belt - Fan	164999C92	②TR30537
Belt - Fan, W.P. & Gen.	528419R91	②TR22664
Belt - Platform J.S. Drive	150816C1	D162
Belt - Shaker Shaft Drive; W/265 R.P.M. ...	564494R2	C110
Belt - Shaker Shaft Drive; W/280 R.P.M. ...	632702R1	C108
Belt - Straw Spreader	161821C1	B210
Belt - Unloader J.S.	160173C1	C93
Hose - Upper		●26511
Hose - By Pass		✂20573
1971-1968		
Belt - Fan	164999C92	②TR30537

Application	Mfr. No.	Part No.
INTERNATIONAL HARVESTER - Continued		
815 - Continued		
IH 6-Cyl. 407 Diesel - Continued		
1971-1968 - Continued		
Belt - Fan, W.P. & Gen.	528419R91	②TR22664
Belt - Platform J.S. Drive	150816C1	D162
Belt - Rotary Air Screen Drive; W/85" Belt O.C.	168725C1	A83
Belt - Shaker Shaft Drive; W/265 R.P.M. ...	564494R2	C110
Belt - Shaker Shaft Drive; W/280 R.P.M. ...	632702R1	C108
Belt - Unloader J.S.	160173C1	C93
Hose - Upper		●26511
Hose - By Pass		✂20573
IH 6-Cyl. 414 Diesel		
1981-1974		
Belt - A.C.	65337C2	▲9375HD
Belt - Fan	164999C92	②TR30537
Belt - Fan, Alt. & W.P.	402253R91	②▲9680HD
Belt - Gov.	532031R2	7525
Belt - Knife Drive	178019C1	C99
Belt - Shaker Shaft Drive; W/265 R.P.M. ...	564494R2	C110
Belt - Shaker Shaft Drive; W/280 R.P.M. ...	632702R1	C108
Belt - Straw Spreader	196370C1	B210
Belt - Unloader J.S.	160173C1	C93
Hose - Upper		●26511
1973-1972		
Belt - Fan	164999C92	②TR30537
Belt - Platform J.S. Drive	150816C1	D162
Belt - Shaker Shaft Drive; W/265 R.P.M. ...	564494R2	C110
Belt - Shaker Shaft Drive; W/280 R.P.M. ...	632702R1	C108
Belt - Straw Spreader	161821C1	B210
Belt - Unloader J.S.	160173C1	C93
Hose - Upper		●26511
1971-1968		
Belt - Fan	164999C92	②TR30537
Belt - Platform J.S. Drive	150816C1	D162
Belt - Rotary Air Screen Drive; W/85" Belt O.C.	168725C1	A83
Belt - Shaker Shaft Drive; W/265 R.P.M. ...	564494R2	C110
Belt - Shaker Shaft Drive; W/280 R.P.M. ...	632702R1	C108
Belt - Straw Spreader	161821C1	B210
Belt - Unloader J.S.	160173C1	C93
Hose - Upper		●26511
IH V-8 345		
1981-1974		
Belt - A.C.	167031C1	▲9510HD
Belt - Fan	164999C92	②TR30537
Belt - Fan, Alt. & W.P.	402253R91	②▲9680HD
Belt - Gov.	532031R2	7525
Belt - Knife Drive	178019C1	C99
Belt - Rotary Air Screen Drive	700709489	A76
Belt - Separator Drive	166598C2	B199
Belt - Shaker Shaft Drive; W/265 R.P.M. ...	564494R2	C110
Belt - Shaker Shaft Drive; W/280 R.P.M. ...	632702R1	C108
Belt - Straw Spreader	196370C1	B210
Belt - Unloader J.S.	160173C1	C93
Hose - Upper		●26517
Hose - Lower		●26524
1973-1972		
Belt - Fan	164999C92	②TR30537
Belt - Platform J.S. Drive	150816C1	D162
Belt - Rotary Air Screen Drive	700709489	A76
Belt - Separator Drive	166598C2	B199
Belt - Shaker Shaft Drive; W/265 R.P.M. ...	564494R2	C110
Belt - Shaker Shaft Drive; W/280 R.P.M. ...	632702R1	C108
Belt - Straw Spreader	161821C1	B210
Belt - Unloader J.S.	160173C1	C93
Hose - Upper		●26517
Hose - Lower		●26524

▲ Standard Belt May Also Be Available.
● Vulco-Flex® Coolant Hose.

② Two Required.
✂ Cut to Fit.

Belts and Coolant Hose for Combines

Application	Mfr. No.	Part No.	Application	Mfr. No.	Part No.
INTERNATIONAL HARVESTER - Continued			INTERNATIONAL HARVESTER - Continued		
815 - Continued			915 - Continued		
IH V-8 345 - Continued			IH 6-Cyl. 414 Diesel - Continued		
1971-1968			1981-1974 - Continued		
Belt - Fan	164999C92	②TR30537	Belt - Fan, Alt. & W.P.; W/A.C.	402253R91	②▲9680HD
Belt - Platform J.S. Drive	150816C1	D162	Belt - Gov.	532031R2	7525
Belt - Rotary Air Screen Drive	38331K	A75	Belt - Knife Drive	178019C1	C99
Belt - Separator Drive	166598C2	B199	Belt - Rotary Air Screen Drive	700709489	A76
Belt - Shaker Shaft Drive; W/265 R.P.M. ..	564494R2	C110	Belt - Shaker Shaft Drive; W/265 R.P.M. ..	564494R2	C110
Belt - Shaker Shaft Drive; W/280 R.P.M. ..	632702R1	C108	Belt - Shaker Shaft Drive; W/280 R.P.M. ..	632702R1	C108
Belt - Unloader J.S.	160173C1	C93	Belt - Unloader J.S.	160173C1	C93
Hose - Upper		●26517	Hose - Upper		●26511
Hose - Lower		●26524			
915			1973-1972		
IH 6-Cyl. 345 Diesel			Belt - A.C.		
1978-1974			Belt - Fan	164999C92	②TR30537
Belt - A.C.	65337C2	▲9375HD	Belt - Fan, Alt. & W.P.; W/A.C.	402253R91	②▲9680HD
Belt - Fan	164999C92	②TR30537	Belt - Gov.	532031R2	7525
Belt - Fan, Alt. & W.P.; W/A.C.	402253R91	②▲9680HD	Belt - Knife Drive	178019C1	C99
Belt - Gov.	532031R2	7525	Belt - Rotary Air Screen Drive	700709489	A76
Belt - Knife Drive	178019C1	C99	Belt - Shaker Shaft Drive; W/265 R.P.M. ..	564494R2	C110
Belt - Rotary Air Screen Drive	700709489	A76	Belt - Shaker Shaft Drive; W/280 R.P.M. ..	632702R1	C108
Belt - Shaker Shaft Drive; W/265 R.P.M. ..	564494R2	C110	Belt - Unloader J.S.	160173C1	C93
Belt - Shaker Shaft Drive; W/280 R.P.M. ..	632702R1	C108			
Belt - Unloader J.S.	160173C1	C93	IH 6-Cyl. 407 Diesel		
			1981-1974		
IH 6-Cyl. 407 Diesel			Belt - A.C.	65337C2	▲9375HD
1981-1974			Belt - Fan	164999C92	②TR30537
Belt - A.C.	65337C2	▲9375HD	Belt - Fan, Alt. & W.P.; W/A.C.	402253R91	②▲9680HD
Belt - Fan	164999C92	②TR30537	Belt - Gov.	532031R2	7525
Belt - Fan, Alt. & W.P.; W/A.C.	402253R91	②▲9680HD	Belt - Knife Drive	178019C1	C99
Belt - Gov.	532031R2	7525	Belt - Rotary Air Screen Drive	700709489	A76
Belt - Knife Drive	178019C1	C99	Belt - Shaker Shaft Drive; W/265 R.P.M. ..	564494R2	C110
Belt - Rotary Air Screen Drive	700709489	A76	Belt - Shaker Shaft Drive; W/280 R.P.M. ..	632702R1	C108
Belt - Shaker Shaft Drive; W/265 R.P.M. ..	564494R2	C110	Belt - Unloader J.S.	160173C1	C93
Belt - Shaker Shaft Drive; W/280 R.P.M. ..	632702R1	C108	Hose - Upper		●26511
Belt - Unloader J.S.	160173C1	C93	Hose - By Pass		✂20573
Hose - Upper		●26511	1973-1972		
Hose - By Pass		✂20573	Belt - A.C.	65337C2	▲9375HD
			Belt - Fan	164999C92	②TR30537
1973-1972			Belt - Fan, Alt. & W.P.; W/A.C.	402253R91	②▲9680HD
Belt - A.C.	65337C2	▲9375HD	Belt - Fan, W.P. & Gen.	528419R91	②TR22664
Belt - Fan	164999C92	②TR30537	Belt - Rotary Air Screen Drive	700709489	A76
Belt - Fan, Alt. & W.P.; W/A.C.	402253R91	②▲9680HD	Belt - Shaker Shaft Drive; W/265 R.P.M. ..	564494R2	C110
Belt - Fan, W.P. & Gen.	528419R91	②TR22664	Belt - Shaker Shaft Drive; W/280 R.P.M. ..	632702R1	C108
Belt - Rotary Air Screen Drive	700709489	A76	Belt - Unloader J.S.	160173C1	C93
Belt - Shaker Shaft Drive; W/265 R.P.M. ..	564494R2	C110	Hose - Upper		●26511
Belt - Shaker Shaft Drive; W/280 R.P.M. ..	632702R1	C108	Hose - By Pass		✂20573
Belt - Unloader J.S.	160173C1	C93	1971-1969		
Hose - Upper		●26511	Belt - A.C.	65337C2	▲9375HD
Hose - By Pass		✂20573	Belt - Fan	164999C92	②TR30537
			Belt - Fan, Alt. & W.P.; W/A.C.	402253R91	②▲9680HD
1971-1969			Belt - Fan, W.P. & Gen.	528419R91	②TR22664
Belt - A.C.	65337C2	▲9375HD	Belt - Rotary Air Screen Drive; W/77" Belt		
Belt - Fan	164999C92	②TR30537	O.C.	38331K	A75
Belt - Fan, Alt. & W.P.; W/A.C.	402253R91	②▲9680HD	Belt - Rotary Air Screen Drive; W/85" Belt		
Belt - Fan, W.P. & Gen.	528419R91	②TR22664	O.C.	168725C1	A83
Belt - Rotary Air Screen Drive	700709489	A76	Belt - Shaker Shaft Drive; W/265 R.P.M. ..	564494R2	C110
Belt - Shaker Shaft Drive; W/265 R.P.M. ..	564494R2	C110	Belt - Shaker Shaft Drive; W/280 R.P.M. ..	632702R1	C108
Belt - Shaker Shaft Drive; W/280 R.P.M. ..	632702R1	C108	Belt - Straw Spreader	161821C1	B210
Belt - Unloader J.S.	160173C1	C93	Belt - Unloader J.S.	160173C1	C93
Hose - Upper		●26511	Hose - Upper		●26511
Hose - By Pass		✂20573	Hose - Lower - Eng. To Pipe; (2" I.D.)		24232
			Hose - Lower - Pipe To Rad.		✂20206
IH 6-Cyl. 414 Diesel			1420		
1981-1974			IH 6-Cyl. 358 Diesel		
Belt - A.C.	65337C2	▲9375HD	1986-1981		
Belt - Fan	164999C92	②TR30537	Belt - A.C.	280210C2	▲9540HD
Belt - Fan, Alt. & W.P.; W/A.C.	402253R91	②▲9680HD	Belt - Aux. Pump	191288C2	C92
Belt - Fan, W.P. & Gen.	528419R91	②TR22664	Belt - Fan, Alt. & W.P.	130724C91	②▲9700HD
Belt - Rotary Air Screen Drive; W/77" Belt			Belt - Feeder	186377C1	C128
O.C.	38331K	A75	Belt - Feeder J.S.	197412C1	C128
Belt - Rotary Air Screen Drive; W/85" Belt			Belt - Tailings Elevator	674965R1	C101
O.C.	168725C1	A83	Hose - Upper		✂20046
Belt - Shaker Shaft Drive; W/265 R.P.M. ..	564494R2	C110	Hose - Lower - Eng. To Pipe; (2" I.D.)		24232
Belt - Shaker Shaft Drive; W/280 R.P.M. ..	632702R1	C108	Hose - Lower - Pipe To Rad.		✂20206
Belt - Straw Spreader	161821C1	B210	1440; 1460		
Belt - Unloader J.S.	160173C1	C93	IH 6-Cyl. 436 Diesel		
Hose - Upper		●26511	1986-1977		
Hose - By Pass		✂20573	Belt - A.C.	874097C1	▲9395HD
			Belt - Aux. Pump	191288C2	C92
IH 6-Cyl. 414 Diesel			Belt - Cleaner Fan J.S.	191305C1	C108
1981-1974			Belt - Fan, Alt. & W.P.	537072R91	②TR22648
Belt - A.C.	65337C2	▲9375HD	Belt - Hyd. Reel Drive; W/47" Feeder; W/O		
Belt - Fan	164999C92	②TR30537	Rock Trap	197411C1	C128
Belt - Fan, Alt. & W.P.; W/A.C.	402253R91	②▲9680HD	Belt - Hyd. Reel Drive; W/54 1/2" Feeder;		
Belt - Fan, W.P. & Gen.	528419R91	②TR22664	W/O Rock Trap	197414C2	C144
Belt - Rotary Air Screen Drive; W/77" Belt			Belt - J.S.; W/Slow Speed Fan	610521R1	B71
O.C.	38331K	A75	Belt - Unloader J.S.	191290C1	C130
Belt - Rotary Air Screen Drive; W/85" Belt			1480		
O.C.	168725C1	A83	IH DT466 Diesel		
Belt - Shaker Shaft Drive; W/265 R.P.M. ..	564494R2	C110	1986-1978		
Belt - Shaker Shaft Drive; W/280 R.P.M. ..	632702R1	C108	Belt - A.C.	874097C1	▲9395HD
Belt - Straw Spreader	161821C1	B210	Belt - Aux. Pump	191288C2	C92
Belt - Unloader J.S.	160173C1	C93	Belt - Fan J.S.; W/Std. Speed	188213C1	C124
Hose - Upper		●26511			
Hose - By Pass		✂20573			

② Two Required.
▲ Standard Belt May Also Be Available.

● Vulco-Flex® Coolant Hose.
✂ Cut to Fit.

Belts and Coolant Hose for Combines

Application	Mfr. No.	Part No.	Application	Mfr. No.	Part No.
INTERNATIONAL HARVESTER - Continued			JOHN DEERE - Continued		
1480 - Continued			55		
IH DT466 Diesel - Continued			Hercules QXD3		
1986-1978 - Continued			1969-1954		
Belt - Hyd. Reel Drive; W/54 1/2" Feeder; W/O Rock Trap	197414C2	C144	Belt - Fan & Alt.	AT23500	②7405
Belt - J.S.; W/Slow Speed Fan	610521R1	B71	Belt - Fan & Gen.; Ser. No. 55-12050 & Before	P40280H	TR28514
JOHN DEERE			Belt - Fan & Gen.; Ser. No. 55-12051 Thru 55-46800	P43532H	TR28565
12A			Belt - Fan & Gen.; Ser. No. 55-46801 Thru 55-57000	T626T	7480
John Deere LUC			Belt - Fan & Gen.; Ser. No. 55-57001 & After	H24268	7330
1955-1954			Hose - Upper - Eng. To Pipe; (2" I.D.)		24232
Belt - Fan	L4264T	TR24308	Hose - Upper - Pipe To Rad.; (2" I.D.)		24232
John Deere LUH			Hose - Lower - Eng. To Pipe; (1 1/2" I.D.)		24224
1955-1954			Hose - Lower - Pipe To Rad.; (1 1/2" I.D.)		24224
Belt - Fan	L4264T	TR24308	Hercules QXD3 Diesel		
25 Pull			1969-1954		
John Deere HA92			Belt - Fan & Alt.	AT23500	②7405
1955-1954			Belt - Fan & Gen.; Ser. No. 55-12050 & Before	P40280H	TR28514
Belt - Fan	T199T	7400	Belt - Fan & Gen.; Ser. No. 55-12051 Thru 55-46800	P43532H	TR28565
Belt - Fan & Gen.	T200T	7340	Belt - Fan & Gen.; Ser. No. 55-46801 Thru 55-57000	T626T	7480
30 Pull			Belt - Fan & Gen.; Ser. No. 55-57001 & After	H30634H	▲9380HD
John Deere HA92			Hose - Upper - Eng. To Pipe; (2" I.D.)		24232
1960-1956			Hose - Upper - Pipe To Rad.; (2" I.D.)		24232
Belt - Fan	T199T	7400	Hose - Lower - Eng. To Pipe; (1 1/2" I.D.)		24224
Belt - Fan & Gen.	T200T	7340	Hose - Lower - Pipe To Rad.; (1 1/2" I.D.)		24224
40SP			95		
John Deere HA115G			John Deere 248D Diesel		
1965-1960			1969-1958		
Belt - Fan; Ser. No. 11919 & Before	T199T	7400	Belt - Fan; Ser. No. 95-20001 Thru 95-35000	H30634H	▲9380HD
Belt - Fan; Ser. No. 11920 & After	T12042T	7410	Belt - Fan; Ser. No. 95-9001 Thru 95-20000	H23725H	TR24400
45SP			Belt - Fan & Alt.		7410
Hercules JX4C3			Belt - Fan & Gen.; Ser. No. 95-9000 & Before	T626T	7480
1969-1954			Belt - Hyd. Pump; Ser. No. 95-35001 & After	H63772	▲9540HD
Belt - Fan & Gen.	P46676	▲9500HD	Belt - P.S.; Ser. No. 95-9000 & Before	P50471H	7450
John Deere HA145			Belt - P.S.; Ser. No. 95-9001 Thru 95-15000	H23725H	TR24400
1969-1954			Belt - W.P.; Ser. No. 95-9001 & After	P50471H	7450
Belt - Fan; Ser. No. 21501 Thru 46000	H24450H	7280	Belt - W.P. & Gen.; Ser. No. 95-9001 Thru 95-35000	T12031T	7470
Belt - Fan & Alt.; Ser. No. 46001 & After ...	AT23500	②7405	John Deere 248G		
Belt - Fan & Gen.; Ser. No. 8432 Thru 21500		7450	1969-1958		
Belt - Gen.; Ser. No. 21501 Thru 46000 ...	T12042	7410	Belt - Fan; Ser. No. 95-20001 Thru 95-35000	H30634H	▲9380HD
Hose - Upper		⊗20065	Belt - Fan; Ser. No. 95-9001 Thru 95-20000	H23725H	TR24400
or ●25526			Belt - Fan & Alt.		7410
Hose - Lower		⊗20065	Belt - Fan & Gen.; Ser. No. 95-9000 & Before	T626T	7480
or ●25526			Belt - Hyd. Pump; Ser. No. 95-35001 & After	H63772	▲9540HD
John Deere HA155			Belt - P.S.; Ser. No. 95-9000 & Before	P50471H	7450
1969-1954			Belt - P.S.; Ser. No. 95-9001 Thru 95-15000	H23725H	TR24400
Belt - Fan; Ser. No. 21501 Thru 46000	H24450H	7280	Belt - W.P. & Gen.; Ser. No. 95-9001 Thru 95-35000	T12031T	7470
Belt - Fan & Alt.; Ser. No. 46001 & After ...	AT23500	②7405	John Deere HG217G		
Belt - Fan & Gen.; Ser. No. 8432 Thru 21500		7450	1969-1961		
Belt - Gen.; Ser. No. 21501 Thru 46000 ...	T12042	7410	Belt - Fan		TR22380
John Deere HB145			Belt - Gov.		②▲9370HD
1969-1954					
Belt - Fan; Ser. No. 21501 Thru 46000	H24450H	7280			
Belt - Fan & Alt.; Ser. No. 46001 & After ...	AT23500	②7405			
Belt - Fan & Gen.; Ser. No. 8432 Thru 21500		7450			
Belt - Gen.; Ser. No. 21501 Thru 46000 ...	T12042	7410			

▲ Standard Belt May Also Be Available.
⊗ Cut to Fit.

② Two Required.
● Vulco-Flex® Coolant Hose.

Belts and Coolant Hose for Combines

Application	Mfr. No.	Part No.	Application	Mfr. No.	Part No.
JOHN DEERE - Continued			JOHN DEERE - Continued		
95 - Continued			3300SP - Continued		
John Deere HG217G - Continued			John Deere 6-Cyl. 219 - Continued		
1969-1961 - Continued			1973-1970 - Continued		
Belt - W.P. & Gen.		7470	Belt - Eng. Fan	H79236	▲9635HD
Hose - Upper; (1 1/2" I.D.)	②	24224	Belt - Eng. Fan Countershaft	H79235	②▲9590HD
Hose - Lower; Ser. No. 60000 & Before	②	<20065	Belt - Shoe Grain Supply Auger	H79285	B136
Hose - Lower; Ser. No. 60001 & After	②	<20433	Belt - Straw Chopper - Front	H20407	C115
	or	●25526	Belt - Straw Spreader	H80159	B110
1960-1958			Hose - Upper		●25526
Belt - Fan		TR22380	Hose - Lower		②<20351
Belt - Gov.	②	▲9370HD	Hose - By Pass; (3/4" I.D.)		28442
Belt - W.P. & Gen.		7470	John Deere 6-Cyl. 219 Diesel		
Hose - Upper; (1 1/2" I.D.)	②	24224	1976-1975		
Hose - Lower; Ser. No. 60001 & After	②	<20433	Belt - A.C.	H86273	▲9510HD
	or	●25526	Belt - Alt. & W.P.	H80897	▲9500HD
Hose - Lower; Ser. No. 60000 & Before	②	<20065	Belt - Clean Grain Elevator	H87648	C106
John Deere 6-Cyl. 303			Belt - Cyl.	AH80500	③B89
1969-1958			Belt - Eng. Fan	H86271	▲9650HD
Belt - Fan & Alt.	AT23500	②7405	Belt - Eng. Fan & Rotary Screen Driveshaft	H86273	▲9510HD
John Deere 6-Cyl. 303 Diesel			Belt - Rotary Deflector	H86039	6870
1969-1958			Belt - Shoe Grain Supply Auger	H79285	B136
Belt - Fan & Alt.	AT23500	②7405	Belt - Straw Chopper - Front	H20407	C115
105SP			Belt - Straw Spreader	H80159	B110
John Deere HA341G			1974		
1969-1961			Belt - A.C.; Ser. No. 100001 Thru 101300 .	H63772	▲9540HD
Belt - Fan & Gen.; Ser. No. 105-4500 & Before	T644T	7460	Belt - Alt. & W.P.	H80897	▲9500HD
Belt - Fan & Gen.; Ser. No. 105-4501 & After	AR32659R	②7555	Belt - Cyl.	AH80500	③B89
Belt - P.S.		TR22397	Belt - Eng. Fan	H86271	▲9650HD
John Deere HA341D Diesel			Belt - Eng. Fan & Rotary Screen Driveshaft	H86273	▲9510HD
1969-1961			Belt - Rotary Deflector	H86039	6870
Belt - Fan; Ser. No. 105-3001 Thru 105-4500	H30634H	▲9380HD	Belt - Shoe Grain Supply Auger	H79285	B136
Belt - Fan; Ser. No. 105-4501 & After	AR32661R	②7560	Belt - Straw Chopper - Front	H20407	C115
Belt - P.S.		TR22397	Belt - Straw Spreader	H80159	B110
3300SP			1973-1971		
John Deere 6-Cyl. 219			Belt - A.C.	H81742	▲9530HD
1976-1975			Belt - Alt. & W.P.	H80897	▲9500HD
Belt - A.C.	H86273	▲9510HD	Belt - Cyl.	AH80500	③B89
Belt - Alt. & W.P.	H80897	▲9500HD	Belt - Eng. Fan	H79236	▲9635HD
Belt - Clean Grain Elevator	H87648	C106	Belt - Eng. Fan & Rotary Screen Driveshaft	H86273	▲9510HD
Belt - Eng. Fan	H86271	▲9650HD	Belt - Eng. Fan Countershaft	H79235	②▲9590HD
Belt - Eng. Fan & Rotary Screen Driveshaft	H86273	▲9510HD	Belt - Shoe Grain Supply Auger	H79285	B136
Belt - Rotary Deflector	H86039	6870	Belt - Straw Chopper - Front	H20407	C115
Belt - Shoe Grain Supply Auger	H79285	B136	Belt - Straw Spreader	H80159	B110
Belt - Straw Chopper - Front	H20407	C115	1970		
Belt - Straw Spreader	H80159	B110	Belt - A.C.	H81742	▲9530HD
Hose - Upper		●25526	Belt - Alt. & W.P.	H80897	▲9500HD
Hose - Lower		②<20351	Belt - Cyl.	AH80500	③B89
Hose - By Pass; (3/4" I.D.)		28442	Belt - Eng. Fan; W/A.C.	H86271	▲9650HD
1974			Belt - Eng. Fan; W/O A.C.	H79236	▲9635HD
Belt - A.C.; Ser. No. 100001 Thru 101300 .	H63772	▲9540HD	Belt - Eng. Fan & Rotary Screen Driveshaft	H86273	▲9510HD
Belt - Alt. & W.P.	H80897	▲9500HD	Belt - Eng. Fan Countershaft	H79235	②▲9590HD
Belt - Eng. Fan	H86271	▲9650HD	Belt - Shoe Grain Supply Auger	H79285	B136
Belt - Eng. Fan & Rotary Screen Driveshaft	H86273	▲9510HD	Belt - Straw Chopper - Front	H20407	C115
Belt - Rotary Deflector	H86039	6870	Belt - Straw Spreader	H80159	B110
Belt - Shoe Grain Supply Auger	H79285	B136	4400SP		
Belt - Straw Chopper - Front	H20407	C115	Chevrolet 6-Cyl. 292		
Belt - Straw Spreader	H80159	B110	1979-1977		
Hose - Upper		●25526	Belt - Alt. & W.P.	H30634	▲9380HD
Hose - Lower		②<20351	Belt - Clean Grain Elevator	H87648	C106
Hose - By Pass; (3/4" I.D.)		28442	Belt - Cyl.	AH80500	③B89
1973-1970			Belt - Eng. Fan; W/A.C.	H94373	▲9660HD
Belt - A.C.	H80896	▲9560HD	Belt - Eng. Fan; W/O A.C.	H86271	▲9650HD
Belt - Alt. & W.P.	H80897	▲9500HD	Belt - Eng. Fan & Rotary Screen Driveshaft	H86275	▲9485HD
			Belt - Platform & Corn Head - Lower	AH87197	③6965
			Belt - Rotary Deflector	H86039	6870
			Belt - Shoe Grain Supply Auger	H79285	B136
			Belt - Straw Chopper - Front	H20407	C115
			Belt - Straw Spreader	H80159	B110
			Hose - Upper		●25526

② Two Required.
 ● Vulco-Flex® Coolant Hose.
 ③ Three Required.

② Cut to Fit.
 ▲ Standard Belt May Also Be Available.

Belts and Coolant Hose for Combines

Application	Mfr. No.	Part No.	Application	Mfr. No.	Part No.
JOHN DEERE - Continued			JOHN DEERE - Continued		
4400SP - Continued			4400SP - Continued		
Chevrolet 6-Cyl. 292 - Continued			John Deere 6-Cyl. 239 Diesel - Continued		
1979-1977 - Continued			1976 - Continued		
Hose - Lower		●26513	Belt - Rotary Deflector	H86039	6870
Hose - By Pass		20563	Belt - Shoe Grain Supply Auger	H79285	B136
1976-1975			Belt - Straw Chopper - Front	H20407	C115
Belt - Alt. & W.P.	H30634	▲9380HD	Belt - Straw Spreader	H80159	B110
Belt - Clean Grain Elevator	H87648	C106	1975		
Belt - Cyl.	AH80500	③B89	Belt - A.C.	H86275	▲9485HD
Belt - Eng. Fan	H86271	▲9650HD	Belt - Alt. & W.P.	H80896	▲9560HD
Belt - Eng. Fan & Rotary Screen Driveshaft	H86275	▲9485HD	Belt - Clean Grain Elevator	H87648	C106
Belt - Platform & Corn Head - Lower	AH87197	③6965	Belt - Cyl.	AH80500	③B89
Belt - Rotary Deflector	H86039	6870	Belt - Eng. Fan	H86271	▲9650HD
Belt - Shoe Grain Supply Auger	H79285	B136	Belt - Eng. Fan & Rotary Screen Driveshaft	H86275	▲9485HD
Belt - Straw Chopper - Front	H20407	C115	Belt - Platform & Corn Head - Lower	AH87197	③6965
Belt - Straw Spreader	H80159	B110	Belt - Rotary Deflector	H86039	6870
Hose - Upper		●25526	Belt - Shoe Grain Supply Auger	H79285	B136
Hose - Lower		●26513	Belt - Straw Chopper - Front	H20407	C115
Hose - By Pass		20563	Belt - Straw Spreader	H80159	B110
1974			1974		
Belt - Alt. & W.P.	H30634	▲9380HD	Belt - Alt. & W.P.	H80896	▲9560HD
Belt - Cyl.	AH80500	③B89	Belt - Cyl.	AH80500	③B89
Belt - Eng. Fan	H86271	▲9650HD	Belt - Eng. Fan	H86271	▲9650HD
Belt - Eng. Fan & Rotary Screen Driveshaft	H86275	▲9485HD	Belt - Eng. Fan & Rotary Screen Driveshaft	H86275	▲9485HD
Belt - Platform & Corn Head - Lower	AH87197	③6965	Belt - Platform & Corn Head - Lower	AH87197	③6965
Belt - Rotary Deflector	H86039	6870	Belt - Rotary Deflector	H86039	6870
Belt - Shoe Grain Supply Auger	H79285	B136	Belt - Shoe Grain Supply Auger	H79285	B136
Belt - Straw Chopper - Front	H20407	C115	Belt - Straw Chopper - Front	H20407	C115
Belt - Straw Spreader	H80159	B110	Belt - Straw Spreader	H80159	B110
Hose - Upper		●25526	1973-1972		
Hose - Lower		●26513	Belt - A.C.	H80896	▲9560HD
Hose - By Pass		20563	Belt - Alt. & W.P.	H80897	▲9500HD
1973-1970			Belt - Cyl.	AH80500	③B89
Belt - A.C.	H80896	▲9560HD	Belt - Eng. Fan	H79236	▲9635HD
Belt - Alt. & W.P.	H30634	▲9380HD	Belt - Eng. Fan & Rotary Screen Driveshaft	H86275	▲9485HD
Belt - Cyl.	AH80500	③B89	Belt - Eng. Fan Countershaft	H79235	▲9590HD
Belt - Eng. Fan	H79236	▲9635HD	Belt - Platform & Corn Head - Lower	AH87197	③6965
Belt - Eng. Fan & Rotary Screen Driveshaft	H86275	▲9485HD	Belt - Shoe Grain Supply Auger	H79285	B136
Belt - Eng. Fan Countershaft	H79235	▲9590HD	Belt - Straw Chopper - Front	H20407	C115
Belt - Platform & Corn Head - Lower	AH87197	③6965	Belt - Straw Spreader	H80159	B110
Belt - Shoe Grain Supply Auger	H79285	B136	1971-1970		
Belt - Straw Chopper - Front	H20407	C115	Belt - A.C.	H80896	▲9560HD
Belt - Straw Spreader	H80159	B110	Belt - Cyl.	AH80500	③B89
Hose - Upper		●25526	Belt - Eng. Fan	H79236	▲9635HD
Hose - Lower		●26513	Belt - Eng. Fan & Rotary Screen Driveshaft	H86275	▲9485HD
Hose - By Pass		20563	Belt - Eng. Fan Countershaft	H79235	▲9590HD
John Deere 6-Cyl. 239 Diesel			Belt - Platform & Corn Head - Lower	AH87197	③6965
1979-1977			Belt - Shoe Grain Supply Auger	H79285	B136
Belt - A.C.	H86275	▲9485HD	Belt - Straw Chopper - Front	H20407	C115
Belt - Alt. & W.P.	H82724	▲9570HD	Belt - Straw Spreader	H80159	B110
Belt - Clean Grain Elevator	H87648	C106	4420		
Belt - Cyl.	AH80500	③B89	John Deere 6-Cyl. 359 Diesel		
Belt - Eng. Fan; W/A.C.	H94373	▲9660HD	1986-1985		
Belt - Eng. Fan; W/O A.C.	H86271	▲9650HD	Belt - A.C.	H86275	▲9485HD
Belt - Eng. Fan & Rotary Screen Driveshaft	H86275	▲9485HD	Belt - Alt. & W.P.	H101813	▲9580HD
Belt - Platform & Corn Head - Lower	AH87197	③6965	Belt - Beater Drive; W/100 Percent Beater Speed	H86039	6870
Belt - Rotary Deflector	H86039	6870	Belt - Beater Drive; W/150 Percent Beater Speed	H101352	AP64
Belt - Shoe Grain Supply Auger	H79285	B136	Belt - Cyl.	AH80500	③B89
Belt - Straw Chopper - Front	H20407	C115	Belt - Eng. Fan; W/A.C.	H94373	▲9660HD
Belt - Straw Spreader	H80159	B110	Belt - Eng. Fan; W/O A.C.	H86271	▲9650HD
1976			Belt - Eng. Fan & Rotary Screen Driveshaft	H86275	▲9485HD
Belt - A.C.	H86275	▲9485HD	Belt - Platform & Corn Head - Lower	AH87197	③6965
Belt - Alt. & W.P.; Ser. No. 202603 & Before	H80896	▲9560HD	Belt - Shoe Grain Supply Auger	H79285	B136
Belt - Alt. & W.P.; Ser. No. 202604 & After	H82724	▲9570HD	Belt - Straw Chopper - Front	H20407	C115
Belt - Clean Grain Elevator	H87648	C106	Belt - Straw Spreader	H80159	B110
Belt - Cyl.	AH80500	③B89	1984		
Belt - Eng. Fan	H86271	▲9650HD	Belt - A.C.	H86275	▲9485HD
Belt - Eng. Fan & Rotary Screen Driveshaft	H86275	▲9485HD			
Belt - Platform & Corn Head - Lower	AH87197	③6965			

● Vulco-Flex® Coolant Hose.
③ Three Required.

▲ Standard Belt May Also Be Available.

Belts and Coolant Hose for Combines

Application	Mfr. No.	Part No.	Application	Mfr. No.	Part No.
JOHN DEERE - Continued			JOHN DEERE - Continued		
4420 - Continued			6600 - Continued		
John Deere 6-Cyl. 359 Diesel - Continued			John Deere 6-Cyl. 329 - Continued		
1984 - Continued			1978 - Continued		
Belt - Alt. & W.P.	H101813	▲9580HD	Belt - Straw Spreader	H26858	B142
Belt - Beater Drive; W/100 Percent Beater Speed	H86039	6870	Belt - Tailings - Lower Auger	N110085	C128
Belt - Beater Drive; W/150 Percent Beater Speed	H101352	AP64	Belt - U-Joint Loading Auger	H23950	CX120
Belt - Cyl.	AH80500	③B89	Belt - Unloader Auger Countershaft; Exc. Sidehill	H76150	C60
Belt - Eng. Fan; W/A.C.	H94373	▲9660HD	Belt - Unloader Auger Countershaft; Ser. No. 305672 & Before; Sidehill	H76150	C60
Belt - Eng. Fan; W/O A.C.	H86271	▲9650HD	Hose - Upper	●26511	24224
Belt - Eng. Fan & Rotary Screen Driveshaft	H86275	▲9485HD	Hose - By Pass; (1 1/2" I.D.)		
Belt - Platform & Corn Head - Lower	AH87197	6965	1977-1975		
Belt - Shoe Grain Supply Auger	H79285	B136	Belt - Charge Pump; W/Hydro. Drive	T199T	7400
Belt - Straw Chopper - Front	H20407	C115	Belt - Clean Grain Elevator	H77766	C152
Belt - Straw Spreader	H80159	B110	Belt - Clean Grain Elevator Countershaft ..	H27433	C90
1983-1982			Belt - Cyl.; W/280-845 R.P.M.	AH80505	③69100
Belt - A.C.	H86275	▲9485HD	Belt - Cyl.; W/407-1228 R.P.M.	AH80503	③B102
Belt - Alt. & W.P.	H101813	▲9580HD	Belt - Eng. Fan	H86272	▲9670HD
Belt - Beater Drive; W/100 Percent Beater Speed	H86039	6870	Belt - Eng. Fan Countershaft	H79235	▲9590HD
Belt - Beater Drive; W/150 Percent Beater Speed	H101352	AP64	Belt - Feeder Conveyor; W/Regular Feeder House	H77766	C152
Belt - Cyl.	AH80500	③B89	Belt - Platform & Corn Head - Lower; Sidehill	AH89436	③C83
Belt - Eng. Fan; W/A.C.	H94373	▲9660HD	Belt - Propulsion - Upper	AH21301	②D100
Belt - Eng. Fan; W/O A.C.	H86271	▲9650HD	Belt - Rotary Deflector	H86039	6870
Belt - Eng. Fan & Rotary Screen Driveshaft	H86275	▲9485HD	Belt - Straw Chopper - Rear	H79789	C225
Belt - Platform & Corn Head - Lower	AH87197	③6965	Belt - Straw Spreader	H26858	B142
Belt - Shoe Grain Supply Auger	H79285	B136	Belt - Tailings - Lower Auger	N110085	C128
Belt - Straw Chopper - Front	H20407	C115	Belt - U-Joint Loading Auger	H23950	CX120
Belt - Straw Spreader	H80159	B110	Belt - Unloader Auger Countershaft	H76150	C60
1981-1980			Belt - Upper	●26511	24224
Belt - A.C.	H86275	▲9485HD	Hose - By Pass; (1 1/2" I.D.)		
Belt - Alt. & W.P.	H82724	②▲9570HD	1974		
Belt - Beater Drive; W/100 Percent Beater Speed	H86039	6870	Belt - Alt. & W.P.	H80896	▲9560HD
Belt - Beater Drive; W/150 Percent Beater Speed	H101352	AP64	Belt - Charge Pump; W/Hydro. Drive	T199T	7400
Belt - Cyl.	AH80500	③B89	Belt - Clean Grain Elevator	H77766	C152
Belt - Eng. Fan; W/A.C.	H94373	▲9660HD	Belt - Clean Grain Elevator Countershaft ..	H27433	C90
Belt - Eng. Fan; W/O A.C.	H86271	▲9650HD	Belt - Cyl.; W/280-845 R.P.M.	AH80505	③69100
Belt - Eng. Fan & Rotary Screen Driveshaft	H86275	▲9485HD	Belt - Cyl.; W/407-1228 R.P.M.	AH80503	③B102
Belt - Platform & Corn Head - Lower	AH87197	③6965	Belt - Eng. Fan	H86272	▲9670HD
Belt - Shoe Grain Supply Auger	H79285	B136	Belt - Eng. Fan & Rotary Screen Driveshaft ..	H86274	▲9465HD
Belt - Straw Chopper - Front	H20407	C115	Belt - Eng. Fan Countershaft	H79235	▲9590HD
Belt - Straw Spreader	H80159	B110	Belt - Feeder Conveyor; W/Regular Feeder House	H77766	C152
4435			Belt - Platform & Corn Head - Lower; Sidehill	AH89436	③C83
John Deere 6-Cyl. 359 Diesel			Belt - Propulsion - Upper	AH21301	②D100
1989			Belt - Rotary Deflector	H86039	6870
Belt - W.P.	AR72036	②▲9590HD	Belt - Straw Chopper - Rear	H79789	C225
6600			Belt - Straw Spreader	H26858	B142
John Deere 6-Cyl. 329			Belt - Tailings - Lower Auger	N110085	C128
1978			Belt - U-Joint Loading Auger	H23950	CX120
Belt - Charge Pump; W/Hydro. Drive	T199T	7400	Belt - Unloader Auger Countershaft	H76150	C60
Belt - Clean Grain Elevator	H77766	C152	Hose - Upper	●26511	24224
Belt - Clean Grain Elevator Countershaft ..	H27433	C90	Hose - By Pass; (1 1/2" I.D.)		
Belt - Cyl.; W/280-845 R.P.M.	AH80505	③69100	1973		
Belt - Cyl.; W/407-1228 R.P.M.	AH80503	③B102	Belt - A.C.	H80896	▲9560HD
Belt - Eng. Fan	H86272	▲9670HD	Belt - Alt. & W.P.; W/50 3/8" Belt O.C.	H80897	▲9500HD
Belt - Eng. Fan Countershaft	H79235	▲9590HD	Belt - Alt. & W.P.; W/56 3/8" Belt O.C.	H80896	▲9560HD
Belt - Feeder Conveyor; W/Regular Feeder House	H77766	C152	Belt - Charge Pump; W/Hydro. Drive	T199T	7400
Belt - Platform & Corn Head - Lower; Sidehill	AH89436	③C83	Belt - Clean Grain Elevator	H77766	C152
Belt - Propulsion - Upper; Exc. Sidehill	AH21301	②D100	Belt - Clean Grain Elevator Countershaft ..	H27433	C90
Belt - Propulsion - Upper; Ser. No. 305672 & Before; Sidehill	AH21301	②D100	Belt - Cyl.; W/280-845 R.P.M.	AH80505	③69100
Belt - Rotary Deflector	H86039	6870	Belt - Cyl.; W/407-1228 R.P.M.	AH80503	③B102
Belt - Straw Chopper - Rear	H79789	C225	Belt - Eng. Fan; W/65 3/8" Belt O.C.	H86271	▲9650HD
			Belt - Eng. Fan; W/67 3/8" Belt O.C.	H86272	▲9670HD
			Belt - Eng. Fan & Rotary Screen Driveshaft ..	H86274	▲9465HD
			Belt - Eng. Fan Countershaft	H79235	▲9590HD
			Belt - Feeder Conveyor; W/Regular Feeder House	H77766	C152

▲ Standard Belt May Also Be Available.
② Two Required.

③ Three Required.
● Vulco-Flex® Coolant Hose.

Belts and Coolant Hose for Combines

Application	Mfr. No.	Part No.	Application	Mfr. No.	Part No.
JOHN DEERE - Continued			JOHN DEERE - Continued		
6600 - Continued			6600 - Continued		
John Deere 6-Cyl. 329 - Continued			John Deere 6-Cyl. 329 - Continued		
1973 - Continued			1970 - Continued		
Belt - Platform & Corn Head - Lower; Sidehill	AH89436	③C83	Belt - Alt. & W.P.; W/50 3/8" Belt O.C.	H80897	▲9500HD
Belt - Propulsion - Upper	AH21301	②D100	Belt - Alt. & W.P.; W/56 3/8" Belt O.C.	H80896	▲9560HD
Belt - Rotary Deflector	H86061	6876	Belt - Charge Pump; W/Hydro. Drive	T12042	7410
Belt - Straw Chopper - Rear	H79789	C225	Belt - Clean Grain Elevator	H77766	C152
Belt - Straw Spreader	H26858	B142	Belt - Clean Grain Elevator Countershaft ..	H27433	C90
Belt - Tailings - Lower Auger	N110085	C128	Belt - Cyl.; W/280-845 R.P.M.	AH80505	③69100
Belt - U-Joint Loading Auger	H23950	CX120	Belt - Cyl.; W/407-1228 R.P.M.	AH80503	③B102
Belt - Unloader Auger Countershaft	H76150	C60	Belt - Eng. Fan; W/65 3/8" Belt O.C.	H86271	▲9650HD
Hose - Upper		●26511	Belt - Eng. Fan; W/67 3/8" Belt O.C.	H86272	▲9670HD
Hose - By Pass; (1 1/2" I.D.)		24224	Belt - Eng. Fan & Rotary Screen Driveshaft	H86274	▲9465HD
			Belt - Eng. Fan Countershaft	H79235	▲9590HD
1972			Belt - Feeder Conveyor; W/Regular Feeder House	H77766	C152
Belt - A.C.	H80896	▲9560HD	Belt - Platform & Corn Head - Lower; Sidehill	AH89436	③C83
Belt - Alt. & W.P.; W/50 3/8" Belt O.C.	H80897	▲9500HD	Belt - Propulsion - Upper	AH21301	②D100
Belt - Alt. & W.P.; W/56 3/8" Belt O.C.	H80896	▲9560HD	Belt - Rotary Deflector; Ser. No. 2252 Thru 105800	H86061	6876
Belt - Charge Pump; Ser. No. 9582 & Before; W/Hydro. Drive	T12042	7410	Belt - Straw Chopper - Rear	H79789	C225
Belt - Charge Pump; Ser. No. 9583 & After; W/Hydro. Drive	T199T	7400	Belt - Straw Spreader	H26858	B142
Belt - Charge Pump; W/Hydro. Drive	T12042	7410	Belt - Tailings - Lower Auger	N110085	C128
Belt - Clean Grain Elevator	H77766	C152	Belt - U-Joint Loading Auger	H23950	CX120
Belt - Clean Grain Elevator Countershaft ..	H27433	C90	Belt - Unloader Auger Countershaft	H76150	C60
Belt - Cyl.; W/280-845 R.P.M.	AH80505	③69100	Hose - Upper		●26511
Belt - Cyl.; W/407-1228 R.P.M.	AH80503	③B102	Hose - By Pass; (1 1/2" I.D.)		24224
Belt - Eng. Fan; W/65 3/8" Belt O.C.	H86271	▲9650HD			
Belt - Eng. Fan; W/67 3/8" Belt O.C.	H86272	▲9670HD	John Deere 6-Cyl. 329 Diesel		
Belt - Eng. Fan & Rotary Screen Driveshaft	H86274	▲9465HD	1978		
Belt - Eng. Fan Countershaft	H79235	▲9590HD	Belt - A.C.	H86275	▲9485HD
Belt - Feeder Conveyor; W/Regular Feeder House	H77766	C152	Belt - Alt. & W.P.	H82724	▲9570HD
Belt - Platform & Corn Head - Lower; Sidehill	AH89436	③C83	Belt - Charge Pump; W/Hydro. Drive	T199T	7400
Belt - Propulsion - Upper	AH21301	②D100	Belt - Clean Grain Elevator	H77766	C152
Belt - Rotary Deflector	H86061	6876	Belt - Clean Grain Elevator Countershaft ..	H27433	C90
Belt - Straw Chopper - Rear	H79789	C225	Belt - Cyl.; W/280-845 R.P.M.	AH80505	③69100
Belt - Straw Spreader	H26858	B142	Belt - Cyl.; W/407-1228 R.P.M.	AH80503	③B102
Belt - Tailings - Lower Auger	N110085	C128	Belt - Eng. Fan	H86272	▲9670HD
Belt - U-Joint Loading Auger	H23950	CX120	Belt - Eng. Fan & Rotary Screen Driveshaft	H86274	▲9465HD
Belt - Unloader Auger Countershaft	H76150	C60	Belt - Feeder Conveyor; W/Regular Feeder House	H77766	C152
Hose - Upper		●26511	Belt - Platform & Corn Head - Lower; Sidehill	AH89436	③C83
Hose - By Pass; (1 1/2" I.D.)		24224	Belt - Propulsion - Upper; Exc. Sidehill	AH21301	②D100
			Belt - Propulsion - Upper; Ser. No. 305672 & Before; Sidehill	AH21301	②D100
1971			Belt - Rotary Deflector	H86039	6870
Belt - A.C.	H80896	▲9560HD	Belt - Straw Chopper - Rear	H79789	C225
Belt - Alt. & W.P.; W/50 3/8" Belt O.C.	H80897	▲9500HD	Belt - Straw Spreader	H26858	B142
Belt - Alt. & W.P.; W/56 3/8" Belt O.C.	H80896	▲9560HD	Belt - Tailings - Lower Auger	N110085	C128
Belt - Charge Pump; W/Hydro. Drive	T12042	7410	Belt - U-Joint Loading Auger	H23950	CX120
Belt - Clean Grain Elevator	H77766	C152	Belt - Unloader Auger Countershaft; Exc. Sidehill	H76150	C60
Belt - Clean Grain Elevator Countershaft ..	H27433	C90	Belt - Unloader Auger Countershaft; Ser. No. 305672 & Before; Sidehill	H76150	C60
Belt - Cyl.; W/280-845 R.P.M.	AH80505	③69100			
Belt - Cyl.; W/407-1228 R.P.M.	AH80503	③B102	1977		
Belt - Eng. Fan; W/65 3/8" Belt O.C.	H86271	▲9650HD	Belt - A.C.	H86275	▲9485HD
Belt - Eng. Fan; W/67 3/8" Belt O.C.	H86272	▲9670HD	Belt - Alt. & W.P.	H82724	▲9570HD
Belt - Eng. Fan & Rotary Screen Driveshaft	H86274	▲9465HD	Belt - Charge Pump; W/Hydro. Drive	T199T	7400
Belt - Eng. Fan Countershaft	H79235	▲9590HD	Belt - Clean Grain Elevator	H77766	C152
Belt - Feeder Conveyor; W/Regular Feeder House	H77766	C152	Belt - Clean Grain Elevator Countershaft ..	H27433	C90
Belt - Platform & Corn Head - Lower; Sidehill	AH89436	③C83	Belt - Cyl.; W/280-845 R.P.M.	AH80505	③69100
Belt - Propulsion - Upper	AH21301	②D100	Belt - Cyl.; W/407-1228 R.P.M.	AH80503	③B102
Belt - Rotary Deflector	H86061	6876	Belt - Eng. Fan	H86272	▲9670HD
Belt - Straw Chopper - Rear	H79789	C225	Belt - Eng. Fan & Rotary Screen Driveshaft	H86274	▲9465HD
Belt - Straw Spreader	H26858	B142	Belt - Feeder Conveyor; W/Regular Feeder House	H77766	C152
Belt - Tailings - Lower Auger	N110085	C128	Belt - Platform & Corn Head - Lower; Sidehill	AH89436	③C83
Belt - U-Joint Loading Auger	H23950	CX120	Belt - Propulsion - Upper	AH21301	②D100
Belt - Unloader Auger Countershaft	H76150	C60	Belt - Rotary Deflector	H86039	6870
Hose - Upper		●26511	Belt - Straw Chopper - Rear	H79789	C225
Hose - By Pass; (1 1/2" I.D.)		24224			
1970					
Belt - A.C.	H80896	▲9560HD			

③ Three Required.
● Vulco-Flex® Coolant Hose.

② Two Required.
▲ Standard Belt May Also Be Available.

Belts and Coolant Hose for Combines

Application	Mfr. No.	Part No.	Application	Mfr. No.	Part No.
JOHN DEERE - Continued			JOHN DEERE - Continued		
6600 - Continued			6600 - Continued		
John Deere 6-Cyl. 329 Diesel - Continued			John Deere 6-Cyl. 329 Diesel - Continued		
1977 - Continued			1973		
Belt - Straw Spreader	H26858	B142	Belt - A.C.	H86275	▲9485HD
Belt - Tailings - Lower Auger	N110085	C128	Belt - Alt. & W.P.	H80896	▲9560HD
Belt - U-Joint Loading Auger	H23950	CX120	Belt - Charge Pump; W/Hydro. Drive	T199T	7400
Belt - Unloader Auger Countershaft	H76150	C60	Belt - Clean Grain Elevator	H77766	C152
1976			Belt - Clean Grain Elevator Countershaft ..	H27433	C90
Belt - A.C.	H86275	▲9485HD	Belt - Cyl.; W/280-845 R.P.M.	AH80505	③69100
Belt - Alt. & W.P.; Ser. No. 208510 & Before	H80896	▲9560HD	Belt - Cyl.; W/407-1228 R.P.M.	AH80503	③B102
Belt - Alt. & W.P.; Ser. No. 208511 & After	H82724	▲9570HD	Belt - Eng. Fan; W/65 3/8" Belt O.C.	H86271	▲9650HD
Belt - Charge Pump; W/Hydro. Drive	T199T	7400	Belt - Eng. Fan; W/67 3/8" Belt O.C.	H86272	▲9670HD
Belt - Clean Grain Elevator	H77766	C152	Belt - Eng. Fan & Rotary Screen Driveshaft ..	H86274	▲9465HD
Belt - Clean Grain Elevator Countershaft ..	H27433	C90	Belt - Feeder Conveyor; W/Regular Feeder House	H77766	C152
Belt - Cyl.; W/280-845 R.P.M.	AH80505	③69100	Belt - Platform & Corn Head - Lower; Sidehill	AH89436	③C83
Belt - Cyl.; W/407-1228 R.P.M.	AH80503	③B102	Belt - Propulsion - Upper	AH21301	②D100
Belt - Eng. Fan	H86272	▲9670HD	Belt - Rotary Deflector	H86061	6876
Belt - Eng. Fan & Rotary Screen Driveshaft ..	H86274	▲9465HD	Belt - Rotary Deflector	H86061	6876
Belt - Feeder Conveyor; W/Regular Feeder House	H77766	C152	Belt - Straw Chopper - Rear	H79789	C225
Belt - Platform & Corn Head - Lower; Sidehill	AH89436	③C83	Belt - Straw Spreader	H26858	B142
Belt - Propulsion - Upper	AH21301	②D100	Belt - Tailings - Lower Auger	N110085	C128
Belt - Rotary Deflector	H86039	6870	Belt - U-Joint Loading Auger	H23950	CX120
Belt - Rotary Deflector	H86039	6870	Belt - Unloader Auger Countershaft	H76150	C60
Belt - Straw Chopper - Rear	H79789	C225	1972		
Belt - Straw Spreader	H26858	B142	Belt - A.C.	H86275	▲9485HD
Belt - Tailings - Lower Auger	N110085	C128	Belt - Alt. & W.P.	H80896	▲9560HD
Belt - U-Joint Loading Auger	H23950	CX120	Belt - Charge Pump; Ser. No. 9582 & Before; W/Hydro. Drive	T12042	7410
Belt - Unloader Auger Countershaft	H76150	C60	Belt - Charge Pump; Ser. No. 9583 & After; W/Hydro. Drive	T199T	7400
1975			Belt - Clean Grain Elevator	H77766	C152
Belt - A.C.	H86275	▲9485HD	Belt - Clean Grain Elevator Countershaft ..	H27433	C90
Belt - Alt. & W.P.	H80896	▲9560HD	Belt - Cyl.; W/280-845 R.P.M.	AH80505	③69100
Belt - Charge Pump; W/Hydro. Drive	T199T	7400	Belt - Cyl.; W/407-1228 R.P.M.	AH80503	③B102
Belt - Clean Grain Elevator	H77766	C152	Belt - Eng. Fan; W/65 3/8" Belt O.C.	H86271	▲9650HD
Belt - Clean Grain Elevator Countershaft ..	H27433	C90	Belt - Eng. Fan; W/67 3/8" Belt O.C.	H86272	▲9670HD
Belt - Cyl.; W/280-845 R.P.M.	AH80505	③69100	Belt - Eng. Fan & Rotary Screen Driveshaft ..	H86274	▲9465HD
Belt - Cyl.; W/407-1228 R.P.M.	AH80503	③B102	Belt - Feeder Conveyor; W/Regular Feeder House	H77766	C152
Belt - Eng. Fan	H86272	▲9670HD	Belt - Platform & Corn Head - Lower; Sidehill	AH89436	③C83
Belt - Eng. Fan & Rotary Screen Driveshaft ..	H86274	▲9465HD	Belt - Propulsion - Upper	AH21301	②D100
Belt - Feeder Conveyor; W/Regular Feeder House	H77766	C152	Belt - Rotary Deflector	H86061	6876
Belt - Platform & Corn Head - Lower; Sidehill	AH89436	③C83	Belt - Rotary Deflector	H86061	6876
Belt - Propulsion - Upper	AH21301	②D100	Belt - Straw Chopper - Rear	H79789	C225
Belt - Rotary Deflector	H86039	6870	Belt - Straw Spreader	H26858	B142
Belt - Rotary Deflector	H86039	6870	Belt - Tailings - Lower Auger	N110085	C128
Belt - Straw Chopper - Rear	H79789	C225	Belt - U-Joint Loading Auger	H23950	CX120
Belt - Straw Spreader	H26858	B142	Belt - Unloader Auger Countershaft	H76150	C60
Belt - Tailings - Lower Auger	N110085	C128	1971		
Belt - U-Joint Loading Auger	H23950	CX120	Belt - A.C.	H86275	▲9485HD
Belt - Unloader Auger Countershaft	H76150	C60	Belt - Alt. & W.P.	H80896	▲9560HD
1974			Belt - Charge Pump; W/Hydro. Drive	T12042	7410
Belt - Alt. & W.P.	H80896	▲9560HD	Belt - Clean Grain Elevator	H77766	C152
Belt - Charge Pump; W/Hydro. Drive	T199T	7400	Belt - Clean Grain Elevator Countershaft ..	H27433	C90
Belt - Clean Grain Elevator	H77766	C152	Belt - Cyl.; W/280-845 R.P.M.	AH80505	③69100
Belt - Clean Grain Elevator Countershaft ..	H27433	C90	Belt - Cyl.; W/407-1228 R.P.M.	AH80503	③B102
Belt - Cyl.; W/280-845 R.P.M.	AH80505	③69100	Belt - Eng. Fan; W/65 3/8" Belt O.C.	H86271	▲9650HD
Belt - Cyl.; W/407-1228 R.P.M.	AH80503	③B102	Belt - Eng. Fan; W/67 3/8" Belt O.C.	H86272	▲9670HD
Belt - Eng. Fan	H86272	▲9670HD	Belt - Eng. Fan & Rotary Screen Driveshaft ..	H86274	▲9465HD
Belt - Eng. Fan & Rotary Screen Driveshaft ..	H86274	▲9465HD	Belt - Feeder Conveyor; W/Regular Feeder House	H77766	C152
Belt - Feeder Conveyor; W/Regular Feeder House	H77766	C152	Belt - Platform & Corn Head - Lower; Sidehill	AH89436	③C83
Belt - Platform & Corn Head - Lower; Sidehill	AH89436	③C83	Belt - Propulsion - Upper	AH21301	②D100
Belt - Propulsion - Upper	AH21301	②D100	Belt - Rotary Deflector	H86061	6876
Belt - Rotary Deflector	H86039	6870	Belt - Rotary Deflector	H86061	6876
Belt - Rotary Deflector	H86039	6870	Belt - Straw Chopper - Rear	H79789	C225
Belt - Straw Chopper - Rear	H79789	C225	Belt - Straw Spreader	H26858	B142
Belt - Straw Spreader	H26858	B142	Belt - Tailings - Lower Auger	N110085	C128
Belt - Tailings - Lower Auger	N110085	C128	Belt - U-Joint Loading Auger	H23950	CX120
Belt - U-Joint Loading Auger	H23950	CX120	Belt - Unloader Auger Countershaft	H76150	C60
Belt - Unloader Auger Countershaft	H76150	C60			

▲ Standard Belt May Also Be Available.
② Two Required.

③ Three Required.

Agricultural Equipment

Belts and Coolant Hose for Combines

Application	Mfr. No.	Part No.	Application	Mfr. No.	Part No.
JOHN DEERE - Continued			JOHN DEERE - Continued		
6600 - Continued			6600 - Continued		
John Deere 6-Cyl. 329 Diesel - Continued			John Deere 6-Cyl. 404 Diesel - Continued		
1970			1977-1974 - Continued		
Belt - A.C.	H86275	♣9485HD	Belt - Alt. & W.P.	H85377	♣9610HD
Belt - Alt. & W.P.	H80896	♣9560HD	Belt - Charge Pump; W/Hydro. Drive	T199T	7400
Belt - Charge Pump; W/Hydro. Drive	T12042	7410	Belt - Clean Grain Elevator	H77766	C152
Belt - Clean Grain Elevator	H77766	C152	Belt - Clean Grain Elevator Countershaft ..	H27433	C90
Belt - Clean Grain Elevator Countershaft ..	H27433	C90	Belt - Cyl.; W/280-845 R.P.M.	AH80505	③69100
Belt - Cyl.; W/280-845 R.P.M.	AH80505	③69100	Belt - Cyl.; W/407-1228 R.P.M.	AH80503	③B102
Belt - Cyl.; W/407-1228 R.P.M.	AH80503	③B102	Belt - Eng. Fan	H86271	♣9650HD
Belt - Eng. Fan; W/65 3/8" Belt O.C.	H86271	♣9650HD	Belt - Eng. Fan & Rotary Screen Driveshaft	H137207	♣9500HD
Belt - Eng. Fan; W/67 3/8" Belt O.C.	H86272	♣9670HD	Belt - Eng. Fan Countershaft	H85377	♣9610HD
Belt - Eng. Fan & Rotary Screen Driveshaft	H86274	♣9465HD	Belt - Feeder Conveyor; W/Regular Feeder		
Belt - Feeder Conveyor; W/Regular Feeder			House	H77766	C152
House	H77766	C152	Belt - Platform & Corn Head - Lower;		
Belt - Platform & Corn Head - Lower;			Sidehill	AH89436	③C83
Sidehill	AH89436	③C83	Belt - Propulsion - Upper	AH21301	②D100
Belt - Propulsion - Upper	AH21301	②D100	Belt - Rotary Deflector	H86039	6870
Belt - Rotary Deflector; Ser. No. 2252 Thru			Belt - Straw Chopper - Rear	H79789	C225
105800	H86061	6876	Belt - Straw Spreader	H26858	B142
Belt - Straw Chopper - Rear	H79789	C225	Belt - Tailings - Lower Auger	N110085	C128
Belt - Straw Spreader	H26858	B142	Belt - U-Joint Loading Auger	H23950	CX120
Belt - Tailings - Lower Auger	N110085	C128	Belt - Unloader Auger Countershaft	H76150	C60
Belt - U-Joint Loading Auger	H23950	CX120	Hose - Upper		●26511
Belt - Unloader Auger Countershaft	H76150	C60	Hose - By Pass; (1 1/2" I.D.)		24224
John Deere 6-Cyl. 404 Diesel			1973		
1978			Belt - A.C.		
Belt - A.C.; Exc. Sidehill	H87459	♣9395HD	Belt - Alt. & W.P.	H85377	♣9610HD
Belt - A.C.; Ser. No. 305672 & Before;			Belt - Charge Pump; W/Hydro. Drive	T199T	7400
Sidehill	H87459	♣9395HD	Belt - Clean Grain Elevator	H77766	C152
Belt - A.C.; Ser. No. 305673 & After;			Belt - Clean Grain Elevator Countershaft ..	H27433	C90
Sidehill	R71603	♣9415HD	Belt - Cyl.; W/280-845 R.P.M.	AH80505	③69100
Belt - Alt. & W.P.; Exc. Sidehill	H85377	♣9610HD	Belt - Cyl.; W/407-1228 R.P.M.	AH80503	③B102
Belt - Alt. & W.P.; Ser. No. 305672 &			Belt - Eng. Fan	H86271	♣9650HD
Before; Sidehill	H85377	♣9610HD	Belt - Eng. Fan & Rotary Screen Driveshaft	H137207	♣9500HD
Belt - Alt. & W.P.; Ser. No. 305673 & After;			Belt - Eng. Fan Countershaft	H79235	♣9590HD
Sidehill	H79236	♣9635HD	Belt - Feeder Conveyor; W/Regular Feeder		
Belt - Charge Pump; W/Hydro. Drive	T199T	7400	House	H77766	C152
Belt - Clean Grain Elevator	H77766	C152	Belt - Platform & Corn Head - Lower;		
Belt - Clean Grain Elevator Countershaft ..	H27433	C90	Sidehill	AH89436	③C83
Belt - Cyl.; W/280-845 R.P.M.	AH80505	③69100	Belt - Propulsion - Upper	AH21301	②D100
Belt - Cyl.; W/407-1228 R.P.M.	AH80503	③B102	Belt - Rotary Deflector	H86061	6876
Belt - Eng. Fan	H86271	♣9650HD	Belt - Straw Chopper - Rear	H79789	C225
Belt - Eng. Fan & Rotary Screen			Belt - Straw Spreader	H26858	B142
Driveshaft; Exc. Sidehill	H137207	♣9500HD	Belt - Tailings - Lower Auger	N110085	C128
Belt - Eng. Fan & Rotary Screen			Belt - U-Joint Loading Auger	H23950	CX120
Driveshaft; Ser. No. 305672 & Before;			Belt - Unloader Auger Countershaft	H76150	C60
Sidehill	H137207	♣9500HD	Hose - Upper		●26511
Belt - Eng. Fan & Rotary Screen			Hose - By Pass; (1 1/2" I.D.)		24224
Driveshaft; Ser. No. 305673 & After;			1972		
Sidehill	H86273	♣9510HD	Belt - A.C.	H87459	♣9395HD
Belt - Eng. Fan Countershaft	H85377	♣9610HD	Belt - Alt. & W.P.	H85377	♣9610HD
Belt - Feeder Conveyor; W/Regular Feeder			Belt - Charge Pump; Ser. No. 9582 &		
House	H77766	C152	Before; W/Hydro. Drive	T12042	7410
Belt - Platform & Corn Head - Lower;			Belt - Charge Pump; Ser. No. 9583 & After;		
Sidehill	AH89436	③C83	W/Hydro. Drive	T199T	7400
Belt - Propulsion - Upper; Exc. Sidehill	AH21301	②D100	Belt - Clean Grain Elevator	H77766	C152
Belt - Propulsion - Upper; Ser. No. 305672			Belt - Clean Grain Elevator Countershaft ..	H27433	C90
& Before; Sidehill	AH21301	②D100	Belt - Cyl.; W/280-845 R.P.M.	AH80505	③69100
Belt - Rotary Deflector	H86039	6870	Belt - Cyl.; W/407-1228 R.P.M.	AH80503	③B102
Belt - Straw Chopper - Rear	H79789	C225	Belt - Eng. Fan	H86271	♣9650HD
Belt - Straw Spreader	H26858	B142	Belt - Eng. Fan & Rotary Screen Driveshaft	H137207	♣9500HD
Belt - Tailings - Lower Auger	N110085	C128	Belt - Eng. Fan Countershaft	H79235	♣9590HD
Belt - U-Joint Loading Auger	H23950	CX120	Belt - Feeder Conveyor; W/Regular Feeder		
Belt - Unloader Auger Countershaft; Exc.			House	H77766	C152
Sidehill	H76150	C60	Belt - Platform & Corn Head - Lower;		
Belt - Unloader Auger Countershaft; Ser.			Sidehill	AH89436	③C83
No. 305672 & Before; Sidehill	H76150	C60	Belt - Propulsion - Upper	AH21301	②D100
Hose - Upper		●26511	Belt - Rotary Deflector	H86061	6876
Hose - By Pass; (1 1/2" I.D.)		24224	Belt - Straw Chopper - Rear	H79789	C225
1977-1974			Belt - Straw Spreader	H26858	B142
Belt - A.C.	H87459	♣9395HD	Belt - Tailings - Lower Auger	N110085	C128

♣ Standard Belt May Also Be Available.

② Two Required.

③ Three Required.

● Vulco-Flex® Coolant Hose.

Belts and Coolant Hose for Combines

Application	Mfr. No.	Part No.	Application	Mfr. No.	Part No.
JOHN DEERE - Continued			JOHN DEERE - Continued		
6600 - Continued			6620		
John Deere 6-Cyl. 404 Diesel - Continued			John Deere 6-Cyl. 466 Diesel		
1972 - Continued			1989-1988		
Belt - U-Joint Loading Auger	H23950	CX120	Belt - A.C.	H113565	▲9640HD
Belt - Unloader Auger Countershaft	H76150	C60	Belt - Alt. & W.P.	H79236	▲9635HD
Hose - Upper		●26511	Belt - Beater Drive; W/100 Percent Beater Speed; Corn, Bean	H96414	C68
Hose - By Pass; (1 1/2" I.D.)		24224	Belt - Beater Drive; W/150 Percent Beater Speed; Grain, Rice	H101469	C72
1971			Belt - Clean Grain Elevator & Loading Auger	H77766	C152
Belt - A.C.	H87459	▲9395HD	Belt - Clean Grain Elevator Countershaft ..	H27433	C85
Belt - Alt. & W.P.	H85377	▲9610HD	Belt - Countershaft - Secondary	H110300	C150
Belt - Charge Pump; W/Hydro. Drive	T12042	7410	Belt - Eng. Fan	H86272	▲9670HD
Belt - Clean Grain Elevator	H77766	C152	Belt - Hyd. Reel Pump	H137207	▲9500HD
Belt - Clean Grain Elevator Countershaft ..	H27433	C90	Belt - Hydro. Charge Pump	T32517	7425
Belt - Cyl.; W/280-845 R.P.M.	AH80505	③69100	Belt - Regular Fixed Feeder House Conveyor Drive	H77766	C152
Belt - Cyl.; W/407-1228 R.P.M.	AH80503	③B102	Belt - Rotary Screen Drive Shaft	H86273	▲9510HD
Belt - Eng. Fan	H86271	▲9650HD	Belt - Straw Spreader	H112421	B133
Belt - Eng. Fan & Rotary Screen Driveshaft	H137207	▲9500HD	Belt - Tailings Auger	H118730	C128
Belt - Eng. Fan Countershaft	H79235	▲9590HD	Belt - Unloader Auger	AH96300	②C63
Belt - Feeder Conveyor; W/Regular Feeder House	H77766	C152	1987-1986		
Belt - Platform & Corn Head - Lower; Sidehill	AH89436	③C83	Belt - A.C.	H113565	▲9640HD
Belt - Propulsion - Upper	AH21301	②D100	Belt - Alt. & W.P.	H79236	▲9635HD
Belt - Rotary Deflector	H86061	6876	Belt - Beater Drive; W/100 Percent Beater Speed; Corn, Bean	H96414	C68
Belt - Straw Chopper - Rear	H79789	C225	Belt - Beater Drive; W/150 Percent Beater Speed; Grain, Rice	H101469	C72
Belt - Straw Spreader	H26858	B142	Belt - Clean Grain Elevator & Loading Auger	H77766	C152
Belt - Tailings - Lower Auger	N110085	C128	Belt - Clean Grain Elevator Countershaft ..	H27433	C85
Belt - U-Joint Loading Auger	H23950	CX120	Belt - Countershaft - Secondary	H110300	C150
Belt - Unloader Auger Countershaft	H76150	C60	Belt - Eng. Fan	H86272	▲9670HD
Hose - Upper		●26511	Belt - Hyd. Reel Pump	H86275	▲9485HD
Hose - By Pass; (1 1/2" I.D.)		24224	Belt - Hydro. Charge Pump	T32517	7425
1970			Belt - Regular Fixed Feeder House Conveyor Drive	H77766	C152
Belt - A.C.	H87459	▲9395HD	Belt - Rotary Screen Drive Shaft	H86273	▲9510HD
Belt - Alt. & W.P.	H85377	▲9610HD	Belt - Straw Spreader	H112421	B133
Belt - Charge Pump; W/Hydro. Drive	T12042	7410	Belt - Tailings Auger	H118730	C128
Belt - Clean Grain Elevator	H77766	C152	Belt - Unloader Auger	AH96300	②C63
Belt - Clean Grain Elevator Countershaft ..	H27433	C90	1985		
Belt - Cyl.; W/280-845 R.P.M.	AH80505	③69100	Belt - A.C.	H113565	▲9640HD
Belt - Cyl.; W/407-1228 R.P.M.	AH80503	③B102	Belt - Alt. & W.P.	H79236	▲9635HD
Belt - Eng. Fan	H86271	▲9650HD	Belt - Beater Drive; W/100 Percent Beater Speed; Corn, Bean	H96414	C68
Belt - Eng. Fan & Rotary Screen Driveshaft	H137207	▲9500HD	Belt - Beater Drive; W/150 Percent Beater Speed; Grain, Rice	H101469	C72
Belt - Eng. Fan Countershaft	H79235	▲9590HD	Belt - Clean Grain Elevator & Loading Auger	H77766	C152
Belt - Feeder Conveyor; W/Regular Feeder House	H77766	C152	Belt - Clean Grain Elevator Countershaft ..	H27433	C85
Belt - Platform & Corn Head - Lower; Sidehill	AH89436	③C83	Belt - Countershaft - Secondary	H110300	C150
Belt - Propulsion - Upper	AH21301	②D100	Belt - Eng. Fan	H86272	▲9670HD
Belt - Rotary Deflector; Ser. No. 2252 Thru 105800	H86061	6876	Belt - Hyd. Reel Pump	H86275	▲9485HD
Belt - Straw Chopper - Rear	H79789	C225	Belt - Hydro. Charge Pump	T32517	7425
Belt - Straw Spreader	H26858	B142	Belt - Regular Feeder House - Lower	H111519	D158
Belt - Tailings - Lower Auger	N110085	C128	Belt - Regular Fixed Feeder House Conveyor Drive	H77766	C152
Belt - U-Joint Loading Auger	H23950	CX120	Belt - Rotary Screen Drive Shaft	H86273	▲9510HD
Belt - Unloader Auger Countershaft	H76150	C60	Belt - Straw Spreader	H112421	B133
Hose - Upper		●26511	Belt - Tailings Auger	H118730	C128
Hose - By Pass; (1 1/2" I.D.)		24224	Belt - Unloader Auger	AH96300	②C63
6602			1984		
John Deere 6-Cyl. 404 Diesel			Belt - A.C.	H113565	▲9640HD
1979-1971			Belt - Alt. & W.P.	H79236	▲9635HD
Belt - A.C.	R46098	▲9415HD	Belt - Beater Drive; W/100 Percent Beater Speed; Corn, Bean	H96414	C68
Belt - Fan; Ser. No. 1500 & Before	H79237	▲9650HD	Belt - Beater Drive; W/150 Percent Beater Speed; Grain, Rice	H101469	C72
Belt - Fan; Ser. No. 1501 & After		▲9660HD	Belt - Clean Grain Elevator & Loading Auger	H77766	C152
Belt - Fan & Countershaft; Ser. No. 1500 & Before	H79235	▲9590HD	Belt - Clean Grain Elevator Countershaft ..	H27433	C85
Belt - Fan & Countershaft; Ser. No. 1501 & After	H85382	▲9600HD	Belt - Countershaft - Secondary	H110300	C150
Belt - W.P. & Alt.; Ser. No. 1500 & Before ..	H82724	▲9570HD	Belt - Eng. Fan	H86272	▲9670HD
Belt - W.P. & Alt.; Ser. No. 1501 & After		▲9620HD	Belt - Hyd. Reel Pump	H86275	▲9485HD
			Belt - Hydro. Charge Pump	T32517	7425
			Belt - Regular Feeder House - Lower	H111519	D158
			Belt - Regular Fixed Feeder House Conveyor Drive	H77766	C152
			Belt - Rotary Screen Drive Shaft	H86273	▲9510HD
			Belt - Straw Spreader	H112421	B133
			Belt - Tailings Auger	H118730	C128
			Belt - Unloader Auger	AH96300	②C63

● Vulco-Flex® Coolant Hose.
③ Three Required.

▲ Standard Belt May Also Be Available.
② Two Required.

Belts and Coolant Hose for Combines

Application	Mfr. No.	Part No.	Application	Mfr. No.	Part No.
JOHN DEERE - Continued			JOHN DEERE - Continued		
6620 - Continued			6620 - Continued		
John Deere 6-Cyl. 466 Diesel - Continued			John Deere 6-Cyl. 466 Diesel - Continued		
1984 - Continued			1981-1979 - Continued		
Belt - Clean Grain Elevator Countershaft ..	H27433	C85	Belt - Tailings Auger	H118730	C128
Belt - Countershaft - Secondary	H110300	C150	Belt - Unloader Auger	AH96300	②C63
Belt - Eng. Fan	H86272	▲9670HD	6622		
Belt - Feeder House - Lower; Sidehill	AH89436	②C83	John Deere 6-Cyl. 466 Diesel		
Belt - Hyd. Reel Pump	H86275	▲9485HD	1985-1980		
Belt - Hydro. Charge Pump	T199T	7400	Belt - A.C.	R71603	▲9415HD
Belt - Regular Feeder House - Lower	H111519	D158	Belt - Fan & Hyd. Pump	H86272	▲9670HD
Belt - Regular Fixed Feeder House			Belt - W.P. & Alt.	H86273	▲9510HD
Conveyor Drive	H77766	C152	7700 Combine		
Belt - Rotary Screen Drive Shaft	H86273	▲9510HD	John Deere 6-Cyl. 362		
Belt - Straw Spreader	H112421	B133	1978-1974		
Belt - Tailings Auger	H118730	C128	Belt - Alt. & W.P.	H80896	▲9560HD
Belt - Unloader Auger	AH96300	②C63	Belt - Charge Pump; W/Hydro. Drive	T199T	7400
1983			Belt - Clean Grain Elevator Countershaft ..	H27433	C90
Belt - A.C.	R71603	▲9415HD	Belt - Eng. Fan	H86271	▲9650HD
Belt - Alt. & W.P.	H79236	▲9635HD	Belt - Feeder Conveyor; W/Regular Feeder		
Belt - Beater Drive; W/100 Percent Beater			House	H77766	C152
Speed; Corn, Bean	H96414	C68	Belt - Rotary Deflector	H86039	6870
Belt - Beater Drive; W/150 Percent Beater			Belt - Straw Chopper - Rear	H79789	C225
Speed; Grain, Rice	H101469	C72	Belt - Straw Spreader	H26858	B142
Belt - Clean Grain Elevator & Loading			Belt - Tailings - Lower Auger	N110085	C128
Auger	H77766	C152	Belt - U-Joint Loading Auger	H23950	CX120
Belt - Clean Grain Elevator Countershaft ..	H27433	C85	Belt - Unloader Auger Countershaft	H76150	C60
Belt - Countershaft - Secondary	H110300	C150	1973		
Belt - Eng. Fan	H86272	▲9670HD	Belt - A.C.	H80897	▲9500HD
Belt - Hyd. Reel Pump	H86275	▲9485HD	Belt - Alt. & W.P.	H80896	▲9560HD
Belt - Hydro. Charge Pump	T199T	7400	Belt - Charge Pump; W/Hydro. Drive	T199T	7400
Belt - Regular Feeder House - Lower	H111519	D158	Belt - Clean Grain Elevator Countershaft ..	H27433	C90
Belt - Regular Fixed Feeder House			Belt - Eng. Fan	H86271	▲9650HD
Conveyor Drive	H77766	C152	Belt - Eng. Fan Countershaft	H79235	▲9590HD
Belt - Rotary Screen Drive Shaft	H86273	▲9510HD	Belt - Feeder Conveyor; W/Regular Feeder		
Belt - Straw Spreader	H112421	B133	House	H77766	C152
Belt - Tailings Auger	H118730	C128	Belt - Rotary Deflector	H86061	6876
Belt - Unloader Auger	AH96300	②C63	Belt - Straw Chopper - Rear	H79789	C225
1982			Belt - Straw Spreader	H26858	B142
Belt - A.C.	R71603	▲9415HD	Belt - Tailings - Lower Auger	N110085	C128
Belt - Alt. & W.P.	H79236	▲9635HD	Belt - U-Joint Loading Auger	H23950	CX120
Belt - Beater Drive; W/100 Percent Beater			Belt - Unloader Auger Countershaft	H76150	C60
Speed; Corn, Bean	H96414	C68	1972		
Belt - Beater Drive; W/150 Percent Beater			Belt - A.C.	H80897	▲9500HD
Speed; Grain, Rice	H101469	C72	Belt - Alt. & W.P.	H80896	▲9560HD
Belt - Clean Grain Elevator & Loading			Belt - Charge Pump; W/Hydro. Drive; Ser.		
Auger	H77766	C152	No. 6207 & Before	T12042	7410
Belt - Clean Grain Elevator Countershaft ..	H27433	C85	Belt - Charge Pump; W/Hydro. Drive; Ser.		
Belt - Eng. Fan	H86272	▲9670HD	No. 6208 & After	T199T	7400
Belt - Hyd. Reel Pump	H86275	▲9485HD	Belt - Charge Pump; W/Power RWD; Ser.		
Belt - Hydro. Charge Pump	T199T	7400	No. 6207 & Before	T199T	7400
Belt - Regular Feeder House - Lower	H111519	D158	Belt - Clean Grain Elevator Countershaft ..	H27433	C90
Belt - Regular Fixed Feeder House			Belt - Cyl.; W/280-845 R.P.M.	AH80505	③69100
Conveyor Drive	H77766	C152	Belt - Cyl.; W/407-1228 R.P.M.	AH80503	③B102
Belt - Rotary Screen Drive Shaft	H86273	▲9510HD	Belt - Eng. Fan	H86271	▲9650HD
Belt - Straw Spreader	H112421	B133	Belt - Eng. Fan Countershaft	H79235	▲9590HD
Belt - Tailings Auger	H118730	C128	Belt - Feeder Conveyor; W/Regular Feeder		
Belt - Unloader Auger	AH96300	②C63	House	H77766	C152
1981-1979			Belt - Rotary Deflector	H86061	6876
Belt - A.C.	R71603	▲9415HD	Belt - Straw Chopper - Rear	H79789	C225
Belt - Alt. & W.P.	H79236	▲9635HD	Belt - Straw Spreader	H26858	B142
Belt - Beater Drive; W/100 Percent Beater			Belt - Tailings - Lower Auger	N110085	C128
Speed; Corn, Bean	H96414	C68	Belt - U-Joint Loading Auger	H23950	CX120
Belt - Beater Drive; W/150 Percent Beater			Belt - Unloader Auger Countershaft	H76150	C60
Speed; Grain, Rice	H101469	C72	1971		
Belt - Clean Grain Elevator & Loading			Belt - A.C.	H80897	▲9500HD
Auger	H77766	C152	Belt - Alt. & W.P.	H80896	▲9560HD
Belt - Clean Grain Elevator Countershaft ..	H27433	C85	Belt - Charge Pump; W/Hydro. Drive	T12042	7410
Belt - Eng. Fan	H86272	▲9670HD	Belt - Charge Pump; W/Power RWD	T199T	7400
Belt - Hyd. Reel Pump	H86275	▲9485HD	Belt - Clean Grain Elevator Countershaft ..	H27433	C90
Belt - Hydro. Charge Pump	T199T	7400	Belt - Cyl.; W/280-845 R.P.M.	AH80505	③69100
Belt - Rotary Screen Drive Shaft	H86273	▲9510HD	Belt - Cyl.; W/407-1228 R.P.M.	AH80503	③B102
Belt - Straw Spreader	H112421	B133	Belt - Eng. Fan	H86271	▲9650HD

▲ Standard Belt May Also Be Available.

③ Three Required.

② Two Required.

Belts and Coolant Hose for Combines

Application	Mfr. No.	Part No.	Application	Mfr. No.	Part No.
JOHN DEERE - Continued			JOHN DEERE - Continued		
7700 Combine - Continued			7700 Combine - Continued		
John Deere 6-Cyl. 362 - Continued			John Deere 6-Cyl. 404 Diesel - Continued		
1971 - Continued			1974 - Continued		
Belt - Cyl.; W/280-845 R.P.M.	AH80505	③ 69100	Belt - Alt. & W.P.; W/Turbo; W/63 3/8" Belt O.C.	R70871	♣9630HD
Belt - Cyl.; W/407-1228 R.P.M.	AH80503	③ B102	Belt - Charge Pump; W/Hydro. Drive	T199T	7400
Belt - Eng. Fan	H86271	♣9650HD	Belt - Clean Grain Elevator	H77766	C152
Belt - Eng. Fan Countershaft	H79235	♣9590HD	Belt - Clean Grain Elevator Countershaft ..	H27433	C90
Belt - Feeder Conveyor; W/Regular Feeder House	H77766	C152	Belt - Eng. Fan	H86271	♣9650HD
Belt - Rotary Deflector	H86061	6876	Belt - Eng. Fan & Rotary Screen Driveshaft; W/O Turbo	H137207	♣9500HD
Belt - Straw Chopper - Rear	H79789	C225	Belt - Eng. Fan & Rotary Screen Driveshaft; W/Turbo	H86273	♣9510HD
Belt - Straw Spreader	H26858	B142	Belt - Feeder Conveyor; W/Regular Feeder House	H77766	C152
Belt - Tailings - Lower Auger	N110085	C128	Belt - Propulsion - Upper; W/O Turbo	AH21301	② D100
Belt - U-Joint Loading Auger	H23950	CX120	Belt - Rotary Deflector	H86039	6870
Belt - Unloader Auger Countershaft	H76150	C60	Belt - Straw Chopper - Rear	H79789	C225
1970			Belt - Straw Spreader	H26858	B142
Belt - A.C.	H80897	♣9500HD	Belt - Tailings - Lower Auger	N110085	C128
Belt - Alt. & W.P.	AR41628	② 7555	Belt - U-Joint Loading Auger	H23950	CX120
Belt - Charge Pump; W/Hydro. Drive	T12042	7410	Belt - Unloader Auger Countershaft; W/O Turbo	H76150	C60
Belt - Charge Pump; W/Power RWD	T199T	7400	Hose - Upper - Eng. To Pipe		♣20431
Belt - Clean Grain Elevator Countershaft ..	H27433	C90	Hose - Upper - Pipe To Rad.		♣20685
Belt - Cyl.; W/280-845 R.P.M.	AH80505	③ 69100	Hose - Lower - Eng. To Pipe		♣20431
Belt - Cyl.; W/407-1228 R.P.M.	AH80503	③ B102	Hose - Lower - Pipe To Rad.		♣20206
Belt - Eng. Fan	H86271	♣9650HD	1973		
Belt - Eng. Fan Countershaft	H79235	♣9590HD	Belt - A.C.; W/O Turbo	H81742	♣9530HD
Belt - Feeder Conveyor; W/Regular Feeder House	H77766	C152	Belt - A.C.; W/Turbo	H80896	♣9560HD
Belt - Rotary Deflector; Ser. No. 1278 Thru 111900	H86061	6876	Belt - Alt. & W.P.; W/O Turbo	R52507	♣9610HD
Belt - Straw Chopper - Rear	H79789	C225	Belt - Alt. & W.P.; W/Turbo; W/62 7/8" Belt O.C.	R52603	♣9625HD
Belt - Straw Spreader	H26858	B142	Belt - Alt. & W.P.; W/Turbo; W/63 3/8" Belt O.C.	R70871	♣9630HD
Belt - Tailings - Lower Auger	N110085	C128	Belt - Charge Pump; W/Hydro. Drive	T199T	7400
Belt - U-Joint Loading Auger	H23950	CX120	Belt - Clean Grain Elevator	H77766	C152
Belt - Unloader Auger Countershaft	H76150	C60	Belt - Clean Grain Elevator Countershaft ..	H27433	C90
John Deere 6-Cyl. 404 Diesel			Belt - Eng. Fan	H84740	♣9670HD
1978-1975			Belt - Eng. Fan & Rotary Screen Driveshaft; W/O Turbo	H137207	♣9500HD
Belt - A.C.; W/O Turbo	H87459	♣9395HD	Belt - Eng. Fan & Rotary Screen Driveshaft; W/Turbo	H86273	♣9510HD
Belt - A.C.; W/Turbo	R71603	♣9415HD	Belt - Eng. Fan Countershaft; W/O Turbo ..	H85377	♣9610HD
Belt - Alt. & W.P.; W/O Turbo	H85377	♣9610HD	Belt - Eng. Fan Countershaft; W/Turbo	H84745	♣9620HD
Belt - Alt. & W.P.; W/Turbo; W/63 3/8" Belt O.C.	R70871	♣9630HD	Belt - Feeder Conveyor; W/Regular Feeder House	H77766	C152
Belt - Alt. & W.P.; W/Turbo; W/63 7/8" Belt O.C.	H79236	♣9635HD	Belt - Propulsion - Upper; W/O Turbo	AH21301	② D100
Belt - Charge Pump; W/Hydro. Drive	T199T	7400	Belt - Rotary Deflector	H86039	6870
Belt - Clean Grain Elevator	H77766	C152	Belt - Straw Chopper - Rear	H79789	C225
Belt - Clean Grain Elevator Countershaft ..	H27433	C90	Belt - Straw Spreader	H26858	B142
Belt - Eng. Fan	H86271	♣9650HD	Belt - Tailings - Lower Auger	N110085	C128
Belt - Eng. Fan & Rotary Screen Driveshaft; W/O Turbo	H137207	♣9500HD	Belt - U-Joint Loading Auger	H23950	CX120
Belt - Eng. Fan & Rotary Screen Driveshaft; W/Turbo	H86273	♣9510HD	Belt - Unloader Auger Countershaft; W/O Turbo	H76150	C60
Belt - Feeder Conveyor; W/Regular Feeder House	H77766	C152	Hose - Upper - Eng. To Pipe		♣20431
Belt - Propulsion - Upper; W/O Turbo	AH21301	② D100	Hose - Upper - Pipe To Rad.		♣20685
Belt - Rotary Deflector	H86039	6870	Hose - Lower - Eng. To Pipe		♣20431
Belt - Straw Chopper - Rear	H79789	C225	Hose - Lower - Pipe To Rad.		♣20206
Belt - Straw Spreader	H26858	B142	1972		
Belt - Tailings - Lower Auger	N110085	C128	Belt - A.C.; W/O Turbo	H80897	♣9500HD
Belt - U-Joint Loading Auger	H23950	CX120	Belt - Alt. & W.P.; W/57 3/8" Belt O.C.	H82724	♣9570HD
Belt - Unloader Auger Countershaft; W/O Turbo	H76150	C60	Belt - Alt. & W.P.; W/Turbo; W/63 3/8" Belt O.C.	R70871	♣9630HD
Hose - Upper - Eng. To Pipe		♣20431	Belt - Charge Pump; W/Hydro. Drive; Ser. No. 6207 & Before	T12042	7410
Hose - Upper - Pipe To Rad.		♣20685	Belt - Charge Pump; W/Hydro. Drive; Ser. No. 6208 & After	T199T	7400
Hose - Lower - Eng. To Pipe		♣20431	Belt - Charge Pump; W/Power RWD; Ser. No. 6207 & Before	T199T	7400
Hose - Lower - Pipe To Rad.		♣20206	Belt - Clean Grain Elevator	H77766	C152
1974			Belt - Clean Grain Elevator Countershaft ..	H27433	C90
Belt - A.C.; W/O Turbo	H81742	♣9530HD	Belt - Cyl.; W/280-845 R.P.M.	AH80505	③ 69100
Belt - A.C.; W/Turbo	H80896	♣9560HD			
Belt - Alt. & W.P.; W/O Turbo	R52507	♣9610HD			
Belt - Alt. & W.P.; W/Turbo; W/62 7/8" Belt O.C.	R52603	♣9625HD			

③ Three Required.
② Two Required.

♣ Standard Belt May Also Be Available.
♣ Cut to Fit.

Agricultural Equipment

Belts and Coolant Hose for Combines

Application	Mfr. No.	Part No.	Application	Mfr. No.	Part No.
JOHN DEERE - Continued			JOHN DEERE - Continued		
7700 Combine - Continued			7700 Combine - Continued		
John Deere 6-Cyl. 404 Diesel - Continued			John Deere 6-Cyl. 404 Diesel - Continued		
1972 - Continued			1970 - Continued		
Belt - Cyl.; W/407-1228 R.P.M.	AH80503	③B102	Belt - Rotary Deflector; Ser. No. 1278 Thru 111900	H86061	6876
Belt - Eng. Fan; W/O Turbo	H79237	▲9650HD	Belt - Straw Chopper - Rear	H79789	C225
Belt - Eng. Fan & Rotary Screen Driveshaft; W/O Turbo	H137207	▲9500HD	Belt - Straw Spreader	H26858	B142
Belt - Eng. Fan & Rotary Screen Driveshaft; W/Turbo	H86273	▲9510HD	Belt - Tailings - Lower Auger	N110085	C128
Belt - Eng. Fan Countershaft; W/O Turbo .	H79235	②▲9590HD	Belt - U-Joint Loading Auger	H23950	CX120
Belt - Feeder Conveyor; W/Regular Feeder House	H77766	C152	Hose - Upper - Eng. To Pipe		⌘20431
Belt - Propulsion - Upper; W/O Turbo	AH21301	②D100	Hose - Upper - Pipe To Rad.		⌘20685
Belt - Rotary Deflector	H86061	6876	Hose - Lower - Eng. To Pipe		⌘20431
Belt - Straw Chopper - Rear	H79789	C225	Hose - Lower - Pipe To Rad.		⌘20206
Belt - Straw Spreader	H26858	B142			
Belt - Tailings - Lower Auger	N110085	C128	7720		
Belt - U-Joint Loading Auger	H23950	CX120	John Deere 6-Cyl. 466 Diesel		
Hose - Upper - Eng. To Pipe		⌘20431	1989-1988		
Hose - Upper - Pipe To Rad.		⌘20685	Belt - A.C.	H113565	▲9640HD
Hose - Lower - Eng. To Pipe		⌘20431	Belt - Alt. & W.P.	H79236	▲9635HD
Hose - Lower - Pipe To Rad.		⌘20206	Belt - Beater Drive; W/100 Percent Beater Speed; Corn, Bean	H96414	C68
			Belt - Beater Drive; W/150 Percent Beater Speed; Grain, Rice	H101469	C72
1971			Belt - Countershaft - Secondary	H110300	C150
Belt - A.C.; W/O Turbo	H80897	▲9500HD	Belt - Eng. Fan	H86271	▲9650HD
Belt - Alt. & W.P.; W/57 3/8" Belt O.C.	H82724	▲9570HD	Belt - Hyd. Reel Pump	H137207	▲9500HD
Belt - Alt. & W.P.; W/Turbo; W/63 3/8" Belt O.C.	R70871	▲9630HD	Belt - Hydro. Charge Pump	T32517	7425
Belt - Charge Pump; W/Hydro. Drive	T12042	7410	Belt - Regular Feeder House - Lower	H111519	D158
Belt - Charge Pump; W/Power RWD	T199T	7400	Belt - Regular Fixed Feeder House Conveyor Drive	H77766	C152
Belt - Clean Grain Elevator	H77766	C152	Belt - Rotary Screen Drive Shaft	H86273	▲9510HD
Belt - Clean Grain Elevator Countershaft ..	H27433	C90	Belt - Straw Spreader	H112421	B133
Belt - Cyl.; W/280-845 R.P.M.	AH80505	③69100	Belt - Unloader Auger	AH96300	②C63
Belt - Cyl.; W/407-1228 R.P.M.	AH80503	③B102			
Belt - Eng. Fan; W/O Turbo	H79237	▲9650HD	1987-1984		
Belt - Eng. Fan & Rotary Screen Driveshaft; W/O Turbo	H137207	▲9500HD	Belt - A.C.	H113565	▲9640HD
Belt - Eng. Fan & Rotary Screen Driveshaft; W/Turbo	H86273	▲9510HD	Belt - Alt. & W.P.	H79236	▲9635HD
Belt - Eng. Fan Countershaft; W/O Turbo .	H79235	②▲9590HD	Belt - Beater Drive; W/100 Percent Beater Speed; Corn, Bean	H96414	C68
Belt - Feeder Conveyor; W/Regular Feeder House	H77766	C152	Belt - Beater Drive; W/150 Percent Beater Speed; Grain, Rice	H101469	C72
Belt - Propulsion - Upper; W/O Turbo	AH21301	②D100	Belt - Countershaft - Secondary	H110300	C150
Belt - Rotary Deflector	H86061	6876	Belt - Eng. Fan	H86271	▲9650HD
Belt - Straw Chopper - Rear	H79789	C225	Belt - Hyd. Reel Pump	H86275	▲9485HD
Belt - Straw Spreader	H26858	B142	Belt - Hydro. Charge Pump	T32517	7425
Belt - Tailings - Lower Auger	N110085	C128	Belt - Regular Feeder House - Lower	H111519	D158
Belt - U-Joint Loading Auger	H23950	CX120	Belt - Regular Fixed Feeder House Conveyor Drive	H77766	C152
Hose - Upper - Eng. To Pipe		⌘20431	Belt - Rotary Screen Drive Shaft	H86273	▲9510HD
Hose - Upper - Pipe To Rad.		⌘20685	Belt - Straw Spreader	H112421	B133
Hose - Lower - Eng. To Pipe		⌘20431	Belt - Unloader Auger	AH96300	②C63
Hose - Lower - Pipe To Rad.		⌘20206			
			1983		
1970			Belt - A.C.	R71603	▲9415HD
Belt - A.C.; W/O Turbo	H80897	▲9500HD	Belt - Alt. & W.P.	H79236	▲9635HD
Belt - Alt. & W.P.; W/57 5/8" Belt O.C.	AR41629	②7570	Belt - Beater Drive; W/100 Percent Beater Speed; Corn, Bean	H96414	C68
Belt - Alt. & W.P.; W/Turbo; W/63 3/8" Belt O.C.	R70871	▲9630HD	Belt - Beater Drive; W/150 Percent Beater Speed; Grain, Rice	H101469	C72
Belt - Charge Pump; W/Hydro. Drive	T12042	7410	Belt - Countershaft - Secondary	H110300	C150
Belt - Charge Pump; W/Power RWD	T199T	7400	Belt - Eng. Fan	H86271	▲9650HD
Belt - Clean Grain Elevator	H77766	C152	Belt - Hyd. Reel Pump	H86275	▲9485HD
Belt - Clean Grain Elevator Countershaft ..	H27433	C90	Belt - Hydro. Charge Pump	T32517	7425
Belt - Cyl.; W/280-845 R.P.M.	AH80505	③69100	Belt - Regular Feeder House - Lower	H111519	D158
Belt - Cyl.; W/407-1228 R.P.M.	AH80503	③B102	Belt - Regular Fixed Feeder House Conveyor Drive	H77766	C152
Belt - Eng. Fan	H79237	▲9650HD	Belt - Rotary Screen Drive Shaft	H86273	▲9510HD
Belt - Eng. Fan & Rotary Screen Driveshaft; W/O Turbo	H137207	▲9500HD	Belt - Straw Spreader	H112421	B133
Belt - Eng. Fan & Rotary Screen Driveshaft; W/Turbo	H86273	▲9510HD	Belt - Unloader Auger	AH96300	②C63
Belt - Eng. Fan Countershaft; W/O Turbo .	H79235	②▲9590HD			
Belt - Feeder Conveyor; W/Regular Feeder House	H77766	C152	1982		
Belt - Propulsion - Upper; W/O Turbo	AH21301	②D100	Belt - A.C.	R71603	▲9415HD
			Belt - Alt. & W.P.	H79236	▲9635HD

③ Three Required.
② Two Required.

▲ Standard Belt May Also Be Available.
⌘ Cut to Fit.

Belts and Coolant Hose for Combines

Application	Mfr. No.	Part No.	Application	Mfr. No.	Part No.
JOHN DEERE - Continued			JOHN DEERE - Continued		
7720 - Continued			8820 - Continued		
John Deere 6-Cyl. 466 Diesel - Continued			John Deere 6-Cyl. 466 Diesel - Continued		
1982 - Continued			1987 - Continued		
Belt - Beater Drive; W/100 Percent Beater Speed; Corn, Bean	H96414	C68	Belt - Unloader Auger	AH96300	② C63
Belt - Beater Drive; W/150 Percent Beater Speed; Grain, Rice	H101469	C72	1986		
Belt - Eng. Fan	H86271	▲ 9650HD	Belt - A.C.	H122189	▲ 9420HD
Belt - Hyd. Reel Pump	H86275	▲ 9485HD	Belt - Alt. & W.P.	H86271	▲ 9650HD
Belt - Hydro. Charge Pump	T199T	7400	Belt - Beater Drive; W/100 Percent Beater Speed; Corn, Bean	H96414	C68
Belt - Regular Feeder House - Lower	H111519	D158	Belt - Beater Drive; W/150 Percent Beater Speed; Grain, Rice	H101469	C72
Belt - Regular Fixed Feeder House Conveyor Drive	H77766	C152	Belt - Countershaft - Secondary	H110300	C150
Belt - Rotary Screen Drive Shaft	H86273	▲ 9510HD	Belt - Fan & Hyd. Pump	AH96333	② 69100
Belt - Straw Spreader	H112421	B133	Belt - Hyd. Reel Pump	H86275	▲ 9485HD
Belt - Unloader Auger	AH96300	② C63	Belt - Hydro. Charge Pump	T32517	7425
1981-1979			Belt - Rotary Screen Drive Shaft	H86273	▲ 9510HD
Belt - A.C.	R71603	▲ 9415HD	Belt - Straw Spreader	H112421	B133
Belt - Alt. & W.P.	H79236	▲ 9635HD	Belt - Unloader Auger	AH96300	② C63
Belt - Beater Drive; W/100 Percent Beater Speed; Corn, Bean	H96414	C68	1985-1983		
Belt - Beater Drive; W/150 Percent Beater Speed; Grain, Rice	H101469	C72	Belt - A.C.	R71603	▲ 9415HD
Belt - Eng. Fan	H86271	▲ 9650HD	Belt - Alt. & W.P.	H86271	▲ 9650HD
Belt - Hyd. Reel Pump	H86275	▲ 9485HD	Belt - Beater Drive; W/100 Percent Beater Speed; Corn, Bean	H96414	C68
Belt - Hydro. Charge Pump	T199T	7400	Belt - Beater Drive; W/150 Percent Beater Speed; Grain, Rice	H101469	C72
Belt - Rotary Screen Drive Shaft	H86273	▲ 9510HD	Belt - Countershaft - Secondary	H110300	C150
Belt - Straw Spreader	H112421	B133	Belt - Fan & Hyd. Pump	AH96333	② 69100
Belt - Unloader Auger	AH96300	② C63	Belt - Hyd. Reel Pump	H86275	▲ 9485HD
8820			Belt - Hydro. Charge Pump	T32517	7425
John Deere 6-Cyl. 466 Diesel			Belt - Rotary Screen Drive Shaft	H86273	▲ 9510HD
1989			Belt - Straw Spreader	H112421	B133
Belt - A.C.	H122189	▲ 9420HD	Belt - Unloader Auger	AH96300	② C63
Belt - Beater Drive; W/100 Percent Beater Speed; Corn, Bean	H96414	C68	1982		
Belt - Beater Drive; W/150 Percent Beater Speed; Grain, Rice	H101469	C72	Belt - A.C.	R71603	▲ 9415HD
Belt - Clean Grain Elevator Countershaft ..	H27433	C85	Belt - Alt. & W.P.	H86271	▲ 9650HD
Belt - Countershaft - Secondary	H110300	C150	Belt - Beater Drive; W/100 Percent Beater Speed; Corn, Bean	H96414	C68
Belt - Fan & Hyd. Pump	AH96333	② 69100	Belt - Beater Drive; W/150 Percent Beater Speed; Grain, Rice	H101469	C72
Belt - Hyd. Reel Pump	H137207	▲ 9500HD	Belt - Countershaft - Secondary; Ser. No. 556101 & After	H110300	C150
Belt - Hydro. Charge Pump	T32517	7425	Belt - Fan & Hyd. Pump	AH96333	② 69100
Belt - Rotary Screen Drive Shaft	H86273	▲ 9510HD	Belt - Hyd. Reel Pump	H86275	▲ 9485HD
Belt - Straw Spreader	H112421	B133	Belt - Hydro. Charge Pump	T32517	7425
Belt - Unloader Auger	AH96300	② C63	Belt - Rotary Screen Drive Shaft	H86273	▲ 9510HD
1988			Belt - Straw Spreader	H112421	B133
Belt - A.C.	H122189	▲ 9420HD	Belt - Unloader Auger	AH96300	② C63
Belt - Beater Drive; W/100 Percent Beater Speed; Corn, Bean	H96414	C68	1981		
Belt - Beater Drive; W/150 Percent Beater Speed; Grain, Rice	H101469	C72	Belt - A.C.	R71603	▲ 9415HD
Belt - Countershaft - Secondary	H110300	C150	Belt - Alt. & W.P.	H86271	▲ 9650HD
Belt - Fan & Hyd. Pump	AH96333	② 69100	Belt - Beater Drive; W/100 Percent Beater Speed; Corn, Bean	H96414	C68
Belt - Hyd. Reel Pump	H137207	▲ 9500HD	Belt - Beater Drive; W/150 Percent Beater Speed; Grain, Rice	H101469	C72
Belt - Hydro. Charge Pump	T32517	7425	Belt - Fan & Hyd. Pump	AH96333	② 69100
Belt - Rotary Screen Drive Shaft	H86273	▲ 9510HD	Belt - Hyd. Reel Pump	H86275	▲ 9485HD
Belt - Straw Spreader	H112421	B133	Belt - Hydro. Charge Pump	T32517	7425
Belt - Unloader Auger	AH96300	② C63	Belt - Rotary Screen Drive Shaft	H86273	▲ 9510HD
1987			Belt - Straw Spreader	H112421	B133
Belt - A.C.	H122189	▲ 9420HD	Belt - Unloader Auger	AH96300	② C63
Belt - Beater Drive; W/100 Percent Beater Speed; Corn, Bean	H96414	C68	1980		
Belt - Beater Drive; W/150 Percent Beater Speed; Grain, Rice	H101469	C72	Belt - A.C.; Ser. No. 414851 Thru 415847 ..	R69562	▲ 9415HD
Belt - Countershaft - Secondary	H110300	C150	Belt - Alt. & W.P.	H79236	▲ 9635HD
Belt - Fan & Hyd. Pump	AH96333	② 69100	Belt - Beater Drive; W/100 Percent Beater Speed; Corn, Bean	H96414	C68
Belt - Hyd. Reel Pump	H86275	▲ 9485HD	Belt - Beater Drive; W/150 Percent Beater Speed; Grain, Rice	H101469	C72
Belt - Hydro. Charge Pump	T32517	7425	Belt - Fan & Hyd. Pump	AH96333	② 69100
Belt - Rotary Screen Drive Shaft	H86273	▲ 9510HD	Belt - Hyd. Reel Pump	H86275	▲ 9485HD
Belt - Straw Spreader	H112421	B133	Belt - Hydro. Charge Pump	T32517	7425
			Belt - Rotary Screen Drive Shaft	H86273	▲ 9510HD
			Belt - Straw Spreader	H112421	B133
			Belt - Unloader Auger	AH96300	② C63

▲ Standard Belt May Also Be Available.

② Two Required.

Belts and Coolant Hose for Combines

Application	Mfr. No.	Part No.	Application	Mfr. No.	Part No.
JOHN DEERE - Continued			JOHN DEERE - Continued		
8820 - Continued			9400 Combine - Continued		
John Deere 6-Cyl. 466 Diesel - Continued			John Deere 6068T Powertech Diesel - Continued		
1980 - Continued			1989 - Continued		
Belt - Unloader Auger	AH96300	②C63	Belt - Alt.	RE44538	②▲9580HD
1979			Belt - Beater Drive; W/100 Percent Beater Speed	AH139436	②C73
Belt - A.C.	R46098	▲9415HD	Belt - Chopper - Windrow or Forward Position	E46113	C83
Belt - Alt. & W.P.	H79236	▲9635HD	Belt - Clean Grain Elevator	H137830	C315
Belt - Beater Drive; W/100 Percent Beater Speed; Corn, Bean	H96414	C68	Belt - Cooling Fan; W/High Power Fan	H132808	B53
Belt - Beater Drive; W/150 Percent Beater Speed; Grain, Rice	H101469	C72	Belt - Straw Spreader	Z33774	B77
Belt - Fan & Hyd. Pump	AH96333	②69100	Belt - Tailings - Lower Auger & Elevator ...	N110085	C128
Belt - Hyd. Reel Pump	H86275	▲9485HD	Belt - Unloading System	AH127866	②C90
Belt - Hydro. Charge Pump	T32517	7425	9410		
Belt - Rotary Screen Drive Shaft	H86273	▲9510HD	John Deere 6-Cyl. 6.8 L Diesel		
Belt - Straw Spreader	H112421	B133	1999		
Belt - Unloader Auger	AH96300	②C63	Belt - Beater Drive; W/100 Percent Beater Speed	AH139436	②C73
9400 Combine			Belt - Chopper - Windrow or Forward Position	E46113	C83
John Deere 6068T Powertech Diesel			Belt - Cooling Fan	H132808	B53
1997-1993			Belt - Rotary Screen Drive Shaft	H146636	XPA1000
Belt - A.C.	H80896	▲9560HD	Belt - Straw Spreader	Z33774	B77
Belt - Alt.	H101813	▲9580HD	Belt - Tailings - Lower Auger & Elevator ...	N110085	C128
Belt - Beater Drive; W/100 Percent Beater Speed	AH139436	②C73	Belt - Unloading System	AH127866	②C90
Belt - Chopper - Windrow or Forward Position	E46113	C83	1998		
Belt - Cooling Fan; W/High Power Fan	H132808	B53	Belt - Beater Drive; W/100 Percent Beater Speed	AH139436	②C73
Belt - Rotary Screen Drive Shaft	H146636	XPA1000	Belt - Chopper - Windrow or Forward Position	E46113	C83
Belt - Straw Spreader	Z33774	B77	Belt - Cooling Fan	H132808	B53
Belt - Tailings - Lower Auger & Elevator ...	N110085	C128	Belt - Rotary Screen Drive Shaft	H146636	XPA1000
Belt - Unloading System	AH127866	②C90	Belt - Straw Spreader	Z33774	B77
1992			Belt - Tailings - Lower Auger	N110085	C128
Belt - A.C.	H101813	▲9580HD	Belt - Unloading System	AH158880	②C90
Belt - Alt.	H101813	▲9580HD	9450		
Belt - Beater Drive; W/100 Percent Beater Speed	AH139436	②C73	John Deere 6-Cyl. 414 Diesel		
Belt - Chopper - Windrow or Forward Position	E46113	C83	2003-1999		
Belt - Cooling Fan; W/High Power Fan	H132808	B53	Belt - Air Flow Fan Drive	H171386	B108
Belt - Rotary Screen Drive Shaft	H146636	XPA1000	Belt - Alt.; W/185A. Alt.	R502417	▲K080830HD
Belt - Straw Spreader	Z33774	B77	Belt - Alt.; W/95A. Alt.	R502418	▲K080816HD
Belt - Tailings - Lower Auger & Elevator ...	N110085	C128	Belt - Beater Drive; W/100 Percent Beater Speed	AH139436	②C73
Belt - Unloading System	AH127866	②C90	Belt - Cooling Fan	H132808	B53
1991			Belt - Rotary Screen Drive Shaft	H146636	XPA1000
Belt - A.C.	H101813	▲9580HD	Belt - Straw Spreader	Z33774	B77
Belt - Alt.	H101813	▲9580HD	Belt - Tailings - Lower Auger & Elevator ...	N110085	C128
Belt - Beater Drive; W/100 Percent Beater Speed	AH139436	②C73	Belt - Unloading System	AH127866	②C90
Belt - Chopper - Windrow or Forward Position	E46113	C83	1990		
Belt - Cooling Fan; W/High Power Fan	H132808	B53	Belt - A.C.	H134772	▲9570HD
Belt - Rotary Screen Drive Shaft; Ser. No. 640506 & After	H146636	XPA1000	Belt - Alt.	H101813	▲9580HD
Belt - Straw Spreader	Z33774	B77	Belt - Beater Drive; W/100 Percent Beater Speed	AH139436	②C73
Belt - Tailings - Lower Auger & Elevator ...	N110085	C128	Belt - Chopper - Windrow or Forward Position	E46113	C83
Belt - Unloading System	AH127866	②C90	Belt - Clean Grain Elevator	H137830	C315
1990			Belt - Cooling Fan; W/High Power Fan	H132808	B53
Belt - A.C.	H134772	▲9570HD	Belt - Rotary Screen Drive Shaft	H146636	XPA1000
Belt - Alt.	H101813	▲9580HD	Belt - Tailings - Lower Auger & Elevator ...	N110085	C128
Belt - Beater Drive; W/100 Percent Beater Speed	AH139436	②C73	Belt - Unloading System	AH127866	②C90
Belt - Chopper - Windrow or Forward Position	E46113	C83	9500		
Belt - Clean Grain Elevator	H137830	C315	John Deere 6-Cyl. 7.6 L Diesel		
Belt - Cooling Fan; W/High Power Fan	H132808	B53	1997-1996		
Belt - Straw Spreader	Z33774	B77	Belt - A.C.	H80896	▲9560HD
Belt - Tailings - Lower Auger & Elevator ...	N110085	C128	Belt - Alt.	H101813	▲9580HD
Belt - Unloading System	AH127866	②C90	Belt - Beater Drive; W/100 Percent Beater Speed	AH139436	②C73
1989			Belt - Chopper - Windrow or Forward Position	H23950	CX120
Belt - A.C.	H134772	▲9570HD	Belt - Cooling Fan; W/Low Power Fan	H132808	B53
			Belt - Rotary Screen Drive Shaft	H146636	XPA1000
			Belt - Tailings - Lower Auger & Elevator ...	N110085	C128
			Belt - Unloading System	AH127866	②C90
			Hose - By Pass; (2" I.D.)		24232
			1995-1992		
			Belt - A.C.	H80896	▲9560HD
			Belt - Alt.; W/High Power Alt.	H101813	▲9580HD
			Belt - Alt.; W/Low Power Alt.	H134344	▲9430HD

② Two Required.

▲ Standard Belt May Also Be Available.

Belts and Coolant Hose for Combines

Application	Mfr. No.	Part No.	Application	Mfr. No.	Part No.
JOHN DEERE - Continued			JOHN DEERE - Continued		
9500 - Continued			9510 - Continued		
John Deere 6-Cyl. 7.6 L Diesel - Continued			John Deere 6-Cyl. 8.1 L Diesel - Continued		
1995-1992 - Continued			1998 - Continued		
Belt - Beater Drive; W/100 Percent Beater Speed	AH139436	②C73	Belt - Chopper - Windrow or Forward Position	H23950	CX120
Belt - Chopper - Windrow or Forward Position	H23950	CX120	Belt - Tailings - Lower Auger	N110085	C128
Belt - Cooling Fan; W/Low Power Fan	H132808	B53	Belt - Unloading System	AH158880	C90
Belt - Rotary Screen Drive Shaft	H146636	XPA1000	Tensioner Assy. - Alt.	RE68715	38507
Belt - Tailings - Lower Auger & Elevator ...	N110085	C128	Tensioner Pulley - Alt.	RE68715	36091
Belt - Unloading System	AH127866	②C90	9510 SH		
Hose - By Pass; (2" I.D.)		24232	John Deere 6-Cyl. 8.1 L Diesel		
1991			1999		
Belt - A.C.	H81742	▲9530HD	Serpentine Belt - Alt. & A.C.	H163515	▲K080872HD
Belt - Alt.; W/High Power Alt.	H101813	▲9580HD	Belt - Beater Drive; W/100 Percent Beater Speed	AH139436	②C73
Belt - Alt.; W/Low Power Alt.	R73189	▲9430HD	Belt - Chopper - Forward Position; W/Fine Cut	H22529	B120
Belt - Beater Drive; W/100 Percent Beater Speed	AH139436	②C73	Belt - Chopper - Windrow or Forward Position	H23950	CX120
Belt - Chopper - Windrow or Forward Position	H23950	CX120	Belt - Tailings - Lower Auger	N110085	C128
Belt - Cooling Fan; W/Low Power Fan	H132808	B53	Belt - Unloading System	AH158880	C90
Belt - Rotary Screen Drive Shaft; Ser. No. 642579 & After	H146636	XPA1000	1998		
Belt - Tailings - Lower Auger & Elevator ...	N110085	C128	Serpentine Belt - Alt. & A.C.	H163515	▲K080872HD
Belt - Unloading System	AH127866	②C90	Belt - Beater Drive; W/100 Percent Beater Speed	AH139436	②C73
Hose - By Pass; (2" I.D.)		24232	Belt - Chopper - Forward Position; W/Fine Cut	H22529	B120
1990			Belt - Chopper - Windrow or Forward Position	H23950	CX120
Belt - A.C.	H81742	▲9530HD	Belt - Tailings - Lower Auger	N110085	C128
Belt - Alt.; W/High Power Alt.	H101813	▲9580HD	Belt - Unloading System	AH158880	C90
Belt - Alt.; W/Low Power Alt.	H134344	▲9430HD	Tensioner Assy. - Alt.	RE68715	38507
Belt - Beater Drive; W/100 Percent Beater Speed	AH139436	②C73	9550		
Belt - Chopper - Windrow or Forward Position	P47885	C109	John Deere 6081 Powertech Diesel		
Belt - Clean Grain Elevator	H137830	C315	2003-1999		
Belt - Cooling Fan; W/Low Power Fan	H132808	B53	Belt - Alt.; W/185A. Alt.	H166870	▲K080878HD
Belt - Tailings - Lower Auger & Elevator ...	N110085	C128	Belt - Alt.; W/95A. Alt.	H163515	▲K080872HD
Belt - Unloading System	AH127866	②C90	Belt - Beater Drive; W/100 Percent Beater Speed	AH139436	②C73
Hose - By Pass; (2" I.D.)		24232	Belt - Tailings - Lower Auger	N110085	C128
1989			Belt - U-Joint Loading Auger	H23950	CX120
Belt - A.C.	H134437	▲9580HD	9550 SH		
Belt - Alt.	H134344	▲9430HD	John Deere 6081 Powertech Diesel		
Belt - Beater Drive; W/100 Percent Beater Speed	AH139436	②C73	2003-2000		
Belt - Chopper - Windrow or Forward Position	P47885	C109	Belt - Alt.; W/185A. Alt.	H166870	▲K080878HD
Belt - Clean Grain Elevator	H137830	C315	Belt - Alt.; W/95A. Alt.	H163515	▲K080872HD
Belt - Cooling Fan; W/Low Power Fan	H132808	B53	Belt - Beater Drive; W/100 Percent Beater Speed	AH139436	②C73
Belt - Tailings - Lower Auger & Elevator ...	N110085	C128	Belt - Tailings - Lower Auger	N110085	C128
Belt - Unloading System	AH127866	②C90	Belt - U-Joint Loading Auger	H23950	CX120
Hose - By Pass; (2" I.D.)		24232	Belt - Unloading System	AH158880	②C90
9510			1999		
John Deere 6-Cyl. 8.1 L Diesel			Belt - Air Flow Fan Drive	H171386	B108
1999			Belt - Alt.; W/185A. Alt.	H166870	▲K080878HD
Serpentine Belt - Alt. & A.C.	H163515	▲K080872HD	Belt - Alt.; W/95A. Alt.	H163515	▲K080872HD
Belt - Beater Drive; W/100 Percent Beater Speed	AH139436	②C73	Belt - Beater Drive; W/100 Percent Beater Speed	AH139436	②C73
Belt - Chopper - Forward Position; W/Fine Cut	H22529	B120	Belt - Straw Chopper; W/Std. Cut	H160654	C170
Belt - Chopper - Windrow or Forward Position	H23950	CX120	Belt - Straw Chopper; W/Std. Cut Bailing ..	H23950	CX120
Belt - Tailings - Lower Auger	N110085	C128	Belt - Tailings - Lower Auger	N110085	C128
Belt - Unloading System	AH158880	C90	Belt - Unloading System	AH158880	②C90
1998			Tensioner Assy. - Fan	RE518097	38507
Serpentine Belt - Alt. & A.C.	H163515	▲K080872HD	9560 SH		
Belt - Beater Drive; W/100 Percent Beater Speed	AH139436	②C73	John Deere 6-Cyl. 6.8 L Diesel		
Belt - Chopper - Forward Position; W/Fine Cut	H22529	B120	2005-2003		
9510 - Continued			Serpentine Belt - Alt.; W/200A. Alt.		
			R135607		
			▲K080785HD		

② Two Required.

▲ Standard Belt May Also Be Available.

Agricultural Equipment

Belts and Coolant Hose for Combines

Application	Mfr. No.	Part No.	Application	Mfr. No.	Part No.
JOHN DEERE - Continued			JOHN DEERE - Continued		
9560 SH - Continued			9600 - Continued		
John Deere 6-Cyl. 6.8 L Diesel - Continued			John Deere 6-Cyl. 7.6 L Diesel - Continued		
2005-2003 - Continued			1990		
Serpentine Belt - Alt.; W/95A. Alt.	R135606	♣K080774HD	Belt - A.C.	H81742	♣9530HD
Belt - Discharge Beater	H168301	C130	Belt - Alt.	R73189	♣9430HD
Belt - Tailings Auger & Elevator; W/Edible Bean	AC72	C72	Belt - Beater Drive; W/100 Percent Beater Speed	AH139436	②C73
Tensioner Assy. - Fan	RE70536	38654	Belt - Beater Drive; W/75 Percent Beater Speed	AH131960	②C72
9560 STS			Belt - Chopper - Windrow or Forward Position		
John Deere 6-Cyl. 8.1 L Diesel			P47885 C109		
2007-2003			Belt - Cooling Fan		
Serpentine Belt - Alt.; W/200A. Alt.	R135607	♣K080785HD	H132808	B53	
Serpentine Belt - Alt.; W/95A. Alt.	R135606	♣K080774HD	Belt - Tailings - Lower Auger & Elevator ...	N110085	C128
Belt - Discharge Beater	H168301	C130	Belt - Unloading System	AH127866	②C90
Belt - Tailings Auger & Elevator; W/Edible Bean	AC72	C72	1989		
Tensioner Assy. - Fan	RE70536	38654	Belt - A.C.	H134437	♣9580HD
9570 STS			Belt - Alt.		
John Deere 6-Cyl. 6.8 L Diesel			RE44538 ②♣9580HD		
2009			Belt - Beater Drive; W/100 Percent Beater Speed		
Serpentine Belt - Alt.; W/200A. Alt.	R521053	K080889HD	AH139436	②C73	
Belt - J.S. - Front (Right Hand); W/Edible Bean	AC144	C144	Belt - Chopper - Windrow or Forward Position	P47885	C109
Belt - Tailings Auger & Elevator; W/Edible Bean	AC72	C72	H132808	B53	
Tensioner Assy. - Serpentine	RE518097	38507	Belt - Tailings - Lower Auger & Elevator ...	N110085	C128
2008			Belt - Unloading System		
Serpentine Belt - Alt.; W/200A. Alt.	R521053	K080889HD	AH127866	②C90	
Belt - J.S. - Front (Right Hand); W/Edible Bean	AC144	C144	9610		
Belt - Tailings Auger & Elevator; W/Edible Bean	AC72	C72	John Deere 6-Cyl. 8.1 L Diesel		
Tensioner Assy. - Alt.; W/200A. Alt.	RE518097	38507	1999		
9600			Serpentine Belt - Alt. & A.C.		
John Deere 6-Cyl. 7.6 L Diesel			H163515 ♣K080872HD		
1997-1993			Belt - Beater Drive		
Belt - A.C.	H80896	♣9560HD	AH139436	②C73	
Belt - Alt.	H101813	♣9580HD	Belt - Rotary Screen Drive Shaft	H146636	XPA1000
Belt - Beater Drive; W/100 Percent Beater Speed	AH139436	②C73	Belt - U-Joint Loading Auger	H23950	CX120
Belt - Chopper - Windrow or Forward Position	H23950	CX120	1998		
Belt - Rotary Screen Drive Shaft	H146636	XPA1000	Serpentine Belt - Alt. & A.C.		
Belt - Tailings - Lower Auger & Elevator ...	N110085	C128	H163515 ♣K080872HD		
Belt - Unloading System	AH127866	②C90	Belt - Beater Drive; W/100 Percent Beater Speed		
1992			AH139436 ②C73		
Belt - A.C.	H81742	♣9530HD	Belt - Chopper - Windrow or Forward Position; W/Fine Cut		
Belt - Alt.	H101813	♣9580HD	H22529 B120		
Belt - Beater Drive; W/100 Percent Beater Speed	AH139436	②C73	Belt - Chopper - Windrow or Forward Position; W/Std. Cut		
Belt - Chopper - Windrow or Forward Position	H23950	CX120	H23950 CX120		
Belt - Rotary Screen Drive Shaft	H146636	XPA1000	Belt - Rotary Screen Drive Shaft		
Belt - Tailings - Lower Auger & Elevator ...	N110085	C128	H146636		
Belt - Unloading System	AH127866	②C90	Belt - Tailings - Lower Auger		
1991			N110085 C128		
Belt - A.C.	H81742	♣9530HD	Belt - Unloading System		
Belt - Alt.	R73189	♣9430HD	AH158880 C90		
Belt - Beater Drive; W/100 Percent Beater Speed	AH139436	②C73	9650		
Belt - Chopper - Windrow or Forward Position	H23950	CX120	John Deere 6-Cyl. 8.1 L Diesel		
Belt - Cooling Fan; Ser. No. 641716 & Before	H132808	B53	2003-2002		
Belt - Tailings - Lower Auger & Elevator ...	N110085	C128	Belt - Air Flow Fan Drive		
Belt - Unloading System	AH127866	②C90	H171386 B108		
♣ Standard Belt May Also Be Available.			K080468HD		
			♣K080872HD		
			②C73		
			♣K080910HD		
			XPA1000		
			B120		
			CX120		
			C170		
			C128		
			C90		
			B108		
			♣K080878HD		
			♣K080872HD		
			②C73		
			XPA1000		
			B120		
			② Two Required.		

Belts and Coolant Hose for Combines

Application	Mfr. No.	Part No.	Application	Mfr. No.	Part No.
JOHN DEERE - Continued			JOHN DEERE - Continued		
9650 - Continued			9650 STS - Continued		
John Deere 6-Cyl. 8.1 L Diesel - Continued			John Deere 6-Cyl. 8.1 L Diesel - Continued		
2001-2000 - Continued			2001-1999 - Continued		
Belt - Straw Chopper; W/Std. Cut Bailing; W/124" Belt O.C.	H23950	CX120	Belt - Feeder House; W/Fixed Speed Drive; Ser. No. 700500 & Before	H11519	D158
Belt - Straw Chopper; W/Std. Cut Bailing; W/174" Belt O.C.	H160654	C170	Belt - Rotary Screen Drive - Eng. Side	H157104	A79
Belt - Tailings - Lower Auger & Elevator ...	N110085	C128	9660 CTS		
Belt - Unloading System	AH158880	C90	John Deere 6-Cyl. 8.1 L Diesel		
1999			2005-2003		
Belt - Air Flow Fan Drive	H171386	B108	Serpentine Belt - Alt.; W/95A. Alt.	H163515	▲K080872HD
Belt - Alt.; W/185A. Alt.	H166870	▲K080878HD	Serpentine Belt - Alt.; W/185A. Alt.	R164820	K080468HD
Belt - Alt.; W/95A. Alt.	H163515	▲K080872HD	Serpentine Belt - Fan	H177186	▲K080910HD
Belt - Beater Drive	AH139436	②C73	Belt - Air Flow Fan Drive	H171386	B108
Belt - Rotary Screen Drive Shaft	H146636	XPA1000	Belt - Overshot Beater Drive	H139963	B54
Belt - Straw Chopper; W/Fine Cut Bailing; W/123" Belt O.C.	H22529	B120	Belt - Rotary Screen Drive - Eng. Side	H146636	XPA1000
Belt - Straw Chopper; W/Std. Cut	H160654	C170	Belt - Straw Spreader - Lower	P49604	B92
Belt - Straw Chopper; W/Std. Cut Bailing; W/124" Belt O.C.	H23950	CX120	Belt - Straw Spreader - Upper	H164870	B54
Belt - Tailings - Lower Auger & Elevator ...	N110085	C128	Belt - Stripper Beater Drive	H165708	2/B80
Belt - Unloading System	AH158880	C90	Belt - Tailings - Lower Auger & Elevator ...	N110085	C128
9650 CTS			Belt - Unloader Drive	AH158880	C90
John Deere 6-Cyl. 8.1 L Diesel			9660 STS		
2003-2002			John Deere 6-Cyl. 8.1 L Diesel		
Belt - Alt.; W/185A. Alt.	R164820	K080468HD	2007-2003		
Belt - Alt.; W/95A. Alt.	H163515	▲K080872HD	Serpentine Belt - Alt.; W/185A. Alt.	R135609	▲K080790HD
Belt - Cooling Fan	H177186	▲K080910HD	Serpentine Belt - Alt.; W/200A. Alt.	AT262958	▲K080934HD
Belt - Overshot Beater Drive	H139963	B54	Serpentine Belt - Alt.; W/95A. Alt.	R135606	▲K080774HD
Belt - Rotary Screen Drive Shaft	H146636	XPA1000	Belt - Discharge Beater	H168301	C130
Belt - Straw Spreader - Lower	P49604	B92	Belt - J.S. - Front (Right Hand); W/Edible Bean	AC144	C144
Belt - Straw Spreader - Upper	H164870	B54	Belt - Tailings Auger & Elevator; W/Edible Bean	AC72	C72
Belt - Stripper Beater Drive	H165708	2/B80	9670 STS		
Belt - Tailings - Lower Auger & Elevator ...	N110085	C128	John Deere 6-Cyl. 9.0 L Diesel		
Belt - Unloading System	AH158880	②C90	2009		
2001-2000			Serpentine Belt	AT262958	▲K080934HD
Belt - Alt.; W/185A. Alt.	H166870	▲K080878HD	Belt - Alt.	AT262958	▲K080934HD
Belt - Alt.; W/95A. Alt.	H163515	▲K080872HD	Belt - J.S. - Front (Right Hand); W/Edible Bean	AC144	C144
Belt - Overshot Beater Drive	H139963	B54	Belt - Tailings Auger & Elevator; W/Edible Bean	AC72	C72
Belt - Rotary Screen Drive Shaft	H146636	XPA1000	Tensioner Assy. - Serpentine	RE518097	38507
Belt - Straw Spreader - Lower	P49604	B92	2008		
Belt - Straw Spreader - Upper	H164870	B54	Serpentine Belt - Alt.	AT262958	▲K080934HD
Belt - Stripper Beater Drive	H165708	2/B80	Belt - Discharge Beater	H168301	C130
Belt - Tailings - Lower Auger & Elevator ...	N110085	C128	Belt - J.S. - Front (Right Hand); W/Edible Bean	AC144	C144
Belt - Unloading System	AH158880	②C90	Belt - Tailings Auger & Elevator; W/Edible Bean	AC72	C72
1999			9750 STS		
Belt - Air Flow Fan Drive	H171386	B108	John Deere 6-Cyl. 8.1 L Diesel		
Belt - Alt.; W/185A. Alt.	H166870	▲K080878HD	2003		
Belt - Alt.; W/95A. Alt.	H163515	▲K080872HD	Serpentine Belt - Alt.; W/185A. Alt.	R135609	▲K080790HD
Belt - Overshot Beater Drive	H139963	B54	Belt - Alt.; W/95A. Alt.	R135606	▲K080774HD
Belt - Rotary Screen Drive Shaft	H146636	XPA1000	Belt - Discharge Beater	H168301	C130
Belt - Straw Spreader - Lower	P49604	B92	Belt - Feeder House; W/Fixed Speed Drive; Ser. No. 700600 & Before	H11519	D158
Belt - Straw Spreader - Upper	H164870	B54	2002-1999		
Belt - Stripper Beater Drive	H165708	2/B80	Serpentine Belt - Alt.; W/185A. Alt.	R135609	▲K080790HD
Belt - Tailings - Lower Auger & Elevator ...	N110085	C128	Belt - Alt.; W/95A. Alt.	R135606	▲K080774HD
Belt - Unloading System	AH158880	②C90	Belt - Discharge Beater	H168301	C130
9650 STS			Belt - Feeder House; W/Fixed Speed Drive; Ser. No. 700600 & Before	H11519	D158
John Deere 6-Cyl. 8.1 L Diesel			Belt - Rotary Screen Drive - Eng. Side	H157104	A79
2003-2002			2003		
Serpentine Belt - Alt.; W/185A. Alt.	R135609	▲K080790HD	Serpentine Belt - Alt.; W/185A. Alt.	R135609	▲K080790HD
Belt - Alt.; W/95A. Alt.	R135606	▲K080774HD	Belt - Alt.; W/95A. Alt.	R135606	▲K080774HD
Belt - Discharge Beater	H168301	C130	Belt - Discharge Beater	H168301	C130
Belt - Feeder House; W/Fixed Speed Drive; Ser. No. 700500 & Before	H11519	D158	Belt - Feeder House; W/Fixed Speed Drive; Ser. No. 700600 & Before	H11519	D158
2001-1999			Belt - Rotary Screen Drive - Eng. Side	H157104	A79
Serpentine Belt - Alt.; W/185A. Alt.	R135609	▲K080790HD	9660 STS		
Belt - Alt.; W/95A. Alt.	R135606	▲K080774HD	John Deere 6-Cyl. 8.1 L Diesel		
Belt - Discharge Beater	H168301	C130	2003-2002		

▲ Standard Belt May Also Be Available.

② Two Required.

Agricultural Equipment

Belts and Coolant Hose for Combines

Agricultural Equipment

Application	Mfr. No.	Part No.	Application	Mfr. No.	Part No.
JOHN DEERE - Continued			JOHN DEERE - Continued		
9760 STS			CTS		
John Deere 6-Cyl. 8.1 L Diesel			John Deere 6-Cyl. 7.6 L Diesel		
2007-2003			1997-1992		
Serpentine Belt - Alt.; W/185A. Alt.	R135609	♣K080790HD	Belt - A.C.; W/53 3/8" Belt O.C.; Ser. No. 650400 & Before	H81742	♣9530HD
Serpentine Belt - Alt.; W/200A. Alt.	AT262958	♣K080934HD	Belt - A.C.; W/56 3/8" Belt O.C.; Ser. No. 650401 & After	H80896	♣9560HD
Serpentine Belt - Alt.; W/95A. Alt.	R135606	♣K080774HD	Belt - A.C.; W/58 3/8" Belt O.C.	H134437	♣9580HD
Belt - Discharge Beater	H168301	C130	Belt - Alt.	H101813	♣9580HD
Belt - J.S. - Front (Right Hand); W/Edible Bean	AC144	C144	Belt - Rotary Screen Drive Shaft; Ser. No. 645511 & After	H146636	XPA1000
Belt - Tailings Auger & Elevator; W/Edible Bean	AC72	C72	Belt - Straw Chopper; W/Std. Cut Bailing ..	H168301	C130
9770 STS			CTS II		
John Deere 6-Cyl. 9.0 L Diesel			John Deere 6-Cyl. 8.1 L Diesel		
2009			1999-1997		
Serpentine Belt	AT262958	♣K080934HD	Belt - A.C.	H134437	♣9580HD
Tensioner Assy.	RE518097	38507	Belt - Alt.	H101813	♣9580HD
2008			John Deere 6-Cyl. 9.0 L Diesel		
Serpentine Belt - Alt.	AT262958	♣K080934HD	2009		
Belt - Discharge Beater	H168301	C130	Serpentine Belt		
Belt - J.S. - Front (Right Hand); W/Edible Bean	AC144	C144	H174455		
Belt - Tailings Auger & Elevator; W/Edible Bean	AC72	C72	♣K080903HD		
9860 STS			MASSEY FERGUSON		
John Deere 6-Cyl. 12.5 L Diesel			35SP		
2007			Continental		
Serpentine Belt	R503505	♣K080855HD	1963-1958		
Belt - Discharge Beater	H168301	C130	Belt - Fan & Gen.		
Belt - J.S. - Front (Right Hand); W/Edible Bean	AC144	C144	223336M2		
Belt - Tailings Auger & Elevator; W/Edible Bean	AC72	C72	♣9447HD		
Tensioner Assy. - Fan	RE506352	38591	●25478		
2006			60SP		
Serpentine Belt; W/95A. Alt.; Ser. No. 715633 & Before	R503505	♣K080855HD	Chrysler 6-Cyl. 225		
Serpentine Belt; W/185A. Alt.; Ser. No. 715633 & Before	R503505	♣K080855HD	1959-1953		
Serpentine Belt; W/200A. Alt.; Ser. No. 715634 & After	R503505	♣K080855HD	Belt - Fan; Ser. No. 250299 & Before		
Belt - Discharge Beater	H168301	C130	203052M1		
Belt - J.S. - Front (Right Hand); W/Edible Bean	AC144	C144	Belt - Fan; Ser. No. 250300 & After		
Belt - Tailings Auger & Elevator; W/Edible Bean	AC72	C72	213850M1		
Tensioner Assy. - Fan	RE506352	38591	Belt - Hyd. Pump; Ser. No. 251094 & Before		
2005-2003			210716M1		
Serpentine Belt; W/95A. Alt.	R503505	♣K080855HD	Belt - Hyd. Pump; Ser. No. 251095 & After		
Serpentine Belt; W/185A. Alt.	R503505	♣K080855HD	210810M1		
Belt - Discharge Beater	H168301	C130	Belt - W.P. & Gen.		
Belt - J.S. - Front (Right Hand); W/Edible Bean	AC144	C144	1506373M1		
Belt - Tailings Auger & Elevator; W/Edible Bean	AC72	C72	72SP		
Tensioner Assy. - Fan	RE506352	38591	Chrysler 6-Cyl. 225		
9870 STS			1965-1959		
John Deere 6-Cyl. 13.5 L Diesel			Belt - Fan		
2009-2008			213850M1		
Serpentine Belt - Alt.; W/200A. Alt.	R503505	♣K080855HD	Belt - Gov.		
Belt - Discharge Beater	H168301	C130	211740M2		
Belt - Fan - From C.S.	R503312	♣K120720HD	Belt - Hyd. Pump		
Belt - J.S. - Rear (Right Hand); W/Edible Bean	AC144	C144	210810M1		
Belt - Tailings Auger & Elevator; W/Edible Bean	AC72	C72	Belt - W.P. & Gen.		
Tensioner Assy. - Alt.	RE506352	38591	1506373M1		
Tensioner Assy. - Fan	RE249801	38530	80SP		
9870 STS			Chrysler 6-Cyl. 225		
John Deere 6-Cyl. 13.5 L Diesel			1956-1952		
2009-2008			Belt - Fan; Ser. No. 208479 & After		
Serpentine Belt - Alt.; W/200A. Alt.	R503505	♣K080855HD	213850M1		
Belt - Discharge Beater	H168301	C130	Belt - Gov.		
Belt - Fan - From C.S.	R503312	♣K120720HD	211740M2		
Belt - J.S. - Rear (Right Hand); W/Edible Bean	AC144	C144	TR24489		
Belt - Tailings Auger & Elevator; W/Edible Bean	AC72	C72			
Tensioner Assy. - Alt.	RE506352	38591			
Tensioner Assy. - Fan	RE249801	38530			

♣ Standard Belt May Also Be Available.
● Vulco-Flex® Coolant Hose.

Ⓢ Two Required.

Belts and Coolant Hose for Combines

Application	Mfr. No.	Part No.	Application	Mfr. No.	Part No.
MASSEY FERGUSON - Continued			MASSEY FERGUSON - Continued		
80SP - Continued			300SP - Continued		
Chrysler 6-Cyl. 225 - Continued			Chrysler 6-Cyl. 225 - Continued		
1956-1952 - Continued			1967-1966 - Continued		
Belt - Hyd. Pump; W/Bendix Pump	210716M1	B57	Belt - Cleaner Fan - Lower	832876M1	B48
Belt - Hyd. Pump; W/Pesco Pump	210810M1	B51	Belt - Cleaner Fan - Upper	832877M1	B56
Belt - W.P. & Gen.	1506373M1	TR24489	Belt - Countershaft - Reel	834139M1	C71
82SP			Belt - Gen. & W.P.	1023962M1	7425
Chrysler 6-Cyl. 225			Belt - Gov.	235199M1	7450
1963-1957			Belt - Grass Seed - Right Hand	GH5047	B55
Belt - Fan	213850M1	B90	Belt - Hyd. Pump	230381M1	C53
Belt - Gov.	211740M1	TR22350	Belt - Rad. Fan	236670M1	▲9560HD
Belt - Hyd. Pump	210810M1	B51	Belt - Reel Drive; W/Fixed Speed Drive	227984M1	C144
Belt - W.P. & Gen.	213850M1	B90	Belt - Rotary Screen Countershaft	832895M2	A35
92SP			Belt - Straw Walker	832867M1	B133
Chrysler 6-Cyl. 225			1965-1962		
1959-1957			Belt - Aux. Cyl.	832822M1	B105
Belt - Fan; Ser. No. 157118 & Before	213850M1	B90	Belt - Cleaner Fan - Lower	832876M1	B48
Belt - Fan; Ser. No. 157119 & After	220773M1	B94	Belt - Cleaner Fan - Upper	832877M1	B56
Belt - Gov.	211740M2	TR22350	Belt - Countershaft - Reel	834139M1	C71
Belt - Hyd. Pump	210716M1	B57	Belt - Gen. & W.P.	1023962M1	7425
Belt - W.P. & Gen.	1506373M1	TR24489	Belt - Gov.	235199M1	7450
205SP			Belt - Grass Seed - Right Hand	GH5047	B55
Chrysler 6-Cyl. 225			Belt - Hyd. Pump	230381M1	C53
1971-1966			Belt - Rad. Fan	236670M1	▲9560HD
Belt - Alt.	833668M1	7425	Belt - Reel Drive; W/Fixed Speed Drive	832872M1	C128
Chrysler 6-Cyl. 225 Diesel			Belt - Rotary Screen Countershaft	832895M2	A35
1971-1966			Belt - Straw Walker	832867M1	B133
Belt - Alt.	833668M1	7425	Chrysler 6-Cyl. 225 Diesel		
300SP			1977-1969		
Chrysler 6-Cyl. 225			Belt - Aux. Cyl.	832822M1	B105
1977-1969			Belt - Cleaner Fan - Lower	832876M1	B48
Belt - Aux. Cyl.	832822M1	B105	Belt - Cleaner Fan - Upper	832877M1	B56
Belt - Cleaner Fan - Lower	832876M1	B48	Belt - Countershaft - Reel	834139M1	C71
Belt - Cleaner Fan - Upper	832877M1	B56	Belt - Grass Seed - Right Hand	GH5047	B55
Belt - Countershaft - Reel	834139M1	C71	Belt - Hyd. Pump	230381M1	C53
Belt - Gov.	235199M1	7450	Belt - Knife Wobble; W/88" Belt O.C.	834058M1	C84
Belt - Grass Seed - Right Hand	GH5047	B55	Belt - Knife Wobble; W/89" Belt O.C.	834190M1	C85
Belt - Hyd. Pump	230381M1	C53	Belt - Rad. Fan	236958M1	▲9550HD
Belt - Knife Wobble; W/88" Belt O.C.	834058M1	C84	Belt - Reel Drive; W/Fixed Speed Drive	834140M1	C144
Belt - Knife Wobble; W/89" Belt O.C.	834190M1	C85	Belt - Rotary Screen Countershaft	832896M1	A60
Belt - Reel Drive; W/Fixed Speed Drive	834140M1	C144	Belt - Straw Walker	832867M1	B133
Belt - Rotary Screen Countershaft	832895M2	A35	Belt - Table Drive	228147M91	②B50
Belt - Rotary Screen Hyd. Pump	834148M1	A38	Belt - W.P. & Alt.	834060M1	7480
Belt - Straw Walker	832867M1	B133	Hose - Upper		●26508
Belt - Table Drive	228147M91	②B50	Hose - Lower; (1 1/2" I.D.)		24224
Belt - W.P. & Alt.	834063M1	7560	1968		
1968			Belt - Aux. Cyl.	832822M1	B105
Belt - Aux. Cyl.	832822M1	B105	Belt - Cleaner Fan - Lower	832876M1	B48
Belt - Cleaner Fan - Lower	832876M1	B48	Belt - Cleaner Fan - Upper	832877M1	B56
Belt - Cleaner Fan - Upper	832877M1	B56	Belt - Countershaft - Reel	834139M1	C71
Belt - Countershaft - Reel	834139M1	C71	Belt - Grass Seed - Right Hand	GH5047	B55
Belt - Gov.	235199M1	7450	Belt - Hyd. Pump	230381M1	C53
Belt - Grass Seed - Right Hand	GH5047	B55	Belt - Knife Wobble; W/88" Belt O.C.	834058M1	C84
Belt - Hyd. Pump	230381M1	C53	Belt - Knife Wobble; W/89" Belt O.C.	834190M1	C85
Belt - Knife Wobble; W/88" Belt O.C.	834058M1	C84	Belt - Rad. Fan	236958M1	▲9550HD
Belt - Knife Wobble; W/89" Belt O.C.	834190M1	C85	Belt - Reel Drive; W/Fixed Speed Drive	227984M1	C144
Belt - Reel Drive; W/Fixed Speed Drive	227984M1	C144	Belt - Rotary Screen Countershaft	832896M1	A60
Belt - Rotary Screen Countershaft	832895M2	A35	Belt - Straw Walker	832867M1	B133
Belt - Rotary Screen Hyd. Pump	834148M1	A38	Belt - Table Drive	228147M91	②B50
Belt - Straw Walker	832867M1	B133	Belt - W.P. & Alt.	834060M1	7480
Belt - Table Drive	228147M91	②B50	Hose - Upper		●26508
Belt - W.P. & Alt.	834063M1	7560	Hose - Lower; (1 1/2" I.D.)		24224
1967-1966			1967-1966		
Belt - Aux. Cyl.	832822M1	B105	Belt - Aux. Cyl.	832822M1	B105

② Two Required.
● Vulco-Flex® Coolant Hose.

▲ Standard Belt May Also Be Available.

Belts and Coolant Hose for Combines

Application	Mfr. No.	Part No.	Application	Mfr. No.	Part No.
MASSEY FERGUSON - Continued			MASSEY FERGUSON - Continued		
300SP - Continued			410SP - Continued		
Chrysler 6-Cyl. 225 Diesel - Continued			Chevrolet 6-Cyl. 292 - Continued		
1967-1966 - Continued			1967 - Continued		
Belt - Reel Drive; W/Fixed Speed Drive	227984M1	C144	Belt - Slinger; Exc. Field Installed Kit	833742M1	B98
Belt - Rotary Screen Countershaft	832896M1	A60	Belt - Slinger;	222347M1	B81
Belt - Straw Walker	832867M1	B133	Belt - Straw Chopper	1033199M1	C345
Hose - Upper		●26508	Belt - Straw Spreader; W/Dual Spreader	832446M1	B133
Hose - Lower; (1 1/2" I.D.)		24224	Belt - Straw Spreader; W/Single Spreader	833563M1	B173
1965-1962			Belt - Tank Unloader	228813M3	C57
Belt - Aux. Cyl.	832822M1	B105	Belt - W.P. & Alt.	834060M1	7480
Belt - Cleaner Fan - Lower	832876M1	B48	Belt - W.P. & Gen.	238859M1	▲9415HD
Belt - Cleaner Fan - Upper	832877M1	B56	1966		
Belt - Countershaft - Reel	834139M1	C71	Belt - Cleaner Fan - Std. Speed	227976M1	B54
Belt - Gen. & W.P.	236959M1	▲9490HD	Belt - Cleaner Fan & Countershaft	227457M1	C73
Belt - Grass Seed - Right Hand	GH5047	B55	Belt - Countershaft - Reel; Grain	227457M1	C73
Belt - Hyd. Pump	230381M1	C53	Belt - Gov.	238891M1	7555
Belt - Rad. Fan	236958M1	▲9550HD	Belt - Grain Auger	227984M1	C144
Belt - Reel Drive; W/Fixed Speed Drive	832872M1	C128	Belt - Hyd. Pump	230380M1	TR28583
Belt - Rotary Screen Countershaft	832896M1	A60	Belt - Rad. Fan	240575M2	B48
Belt - Straw Walker	832867M1	B133	Belt - Reel Drive; Grain	834140M1	C144
Hose - Upper		●26508	Belt - Rotary Screen	228722M1	B50
Hose - Lower; (1 1/2" I.D.)		24224	Belt - Slinger	834332M1	B95
410SP			Belt - Straw Chopper	1033199M1	C345
Chevrolet 6-Cyl. 292			Belt - Straw Spreader; W/Single Spreader	833563M1	B173
1972-1969			Belt - Tank Unloader	228813M3	C57
Belt - Cleaner Fan - Std. Speed	227976M1	B54	Belt - W.P. & Alt.	834060M1	7480
Belt - Cleaner Fan & Countershaft	227457M1	C73	Belt - W.P. & Gen.	238859M1	▲9415HD
Belt - Countershaft - Reel; Grain	834139M1	C71	1965		
Belt - Gov.	238891M1	7555	Belt - Cleaner Fan - Std. Speed	227976M1	B54
Belt - Grain Auger	227984M1	C144	Belt - Cleaner Fan & Countershaft	227457M1	C73
Belt - Hyd. Pump	230380M1	TR28583	Belt - Countershaft - Reel; Grain	227457M1	C73
Belt - Knife Wobble	834058M1	C84	Belt - Gov.	238891M1	7555
Belt - Rad. Fan	240575M2	B48	Belt - Grain Auger	227984M1	C144
Belt - Reel Drive; Grain	834140M1	C144	Belt - Hyd. Pump	230380M1	TR28583
Belt - Rotary Screen	228722M1	B50	Belt - Rad. Fan	240575M2	B48
Belt - Slinger	834332M1	B95	Belt - Reel Drive; Grain	227455M1	C126
Belt - Straw Chopper	1033199M1	C345	Belt - Rotary Screen	228722M1	B50
Belt - Straw Spreader; W/Single Spreader	833563M1	B173	Belt - Slinger; Exc. Field Installed Kit	228999M1	B72
Belt - Tank Unloader	228813M3	C57	Belt - Slinger;	222347M1	B81
Belt - W.P. & Alt.	834060M1	7480	Belt - Straw Chopper	1033137M1	C330
Belt - W.P. & Gen.	238859M1	▲9415HD	Belt - Straw Spreader; W/Dual Spreader	832446M1	B133
1968			Belt - Straw Spreader; W/Single Spreader	833563M1	B173
Belt - Cleaner Fan - Std. Speed	227976M1	B54	Belt - Tank Unloader	228813M3	C57
Belt - Cleaner Fan & Countershaft	227457M1	C73	Belt - W.P. & Alt.; Ser. No. 6777 & After	834060M1	7480
Belt - Countershaft - Reel; Grain	834139M1	C71	Belt - W.P. & Gen.	238859M1	▲9415HD
Belt - Gov.	238891M1	7555	1964		
Belt - Grain Auger	227984M1	C144	Belt - Cleaner Fan - Std. Speed	227976M1	B54
Belt - Hyd. Pump	230380M1	TR28583	Belt - Cleaner Fan & Countershaft	227457M1	C73
Belt - Knife Wobble	834058M1	C84	Belt - Countershaft - Reel; Grain	227457M1	C73
Belt - Rad. Fan	240575M2	B48	Belt - Gov.	238891M1	7555
Belt - Reel Drive; Grain	834140M1	C144	Belt - Grain Auger	227984M1	C144
Belt - Rotary Screen	228722M1	B50	Belt - Hyd. Pump	230380M1	TR28583
Belt - Slinger; Exc. Field Installed Kit	833742M1	B98	Belt - Rad. Fan	240575M2	B48
Belt - Slinger;	834332M1	B95	Belt - Reel Drive; Grain	227455M1	C126
Belt - Straw Chopper	1033199M1	C345	Belt - Rotary Screen	228722M1	B50
Belt - Straw Spreader; W/Dual Spreader	832446M1	B133	Belt - Slinger; Exc. Field Installed Kit	228999M1	B72
Belt - Straw Spreader; W/Single Spreader	833563M1	B173	Belt - Slinger;	222347M1	B81
Belt - Tank Unloader	228813M3	C57	Belt - Straw Chopper	1033137M1	C330
Belt - W.P. & Alt.	834060M1	7480	Belt - Straw Spreader; W/Dual Spreader	832446M1	B133
Belt - W.P. & Gen.	238859M1	▲9415HD	Belt - Straw Spreader; W/Single Spreader	833563M1	B173
1967			Belt - Tank Unloader	228813M3	C57
Belt - Cleaner Fan - Std. Speed	227976M1	B54	Belt - W.P. & Gen.	238859M1	▲9415HD
Belt - Cleaner Fan & Countershaft	227457M1	C73	Perkins 4-Cyl. 318 Diesel		
Belt - Countershaft - Reel; Grain	227457M1	C73	1972-1969		
Belt - Gov.	238891M1	7555	Belt - Cleaner Fan - Std. Speed	227976M1	B54
Belt - Grain Auger	227984M1	C144	Belt - Cleaner Fan & Countershaft	227457M1	C73
Belt - Hyd. Pump	230380M1	TR28583	Belt - Countershaft - Reel; Grain	834139M1	C71
Belt - Rad. Fan	240575M2	B48	Belt - Gov.	238891M1	7555
Belt - Reel Drive; Grain	227455M1	C126	Belt - Grain Auger	227984M1	C144
Belt - Rotary Screen	228722M1	B50			

● Vulco-Flex® Coolant Hose.

▲ Standard Belt May Also Be Available.

Belts and Coolant Hose for Combines

Application	Mfr. No.	Part No.	Application	Mfr. No.	Part No.
MASSEY FERGUSON - Continued			MASSEY FERGUSON - Continued		
410SP - Continued			410SP - Continued		
Perkins 4-Cyl. 318 Diesel - Continued			Perkins 4-Cyl. 318 Diesel - Continued		
1972-1969 - Continued			1965 - Continued		
Belt - Hyd. Pump	832490M1	5VX530	Belt - W.P. & Alt.; Ser. No. 6777 & After ...	252164M1	7512
Belt - Knife Wobble	834058M1	C84	Belt - W.P. & Gen.	230350M1	▲9505HD
Belt - Rad. Fan	240575M2	B48	1964		
Belt - Reel Drive; Grain	834140M1	C144	Belt - Cleaner Fan - Std. Speed	227976M1	B54
Belt - Rotary Screen	228722M1	B50	Belt - Cleaner Fan & Countershaft	227457M1	C73
Belt - Straw Chopper	1033199M1	C345	Belt - Countershaft - Reel; Grain	227457M1	C73
Belt - Tank Unloader	228813M3	C57	Belt - Gov.	238891M1	7555
Belt - W.P. & Alt.	252164M1	7512	Belt - Grain Auger	227984M1	C144
Belt - W.P. & Gen.	230350M1	▲9505HD	Belt - Hyd. Pump	832490M1	5VX530
1968			Belt - Rad. Fan	240575M2	B48
Belt - Cleaner Fan - Std. Speed	227976M1	B54	Belt - Reel Drive; Grain	227455M1	C126
Belt - Cleaner Fan & Countershaft	227457M1	C73	Belt - Rotary Screen	228722M1	B50
Belt - Countershaft - Reel; Grain	834139M1	C71	Belt - Straw Chopper	1033137M1	C330
Belt - Gov.	238891M1	7555	Belt - Straw Spreader; W/Dual Spreader ..	832446M1	B133
Belt - Grain Auger	227984M1	C144	Belt - Tank Unloader	228813M3	C57
Belt - Hyd. Pump	832490M1	5VX530	Belt - W.P. & Gen.	230350M1	▲9505HD
Belt - Knife Wobble	834058M1	C84	510SP		
Belt - Rad. Fan	240575M2	B48	Chevrolet V-8 350		
Belt - Reel Drive; Grain	834140M1	C144	1978		
Belt - Rotary Screen	228722M1	B50	Belt - Cleaner Fan - Std. Speed	227976M1	B54
Belt - Straw Chopper	1033199M1	C345	Belt - Cleaner Fan & Countershaft	227457M1	C73
Belt - Straw Spreader; W/Dual Spreader ..	832446M1	B133	Belt - Countershaft - Reel; Grain	834139M1	C71
Belt - Tank Unloader	228813M3	C57	Belt - Gov.	234995M1	7520
Belt - W.P. & Alt.	252164M1	7512	Belt - Grain Auger	227984M1	C144
Belt - W.P. & Gen.	230350M1	▲9505HD	Belt - Hyd. Pump	230380M1	TR28583
1967			Belt - Knife Wobble; Ser. No. 12019077		
Belt - Cleaner Fan - Std. Speed	227976M1	B54	Thru 185937751; W/13 Ft. Chain	834058M1	C84
Belt - Cleaner Fan & Countershaft	227457M1	C73	Belt - Knife Wobble; Ser. No. 185937752 &		
Belt - Countershaft - Reel; Grain	227457M1	C73	After	834190M1	C85
Belt - Gov.	238891M1	7555	Belt - Pickup Drive; W/67" Drive	1047702M1	B122
Belt - Grain Auger	227984M1	C144	Belt - Rad. Fan	240575M2	B48
Belt - Hyd. Pump	832490M1	5VX530	Belt - Reel Drive; Grain	834140M1	C144
Belt - Rad. Fan	240575M2	B48	Belt - Rotary Screen	228722M1	B50
Belt - Reel Drive; Grain	227455M1	C126	Belt - Slinger	834332M1	B95
Belt - Rotary Screen	228722M1	B50	Belt - Straw Spreader; W/Single Spreader ..	833131M1	A180
Belt - Straw Chopper	1033199M1	C345	Belt - Tank Unloader	228813M3	C57
Belt - Straw Spreader; W/Dual Spreader ..	832446M1	B133	Belt - W.P. & Alt.; Ser. No. 9077 & Before;		
Belt - Tank Unloader	228813M3	C57	W/Hydro. Drive	252164M1	7512
Belt - W.P. & Alt.	252164M1	7512	Belt - W.P. & Alt.; Ser. No. 9077 & Before;		
Belt - W.P. & Gen.	230350M1	▲9505HD	W/O Hydro. Drive	240807M1	▲9540HD
1966			Belt - W.P. & Gen.	240807M1	▲9540HD
Belt - Cleaner Fan - Std. Speed	227976M1	B54	Hose - Upper		●26505
Belt - Cleaner Fan & Countershaft	227457M1	C73	Hose - Lower; (1 1/2" I.D.)		24224
Belt - Countershaft - Reel; Grain	227457M1	C73	1977-1975		
Belt - Gov.	238891M1	7555	Belt - Cleaner Fan - Std. Speed	227976M1	B54
Belt - Grain Auger	227984M1	C144	Belt - Cleaner Fan & Countershaft	227457M1	C73
Belt - Hyd. Pump	832490M1	5VX530	Belt - Countershaft - Reel; Grain	834139M1	C71
Belt - Rad. Fan	240575M2	B48	Belt - Gov.	234995M1	7520
Belt - Reel Drive; Grain	227455M1	C126	Belt - Grain Auger	227984M1	C144
Belt - Rotary Screen	228722M1	B50	Belt - Hyd. Pump	230380M1	TR28583
Belt - Straw Chopper	1033137M1	C330	Belt - Knife Wobble; Ser. No. 12019077		
Belt - Straw Spreader; W/Dual Spreader ..	832446M1	B133	Thru 185937751	834058M1	C84
Belt - Tank Unloader	228813M3	C57	Belt - Knife Wobble; Ser. No. 185937752 &		
Belt - W.P. & Alt.	252164M1	7512	After	834190M1	C85
Belt - W.P. & Gen.	230350M1	▲9505HD	Belt - Pickup Drive; W/67" Drive	1047702M1	B122
1965			Belt - Rad. Fan	240575M2	B48
Belt - Cleaner Fan - Std. Speed	227976M1	B54	Belt - Reel Drive; Grain	834140M1	C144
Belt - Cleaner Fan & Countershaft	227457M1	C73	Belt - Rotary Screen	228722M1	B50
Belt - Countershaft - Reel; Grain	227457M1	C73	Belt - Slinger	834332M1	B95
Belt - Gov.	238891M1	7555	Belt - Straw Spreader; W/Single Spreader ..	833131M1	A180
Belt - Grain Auger	227984M1	C144	Belt - Tank Unloader	228813M3	C57
Belt - Hyd. Pump	832490M1	5VX530	Belt - W.P. & Alt.; Ser. No. 9077 & Before;		
Belt - Rad. Fan	240575M2	B48	W/Hydro. Drive	252164M1	7512
Belt - Reel Drive; Grain	227455M1	C126	Belt - W.P. & Alt.; Ser. No. 9077 & Before;		
Belt - Rotary Screen	228722M1	B50	W/O Hydro. Drive	240807M1	▲9540HD
Belt - Straw Chopper	1033137M1	C330	Belt - W.P. & Gen.	240807M1	▲9540HD
Belt - Straw Spreader; W/Dual Spreader ..	832446M1	B133	Hose - Upper		●26505
Belt - Tank Unloader	228813M3	C57	Hose - Lower; (1 1/2" I.D.)		24224

▲ Standard Belt May Also Be Available.

● Vulco-Flex® Coolant Hose.

Agricultural Equipment

Belts and Coolant Hose for Combines

Application	Mfr. No.	Part No.
MASSEY FERGUSON - Continued		
510SP - Continued		
Perkins 6-Cyl. 354 Diesel		
1978-1975		
Belt - Cleaner Fan - Std. Speed	227976M1	B54
Belt - Cleaner Fan & Countershaft	227457M1	C73
Belt - Countershaft - Reel; Grain	834139M1	C71
Belt - Grain Auger	227984M1	C144
Belt - Hyd. Pump	230381M1	C53
Belt - Knife Wobble; Ser. No. 12019077 Thru 185937751	834058M1	C84
Belt - Knife Wobble; Ser. No. 185937752 & After	834190M1	C85
Belt - Pickup Drive; W/67" Drive	1047702M1	B122
Belt - Rad. Fan	240575M2	B48
Belt - Reel Drive; Grain	834140M1	C144
Belt - Rotary Screen	228722M1	B50
Belt - Slinger	834332M1	B95
Belt - Straw Spreader; W/Single Spreader ..	833131M1	A180
Belt - Tank Unloader	228813M3	C57
Belt - W.P. & Alt	834061M1	7495
Belt - W.P. & Gen.; Ser. No. 9077 & Before	230350M1	▲9505HD
Hose - Upper		✂20685
Hose - Lower		✂20065
1974-1969		
Belt - Cleaner Fan - Std. Speed	227976M1	B54
Belt - Cleaner Fan & Countershaft	227457M1	C73
Belt - Countershaft - Reel; Grain	834139M1	C71
Belt - Grain Auger	227984M1	C144
Belt - Hyd. Pump	230381M1	C53
Belt - Knife Wobble; Ser. No. 12019077 Thru 185937751	834058M1	C84
Belt - Knife Wobble; Ser. No. 185937752 & After	834190M1	C85
Belt - Pickup Drive; W/67" Drive	1047702M1	B122
Belt - Rad. Fan	240575M2	B48
Belt - Reel Drive; Grain	834140M1	C144
Belt - Rotary Screen	228722M1	B50
Belt - Slinger	834332M1	B95
Belt - Straw Spreader; W/Single Spreader ..	833131M1	A180
Belt - Tank Unloader	228813M3	C57
Belt - W.P. & Alt	834061M1	7495
Belt - W.P. & Gen.; Ser. No. 9077 & Before	230350M1	▲9505HD
1968		
Belt - Cleaner Fan - Std. Speed	227976M1	B54
Belt - Cleaner Fan & Countershaft	227457M1	C73
Belt - Countershaft - Reel; Grain	834139M1	C71
Belt - Grain Auger	227984M1	C144
Belt - Hyd. Pump	230381M1	C53
Belt - Knife Wobble; Ser. No. 12019077 Thru 185937751	834058M1	C84
Belt - Knife Wobble; Ser. No. 185937752 & After	834190M1	C85
Belt - Pickup Drive; W/67" Drive	1047702M1	B122
Belt - Rad. Fan	240575M2	B48
Belt - Reel Drive; Grain	834140M1	C144
Belt - Rotary Screen	228722M1	B50
Belt - Slinger	833742M1	B98
Belt - Straw Spreader; W/Dual Spreader ..	832446M1	B133
Belt - Straw Spreader; W/Single Spreader ..	833131M1	A180
Belt - Tank Unloader	228813M3	C57
Belt - W.P. & Alt	834061M1	7495
Belt - W.P. & Gen.; Ser. No. 9077 & Before	230350M1	▲9505HD
1967		
Belt - Cleaner Fan - Std. Speed	227976M1	B54
Belt - Cleaner Fan & Countershaft	227457M1	C73
Belt - Countershaft - Reel; Grain	227457M1	C73
Belt - Grain Auger	227984M1	C144
Belt - Hyd. Pump	230381M1	C53
Belt - Knife Wobble; Ser. No. 12019077 Thru 185937751	834058M1	C84
Belt - Knife Wobble; Ser. No. 185937752 & After	834190M1	C85

▲ Standard Belt May Also Be Available.

Application	Mfr. No.	Part No.
MASSEY FERGUSON - Continued		
510SP - Continued		
Perkins 6-Cyl. 354 Diesel - Continued		
1967 - Continued		
Belt - Pickup Drive; W/67" Drive	1047702M1	B122
Belt - Rad. Fan	240575M2	B48
Belt - Reel Drive; Grain	227455M1	C126
Belt - Rotary Screen	228722M1	B50
Belt - Slinger	833742M1	B98
Belt - Straw Spreader; W/Dual Spreader ..	832446M1	B133
Belt - Straw Spreader; W/Single Spreader ..	833131M1	A180
Belt - Tank Unloader	228813M3	C57
Belt - W.P. & Alt	834061M1	7495
Belt - W.P. & Gen.; Ser. No. 9077 & Before	230350M1	▲9505HD
1966-1964		
Belt - Cleaner Fan - Std. Speed	227976M1	B54
Belt - Cleaner Fan & Countershaft	227457M1	C73
Belt - Countershaft - Reel; Grain	227457M1	C73
Belt - Grain Auger	227984M1	C144
Belt - Hyd. Pump	230381M1	C53
Belt - Knife Wobble; Ser. No. 12019077 Thru 185937751	834058M1	C84
Belt - Knife Wobble; Ser. No. 185937752 & After	834190M1	C85
Belt - Pickup Drive; W/67" Drive	1047702M1	B122
Belt - Rad. Fan	240575M2	B48
Belt - Reel Drive; Grain	227455M1	C126
Belt - Rotary Screen	228722M1	B50
Belt - Slinger; Exc. Field Installed Kit	228999M1	B72
Belt - Slinger;	222347M1	B81
Belt - Straw Chopper	1033137M1	C330
Belt - Straw Spreader; W/Dual Spreader ..	832446M1	B133
Belt - Straw Spreader; W/Single Spreader ..	833131M1	A180
Belt - Tank Unloader	228813M3	C57
Belt - W.P. & Alt	834061M1	7495
Belt - W.P. & Gen.; Ser. No. 9077 & Before	230350M1	▲9505HD
540SP		
Perkins 4-Cyl. 318 Diesel		
1985-1980		
Belt - A.C.	843045M1	▲9451HD
Belt - Air Intake	240575M2	B48
Belt - Cleaner Fan	832877M1	B56
Belt - Cleaner Fan & Countershaft	228997M1	B47
Belt - Countershaft - Reel	834139M1	C71
Belt - Hyd. Pump	230380M1	TR28583
Belt - Knife Wobble; W/Speed Up 15, 16, 18, 20 ft.	843029M1	C90
Belt - Knife Wobble - Float Cutter Bar	833962M1	C115
Belt - Knife Wobble - Rigid Cutter Bar	834190M1	C85
Belt - Pickup Drive	1047702M1	B122
Belt - Reel Drive; W/Fixed Speed Drive ...	834140M1	C144
Belt - Slinger	834332M1	B95
Belt - Straw Spreader	843742M1	B168
Belt - Straw Walker	832867M1	B133
Belt - W.P., Fan & Alt.	844171M1	7520
1979-1978		
Belt - A.C.	843045M1	▲9451HD
Belt - Air Intake	240575M2	B48
Belt - Cleaner Fan	832877M1	B56
Belt - Cleaner Fan & Countershaft	228997M1	B47
Belt - Countershaft - Reel	834139M1	C71
Belt - Hyd. Pump	230380M1	TR28583
Belt - Knife Wobble; W/Speed Up 15, 16, 18, 20 ft.	843029M1	C90
Belt - Knife Wobble - Float Cutter Bar	833962M1	C115
Belt - Knife Wobble - Rigid Cutter Bar	834190M1	C85
Belt - Pickup Drive	1047702M1	B122
Belt - Reel Drive; W/Fixed Speed Drive ...	834140M1	C144
Belt - Slinger	834332M1	B95
Belt - Straw Spreader	843742M1	B168
Belt - Straw Walker	832867M1	B133

✂ Cut to Fit.

Belts and Coolant Hose for Combines

Application	Mfr. No.	Part No.
MASSEY FERGUSON - Continued		
540SP - Continued		
Perkins 4-Cyl. 318 Diesel - Continued		
1979-1978 - Continued		
Belt - W.P., Fan & Alt	532779M92	②7516
550		
Perkins 6-Cyl. 354 Diesel		
1990		
Belt - Chopper; W/Low Speed Corn Kit	842935M1	C51
Belt - Cleaner Fan - Std. Speed	227976M1	B54
Belt - Cleaner Fan & Countershaft	227457M1	C73
Belt - Countershaft - Reel	834139M1	C71
Belt - Grain Auger	227984M1	C144
Belt - Hyd. Pump	843737M1	6955
Belt - Hydro. Drive - Lower	834176M1	B74
Belt - Knife Wobble - Centered Chain Drive	834058M1	C84
Belt - Knife Wobble - Float Cutter Bar	833962M1	C115
Belt - Knife Wobble - Rigid Cutter Bar; W/Std. Speed	834190M1	C85
Belt - Pickup Drive	1047702M1	B122
Belt - Reel Drive; W/Fixed Speed Drive	834140M1	C144
Belt - Slinger	834332M1	B95
Belt - Tank Unloader	228813M3	C57
Belt - W.P., Fan & Alt	268847M91	②▲9520HD
Hose - Upper		②21379
		or ②●26509
Hose - Lower - Eng. To Pipe		●26515
Hose - Lower - Pipe To Rad.; (2" I.D.)		24232
Hose - By Pass		✂20661
		or ●25251
1989-1982		
Belt - Chopper; W/Low Speed Corn Kit	842935M1	C51
Belt - Cleaner Fan - Std. Speed	227976M1	B54
Belt - Cleaner Fan & Countershaft	227457M1	C73
Belt - Countershaft - Reel	834139M1	C71
Belt - Grain Auger	227984M1	C144
Belt - Hyd. Pump	843737M1	6955
Belt - Hydro. Drive - Lower	834176M1	B74
Belt - Knife Wobble - Centered Chain Drive	834058M1	C84
Belt - Knife Wobble - Float Cutter Bar	833962M1	C115
Belt - Knife Wobble - Rigid Cutter Bar	834190M1	C85
Belt - Pickup Drive	1047702M1	B122
Belt - Reel Drive; W/Fixed Speed Drive	834140M1	C144
Belt - Slinger	834332M1	B95
Belt - Tank Unloader	228813M3	C57
Belt - W.P., Fan & Alt	268847M91	②▲9520HD
Hose - Upper		②21379
		or ②●26509
Hose - Lower - Eng. To Pipe		●26515
Hose - Lower - Pipe To Rad.; (2" I.D.)		24232
Hose - By Pass		✂20661
		or ●25251
1981-1978		
Belt - Chopper; W/Low Speed Corn Kit	842935M1	C51
Belt - Cleaner Fan - Std. Speed	227976M1	B54
Belt - Cleaner Fan & Countershaft	227457M1	C73
Belt - Countershaft - Reel	834139M1	C71
Belt - Grain Auger	227984M1	C144
Belt - Hyd. Pump	843737M1	6955
Belt - Hydro. Drive - Lower	834176M1	B74
Belt - Knife Wobble - Centered Chain Drive	834058M1	C84
Belt - Knife Wobble - Float Cutter Bar	833962M1	C115
Belt - Knife Wobble - Rigid Cutter Bar	834190M1	C85
Belt - Pickup Drive	1047702M1	B122
Belt - Reel Drive; W/Fixed Speed Drive	834140M1	C144
Belt - Slinger	834332M1	B95
Belt - Tank Unloader	228813M3	C57
Belt - W.P., Fan & Alt	532779M92	②7516
Hose - Upper		②21379
		or ②●26509
Hose - Lower - Eng. To Pipe		●26515

Application	Mfr. No.	Part No.
MASSEY FERGUSON - Continued		
550 - Continued		
Perkins 6-Cyl. 354 Diesel - Continued		
1981-1978 - Continued		
Hose - Lower - Pipe To Rad.; (2" I.D.)		24232
Hose - By Pass		✂20661
		or ●25251
550SP		
Perkins 6-Cyl. 354 Diesel		
1990		
Belt - Chopper; W/Low Speed Corn Kit	842935M1	C51
Belt - Cleaner Fan - Std. Speed	227976M1	B54
Belt - Cleaner Fan & Countershaft	227457M1	C73
Belt - Countershaft - Reel	834139M1	C71
Belt - Grain Auger	227984M1	C144
Belt - Hyd. Pump	843737M1	6955
Belt - Hydro. Drive - Lower	834176M1	B74
Belt - Knife Wobble - Centered Chain Drive	834058M1	C84
Belt - Knife Wobble - Float Cutter Bar	833962M1	C115
Belt - Knife Wobble - Rigid Cutter Bar; W/Std. Speed	834190M1	C85
Belt - Pickup Drive	1047702M1	B122
Belt - Reel Drive; W/Fixed Speed Drive	834140M1	C144
Belt - Slinger	834332M1	B95
Belt - Tank Unloader	228813M3	C57
Belt - W.P., Fan & Alt	268847M91	②▲9520HD
1989-1982		
Belt - Chopper; W/Low Speed Corn Kit	842935M1	C51
Belt - Cleaner Fan - Std. Speed	227976M1	B54
Belt - Cleaner Fan & Countershaft	227457M1	C73
Belt - Countershaft - Reel	834139M1	C71
Belt - Grain Auger	227984M1	C144
Belt - Hyd. Pump	843737M1	6955
Belt - Hydro. Drive - Lower	834176M1	B74
Belt - Knife Wobble - Centered Chain Drive	834058M1	C84
Belt - Knife Wobble - Float Cutter Bar	833962M1	C115
Belt - Knife Wobble - Rigid Cutter Bar	834190M1	C85
Belt - Pickup Drive	1047702M1	B122
Belt - Reel Drive; W/Fixed Speed Drive	834140M1	C144
Belt - Slinger	834332M1	B95
Belt - Tank Unloader	228813M3	C57
Belt - W.P., Fan & Alt	268847M91	②▲9520HD
1981-1978		
Belt - Chopper; W/Low Speed Corn Kit	842935M1	C51
Belt - Cleaner Fan - Std. Speed	227976M1	B54
Belt - Cleaner Fan & Countershaft	227457M1	C73
Belt - Countershaft - Reel	834139M1	C71
Belt - Grain Auger	227984M1	C144
Belt - Hyd. Pump	843737M1	6955
Belt - Hydro. Drive - Lower	834176M1	B74
Belt - Knife Wobble - Centered Chain Drive	834058M1	C84
Belt - Knife Wobble - Float Cutter Bar	833962M1	C115
Belt - Knife Wobble - Rigid Cutter Bar	834190M1	C85
Belt - Pickup Drive	1047702M1	B122
Belt - Reel Drive; W/Fixed Speed Drive	834140M1	C144
Belt - Slinger	834332M1	B95
Belt - Tank Unloader	228813M3	C57
Belt - W.P., Fan & Alt	532779M92	②7516
750SP		
Chevrolet V-8 350		
1984-1979		
Belt - A.C.; W/Frigidaire A.C. Compr.	529964M1	▲9430HD
Belt - Alt	258627M91	②7565
Belt - Countershaft - Reel	834139M1	C71
Belt - Gov.	521398M91	7585
Belt - Grain Tank Unloader	833873M1	2/B75
Belt - Hyd. Pump; Ser. No. 169605386 & Before	222882M2	B60
Belt - Hyd. Pump; Ser. No. 169605387 & After	842413M2	B56

② Two Required.
● Vulco-Flex® Coolant Hose.

▲ Standard Belt May Also Be Available.
✂ Cut to Fit.

Agricultural Equipment

Belts and Coolant Hose for Combines

Agricultural Equipment

Application	Mfr. No.	Part No.
MASSEY FERGUSON - Continued		
750SP - Continued		
Chevrolet V-8 350 - Continued		
1984-1979 - Continued		
Belt - Hydro. Reel Pump	842845M1	B78
Belt - Rad. Fan	274339M91	② A66
Belt - Reel Drive; W/Fixed Speed Drive	834140M1	C144
Belt - Return Elevator Drive	833854M2	B116
Belt - Shaker Shoe	273757M91	② B154
Belt - Shaker Shoe Countershaft Fan	281560M91	② B90
Belt - Straw Chopper - Rear	832906M1	C158
Belt - Straw Chopper Corn Kit	842935M1	C51
Belt - Straw Spreader	842110M1	B192
Belt - Wobble Box; W/15-24 Ft. Rigid Bar ..	834190M1	C85
1978		
Belt - A.C.; W/Frigidaire A.C. Compr.	843045M1	♣ 9451HD
Belt - Alt.	258627M91	② 7565
Belt - Countershaft - Reel	834139M1	C71
Belt - Gov.	521398M91	7585
Belt - Grain Tank Unloader	833873M1	2/B75
Belt - Hyd. Pump; Ser. No. 169605386 & Before	222882M2	B60
Belt - Hyd. Pump; Ser. No. 169605387 & After	842413M2	B56
Belt - Hydro. Reel Pump	842845M1	B78
Belt - Rad. Fan	274339M91	② A66
Belt - Reel Drive; W/Fixed Speed Drive	834140M1	C144
Belt - Return Elevator Drive	833854M2	B116
Belt - Shaker Shoe	273757M91	② B154
Belt - Shaker Shoe Countershaft Fan; Ser. No. 15715 & Before	274015M91	② B89
Belt - Shaker Shoe Countershaft Fan; Ser. No. 15716 & After	281560M91	② B90
Belt - Straw Chopper Corn Kit	842935M1	C51
Belt - Straw Spreader	842110M1	B192
Belt - Wobble Box; W/15-24 Ft. Rigid Bar ..	834190M1	C85
1977		
Belt - A.C.; W/Frigidaire A.C. Compr.	843045M1	♣ 9451HD
Belt - Air Intake	216897M1	A70
Belt - Alt.	258627M91	② 7565
Belt - Countershaft - Reel	834139M1	C71
Belt - Gov.	521398M91	7585
Belt - Grain Tank Unloader	833873M1	2/B75
Belt - Hyd. Pump; Ser. No. 169605386 & Before	222882M2	B60
Belt - Hyd. Pump; Ser. No. 169605387 & After	842413M2	B56
Belt - Hydro. Reel Pump	842845M1	B78
Belt - Rad. Fan	274339M91	② A66
Belt - Reel Drive; W/Fixed Speed Drive	834140M1	C144
Belt - Return Elevator Drive	833854M2	B116
Belt - Shaker Shoe	273757M91	② B154
Belt - Shaker Shoe Countershaft Fan	274015M91	② B89
Belt - Straw Chopper Corn Kit	842935M1	C51
Belt - Straw Spreader	842110M1	B192
Belt - Wobble Box; W/15-24 Ft. Rigid Bar ..	834190M1	C85
1976-1973		
Belt - Air Intake	216897M1	A70
Belt - Alt.	258627M91	② 7565
Belt - Countershaft - Reel	834139M1	C71
Belt - Gov.	521398M91	7585
Belt - Grain Tank Unloader	833873M1	2/B75
Belt - Hyd. Pump; Ser. No. 169605386 & Before	222882M2	B60
Belt - Hyd. Pump; Ser. No. 169605387 & After	842413M2	B56
Belt - Hydro. Reel Pump	842845M1	B78
Belt - Rad. Fan	274339M91	② A66
Belt - Reel Drive; W/Fixed Speed Drive	834140M1	C144
Belt - Return Elevator Drive	833854M2	B116
Belt - Shaker Shoe	273757M91	② B154
Belt - Shaker Shoe Countershaft Fan	274015M91	② B89
Belt - Straw Chopper Corn Kit	842935M1	C51

 ② Two Required.
 < Cut to Fit.

Application	Mfr. No.	Part No.
MASSEY FERGUSON - Continued		
750SP - Continued		
Chevrolet V-8 350 - Continued		
1976-1973 - Continued		
Belt - Straw Spreader	842110M1	B192
Belt - Wobble Box; W/15-24 Ft. Rigid Bar ..	834190M1	C85
Perkins 6-Cyl. 354 Diesel		
1984-1979		
Belt - A.C.; W/Frigidaire A.C. Compr.	529964M1	♣ 9430HD
Belt - Alt.; Ser. No. 1696015715 & Before ..	273837M91	② 7570
Belt - Alt.; Ser. No. 1696015716 Thru 1696016538	532779M92	② 7520
Belt - Alt.; Ser. No. 1696016539 & After ...	844079M1	♣ 9520HD
Belt - Countershaft - Reel	834139M1	C71
Belt - Gov.	521398M91	7585
Belt - Grain Tank Unloader	833873M1	2/B75
Belt - Hyd. Pump; Ser. No. 169605386 & Before	222882M2	B60
Belt - Hyd. Pump; Ser. No. 169605387 & After	842413M2	B56
Belt - Hydro. Reel Pump	842845M1	B78
Belt - Rad. Fan	265522M92	② A67
Belt - Reel Drive; W/Fixed Speed Drive	834140M1	C144
Belt - Return Elevator Drive	833854M2	B116
Belt - Shaker Shoe	273757M91	② B154
Belt - Shaker Shoe Countershaft Fan	281560M91	② B90
Belt - Straw Chopper - Rear	832906M1	C158
Belt - Straw Chopper Corn Kit	842935M1	C51
Belt - Straw Spreader	842110M1	B192
Belt - Wobble Box; W/15-24 Ft. Rigid Bar ..	834190M1	C85
Hose - Upper - Eng. To Pipe		♣ 20882
Hose - Upper - Pipe To Rad.; (2" I.D.)		24232
Hose - Lower - Eng. To Pipe		♣ 20611
Hose - Lower - Pipe To Rad.		♣ 20882
1978		
Belt - A.C.; W/Frigidaire A.C. Compr.	843045M1	♣ 9451HD
Belt - Alt.; Ser. No. 1696015715 & Before ..	273837M91	② 7570
Belt - Alt.; Ser. No. 1696015716 Thru 1696016538	532779M92	② 7520
Belt - Alt.; Ser. No. 1696016539 & After ...	844079M1	♣ 9520HD
Belt - Countershaft - Reel	834139M1	C71
Belt - Gov.	521398M91	7585
Belt - Grain Tank Unloader	833873M1	2/B75
Belt - Hyd. Pump; Ser. No. 169605386 & Before	222882M2	B60
Belt - Hyd. Pump; Ser. No. 169605387 & After	842413M2	B56
Belt - Hydro. Reel Pump	842845M1	B78
Belt - Rad. Fan	265522M92	② A67
Belt - Reel Drive; W/Fixed Speed Drive	834140M1	C144
Belt - Return Elevator Drive	833854M2	B116
Belt - Shaker Shoe	273757M91	② B154
Belt - Shaker Shoe Countershaft Fan; Ser. No. 15715 & Before	274015M91	② B89
Belt - Shaker Shoe Countershaft Fan; Ser. No. 15716 & After	281560M91	② B90
Belt - Straw Chopper Corn Kit	842935M1	C51
Belt - Straw Spreader	842110M1	B192
Belt - Wobble Box; W/15-24 Ft. Rigid Bar ..	834190M1	C85
Hose - Upper - Eng. To Pipe		♣ 20882
Hose - Upper - Pipe To Rad.; (2" I.D.)		24232
Hose - Lower - Eng. To Pipe		♣ 20611
Hose - Lower - Pipe To Rad.		♣ 20882
1977		
Belt - A.C.; W/Frigidaire A.C. Compr.	843045M1	♣ 9451HD
Belt - Air Intake	216897M1	A70
Belt - Alt.; Ser. No. 1696015715 & Before ..	273837M91	② 7570
Belt - Alt.; Ser. No. 1696015716 Thru 1696016538	532779M92	② 7520
Belt - Alt.; Ser. No. 1696016539 & After ...	844079M1	♣ 9520HD
Belt - Countershaft - Reel	834139M1	C71
Belt - Gov.	521398M91	7585
Belt - Grain Tank Unloader	833873M1	2/B75

♣ Standard Belt May Also Be Available.

Belts and Coolant Hose for Combines

Application	Mfr. No.	Part No.
MASSEY FERGUSON - Continued		
750SP - Continued		
Perkins 6-Cyl. 354 Diesel - Continued		
1977 - Continued		
Belt - Hyd. Pump; Ser. No. 169605386 & Before	222882M2	B60
Belt - Hyd. Pump; Ser. No. 169605387 & After	842413M2	B56
Belt - Hydro. Reel Pump	842845M1	B78
Belt - Rad. Fan	259047M91	ⓂA65
Belt - Reel Drive; W/Fixed Speed Drive	834140M1	C144
Belt - Return Elevator Drive	833854M2	B116
Belt - Shaker Shoe	273757M91	ⓂB154
Belt - Shaker Shoe Countershaft Fan	274015M91	ⓂB89
Belt - Straw Chopper Corn Kit	842935M1	C51
Belt - Straw Spreader	842110M1	B192
Belt - Wobble Box; W/15-24 Ft. Rigid Bar	834190M1	C85
Hose - Upper - Eng. To Pipe		Ⓢ<20882
Hose - Upper - Pipe To Rad.; (2" I.D.)		24232
Hose - Lower - Eng. To Pipe		Ⓢ<20611
Hose - Lower - Pipe To Rad.		Ⓢ<20882
1976-1973		
Belt - Air Intake	216897M1	A70
Belt - Alt.; Ser. No. 1696015715 & Before	273837M91	Ⓜ7570
Belt - Alt.; Ser. No. 1696015716 Thru 1696016538	532779M92	Ⓜ7520
Belt - Alt.; Ser. No. 1696016539 & After	844079M1	♣9520HD
Belt - Countershaft - Reel	834139M1	C71
Belt - Gov.	521398M91	7585
Belt - Grain Tank Unloader	833873M1	2/B75
Belt - Hyd. Pump; Ser. No. 169605386 & Before	222882M2	B60
Belt - Hyd. Pump; Ser. No. 169605387 & After	842413M2	B56
Belt - Hydro. Reel Pump	842845M1	B78
Belt - Rad. Fan	259047M91	ⓂA65
Belt - Reel Drive; W/Fixed Speed Drive	834140M1	C144
Belt - Return Elevator Drive	833854M2	B116
Belt - Shaker Shoe	273757M91	ⓂB154
Belt - Shaker Shoe Countershaft Fan	274015M91	ⓂB89
Belt - Straw Chopper Corn Kit	842935M1	C51
Belt - Straw Spreader	842110M1	B192
Belt - Wobble Box; W/15-24 Ft. Rigid Bar	834190M1	C85
Hose - Upper - Eng. To Pipe		Ⓢ<20882
Hose - Upper - Pipe To Rad.; (2" I.D.)		24232
Hose - Lower - Eng. To Pipe		Ⓢ<20611
Hose - Lower - Pipe To Rad.		Ⓢ<20882
760SP		
Perkins 6-Cyl. 354 Diesel		
1983-1980		
Belt - A.C.; W/Frigidaire A.C. Compr.	529964M1	♣9430HD
Belt - Alt.	844079M1	♣9520HD
Belt - Countershaft - Reel	834139M1	C71
Belt - Grain Tank Unloader	833862M3	B88
Belt - Hyd. Pump	842413M1	B56
Belt - Hydro. Reel Pump	842845M1	B78
Belt - Rad. Fan	259047M91	ⓂA65
Belt - Reel Drive; W/Fixed Speed Drive	834140M1	C144
Belt - Return Elevator Drive	833854M2	B116
Belt - Shaker Shoe	273757M91	ⓂB154
Belt - Shaker Shoe Countershaft Fan	281560M91	ⓂB90
Belt - Straw Chopper - Rear	832906M1	C158
Belt - Straw Spreader	842110M1	B192
Belt - Straw Walker	833860M1	C210
Belt - Wobble Box; W/15-20 Ft. Floating Bar	843029M1	C90
Belt - Wobble Box; W/15-24 Ft. Rigid Bar	834190M1	C85
Belt - Wobble Box; W/20 Ft. Floating Bar	833962M1	C115
Belt - Wobble Box; W/30 Ft. Table	210774M1	C97
Hose - Upper - Eng. To Pipe		Ⓢ<20206
Hose - Upper - Pipe To Rad.; (2" I.D.)		24232
Hose - Lower - Eng. To Pipe		Ⓢ<20611

Ⓜ Two Required.
♣ Standard Belt May Also Be Available.

Application	Mfr. No.	Part No.
MASSEY FERGUSON - Continued		
760SP - Continued		
Perkins 6-Cyl. 354 Diesel - Continued		
1983-1980 - Continued		
Hose - Lower - Pipe To Rad.		Ⓢ<20420
		or ●26508
1979		
Belt - A.C.; W/Frigidaire A.C. Compr.	529964M1	♣9430HD
Belt - Alt.	844079M1	♣9520HD
Belt - Countershaft - Reel	834139M1	C71
Belt - Grain Tank Unloader	833862M3	B88
Belt - Hyd. Pump	842413M1	B56
Belt - Hydro. Reel Pump	842845M1	B78
Belt - Rad. Fan	259047M91	ⓂA65
Belt - Reel Drive; W/Fixed Speed Drive	834140M1	C144
Belt - Return Elevator Drive	833854M2	B116
Belt - Shaker Shoe	273757M91	ⓂB154
Belt - Shaker Shoe Countershaft Fan	281560M91	ⓂB90
Belt - Straw Chopper - Rear	832906M1	C158
Belt - Straw Spreader	842110M1	B192
Belt - Straw Walker	833860M1	C210
Belt - Wobble Box; W/13 Ft. Rigid Bar	834058M1	C84
Belt - Wobble Box; W/15-20 Ft. Floating Bar	843029M1	C90
Belt - Wobble Box; W/15-24 Ft. Rigid Bar	834190M1	C85
Belt - Wobble Box; W/20 Ft. Floating Bar	833962M1	C115
Belt - Wobble Box; W/30 Ft. Table	210774M1	C97
Hose - Upper - Eng. To Pipe		Ⓢ<20206
Hose - Upper - Pipe To Rad.; (2" I.D.)		24232
Hose - Lower - Eng. To Pipe		Ⓢ<20611
Hose - Lower - Pipe To Rad.		Ⓢ<20420
		or ●26508
1978		
Belt - A.C.; W/Frigidaire A.C. Compr.	529964M1	♣9430HD
Belt - Air Intake	833867M1	A56
Belt - Alt.	273837M91	Ⓜ7570
Belt - Countershaft - Reel	834139M1	C71
Belt - Grain Tank Unloader	833862M3	B88
Belt - Hyd. Pump	842413M1	B56
Belt - Hydro. Reel Pump	842845M1	B78
Belt - Rad. Fan	259047M91	ⓂA65
Belt - Reel Drive; W/Fixed Speed Drive	834140M1	C144
Belt - Return Elevator Drive	833854M2	B116
Belt - Shaker Shoe	273757M91	ⓂB154
Belt - Shaker Shoe Countershaft Fan	274015M91	ⓂB89
Belt - Straw Chopper Corn Kit	842935M1	C51
Belt - Straw Spreader	842110M1	B192
Belt - Straw Walker	833860M1	C210
Belt - Wobble Box; W/13 Ft. Rigid Bar	834058M1	C84
Belt - Wobble Box; W/15-24 Ft. Rigid Bar	834190M1	C85
Hose - Upper - Eng. To Pipe		Ⓢ<20206
Hose - Upper - Pipe To Rad.; (2" I.D.)		24232
Hose - Lower - Eng. To Pipe		Ⓢ<20611
Hose - Lower - Pipe To Rad.		Ⓢ<20420
		or ●26508
1977		
Belt - A.C.; W/Frigidaire A.C. Compr.	843045M1	♣9451HD
Belt - Air Intake	833867M1	A56
Belt - Alt.	273837M91	Ⓜ7570
Belt - Countershaft - Reel	834139M1	C71
Belt - Grain Tank Unloader	833862M3	B88
Belt - Hyd. Pump	842413M1	B56
Belt - Hydro. Reel Pump	842845M1	B78
Belt - Rad. Fan	274339M91	ⓂA66
Belt - Reel Drive; W/Fixed Speed Drive	834140M1	C144
Belt - Return Elevator Drive	833854M2	B116
Belt - Shaker Shoe	273757M91	ⓂB154
Belt - Shaker Shoe Countershaft Fan	274015M91	ⓂB89
Belt - Straw Chopper Corn Kit	842935M1	C51
Belt - Straw Spreader	842110M1	B192
Belt - Straw Walker	833860M1	C210
Belt - Wobble Box; W/13 Ft. Rigid Bar	834058M1	C84
Belt - Wobble Box; W/15-24 Ft. Rigid Bar	834190M1	C85

Ⓢ< Cut to Fit.
● Vulco-Flex® Coolant Hose.

Agricultural Equipment

Belts and Coolant Hose for Combines

Application	Mfr. No.	Part No.
MASSEY FERGUSON - Continued		
760SP - Continued		
Perkins 6-Cyl. 354 Diesel - Continued		
1977 - Continued		
Hose - Upper - Eng. To Pipe		✕20206
Hose - Upper - Pipe To Rad.; (2" I.D.)		24232
Hose - Lower - Eng. To Pipe		✕20611
Hose - Lower - Pipe To Rad.		✕20420
	or	●26508
1976-1975		
Belt - Air Intake	833867M1	A56
Belt - Alt.	273837M91	②7570
Belt - Countershaft - Reel	834139M1	C71
Belt - Grain Tank Unloader	833862M3	B88
Belt - Hyd. Pump	842413M1	B56
Belt - Hydro. Reel Pump	842845M1	B78
Belt - Rad. Fan	274339M91	②A66
Belt - Reel Drive; W/Fixed Speed Drive	834140M1	C144
Belt - Return Elevator Drive	833854M2	B116
Belt - Shaker Shoe	273757M91	②B154
Belt - Shaker Shoe Countershaft Fan	274015M91	②B89
Belt - Straw Chopper Corn Kit	842935M1	C51
Belt - Straw Spreader	842110M1	B192
Belt - Straw Walker	833860M1	C210
Hose - Upper - Eng. To Pipe		✕20206
Hose - Upper - Pipe To Rad.; (2" I.D.)		24232
Hose - Lower - Eng. To Pipe		✕20611
Hose - Lower - Pipe To Rad.		✕20420
	or	●26508
1974-1973		
Belt - Air Intake	833867M1	A56
Belt - Alt.	273837M91	②7570
Belt - Countershaft - Reel	834139M1	C71
Belt - Grain Tank Unloader	833862M3	B88
Belt - Hyd. Pump	222882M2	B60
Belt - Hydro. Reel Pump	842845M1	B78
Belt - Reel Drive; W/Fixed Speed Drive	834140M1	C144
Belt - Return Elevator Drive	833854M2	B116
Belt - Shaker Shoe	273757M91	②B154
Belt - Shaker Shoe Countershaft Fan	274015M91	②B89
Belt - Straw Chopper Corn Kit	842935M1	C51
Belt - Straw Spreader	842110M1	B192
Belt - Straw Walker	833860M1	C210
Hose - Upper - Eng. To Pipe		✕20206
Hose - Upper - Pipe To Rad.; (2" I.D.)		24232
Hose - Lower - Eng. To Pipe		✕20611
Hose - Lower - Pipe To Rad.		✕20420
	or	●26508
1972-1971		
Belt - A.C.	842463M1	B48
Belt - Air Intake	833867M1	A56
Belt - Alt.	521398M91	②7580
Belt - Countershaft - Reel	834139M1	C71
Belt - Grain Tank Unloader	833862M3	B88
Belt - Hyd. Pump	842464M2	TR28657
Belt - Hydro. Reel Pump	842845M1	B78
Belt - Rad. Fan - Left Side	833869M1	▲9550HD
Belt - Rad. Fan - Right Side	833870M1	▲9540HD
Belt - Reel Drive; W/Fixed Speed Drive	834140M1	C144
Belt - Return Elevator Drive	833854M2	B116
Belt - Shaker Shoe	273757M91	②B154
Belt - Shaker Shoe Countershaft Fan	274015M91	②B89
Belt - Straw Chopper Corn Kit	842935M1	C51
Belt - Straw Spreader	842110M1	B192
Belt - Straw Walker	833860M1	C210
Hose - Upper - Eng. To Pipe		✕20206
Hose - Upper - Pipe To Rad.; (2" I.D.)		24232
Hose - Lower - Eng. To Pipe		✕20611
Hose - Lower - Pipe To Rad.		✕20420
	or	●26508

Application	Mfr. No.	Part No.
MASSEY FERGUSON - Continued		
760SP - Continued		
Perkins V-8 540 Diesel		
1983-1982		
Belt - A.C.; W/Frigidaire A.C. Compr.	529964M1	▲9430HD
Belt - Alt.	3040950M91	②A56
Belt - Countershaft - Reel	834139M1	C71
Belt - Grain Tank Unloader	833862M3	B88
Belt - Hyd. Pump	842413M1	B56
Belt - Hydro. Reel Pump	842845M1	B78
Belt - Rad. Fan	259047M91	②A65
Belt - Reel Drive; W/Fixed Speed Drive	834140M1	C144
Belt - Return Elevator Drive	833854M2	B116
Belt - Shaker Shoe	273757M91	②B154
Belt - Shaker Shoe Countershaft Fan	281560M91	②B90
Belt - Straw Chopper - Rear	832906M1	C158
Belt - Straw Spreader	842110M1	B192
Belt - Straw Walker	833860M1	C210
Belt - Wobble Box; W/15-20 Ft. Floating Bar	843029M1	C90
Belt - Wobble Box; W/15-24 Ft. Rigid Bar .	834190M1	C85
Belt - Wobble Box; W/20 Ft. Floating Bar .	833962M1	C115
Belt - Wobble Box; W/30 Ft. Table	210774M1	C97
1981		
Belt - A.C.; W/Frigidaire A.C. Compr.	529964M1	▲9430HD
Belt - Alt.; Ser. No. 13172 & Before	844163M1	▲9600HD
Belt - Alt.; Ser. No. 13173 & After	3040950M91	②A56
Belt - Countershaft - Reel	834139M1	C71
Belt - Grain Tank Unloader	833862M3	B88
Belt - Hyd. Pump	842413M1	B56
Belt - Hydro. Reel Pump	842845M1	B78
Belt - Rad. Fan	259047M91	②A65
Belt - Reel Drive; W/Fixed Speed Drive	834140M1	C144
Belt - Return Elevator Drive	833854M2	B116
Belt - Shaker Shoe	273757M91	②B154
Belt - Shaker Shoe Countershaft Fan	281560M91	②B90
Belt - Straw Chopper - Rear	832906M1	C158
Belt - Straw Spreader	842110M1	B192
Belt - Straw Walker	833860M1	C210
Belt - Wobble Box; W/15-20 Ft. Floating Bar	843029M1	C90
Belt - Wobble Box; W/15-24 Ft. Rigid Bar .	834190M1	C85
Belt - Wobble Box; W/20 Ft. Floating Bar .	833962M1	C115
Belt - Wobble Box; W/30 Ft. Table	210774M1	C97
1980		
Belt - A.C.; W/Frigidaire A.C. Compr.	529964M1	▲9430HD
Belt - Alt.	844163M1	▲9600HD
Belt - Countershaft - Reel	834139M1	C71
Belt - Grain Tank Unloader	833862M3	B88
Belt - Hyd. Pump	842413M1	B56
Belt - Hydro. Reel Pump	842845M1	B78
Belt - Rad. Fan	259047M91	②A65
Belt - Reel Drive; W/Fixed Speed Drive	834140M1	C144
Belt - Return Elevator Drive	833854M2	B116
Belt - Shaker Shoe	273757M91	②B154
Belt - Shaker Shoe Countershaft Fan	281560M91	②B90
Belt - Straw Chopper - Rear	832906M1	C158
Belt - Straw Spreader	842110M1	B192
Belt - Straw Walker	833860M1	C210
Belt - Wobble Box; W/15-20 Ft. Floating Bar	843029M1	C90
Belt - Wobble Box; W/15-24 Ft. Rigid Bar .	834190M1	C85
Belt - Wobble Box; W/20 Ft. Floating Bar .	833962M1	C115
Belt - Wobble Box; W/30 Ft. Table	210774M1	C97
1979		
Belt - A.C.; W/Frigidaire A.C. Compr.	529964M1	▲9430HD
Belt - Alt.	844163M1	▲9600HD
Belt - Countershaft - Reel	834139M1	C71
Belt - Grain Tank Unloader	833862M3	B88
Belt - Hyd. Pump	842413M1	B56
Belt - Hydro. Reel Pump	842845M1	B78
Belt - Rad. Fan	259047M91	②A65
Belt - Reel Drive; W/Fixed Speed Drive	834140M1	C144

✕ Cut to Fit.
② Two Required.

● Vulco-Flex® Coolant Hose.
▲ Standard Belt May Also Be Available.

Belts and Coolant Hose for Combines

Application	Mfr. No.	Part No.
MASSEY FERGUSON - Continued		
760SP - Continued		
Perkins V-8 540 Diesel - Continued		
1979 - Continued		
Belt - Return Elevator Drive	833854M2	B116
Belt - Shaker Shoe	273757M91	ⓐB154
Belt - Shaker Shoe Countershaft Fan	281560M91	ⓐB90
Belt - Straw Chopper - Rear	832906M1	C158
Belt - Straw Spreader	842110M1	B192
Belt - Straw Walker	833860M1	C210
Belt - Wobble Box; W/13 Ft. Rigid Bar	834058M1	C84
Belt - Wobble Box; W/15-20 Ft. Floating Bar	843029M1	C90
Belt - Wobble Box; W/15-24 Ft. Rigid Bar	834190M1	C85
Belt - Wobble Box; W/20 Ft. Floating Bar	833962M1	C115
Belt - Wobble Box; W/30 Ft. Table	210774M1	C97
1978		
Belt - A.C.; W/Frigidaire A.C. Compr.	529964M1	♣9430HD
Belt - Air Intake	833867M1	A56
Belt - Alt.	844163M1	♣9600HD
Belt - Countershaft - Reel	834139M1	C71
Belt - Grain Tank Unloader	833862M3	B88
Belt - Hyd. Pump	842413M1	B56
Belt - Hydro. Reel Pump	842845M1	B78
Belt - Rad. Fan	259047M91	ⓐA65
Belt - Reel Drive; W/Fixed Speed Drive	834140M1	C144
Belt - Return Elevator Drive	833854M2	B116
Belt - Shaker Shoe	273757M91	ⓐB154
Belt - Shaker Shoe Countershaft Fan	274015M91	ⓐB89
Belt - Straw Chopper Corn Kit	842935M1	C51
Belt - Straw Spreader	842110M1	B192
Belt - Straw Walker	833860M1	C210
Belt - Wobble Box; W/13 Ft. Rigid Bar	834058M1	C84
Belt - Wobble Box; W/15-24 Ft. Rigid Bar	834190M1	C85
1977		
Belt - A.C.; W/Frigidaire A.C. Compr.	843045M1	♣9451HD
Belt - Air Intake	833867M1	A56
Belt - Alt.	844163M1	♣9600HD
Belt - Countershaft - Reel	834139M1	C71
Belt - Grain Tank Unloader	833862M3	B88
Belt - Hyd. Pump	842413M1	B56
Belt - Hydro. Reel Pump	842845M1	B78
Belt - Rad. Fan	274339M91	ⓐA66
Belt - Reel Drive; W/Fixed Speed Drive	834140M1	C144
Belt - Return Elevator Drive	833854M2	B116
Belt - Shaker Shoe	273757M91	ⓐB154
Belt - Shaker Shoe Countershaft Fan	274015M91	ⓐB89
Belt - Straw Chopper Corn Kit	842935M1	C51
Belt - Straw Spreader	842110M1	B192
Belt - Straw Walker	833860M1	C210
Belt - Wobble Box; W/13 Ft. Rigid Bar	834058M1	C84
Belt - Wobble Box; W/15-24 Ft. Rigid Bar	834190M1	C85
1976-1975		
Belt - Air Intake	833867M1	A56
Belt - Alt.	844163M1	♣9600HD
Belt - Countershaft - Reel	834139M1	C71
Belt - Grain Tank Unloader	833862M3	B88
Belt - Hyd. Pump	842413M1	B56
Belt - Hydro. Reel Pump	842845M1	B78
Belt - Rad. Fan	274339M91	ⓐA66
Belt - Reel Drive; W/Fixed Speed Drive	834140M1	C144
Belt - Return Elevator Drive	833854M2	B116
Belt - Shaker Shoe	273757M91	ⓐB154
Belt - Shaker Shoe Countershaft Fan	274015M91	ⓐB89
Belt - Straw Chopper Corn Kit	842935M1	C51
Belt - Straw Spreader	842110M1	B192
Belt - Straw Walker	833860M1	C210
1974-1973		
Belt - Air Intake	833867M1	A56
Belt - Alt.	844163M1	♣9600HD
Belt - Countershaft - Reel	834139M1	C71
Belt - Grain Tank Unloader	833862M3	B88

Application	Mfr. No.	Part No.
MASSEY FERGUSON - Continued		
760SP - Continued		
Perkins V-8 540 Diesel - Continued		
1974-1973 - Continued		
Belt - Hyd. Pump	222882M2	B60
Belt - Hydro. Reel Pump	842845M1	B78
Belt - Reel Drive; W/Fixed Speed Drive	834140M1	C144
Belt - Return Elevator Drive	833854M2	B116
Belt - Shaker Shoe	273757M91	ⓐB154
Belt - Shaker Shoe Countershaft Fan	274015M91	ⓐB89
Belt - Straw Chopper Corn Kit	842935M1	C51
Belt - Straw Spreader	842110M1	B192
Belt - Straw Walker	833860M1	C210
1972-1971		
Belt - A.C.	842463M1	B48
Belt - Air Intake	833867M1	A56
Belt - Alt.	844163M1	♣9600HD
Belt - Countershaft - Reel	834139M1	C71
Belt - Grain Tank Unloader	833862M3	B88
Belt - Hyd. Pump	842464M2	TR28657
Belt - Hydro. Reel Pump	842845M1	B78
Belt - Rad. Fan - Left Side	833869M1	♣9550HD
Belt - Rad. Fan - Right Side	833870M1	♣9540HD
Belt - Reel Drive; W/Fixed Speed Drive	834140M1	C144
Belt - Return Elevator Drive	833854M2	B116
Belt - Shaker Shoe	273757M91	ⓐB154
Belt - Shaker Shoe Countershaft Fan	274015M91	ⓐB89
Belt - Straw Chopper Corn Kit	842935M1	C51
Belt - Straw Spreader	842110M1	B192
Belt - Straw Walker	833860M1	C210
780		
Chrysler 6-Cyl. 225		
1962-1953		
Belt - Fan	K194681	7417
Belt - Gov.	K179511	7490
850		
Perkins 6-Cyl. 354 Diesel		
1990-1986		
Belt - A.C.	1614371M1	♣9455HD
Belt - Air Intake	844307M1	A75
Belt - Alt.	844079M1	♣9520HD
Belt - Countershaft - Reel	834139M1	C71
Belt - Grain Tank Unloader	833873M1	2/B75
Belt - Hyd. Pump	842413M2	B56
Belt - Hydro. Reel Pump - Straw Chopper ..	842845M1	B78
Belt - Oil Cooler Fan	844461M1	♣9375HD
Belt - Rad. Fan	265522M91	ⓐA67
Belt - Reel Drive; W/Fixed Speed Drive	834140M1	C144
Belt - Return Elevator Drive	833854M2	B116
Belt - Shaker Shoe	273757M91	ⓐB154
Belt - Shaker Shoe Countershaft Fan	281560M91	ⓐB90
Belt - Straw Chopper Corn Kit	842935M1	C51
Belt - Straw Spreader	842110M1	B192
Belt - Wobble Box; W/15-20 Ft. Floating Bar	833962M1	C115
Belt - Wobble Box; W/15-24 Ft. Rigid Bar ..	834190M1	C85
Belt - Wobble Box; W/22 Ft. Floating Cutter Bar	227455M1	C126
Belt - Wobble Box; W/22, 24 Ft. Rigid Cutter Bar	210774M1	C97
Hose - Lower - Pipe To Rad.; (2 1/4" I.D.)		24236
1985		
Belt - A.C.	1614371M1	♣9455HD
Belt - Air Intake	844307M1	A75
Belt - Alt.	844079M1	♣9520HD
Belt - Countershaft - Reel	834139M1	C71
Belt - Grain Tank Unloader	833873M1	2/B75
Belt - Hyd. Pump	842413M2	B56
Belt - Hydro. Reel Pump	842845M1	B78
Belt - Oil Cooler Fan	844461M1	♣9375HD

ⓐ Two Required.

♣ Standard Belt May Also Be Available.

Agricultural Equipment

Belts and Coolant Hose for Combines

Application	Mfr. No.	Part No.	Application	Mfr. No.	Part No.
MASSEY FERGUSON - Continued			MASSEY FERGUSON - Continued		
850 - Continued			860 - Continued		
Perkins 6-Cyl. 354 Diesel - Continued			Perkins 6-Cyl. 354 Diesel - Continued		
1985 - Continued			1990 - Continued		
Belt - Rad. Fan	265522M91	ⓂA67	Belt - Countershaft - Reel	834139M1	C71
Belt - Reel Drive; W/Fixed Speed Drive	834140M1	C144	Belt - Countershaft To Rotary Screen	844306M1	A53
Belt - Return Elevator Drive	833854M2	B116	Belt - Grain Tank Unloader	833862M3	B88
Belt - Shaker Shoe	273757M91	ⓂB154	Belt - Hyd. Pump	842413M2	B56
Belt - Shaker Shoe Countershaft Fan	281560M91	ⓂB90	Belt - Hydro. Reel Pump - Straw Chopper ..	842845M1	B78
Belt - Straw Chopper Corn Kit	842935M1	C51	Belt - Oil Cooler Fan	3040966M1	▲9395HD
Belt - Straw Spreader	842110M1	B192	Belt - Rad. Fan	284633M91	ⓂA64
Belt - Wobble Box; W/15-20 Ft. Floating Bar	833962M1	C115	Belt - Reel Drive	834140M1	C144
Belt - Wobble Box; W/15-24 Ft. Rigid Bar ..	834190M1	C85	Belt - Return Elevator Drive	833854M2	B116
Belt - Wobble Box; W/22 Ft. Floating Cutter Bar	227455M1	C126	Belt - Rotary Screen Countershaft To Beater	833867M1	A56
Belt - Wobble Box; W/22, 24 Ft. Rigid Cutter Bar	210774M1	C97	Belt - Shaker Shoe	273757M91	ⓂB154
Hose - Lower - Pipe To Rad.; (2 1/4" I.D.)		24236	Belt - Shaker Shoe Countershaft Fan	281560M91	ⓂB90
1984-1983			Belt - Straw Spreader	842110M1	B192
Belt - A.C.	1614371M1	▲9455HD	Belt - Wobble Box; W/15-20 Ft. Floating Bar	833962M1	C115
Belt - Air Intake	844307M1	A75	Belt - Wobble Box; W/15-24 Ft. Rigid Bar ..	834190M1	C85
Belt - Alt.	844079M1	▲9520HD	Belt - Wobble Box; W/22, 24 Ft. Rigid Cutter Bar	210774M1	C97
Belt - Countershaft - Reel	834139M1	C71	1989-1983		
Belt - Grain Tank Unloader	833873M1	2/B75	Belt - A.C.; W/Frigidaire A.C. Compr.	529964M1	▲9430HD
Belt - Hyd. Pump	842413M2	B56	Belt - Alt.	844079M1	▲9520HD
Belt - Hydro. Reel Pump - Straw Chopper ..	842845M1	B78	Belt - Countershaft - Reel	834139M1	C71
Belt - Oil Cooler Fan	844461M1	▲9375HD	Belt - Countershaft To Rotary Screen	844306M1	A53
Belt - Rad. Fan	265522M91	ⓂA67	Belt - Grain Tank Unloader	833862M3	B88
Belt - Reel Drive; W/Fixed Speed Drive	834140M1	C144	Belt - Hyd. Pump	842413M2	B56
Belt - Return Elevator Drive	833854M2	B116	Belt - Hydro. Reel Pump	842845M1	B78
Belt - Shaker Shoe	273757M91	ⓂB154	Belt - Oil Cooler Fan	3040966M1	▲9395HD
Belt - Shaker Shoe Countershaft Fan	281560M91	ⓂB90	Belt - Rad. Fan	284633M91	ⓂA64
Belt - Straw Chopper Corn Kit	842935M1	C51	Belt - Reel Drive	834140M1	C144
Belt - Straw Spreader	842110M1	B192	Belt - Return Elevator Drive	833854M2	B116
Belt - Wobble Box; W/15-20 Ft. Floating Bar	833962M1	C115	Belt - Rotary Screen Countershaft To Beater	833867M1	A56
Belt - Wobble Box; W/15-24 Ft. Rigid Bar ..	834190M1	C85	Belt - Shaker Shoe	273757M91	ⓂB154
Belt - Wobble Box; W/22 Ft. Floating Cutter Bar	227455M1	C126	Belt - Shaker Shoe Countershaft Fan	281560M91	ⓂB90
Belt - Wobble Box; W/22, 24 Ft. Rigid Cutter Bar	210774M1	C97	Belt - Straw Spreader	842110M1	B192
Hose - Lower - Pipe To Rad.; (2 1/4" I.D.)		24236	Belt - Wobble Box; W/15-20 Ft. Floating Bar	833962M1	C115
1982-1981			Belt - Wobble Box; W/15-24 Ft. Rigid Bar ..	834190M1	C85
Belt - A.C.	529964M1	▲9430HD	Belt - Wobble Box; W/22, 24 Ft. Rigid Cutter Bar	210774M1	C97
Belt - Air Intake	844307M1	A75	1982-1981		
Belt - Alt.	844079M1	▲9520HD	Belt - A.C.; W/Frigidaire A.C. Compr.	529964M1	▲9430HD
Belt - Countershaft - Reel	834139M1	C71	Belt - Alt.	844079M1	▲9520HD
Belt - Grain Tank Unloader	833873M1	2/B75	Belt - Countershaft - Reel	834139M1	C71
Belt - Hyd. Pump	842413M2	B56	Belt - Countershaft To Rotary Screen	844306M1	A53
Belt - Hydro. Reel Pump - Straw Chopper ..	842845M1	B78	Belt - Grain Tank Unloader	833862M3	B88
Belt - Oil Cooler Fan	844461M1	▲9375HD	Belt - Hyd. Pump	842413M2	B56
Belt - Rad. Fan	265522M91	ⓂA67	Belt - Hydro. Reel Pump	842845M1	B78
Belt - Reel Drive; W/Fixed Speed Drive	834140M1	C144	Belt - Oil Cooler Fan	3040966M1	▲9395HD
Belt - Return Elevator Drive	833854M2	B116	Belt - Rad. Fan	259047M91	ⓂA65
Belt - Shaker Shoe	273757M91	ⓂB154	Belt - Reel Drive	834140M1	C144
Belt - Shaker Shoe Countershaft Fan	281560M91	ⓂB90	Belt - Return Elevator Drive	833854M2	B116
Belt - Straw Chopper Corn Kit	842935M1	C51	Belt - Rotary Screen Countershaft To Beater	833867M1	A56
Belt - Straw Spreader	842110M1	B192	Belt - Shaker Shoe	273757M91	ⓂB154
Belt - Wobble Box; W/15-20 Ft. Floating Bar	833962M1	C115	Belt - Shaker Shoe Countershaft Fan	281560M91	ⓂB90
Belt - Wobble Box; W/15-24 Ft. Rigid Bar ..	834190M1	C85	Belt - Straw Spreader	842110M1	B192
Belt - Wobble Box; W/22 Ft. Floating Cutter Bar	227455M1	C126	Belt - Wobble Box; W/15-20 Ft. Floating Bar	833962M1	C115
Belt - Wobble Box; W/22, 24 Ft. Rigid Cutter Bar	210774M1	C97	Belt - Wobble Box; W/15-24 Ft. Rigid Bar ..	834190M1	C85
Hose - Lower - Pipe To Rad.; (2 1/4" I.D.)		24236	Belt - Wobble Box; W/22, 24 Ft. Rigid Cutter Bar	210774M1	C97
860			Perkins V-8 540 Diesel		
Perkins 6-Cyl. 354 Diesel			1990		
Belt - A.C.; W/Frigidaire A.C. Compr.	529964M1	▲9430HD	Belt - A.C.; W/Frigidaire A.C. Compr.	529964M1	▲9430HD
Belt - Alt.	844079M1	▲9520HD	Belt - Alt. & W.P.	844163M1	▲9600HD
Ⓜ Two Required.			Belt - Countershaft - Reel	834139M1	C71
			Belt - Countershaft To Rotary Screen	844306M1	A53
			▲ Standard Belt May Also Be Available.		

Belts and Coolant Hose for Combines

Application	Mfr. No.	Part No.	Application	Mfr. No.	Part No.
MASSEY FERGUSON - Continued			MASSEY FERGUSON - Continued		
860 - Continued			8570		
Perkins V-8 540 Diesel - Continued			Cummins 6-Cyl. 8.3 L Diesel		
1990 - Continued			1997-1990		
Belt - Grain Tank Unloader	833862M3	B88	Belt - A.C.	531603M1	▲9510HD
Belt - Hyd. Pump	842413M2	B56	Belt - Grain Elevator	227455M1	C126
Belt - Hydro. Reel Pump - Straw Chopper ..	842845M1	B78	Belt - Spreader J.S.	227455M1	C126
Belt - Oil Cooler Fan	3040966M1	▲9395HD	8590		
Belt - Rad. Fan	284633M91	②A64	Perkins V-8 640 Diesel		
Belt - Reel Drive	834140M1	C144	1990		
Belt - Return Elevator Drive	833854M2	B116	Belt - Alt.; <under research>	137591M1	7460
Belt - Rotary Screen Countershaft To			Belt - Alt.; W/49 3/8" Belt O.C.	186976M1	▲9490HD
Beater	833867M1	A56	Belt - Rotary Screen	514891M1	AX80
Belt - Shaker Shoe	273757M91	②B154	Belt - Thresher Declutch Drive	2404170W1	B100
Belt - Shaker Shoe Countershaft Fan	281560M91	②B90	1989-1985		
Belt - Straw Spreader	842110M1	B192	Belt - Alt.; W/49 3/8" Belt O.C.	186976M1	▲9490HD
Belt - Wobble Box; W/15-20 Ft. Floating			Belt - Rotary Screen	514891M1	AX80
Bar	833962M1	C115	Belt - Thresher Declutch Drive	2404170W1	B100
Belt - Wobble Box; W/15-24 Ft. Rigid Bar ..	834190M1	C85	8780		
Belt - Wobble Box; W/22, 24 Ft. Rigid			Cummins 6-Cyl. 8.3 L Diesel		
Cutter Bar	210774M1	C97	1997		
1989-1983			Belt - Chopper	71388712	C120
Belt - A.C.; W/Frigidaire A.C. Compr.	529964M1	▲9430HD	Belt - Fan & A.C.	531603M1	▲9510HD
Belt - Alt. & W.P.	844163M1	▲9600HD	Belt - Grain Elevator	227455M1	C126
Belt - Countershaft - Reel	834139M1	C71	Belt - Spreader J.S.	227455M1	C126
Belt - Countershaft To Rotary Screen	844306M1	A53	9690		
Belt - Grain Tank Unloader	833862M3	B88	Cummins 6-Cyl. 8.3 L Diesel		
Belt - Hyd. Pump	842413M2	B56	2008-2006		
Belt - Hydro. Reel Pump	842845M1	B78	Belt - Beater Drive	71386352	B173
Belt - Oil Cooler Fan	3040966M1	▲9395HD	2005		
Belt - Rad. Fan	284633M91	②A64	Belt - Beater Drive	71386352	B173
Belt - Reel Drive	834140M1	C144	Belt - Chopper - Rear	71388712	C210
Belt - Return Elevator Drive	833854M2	B116	2004-2003		
Belt - Rotary Screen Countershaft To			Belt - Grain Elevator	227455M1	C126
Beater	833867M1	A56	Belt - Beater Drive	71386352	B173
Belt - Shaker Shoe	273757M91	②B154	Belt - Chopper - Rear	71388712	C210
Belt - Shaker Shoe Countershaft Fan	281560M91	②B90	Sisu 6-Cyl. 513 Diesel		
Belt - Straw Spreader	842110M1	B192	2008-2007		
Belt - Wobble Box; W/15-20 Ft. Floating			Belt - Beater Drive	71386352	B173
Bar	833962M1	C115	9720		
Belt - Wobble Box; W/15-24 Ft. Rigid Bar ..	834190M1	C85	Perkins V-8 640 Diesel		
Belt - Wobble Box; W/22, 24 Ft. Rigid			1993-1987		
Cutter Bar	210774M1	C97	Belt - Alt.; W/43 1/8" Belt O.C.	2403270W1	7425
1982-1981			Belt - Alt.; W/49 3/8" Belt O.C.	186976M1	▲9490HD
Belt - A.C.; W/Frigidaire A.C. Compr.	529964M1	▲9430HD	Belt - Rotary Screen	514891M1	AX80
Belt - Alt. & W.P.	844163M1	▲9600HD	Belt - Thresher Declutch Drive	2404170W1	B100
Belt - Countershaft - Reel	834139M1	C71	9790		
Belt - Countershaft To Rotary Screen	844306M1	A53	Cummins 6-Cyl. 8.9 L Diesel		
Belt - Grain Tank Unloader	833862M3	B88	2008-2006		
Belt - Hyd. Pump	842413M2	B56	Belt - Spreader J.S.	227455M1	C126
Belt - Hydro. Reel Pump	842845M1	B78	Belt - A.C.	71148120	▲9510HD
Belt - Oil Cooler Fan	3040966M1	▲9395HD	Belt - Rotary Screen	71396754	A68
Belt - Rad. Fan	259047M91	②A65	2005		
Belt - Reel Drive	834140M1	C144	Belt - Chopper - Rear	71388712	C210
Belt - Return Elevator Drive	833854M2	B116	Belt - Spreader J.S.	227455M1	C126
Belt - Rotary Screen Countershaft To			Belt - A.C.	71148120	▲9510HD
Beater	833867M1	A56	Belt - Rotary Screen	71396754	A68
Belt - Shaker Shoe	273757M91	②B154	2004-2003		
Belt - Shaker Shoe Countershaft Fan	281560M91	②B90	Belt - Grain Elevator	227455M1	C126
Belt - Straw Spreader	842110M1	B192	Belt - Chopper - Rear	71388712	C210
Belt - Wobble Box; W/15-20 Ft. Floating			Belt - Spreader J.S.	227455M1	C126
Bar	833962M1	C115	Belt - A.C.	71148120	▲9510HD
Belt - Wobble Box; W/15-24 Ft. Rigid Bar ..	834190M1	C85	Belt - Rotary Screen	71396754	A68
Belt - Wobble Box; W/22, 24 Ft. Rigid			8560		
Cutter Bar	210774M1	C97	Cummins 6-Cyl. 5.9 L Diesel		
1990-1986			1990-1986		
Belt - A.C.	525906M1	▲9480HD	Belt - A.C.	227455M1	C126
Belt - Chopper J.S.	227455M1	C126	Belt - Chopper J.S.	227455M1	C126
Belt - Grain Elevator	227455M1	C126	Belt - Grain Elevator	227455M1	C126
Belt - Spreader J.S.	227455M1	C126	Belt - Spreader J.S.	227455M1	C126

▲ Standard Belt May Also Be Available.

② Two Required.

Agricultural Equipment

Belts and Coolant Hose for Combines

Application	Mfr. No.	Part No.	Application	Mfr. No.	Part No.
MASSEY FERGUSON - Continued			MINNEAPOLIS-MOLINE		
9790 - Continued			570 Customatic SP		
Sisu 6-Cyl. 513 Diesel			Continental 6-Cyl. 226		
2008-2007			1963-1959		
Belt - Spreader J.S.	227455M1	C126	Belt - Fan & Gen.	835S	TR20451
Belt - A.C.	71148120	▲9510HD	2890SP		
Belt - Rotary Screen	71396754	A68	Chrysler 6-Cyl. 251		
9895			1971-1964		
Caterpillar C13 Diesel			Belt - Fan & Gen.		
2009-2007					TR24489
Belt - Rotary Screen	71396754	A68			TR22322
Super 92			Hose - Upper		
Continental 4-Cyl. 242			●26521		
1963-1960			Hose - Lower		
Belt - Fan	220773M1	B94	●26612		
Belt - Hyd. Pump	210716M1	B57	7600SP		
Belt - W.P. & Gen.	1506373M1	TR24489	Chrysler V-8 318		
Hose - Upper; Ser. No. 157118 & Before		✕20206	1974-1972		
Hose - Lower; Ser. No. 157118 & Before		✕20065	Belt - Air Compr.		
Perkins 4-Cyl. 302 Diesel			▲9630HD		
1963-1960			B110		
Belt - Hyd. Pump	227976M1	B54	Belt - Cleaner Fan		
Belt - W.P. & Gen.	1852966M1	▲9530HD	W9811480		
MASSEY HARRIS			Belt - Crop Chopper - Front		
27; 27SP			W7532730		
Chrysler 6-Cyl. 225			Belt - Crop Chopper - Intermediate		
1952-1949			W7532740		
Belt - Fan	GK5105	B96	Belt - Fan & Alt.		
60SP			W9811873		
Chrysler 6-Cyl. 225			Belt - Hydro. Charge Pump		
1955-1953			311567430		
Belt - Fan; Ser. No. 250299 & Before	203052M1	B92	Belt - Hydro. Drive		
Belt - Fan; Ser. No. 250300 & After	213850M1	B90	W9811840		
Belt - Hyd. Pump; Ser. No. 251094 & Before	210716M1	B57	Belt - Leveling Auger		
Belt - Hyd. Pump; Ser. No. 251095 & After	210810M1	B51	311563120		
Belt - W.P. & Gen.	1506373M1	TR24489	Belt - Propulsion		
80SP			W9811830		
Chrysler 6-Cyl. 225			Belt - Return Elevator Drive		
1955-1953			W9811490		
Belt - Fan; Ser. No. 208479 & After	213850M1	B90	Belt - Straw Spreader		
Belt - Gov.	211740M2	TR22350	311568370		
Belt - Hyd. Pump; W/Bendix Pump	210716M1	B57	Belt - Straw Walker		
Belt - Hyd. Pump; W/Pesco Pump	210810M1	B51	W9811710		
Belt - W.P. & Gen.	1506373M1	TR24489	Belt - Unloader Countershaft		
82SP			W9811420		
Chrysler 6-Cyl. 225			Chrysler V-8 318 Diesel		
1958			1974-1972		
Belt - Fan	213850M1	B90	Belt - Air Compr.		
Belt - Gov.	211740M1	TR22350	311607690		
Belt - Hyd. Pump	210810M1	B51	▲9630HD		
Belt - W.P. & Gen.	213850M1	B90	B110		
90SP			Belt - Cleaner Fan		
Chrysler 6-Cyl. 225			W9811480		
1955-1953			Belt - Crop Chopper - Front		
Belt - Fan; Ser. No. 133149 & After	213850M1	B90	W7532730		
Belt - Gov.	211740M2	TR22350	Belt - Crop Chopper - Intermediate		
Belt - Hyd. Pump; W/Bendix Pump	210716M1	B57	W7532740		
Belt - Hyd. Pump; W/Pesco Pump	210810M1	B51	Belt - Fan & Alt.		
Belt - W.P. & Gen.	1506373M1	TR24489	W9811873		
			Belt - Hydro. Charge Pump		
			311567430		
			Belt - Hydro. Drive		
			W9811840		
			Belt - Leveling Auger		
			311563120		
			Belt - Propulsion		
			W9811830		
			Belt - Return Elevator Drive		
			W9811490		
			Belt - Straw Walker		
			W9811710		
			Belt - Unloader Countershaft		
			311558170		
			Belt - W.P. & Alt.		
			311558900		
			7465		
			7800SP		
			Chrysler V-8 400		
			1974-1972		
			Belt - Air Compr.		
			311607690		
			▲9630HD		
			B110		
			Belt - Cleaner Fan		
			W9811480		
			Belt - Crop Chopper - Front		
			W7532730		
			C90		
			Belt - Crop Chopper - Intermediate		
			W7532740		
			C112		
			Belt - Fan & Alt.		
			W9811873		
			7525		
			Belt - Hydro. Charge Pump		
			311567430		
			7665		
			Belt - Hydro. Drive		
			W9811840		
			2/B162		
			Belt - Leveling Auger		
			311563120		
			B144		
			Belt - Propulsion		
			W9811830		
			3/B81		
			Belt - Return Elevator Drive		
			W9811490		
			B64		
			Belt - Straw Walker		
			W9811710		
			B150		
			Belt - Unloader Countershaft		
			311558170		
			2/B61		
			Belt - W.P. & Alt.		
			311558900		
			7465		
			Chrysler V-8 400 Diesel		
			1974-1972		
			Belt - Air Compr.		
			311607690		
			▲9630HD		
			B110		
			Belt - Cleaner Fan		
			W9811480		
			B110		
			Belt - Crop Chopper - Front		
			W7532730		
			C90		
			Belt - Crop Chopper - Intermediate		
			W7532740		
			C112		
			Belt - Hydro. Charge Pump		
			311567430		
			7665		
			Belt - Propulsion		
			W9811830		
			3/B81		
			Belt - Rad. Fan		
			311558890		
			②7495		
			Belt - Return Elevator Drive		
			W9811490		
			B64		
			Belt - Straw Walker		
			W9811710		
			B150		
			Belt - Unloader Countershaft		
			311558170		
			2/B61		
			Belt - W.P. & Alt.		
			311558900		
			7465		

▲ Standard Belt May Also Be Available.
● Vulco-Flex® Coolant Hose.

✕ Cut to Fit.
② Two Required.

Belts and Coolant Hose for Combines

Application	Mfr. No.	Part No.	Application	Mfr. No.	Part No.
MINNEAPOLIS-MOLINE - Continued			NEW HOLLAND - Continued		
7800SP - Continued			995 - Continued		
Chrysler V-8 400 Diesel - Continued			Ford V-8 391		
1974-1972 - Continued			1973-1968		
Belt - Straw Walker	W9811710	B150	Belt - Fan & Alt.	230043	▲9476HD
Belt - Unloader Countershaft	311558170	2/B61	Belt - Hyd. Pump		B55
Belt - W.P. & Alt.	311558900	7465			
S			1400		
Continental 6-Cyl. 226			Ford 6-Cyl. 300		
1954-1953			1980-1974		
Belt - Fan & Gen.	835S	TR20451	Belt - Alt. & W.P.	500599	▲9412HD
SP168			Belt - Eng. Fan	500595	▲9412HD
Continental 6-Cyl. 226			Belt - Fan; W/Variable Speed Drive	247782	C106
1960-1954			Belt - Fan & Alt.	500597	▲9470HD
Belt - Fan & Gen.	835S	TR20451	Belt - Gov.	500598	7450
SPR168			Belt - Hyd. Pump	335258	②B55
Continental 6-Cyl. 226			Belt - Rotary Screen	354338	A33
1959-1955			Belt - Tailings Elevator	323413	C75
Belt - Fan & Gen.	835S	TR20451	Hose - Upper		≧20046
SR					or ●26502
Continental 6-Cyl. 226			Hose - Lower - Eng. To Pipe		●26501
1953-1952			Hose - Lower - Pipe To Rad.; (1 3/4" I.D.)		24228
Belt - Fan & Gen.	835S	TR20451	Ford 6-Cyl. 380 Diesel		
NEW HOLLAND			1980-1974		
885			Belt - Alt. & W.P.		
Ford 6-Cyl. 300			Belt - Eng. Fan		
1969			Belt - Fan; W/Variable Speed Drive		
Belt - Fan		▲9412HD	Belt - Fan & Alt.		
Belt - W.P. & Alt.		7417	Belt - Hyd. Pump		
Belt - W.P. & Hyd. Pump		7450	Belt - Rotary Screen		
Hose - Upper		≧20611	Belt - Tailings Elevator		
		or ●26510	Hose - Upper		
Hose - Lower - Eng. To Pipe		≧20957	Hose - Lower - Eng. To Cooler		
Hose - Lower - Pipe To Rad.; (1 3/4" I.D.)		24228	Hose - Lower - Pipe To Rad.		
975			1500		
Ford 6-Cyl. 240			Caterpillar V-8 573 Diesel		
1974-1967			1980-1973		
Belt - Fan		▲9412HD	Belt - Fan; W/Variable Speed Drive		
Belt - W.P. & Alt.		7417	Belt - Gov.		
Belt - W.P. & Hyd. Pump		7450	Belt - Hyd. Pump		
Hose - Upper		≧20611	Belt - Rotary Screen		
		or ●26510	Belt - Tailings Elevator		
Hose - Lower - Eng. To Pipe		≧20957	Ford V-8 391		
Hose - Lower - Pipe To Rad.; (1 3/4" I.D.)		24228	1980-1973		
980			Belt - Fan; W/Variable Speed Drive		
Ford 6-Cyl. 240			Belt - Fan & Alt.		
1967-1966			Belt - Gov.		
Belt - Fan		▲9500HD	Belt - Hyd. Pump		
Belt - Gov.		7250	Belt - Rotary Screen		
Belt - W.P. & Alt.		7430	Belt - Tailings Elevator		
Hose - Upper		●26611	Hose - Upper		
Hose - Lower; (1 3/4" I.D.)		24228	Hose - Lower - Eng. To Cooler		
995			Hose - Lower - Pipe To Rad.		
Ford 6-Cyl. 380 Diesel			CR920		
1973-1968			New Holland 6-Cyl. 7.5 L Diesel		
Belt - Fan & Alt.		②▲9470HD	2004-2002		
Belt - Hyd. Pump	230043	B55	Belt - Air Compressor Blow-Off System		
			Belt - Rotary Screen Drive Shaft; W/High Speed		
			84061465		
			▲9605HD		
			87323050		
			②▲9690HD		
			CR940		
			New Holland 6-Cyl. 7.5 L Diesel		
			2006-2002		
			Belt - Air Compressor Blow-Off System		
			Belt - Rotary Screen Drive Shaft; W/High Speed		
			84061465		
			▲9605HD		
			87323050		
			②▲9690HD		

▲ Standard Belt May Also Be Available.
● Vulco-Flex® Coolant Hose.

≧ Cut to Fit.
② Two Required.

Belts and Coolant Hose for Combines

Application	Mfr. No.	Part No.	Application	Mfr. No.	Part No.
NEW HOLLAND - Continued			NEW HOLLAND - Continued		
CR960			TR70 - Continued		
New Holland 6-Cyl. 7.8 L Diesel			Ford V-8 361 - Continued		
2006-2002			1980-1975 - Continued		
Belt - Rotary Screen Drive Shaft; W/High Speed	87323050	②▲9690HD	Belt - Clean Grain Elevator	703747	C92
CR970			Belt - Fan & Alt.	86514610	②▲9465HD
New Holland 6-Cyl. 10.3 L Diesel			Belt - Gov.	266209	▲9510HD
2006-2002			Belt - Header	246980	D162
Belt - Rotary Screen Drive Shaft; W/High Speed	87323050	②▲9690HD	Belt - Hyd. Pump	248332	②B65
CR9040; CR9060			Belt - Rotary Screen	696719	A33
New Holland 6-Cyl. 9.0 L Diesel			Belt - Rotary Screen Drive Shaft	246771	A69
2009-2007			Belt - Straw Spreader	246727	B195
Belt - Rotary Screen Drive Shaft; W/High Speed	87323050	②▲9690HD	Belt - Unloader Auger	247782	C106
CR9070			TR75		
New Holland 6-Cyl. 10.3 L Diesel			Caterpillar 3208 Diesel		
2009-2007			1985-1984		
Belt - Rotary Screen Drive Shaft; W/High Speed	87323050	②▲9690HD	Belt - A.C.; W/48 3/8" Belt O.C.	259346	▲9480HD
CX840			Belt - Alt.	626654	②▲9555HD
New Holland 6-Cyl. 7.5 L Diesel			Belt - Chopper Beater	246727	B195
2001			Belt - Clean Grain Elevator	703747	C92
Belt - Air Compressor Blow-Off System	84061465	▲9605HD	Belt - Eng. Fan	647901	②7508
TR70			Belt - Feeder House; W/Fixed Speed Drive	621367	C115
Caterpillar 3208 Diesel			Belt - Hyd. Pump	248332	②B65
1980-1979			Belt - Rotary Screen - Lower; W/66" Belt O.C.	610767	AX64
Belt - A.C.	264557	▲9530HD	Belt - Straw Chopper - Rear	614040	CX158
Belt - Clean Grain Elevator	703747	C92	Belt - Straw Spreader	230143	B195
Belt - Fan & Alt.; W/Delco Alt.	626654	②▲9555HD	Belt - Unloader Auger	247782	C106
Belt - Fan & Alt.; W/Motorola Alt.	254084	▲9510HD	Hose - Upper		●26512
Belt - Header	246980	D162	1983		
Belt - Hyd. Pump	248332	②B65	Belt - A.C.; W/48 3/8" Belt O.C.	259346	▲9480HD
Belt - Rotary Screen	696719	A33	Belt - Alt.	626654	②▲9555HD
Belt - Rotary Screen Drive Shaft	246771	A69	Belt - Chopper Beater	246727	B195
Belt - Straw Spreader	246727	B195	Belt - Clean Grain Elevator	703747	C92
Belt - Unloader Auger	247782	C106	Belt - Eng. Fan	647901	②7508
1978-1975			Belt - Feeder House; W/Fixed Speed Drive	621367	C115
Belt - A.C.	264557	▲9530HD	Belt - Header; W/168" Drive; Ser. No. 403276 & Before	246980	D162
Belt - Clean Grain Elevator	703747	C92	Belt - Hyd. Pump	248332	②B65
Belt - Fan & Alt.; W/Delco Alt.	626654	▲9555HD	Belt - Rotary Screen - Lower; W/66" Belt O.C.	610767	AX64
Belt - Fan & Alt.; W/Motorola Alt.	254084	▲9510HD	Belt - Straw Chopper - Rear	614040	CX158
Belt - Header	246980	D162	Belt - Straw Spreader	230143	B195
Belt - Hyd. Pump	248332	②B65	Belt - Unloader Auger	247782	C106
Belt - Rotary Screen	696719	A33	Hose - Upper		●26512
Belt - Rotary Screen Drive Shaft	246771	A69	1982		
Belt - Straw Spreader	246727	B195	Belt - A.C.; W/48 3/8" Belt O.C.	259346	▲9480HD
Belt - Unloader Auger	247782	C106	Belt - A.C.; W/54 7/8" Belt O.C.	577240	▲9545HD
Ford 6-Cyl. 363 Diesel			Belt - Alt.	626654	②▲9555HD
1980-1975			Belt - Chopper Beater	246727	B195
Belt - A.C.	577240	▲9545HD	Belt - Clean Grain Elevator	703747	C92
Belt - Clean Grain Elevator	703747	C92	Belt - Eng. Fan	647901	②7508
Belt - Fan & Alt.	576774	▲9470HD	Belt - Feeder House; W/Fixed Speed Drive	621367	C115
Belt - Header	246980	D162	Belt - Header; W/168" Drive	246980	D162
Belt - Hyd. Pump	576772	②B67	Belt - Hyd. Pump	248332	②B65
Belt - Rotary Screen	696719	A33	Belt - Hydro. Charge Pump	259477	B66
Belt - Rotary Screen Drive Shaft	246771	A69	Belt - Hydro. Drive - Lower; W/122" Drive	716414	CX120
Belt - Straw Spreader	246727	B195	Belt - Hydro. Drive - Upper	716416	C92
Belt - Unloader Auger	247782	C106	Belt - Rotary Screen - Lower; W/66" Belt O.C.	610767	AX64
Hose - Upper		●26511	Belt - Straw Chopper - Rear	614040	CX158
Ford V-8 361			Belt - Straw Spreader	230143	B195
1980-1975			Belt - Unloader Auger	247782	C106
Belt - A.C.	264557	▲9530HD	Hose - Upper		●26512

② Two Required.

● Vulco-Flex® Coolant Hose.

▲ Standard Belt May Also Be Available.

Belts and Coolant Hose for Combines

Application	Mfr. No.	Part No.	Application	Mfr. No.	Part No.
NEW HOLLAND - Continued			NEW HOLLAND - Continued		
TR75 - Continued			TR85		
Caterpillar 3208 Diesel - Continued			Caterpillar 3208 Diesel		
1981-1980 - Continued			1985-1984		
Belt - Header; W/168" Drive	246980	D162	Belt - A.C.; W/48 3/8" Belt O.C.	259346	▲9480HD
Belt - Hyd. Pump	248332	②B65	Belt - Alt.	626654	②▲9555HD
Belt - Hydro. Charge Pump	259477	B66	Belt - Chopper Beater	246727	B195
Belt - Hydro. Drive - Lower; W/122" Drive .	716414	CX120	Belt - Clean Grain Elevator	703747	C92
Belt - Hydro. Drive - Upper	716416	C92	Belt - Eng. Fan	647901	②7508
Belt - Rotary Screen - Lower; W/66" Belt O.C.	610767	AX64	Belt - Hyd. Pump	248332	②B65
Belt - Straw Chopper - Rear	614040	CX158	Belt - Rotary Screen - Lower; W/66" Belt O.C.	610767	AX64
Belt - Straw Spreader	230143	B195	Belt - Straw Chopper - Rear	614040	CX158
Belt - Unloader Auger	247782	C106	Belt - Straw Spreader	230143	B195
Hose - Upper	●26512	●26512	Belt - Unloader Auger	247782	C106
Ford 6-Cyl. 363 Diesel			Hose - Upper	⊗21379	or ●26511
1985-1984			1983		
Belt - A.C.; W/48 3/8" Belt O.C.	259346	▲9480HD	Belt - A.C.; W/48 3/8" Belt O.C.	259346	▲9480HD
Belt - Chopper Beater	246727	B195	Belt - Alt.	626654	②▲9555HD
Belt - Clean Grain Elevator	703747	C92	Belt - Chopper Beater	246727	B195
Belt - Feeder House; W/Fixed Speed Drive	621367	C115	Belt - Clean Grain Elevator	703747	C92
Belt - Rotary Screen - Lower; W/66" Belt O.C.	610767	AX64	Belt - Eng. Fan	647901	②7508
Belt - Straw Chopper - Rear	614040	CX158	Belt - Feeder House; W/Fixed Speed Drive; Ser. No. 308000 Thru 404264	621367	C115
Belt - Straw Spreader	230143	B195	Belt - Header; W/168" Drive; Ser. No. 404264 & Before	246980	D162
Belt - Unloader Auger	247782	C106	Belt - Hyd. Pump	248332	②B65
1983			Belt - Rotary Screen - Lower; W/66" Belt O.C.	610767	AX64
Belt - A.C.; W/48 3/8" Belt O.C.	259346	▲9480HD	Belt - Straw Chopper - Rear	614040	CX158
Belt - Chopper Beater	246727	B195	Belt - Straw Spreader	230143	B195
Belt - Clean Grain Elevator	703747	C92	Belt - Unloader Auger	247782	C106
Belt - Feeder House; W/Fixed Speed Drive	621367	C115	Hose - Upper	⊗21379	or ●26511
Belt - Header; W/168" Drive; Ser. No. 403276 & Before	246980	D162	1982		
Belt - Rotary Screen - Lower; W/66" Belt O.C.	610767	AX64	Belt - A.C.; W/48 3/8" Belt O.C.	259346	▲9480HD
Belt - Straw Chopper - Rear	614040	CX158	Belt - A.C.; W/54 7/8" Belt O.C.	577240	▲9545HD
Belt - Straw Spreader	230143	B195	Belt - Alt. & W.P.	772656	▲9590HD
Belt - Unloader Auger	247782	C106	Belt - Chopper Beater	246727	B195
1982			Belt - Clean Grain Elevator	703747	C92
Belt - A.C.; W/48 3/8" Belt O.C.	259346	▲9480HD	Belt - Feeder House; W/Fixed Speed Drive	621367	C115
Belt - A.C.; W/54 7/8" Belt O.C.	577240	▲9545HD	Belt - Header; W/168" Drive	246980	D162
Belt - Alt. & W.P.	772656	▲9590HD	Belt - Hyd. Pump	576772	②B67
Belt - Chopper Beater	246727	B195	Belt - Hydro. Charge Pump	259477	B66
Belt - Clean Grain Elevator	703747	C92	Belt - Hydro. Drive - Lower; W/122" Drive .	716414	CX120
Belt - Feeder House; W/Fixed Speed Drive	621367	C115	Belt - Hydro. Drive - Upper	716416	C92
Belt - Header; W/168" Drive	246980	D162	Belt - Rotary Screen - Lower; W/66" Belt O.C.	610767	AX64
Belt - Hyd. Pump	576772	②B67	Belt - Straw Chopper - Rear	614040	CX158
Belt - Hydro. Charge Pump	259477	B66	Belt - Straw Spreader	230143	B195
Belt - Hydro. Drive - Lower; W/122" Drive .	716414	CX120	Belt - Unloader Auger	247782	C106
Belt - Hydro. Drive - Upper	716416	C92	1981		
Belt - Rotary Screen - Lower; W/66" Belt O.C.	610767	AX64	Belt - A.C.; W/53 3/8" Belt O.C.	264557	▲9530HD
Belt - Straw Chopper - Rear	614040	CX158	Belt - Alt.	626654	②▲9555HD
Belt - Straw Spreader	230143	B195	Belt - Chopper Beater	246727	B195
Belt - Unloader Auger	247782	C106	Belt - Clean Grain Elevator	703747	C92
1981-1980			Belt - Eng. Fan	647901	②7508
Belt - A.C.; W/54 7/8" Belt O.C.	577240	▲9545HD	Belt - Feeder House; W/Fixed Speed Drive	621367	C115
Belt - Alt. & W.P.	772656	▲9590HD	Belt - Header; W/168" Drive	246980	D162
Belt - Chopper Beater	246727	B195	Belt - Hyd. Pump	248332	②B65
Belt - Clean Grain Elevator	703747	C92	Belt - Hydro. Charge Pump	259477	B66
Belt - Feeder House; W/Fixed Speed Drive	621367	C115	Belt - Hydro. Drive - Upper	716416	C92
Belt - Header; W/168" Drive	246980	D162	Belt - Rotary Screen - Lower; W/66" Belt O.C.	610767	AX64
Belt - Hyd. Pump	576772	②B67	Belt - Straw Chopper - Rear	614040	CX158
Belt - Hydro. Charge Pump	259477	B66	Belt - Straw Spreader	230143	B195
Belt - Hydro. Drive - Lower; W/122" Drive .	716414	CX120	Belt - Unloader Auger	247782	C106
Belt - Hydro. Drive - Upper	716416	C92	Hose - Upper	⊗21379	or ●26511
Belt - Rotary Screen - Lower; W/66" Belt O.C.	610767	AX64	1981		
Belt - Straw Chopper - Rear	614040	CX158	Belt - A.C.; W/53 3/8" Belt O.C.	264557	▲9530HD
Belt - Straw Spreader	230143	B195	Belt - Alt.	626654	②▲9555HD
Belt - Unloader Auger	247782	C106	Belt - Chopper Beater	246727	B195
1981-1980			Belt - Clean Grain Elevator	703747	C92
Belt - A.C.; W/54 7/8" Belt O.C.	577240	▲9545HD	Belt - Eng. Fan	647901	②7508
Belt - Alt. & W.P.	772656	▲9590HD	Belt - Feeder House; W/Fixed Speed Drive	621367	C115
Belt - Chopper Beater	246727	B195	Belt - Header; W/168" Drive	246980	D162
Belt - Clean Grain Elevator	703747	C92	Belt - Hyd. Pump	248332	②B65
Belt - Feeder House; W/Fixed Speed Drive	621367	C115	Belt - Hydro. Charge Pump	259477	B66
Belt - Header; W/168" Drive	246980	D162	Belt - Hydro. Drive - Lower; W/122" Drive .	716414	CX120
Belt - Hyd. Pump	576772	②B67	Belt - Hydro. Drive - Upper	716416	C92
Belt - Hydro. Charge Pump	259477	B66	Belt - Rotary Screen - Lower; W/66" Belt O.C.	610767	AX64
Belt - Hydro. Drive - Lower; W/122" Drive .	716414	CX120	Belt - Straw Chopper - Rear	614040	CX158
Belt - Hydro. Drive - Upper	716416	C92	Belt - Straw Spreader	230143	B195
Belt - Rotary Screen - Lower; W/66" Belt O.C.	610767	AX64	Belt - Unloader Auger	247782	C106
Belt - Straw Chopper - Rear	614040	CX158	Hose - Upper	⊗21379	or ●26511
Belt - Straw Spreader	230143	B195	1981		
Belt - Unloader Auger	247782	C106	Belt - A.C.; W/53 3/8" Belt O.C.	264557	▲9530HD
1981-1980			Belt - Alt.	626654	②▲9555HD
Belt - A.C.; W/54 7/8" Belt O.C.	577240	▲9545HD	Belt - Chopper Beater	246727	B195
Belt - Alt. & W.P.	772656	▲9590HD	Belt - Clean Grain Elevator	703747	C92
Belt - Chopper Beater	246727	B195	Belt - Eng. Fan	647901	②7508
Belt - Clean Grain Elevator	703747	C92	Belt - Feeder House; W/Fixed Speed Drive	621367	C115
Belt - Feeder House; W/Fixed Speed Drive	621367	C115	Belt - Header; W/168" Drive	246980	D162
Belt - Header; W/168" Drive	246980	D162	Belt - Hyd. Pump	248332	②B65
Belt - Hyd. Pump	576772	②B67	Belt - Hydro. Charge Pump	259477	B66
Belt - Hydro. Charge Pump	259477	B66	Belt - Hydro. Drive - Lower; W/122" Drive .	716414	CX120
Belt - Hydro. Drive - Lower; W/122" Drive .	716414	CX120	Belt - Hydro. Drive - Upper	716416	C92
Belt - Hydro. Drive - Upper	716416	C92	Belt - Rotary Screen - Lower; W/66" Belt O.C.	610767	AX64
Belt - Rotary Screen - Lower; W/66" Belt O.C.	610767	AX64	Belt - Straw Chopper - Rear	614040	CX158
Belt - Straw Chopper - Rear	614040	CX158	Belt - Straw Spreader	230143	B195
Belt - Straw Spreader	230143	B195	Belt - Unloader Auger	247782	C106
Belt - Unloader Auger	247782	C106	Hose - Upper	⊗21379	or ●26511

② Two Required.
▲ Standard Belt May Also Be Available.

● Vulco-Flex® Coolant Hose.
⊗ Cut to Fit.

Belts and Coolant Hose for Combines

Application	Mfr. No.	Part No.
NEW HOLLAND - Continued		
TR85 - Continued		
Caterpillar 3208 Diesel - Continued		
1980		
Belt - A.C.; W/53 3/8" Belt O.C.	264557	♣9530HD
Belt - Alt.	626654	②♣9555HD
Belt - Chopper Beater	246727	B195
Belt - Clean Grain Elevator	703747	C92
Belt - Eng. Fan	647901	②7508
Belt - Header; W/168" Drive	246980	D162
Belt - Hyd. Pump	248332	②B65
Belt - Hydro. Charge Pump	259477	B66
Belt - Hydro. Drive - Lower; W/122" Drive .	716414	CX120
Belt - Hydro. Drive - Upper	716416	C92
Belt - Rotary Screen - Lower; W/66" Belt O.C.	610767	AX64
Belt - Straw Chopper - Rear	614040	CX158
Belt - Straw Spreader	230143	B195
Belt - Unloader Auger	247782	C106
Hose - Upper	♣21379	or ●26511
TR86		
Caterpillar 3208 Diesel		
1993-1990		
Belt - Alt.	572981	♣9430HD
Belt - Clean Grain Elevator	703747	C92
Belt - Eng. Fan & Hyd. Pump	855676	②♣9650HD
Belt - Feeder House; W/Fixed Speed Drive; W/O Small Grain Special	621367	②C115
Belt - Hyd. Pump	855676	②♣9650HD
Belt - Straw Spreader	230143	B195
1989-1988		
Belt - A.C.	577240	♣9545HD
Belt - Alt.	572981	♣9430HD
Belt - Clean Grain Elevator	703747	C92
Belt - Eng. Fan & Hyd. Pump	855676	②♣9650HD
Belt - Feeder House; W/Fixed Speed Drive; W/O Small Grain Special	621367	②C115
Belt - Hyd. Pump	855676	②♣9650HD
Belt - Straw Spreader	230143	B195
1987		
Belt - A.C.; Ser. No. 527630 & Before	259346	♣9480HD
Belt - A.C.; Ser. No. 527631 & After	577240	♣9545HD
Belt - Alt.; Ser. No. 527530 & Before	626654	②♣9555HD
Belt - Alt.; Ser. No. 527531 & After	572981	♣9430HD
Belt - Clean Grain Elevator	703747	C92
Belt - Eng. Fan; Ser. No. 527530 & Before	647901	②7508
Belt - Eng. Fan & Hyd. Pump; Ser. No. 527531 & After	855676	②♣9650HD
Belt - Feeder House; W/Fixed Speed Drive; W/O Small Grain Special	621367	②C115
Belt - Hyd. Pump; Ser. No. 527530 & Before	248332	②B65
Belt - Hyd. Pump; Ser. No. 527531 & After	855676	②♣9650HD
Belt - Rotary Screen - Primary; Ser. No. 527530 & Before	610767	AX64
Belt - Straw Spreader	230143	B195
1986-1985		
Belt - A.C.	259346	♣9480HD
Belt - Alt.	626654	②♣9555HD
Belt - Clean Grain Elevator	703747	C92
Belt - Eng. Fan	647901	②7508
Belt - Feeder House; W/Fixed Speed Drive; W/O Small Grain Special	621367	②C115
Belt - Hyd. Pump	248332	②B65
Belt - Straw Spreader	230143	B195
Ford 6-Cyl. 7.8 L Diesel		
1993-1990		
Belt - Alt.	572981	♣9430HD
Belt - Clean Grain Elevator	703747	C92
Belt - Eng. Fan & Hyd. Pump	855676	②♣9650HD

Application	Mfr. No.	Part No.
NEW HOLLAND - Continued		
TR86 - Continued		
Ford 6-Cyl. 7.8 L Diesel - Continued		
1993-1990 - Continued		
Belt - Feeder House; W/Fixed Speed Drive; W/O Small Grain Special	621367	②C115
Belt - Hyd. Pump	855676	②♣9650HD
Belt - Straw Spreader	230143	B195
1989-1988		
Belt - A.C.	577240	♣9545HD
Belt - Alt.	572981	♣9430HD
Belt - Clean Grain Elevator	703747	C92
Belt - Eng. Fan & Hyd. Pump	855676	②♣9650HD
Belt - Feeder House; W/Fixed Speed Drive; W/O Small Grain Special	621367	②C115
Belt - Hyd. Pump	855676	②♣9650HD
Belt - Straw Spreader	230143	B195
1987		
Belt - A.C.; Ser. No. 527630 & Before	259346	♣9480HD
Belt - A.C.; Ser. No. 527631 & After	577240	♣9545HD
Belt - Alt.; Ser. No. 527530 & Before	626654	②♣9555HD
Belt - Alt.; Ser. No. 527531 & After	572981	♣9430HD
Belt - Clean Grain Elevator	703747	C92
Belt - Eng. Fan; Ser. No. 527530 & Before	647901	②7508
Belt - Eng. Fan & Hyd. Pump; Ser. No. 527531 & After	855676	②♣9650HD
Belt - Feeder House; W/Fixed Speed Drive; W/O Small Grain Special	621367	②C115
Belt - Hyd. Pump; Ser. No. 527530 & Before	248332	②B65
Belt - Hyd. Pump; Ser. No. 527531 & After	855676	②♣9650HD
Belt - Rotary Screen; Ser. No. 527530 & Before	610767	AX64
Belt - Straw Spreader	230143	B195
1986-1985		
Belt - A.C.	259346	♣9480HD
Belt - Alt.	626654	②♣9555HD
Belt - Clean Grain Elevator	703747	C92
Belt - Eng. Fan	647901	②7508
Belt - Feeder House; W/Fixed Speed Drive; W/O Small Grain Special	621367	②C115
Belt - Hyd. Pump	248332	②B65
Belt - Straw Spreader	230143	B195
TR87		
Ford 6-Cyl. 456 Diesel		
1996		
Belt - A.C.	577240	♣9545HD
Belt - Alt.	577240	②♣9545HD
Belt - Clean Grain Elevator	703747	C92
Belt - Feeder House; W/Fixed Speed Drive	621367	C115
Belt - Hyd. Pump	855676	②♣9650HD
Belt - Straw Spreader	230143	B195
1995-1993		
Belt - A.C.	577240	♣9545HD
Belt - Alt.	577240	♣9545HD
Belt - Clean Grain Elevator	703747	C92
Belt - Feeder House; W/Fixed Speed Drive	621367	C115
Belt - Hyd. Pump	855676	②♣9650HD
Belt - Straw Spreader	230143	B195
TR88		
Genesis 6-Cyl. 456 Diesel		
1998-1996		
Belt - Alt.	86513664	♣K080893HD
Belt - Clean Grain Elevator	703747	C92
Belt - Rotary Screen - Primary	573957	A54
Belt - Straw Spreader	230143	B195

♣ Standard Belt May Also Be Available.
 ≪ Cut to Fit.

② Two Required.
 ● Vulco-Flex® Coolant Hose.

Belts and Coolant Hose for Combines

Application	Mfr. No.	Part No.	Application	Mfr. No.	Part No.
NEW HOLLAND - Continued			NEW HOLLAND - Continued		
TR89			TR96 - Continued		
Genesis 6-Cyl. 456 Diesel			Caterpillar 3208 Diesel - Continued		
2000-1999			1986-1985 - Continued		
Belt - Alt.	86570558	▲K080820HD	Belt - Feeder House; W/Fixed Speed Drive	621367	②C115
Belt - Straw Spreader	618040	B225	Belt - Hyd. Pump	624650	②B75
TR95			Belt - Rotary Screen - Primary	615790	A71
Caterpillar 3208 Diesel			Belt - Straw Spreader	618040	B225
1985			Ford 6-Cyl. 7.8 L Diesel		
Belt - A.C.	259346	▲9480HD	1993-1990		
Belt - Alt. To W.P.	626654	②▲9555HD	Belt - Chopper Drum	230143	B195
Belt - Chopper Beater	230143	B195	Belt - Eng. Fan & Hyd. Pump	855676	②▲9650HD
Belt - Eng. Fan	768340	②7545	Belt - Straw Spreader	618040	B225
Belt - Feeder House; W/Fixed Speed Drive	621367	②C115	1989		
Belt - Header	246980	D162	Belt - Alt.; Ser. No. 528156 Thru 530064 ..	572981	▲9430HD
Belt - Hyd. Pump	624650	②B75	Belt - Chopper Drum	230143	B195
Belt - Rotary Screen - Primary	615790	A71	Belt - Eng. Fan & Hyd. Pump	855676	②▲9650HD
Belt - Straw Spreader	618040	B225	Belt - Straw Spreader	618040	B225
Hose - Upper	②<21379	or ●26511	1988		
1984-1979			Belt - A.C.	259346	▲9480HD
Belt - A.C.	264557	▲9530HD	Belt - Alt.	572981	▲9430HD
Belt - Alt. To W.P.	626654	②▲9555HD	Belt - Chopper Drum	230143	B195
Belt - Chopper Beater	230143	B195	Belt - Eng. Fan & Hyd. Pump	855676	②▲9650HD
Belt - Eng. Fan	768340	②7545	Belt - Feeder House; W/Fixed Speed Drive	621367	②C115
Belt - Feeder House; W/Fixed Speed Drive	621367	②C115	Belt - Straw Spreader	618040	B225
Belt - Header	246980	D162	1987		
Belt - Hyd. Pump	624650	②B75	Belt - A.C.	259346	▲9480HD
Belt - Rotary Screen - Primary	615790	A71	Belt - Chopper Drum	230143	B195
Belt - Straw Spreader	618040	B225	Belt - Eng. Fan; Ser. No. 528155 & Before	768340	②7545
Hose - Upper	②<21379	or ●26511	Belt - Eng. Fan & Hyd. Pump; Ser. No.	855676	②▲9650HD
TR96			528156 & After	855676	②C115
Caterpillar 3208 Diesel			Belt - Feeder House; W/Fixed Speed Drive	621367	②B75
1993-1990			Belt - Hyd. Pump; Ser. No. 528155 &	624650	②B75
Belt - Chopper Drum	230143	B195	Before	624650	②B75
Belt - Eng. Fan & Hyd. Pump	855676	②▲9650HD	Belt - Rotary Screen - Primary; Ser. No.	615790	A71
Belt - Straw Spreader	618040	B225	528155 & Before	615790	B225
1989			Belt - Straw Spreader	618040	B225
Belt - Alt.; Ser. No. 528156 Thru 530064 ..	572981	▲9430HD	1986-1985		
Belt - Chopper Drum	230143	B195	Belt - A.C.	259346	▲9480HD
Belt - Eng. Fan & Hyd. Pump	855676	②▲9650HD	Belt - Alt.	626654	②▲9555HD
Belt - Straw Spreader	618040	B225	Belt - Chopper Drum	230143	B195
1988			Belt - Eng. Fan	768340	②7545
Belt - A.C.	259346	▲9480HD	Belt - Feeder House; W/Fixed Speed Drive	621367	②C115
Belt - Alt.	572981	▲9430HD	Belt - Hyd. Pump	624650	②B75
Belt - Chopper Drum	230143	B195	Belt - Rotary Screen - Primary	615790	A71
Belt - Eng. Fan & Hyd. Pump	855676	②▲9650HD	Belt - Straw Spreader	618040	B225
Belt - Feeder House; W/Fixed Speed Drive	621367	②C115	TR98		
Belt - Straw Spreader	618040	B225	Genesis 6-Cyl. 456 Diesel		
1987			1999-1996		
Belt - A.C.	259346	▲9480HD	Belt - A.C.	9842660S	▲9570HD
Belt - Alt.; Ser. No. 528155 & Before	626654	②▲9555HD	Belt - Fan & Alt.	86513664	▲K080893HD
Belt - Alt.; Ser. No. 528156 Thru 530064 ..	572981	▲9430HD	Belt - Hyd. Pump	772656	②▲9590HD
Belt - Chopper Drum	230143	B195	TR99		
Belt - Eng. Fan; Ser. No. 528155 & Before	768340	②7545	Genesis 6-Cyl. 456 Diesel		
Belt - Eng. Fan & Hyd. Pump; Ser. No.	855676	②▲9650HD	2000-1999		
528156 & After	855676	②C115	Belt - Alt.	86570558	▲K080820HD
Belt - Feeder House; W/Fixed Speed Drive	621367	②C115	Belt - Straw Spreader	618040	B225
Belt - Hyd. Pump; Ser. No. 528155 &	624650	②B75	TX66		
Before	624650	②B75	Ford 6-Cyl. 456 Diesel		
Belt - Rotary Screen - Primary; Ser. No.	615790	A71	2001-1998		
528155 & Before	615790	B225	Tensioner Assy.	86013886	38514
Belt - Straw Spreader	618040	B225	Tensioner Pulley	86013886	36091
1986-1985			1997-1993		
Belt - A.C.	259346	▲9480HD	Belt - Accessory Drive	9835683	▲K080897HD
Belt - Alt.	626654	②▲9555HD			
Belt - Chopper Drum	230143	B195			
Belt - Eng. Fan	768340	②7545			

▲ Standard Belt May Also Be Available.
② Cut to Fit.

② Two Required.
● Vulco-Flex® Coolant Hose.

Belts and Coolant Hose for Combines

Agricultural Equipment

Application	Mfr. No.	Part No.	Application	Mfr. No.	Part No.
NEW IDEA			OLIVER - Continued		
702			40		
GM V-6 401			Continental 6-Cyl. 226		
1971-1966			1960-1959		
Hose - Upper		●26511	Belt - Fan & W.P.; Ser. No. 400001 Thru		
Hose - Lower		●26536	403702	CO9839	TR24476
702D			Belt - Fan & W.P.; Ser. No. 403703 & After	404274D	TR24476
GMC V-6 478 Diesel			Hose - Upper; Ser. No. 401002 Thru 401802		●25476
1971-1967			Hose - Upper; Ser. No. 400001 Thru 401001		●25478
Belt - Fan & Alt.	703345	▲9605HD	Hose - Lower; Ser. No. 400001 Thru 401802		⊗20065
Belt - Fan & Hyd. Pump	703346	②▲9690HD	1958-1957		
707			Belt - Fan & W.P.; Ser. No. 400001 Thru		
Perkins 6-Cyl. 354 Diesel			403702	CO9839	TR24476
1978-1975			Belt - Fan & W.P.; Ser. No. 403703 & After	404274D	TR24476
Belt - Fan & Alt.		②▲9525HD	Hose - Upper; Ser. No. 400001 Thru 401001		●25478
Hose - Upper		●26505	Hose - Upper; Ser. No. 401002 Thru 401802		●25476
710			Hose - Lower; Ser. No. 400001 Thru 401802		⊗20065
Chrysler 6-Cyl. 225			Continental 6-Cyl. 226 Diesel		
1974-1965			1960-1957		
Hose - Upper		●25476	Belt - Fan	K372	TR22380
717			Hose - Upper		⊗20065
Perkins 6-Cyl. 354 Diesel			525		
1981-1974			Chrysler 6-Cyl.		
Belt - W.P. To Alt.	706239	②▲9540HD	1970-1964		
800			Belt - Fan & Gen.	MXS1668	TR24489
Perkins 6-Cyl. 354 Diesel			Belt - Gov.	MXS1495	TR22329
1983-1980			Hose - Upper		●26521
Belt - W.P. To Alt.	706239	②▲9540HD	Hose - Lower		●25484
800C			535		
Cummins 6-Cyl. 505 Diesel			Chrysler 6-Cyl. 265		
1991-1984			1970-1965		
Belt - A.C.		▲9530HD	Belt - Fan & Gen.	MXS1668	TR24489
Belt - Fan		②▲9720HD	Belt - Gov.	MXS1495	TR22329
803A			Hose - Upper		●26521
Allis-Chalmers 6-Cyl. 426 Diesel			Hose - Lower		●25484
1984-1983			545		
Belt - Fan		▲9430HD	Chrysler 6-Cyl. 265		
Belt - W.P. & Alt.		TR22625	1970-1966		
Hose - Upper; (2 1/4" I.D.)		②24236	Belt - Fan & Alt.	9811683	②▲9545HD
Hose - Lower; (2 1/4" I.D.)		②24236	Belt - Fan & Gen.	MXS1668	TR24489
OLIVER			Belt - Gov.	MXS1495	TR22329
33			Hose - Upper		●25484
Continental 6-Cyl. 226			Hose - Lower		●25484
1954-1950			Hose - By Pass; (3/4" I.D.)		28442
Belt - Fan; Ser. No. 300001 Thru 300301	CO9567	TR24461	5542		
Belt - Fan; Ser. No. 300302 & After	CO9839	TR24476	Chrysler V-8 318		
Hose - Upper; Ser. No. 300001 Thru 300301		●25478	1976-1969		
Hose - Lower; Ser. No. 300302 Thru 302301		⊗20065	Belt - Fan & Alt.		②7541
35			Hose - Upper		●25487
Continental 6-Cyl. 266			Hose - By Pass		⊗20563
1959-1954			5555		
Belt - Fan	CO9839	TR24476	Chrysler V-8 318		
Belt - P.S.	CO11397	▲9390HD	1970-1968		
Hose - Upper		●25478	Belt - Cleaner Fan	W9811480	B110
Hose - Lower		⊗20065	Belt - Fan & Alt.	W9811873	7525
			Belt - Hydro. Drive	W9811840	2/B162
			Belt - Propulsion	W9811830	3/B81
			Belt - Rad. Fan	311558890	7495
			Belt - Return Elevator Drive	W9811490	B64
			Belt - Straw Walker	W9811710	B150
			Belt - Unloader Countershaft	W9811420	2/B64
			Belt - W.P. & Alt.	311558900	7465

● Vulco-Flex® Coolant Hose.
② Two Required.

▲ Standard Belt May Also Be Available.
⊗ Cut to Fit.

Belts and Coolant Hose for Combines

Application	Mfr. No.	Part No.	Application	Mfr. No.	Part No.
OLIVER - Continued			WHITE - Continued		
7300			7600SP - Continued		
Chrysler V-8 318			Chrysler V-8 318 Diesel - Continued		
1976-1972			1981-1972 - Continued		
Belt - Fan & Alt.; W/Hydro. Drive	311610590	▲9500HD	Belt - Hydro. Charge Pump	311567430	7665
Belt - Fan & Alt.; W/O Hydro. Drive	W9811683	②▲9545HD	Belt - Hydro. Drive	W9811840	2/B162
Belt - Grain Elevator & Loader; S & D	W9811190	C109	Belt - Leveling Auger	311563120	B144
Belt - Straw Chopper - Front	W7530250	C144	Belt - Propulsion	W9811830	3/B81
Belt - Straw Spreader	W9810640	B168	Belt - Return Elevator Drive	W9811490	B64
Perkins 6-Cyl. 354 Diesel			Belt - Straw Spreader	311568370	B210
1976-1972			Belt - Straw Walker	W9811710	B150
Belt - Fan & Alt.; W/Hydro. Drive	311610590	▲9500HD	Belt - Unloader Countershaft	W9811420	2/B64
Belt - Fan & Alt.; W/O Hydro. Drive	W9811683	②▲9545HD	7800SP		
Belt - Grain Elevator & Loader; S & D	W9811190	C109	Chrysler V-8 400		
Belt - Hyd. Pump	311809650	▲9355HD	1975-1972		
Belt - Straw Chopper - Front	W7530250	C144	Belt - Air Compr.	311607690	▲9630HD
Belt - Straw Spreader	W9810640	B168	Belt - Cleaner Fan	W9811480	B110
WHITE			Belt - Crop Chopper - Front	W7532730	C90
5542SP			Belt - Crop Chopper - Intermediate	W7532740	C112
Chrysler V-8 318			Belt - Hydro. Charge Pump	311567430	7665
1982-1969			Belt - Propulsion	W9811830	3/B81
Belt - Fan & Alt.	9811670	②▲9540HD	Belt - Rad. Fan	311558890	②7495
Chrysler V-8 318 Diesel			Belt - Return Elevator Drive	W9811490	B64
1982-1969			Belt - Straw Walker	W9811710	B150
Belt - Fan & Alt.	9811670	②▲9540HD	Belt - Unloader Countershaft	311558170	2/B61
7300SP			Belt - W.P. & Alt.	311558900	7465
Chrysler V-8 318			Chrysler V-8 400 Diesel		
1981-1972			1975-1972		
Belt - Fan & Alt.; W/Hydro. Drive	311610590	▲9500HD	Belt - Air Compr.	311607690	▲9630HD
Belt - Fan & Alt.; W/O Hydro. Drive	W9811683	②▲9545HD	Belt - Cleaner Fan	W9811480	B110
Belt - Grain Elevator & Loader; S & D	W9811190	C109	Belt - Crop Chopper - Front	W7532730	C90
Belt - Straw Chopper - Front	W7530250	C144	Belt - Crop Chopper - Intermediate	W7532740	C112
Belt - Straw Spreader	W9810640	B168	Belt - Hydro. Charge Pump	311567430	7665
Perkins 6-Cyl. 354 Diesel			Belt - Propulsion	W9811830	3/B81
1981-1972			Belt - Rad. Fan	311558890	②7495
Belt - Fan & Alt.; W/Hydro. Drive	311610590	▲9500HD	Belt - Return Elevator Drive	W9811490	B64
Belt - Fan & Alt.; W/O Hydro. Drive	W9811683	②▲9545HD	Belt - Straw Walker	W9811710	B150
Belt - Grain Elevator & Loader; S & D	W9811190	C109	Belt - Unloader Countershaft	311558170	2/B61
Belt - Hyd. Pump	311809650	▲9355HD	Belt - W.P. & Alt.	311558900	7465
Belt - Straw Chopper - Front	W7530250	C144	8600		
Belt - Straw Spreader	W9810640	B168	Chrysler V-8 318		
7600SP			1978-1974		
Chrysler V-8 318			Belt - A.C.	311679590	▲9480HD
1981-1972			Belt - Cleaner Fan; W/Regular Speed Fan	9811480	B110
Belt - Air Compr.	311607690	▲9630HD	Belt - Countershaft, Hyd. Pump & A.C.		
Belt - Cleaner Fan	W9811480	B110	Compr.	311677220	▲9530HD
Belt - Crop Chopper - Front	W7532730	C90	Belt - Crop Chopper - Front	W7532730	C90
Belt - Crop Chopper - Intermediate	W7532740	C112	Belt - Crop Chopper - Intermediate	W7532740	C112
Belt - Fan & Alt.	W9811873	7525	Belt - Hyd. Pump	311681440	▲9570HD
Belt - Hydro. Charge Pump	311567430	7665	Belt - Hydro. Pump	311567430	7665
Belt - Hydro. Drive	W9811840	2/B162	Belt - Leveling Auger	311680230	B230
Belt - Leveling Auger	311563120	B144	Belt - Rad. Fan	311677150	②7410
Belt - Propulsion	W9811830	3/B81	Belt - Return Elevator Drive	W9811490	B64
Belt - Return Elevator Drive	W9811490	B64	Belt - Rotary Screen	311764410	A76
Belt - Straw Spreader	311568370	B210	Belt - Straw Spreader	311568370	B210
Belt - Straw Walker	W9811710	B150	Belt - Straw Walker	W9811710	B150
Belt - Unloader Countershaft	W9811420	2/B64	Belt - Unloader Declutch Drive	311669560	2/B75
Chrysler V-8 318 Diesel			Belt - W.P. & Alt.	311683780	▲9476HD
1981-1972			Perkins 6-Cyl. 354 Diesel		
Belt - Air Compr.	311607690	▲9630HD	1978-1974		
Belt - Cleaner Fan	W9811480	B110	Belt - A.C.	311679590	▲9480HD
Belt - Crop Chopper - Front	W7532730	C90	Belt - Cleaner Fan; W/Regular Speed Fan	9811480	B110
Belt - Crop Chopper - Intermediate	W7532740	C112	Belt - Countershaft, Hyd. Pump & A.C.		
Belt - Fan & Alt.	W9811873	7525	Compr.	311677220	▲9530HD
Belt - Hydro. Charge Pump	311567430	7665	Belt - Crop Chopper - Front	W7532730	C90
Belt - Hydro. Drive	W9811840	2/B162	Belt - Crop Chopper - Intermediate	W7532740	C112
Belt - Leveling Auger	311563120	B144	Belt - Hyd. Pump	311681440	▲9570HD
Belt - Propulsion	W9811830	3/B81	Belt - Hydro. Pump	311567430	7665
Belt - Return Elevator Drive	W9811490	B64	Belt - Leveling Auger	311680230	B230
Belt - Straw Spreader	311568370	B210	8600		
Belt - Straw Walker	W9811710	B150	Chrysler V-8 318		
Belt - Unloader Countershaft	W9811420	2/B64	1978-1974		

▲ Standard Belt May Also Be Available.

② Two Required.

Belts and Coolant Hose for Combines

Application	Mfr. No.	Part No.	Application	Mfr. No.	Part No.
WHITE - Continued			WHITE - Continued		
8600 - Continued			8900		
Perkins 6-Cyl. 354 Diesel - Continued			Perkins 6-Cyl. 354 Diesel		
1978-1974 - Continued			1984-1979		
Belt - Rad. Fan	311677150	②7410	Belt - A.C.	311679590	▲9480HD
Belt - Return Elevator Drive	W9811490	B64	Belt - Chopper - Primary	317535040	C150
Belt - Rotary Screen	311764410	A76	Belt - Cleaner Fan; W/Regular Speed Fan	9811480	B110
Belt - Straw Spreader	311568370	B210	Belt - Cleaner Fan; W/Slow Speed Fan	311567900	B104
Belt - Straw Walker	W9811710	B150	Belt - Hyd. Pump	311710550	▲9570HD
Belt - Unloader Declutch Drive	311669560	2/B75	Belt - Hyd. Pump & A.C. Compr.	311803500	▲9540HD
Belt - W.P. & Alt.	311774180	▲9530HD	Belt - Hydro. Pump	311567430	7665
8700			Belt - Propulsion - Hydro. Drive	311669610	③B190
Perkins 6-Cyl. 354 Diesel			Belt - Rad. Fan	311677150	7410
1982-1979			Belt - Return Elevator Drive	W9811490	B64
Belt - A.C.	311679590	▲9480HD	Belt - Rotary Screen	311764410	A76
Belt - Cleaner Fan; W/Regular Speed Fan	9811480	B110	Belt - Straw Walker	9811710	B150
Belt - Cleaner Fan; W/Slow Speed Fan	311567900	B104	Belt - Unloader Declutch Drive	311732180	2/B90
Belt - Countershaft - Slow Speed	311825840	B158	Belt - W.P. & Alt.	311774180	▲9530HD
Belt - Countershaft, Hyd. Pump & A.C. Compr.	311803500	▲9540HD	Hose - Upper	②-20206	
Belt - Crop Chopper - Intermediate	W7532740	C112	1978		
Belt - Hyd. Pump	311710550	▲9570HD	Belt - A.C.	311679590	▲9480HD
Belt - Hydro. Pump	311567430	7665	Belt - Chopper - Primary	317535040	C150
Belt - Rad. Fan	311677150	②7410	Belt - Cleaner Fan; W/Regular Speed Fan	9811480	B110
Belt - Return Elevator Drive	W9811490	B64	Belt - Cleaner Fan; W/Slow Speed Fan	311567900	B104
Belt - Rotary Screen	311764410	A76	Belt - Hyd. Pump	311710550	▲9570HD
Belt - Straw Spreader	311568370	B210	Belt - Hyd. Pump & A.C. Compr.; Ser. No. 21100 & Before	311677220	▲9530HD
Belt - Straw Walker	W9811710	B150	Belt - Hyd. Pump & A.C. Compr.; Ser. No. 21101 & After	311803500	▲9540HD
Belt - Unloader Declutch Drive	311732180	2/B90	Belt - Hydro. Pump	311567430	7665
Belt - W.P. & Alt.	311774180	▲9530HD	Belt - Propulsion - Hydro. Drive	311669610	③B190
8700HB			Belt - Rad. Fan	311677150	7410
Perkins 6-Cyl. 354 Diesel			Belt - Return Elevator Drive	W9811490	B64
1984-1982			Belt - Rotary Screen	311764410	A76
Belt - Hydro. Pump	311567430	7665	Belt - Straw Walker	9811710	B150
8800			Belt - Unloader Declutch Drive	311732180	2/B90
Chrysler V-8 400			Belt - W.P. & Alt.	311774180	▲9530HD
1977-1974			Hose - Upper	②-20206	
Belt - A.C.	311679590	▲9480HD	8920		
Belt - Cleaner Fan; W/Regular Speed Fan	9811480	B110	Perkins 6-Cyl. 354 Diesel		
Belt - Countershaft, Hyd. Pump & A.C. Compr.	311677220	▲9530HD	1987-1985		
Belt - Crop Chopper - Front	W7532730	C90	Belt - A.C.	311679590	▲9480HD
Belt - Crop Chopper - Intermediate	W7532740	C112	Belt - Cleaner Fan; W/Regular Speed Fan	9811480	B110
Belt - Hyd. Pump	311681440	▲9570HD	Belt - Cleaner Fan; W/Slow Speed Fan	311567900	B104
Belt - Hydro. Pump	311567430	7665	Belt - Hyd. Pump	311710550	▲9570HD
Belt - Rad. Fan	311677150	②7410	Belt - Hydro. Pump	311567430	7665
Belt - Return Elevator Drive	W9811490	B64	Belt - Propulsion - Hydro. Drive	311669610	③B190
Belt - Rotary Screen	311764410	A76	Belt - Propulsion - Mechanical; W/Variable Speed Drive	317535040	C150
Belt - Straw Walker	W9811710	B150	Belt - Rad. Fan	311677150	7410
Belt - Unloader Declutch Drive	311669560	2/B75	Belt - Reel Drive - Final; W/Variable Speed Drive	311831290	B158
Belt - W.P. & Alt.	311558900	7465	Belt - Return Elevator Drive	W9811490	B64
Perkins 6-Cyl. 354 Diesel			Belt - Rotary Screen	311764410	A76
1977-1974			Belt - Straw Walker	9811710	B150
Belt - A.C.	311679590	▲9480HD	Belt - Unloader Declutch Drive	311732180	2/B90
Belt - Cleaner Fan; W/Regular Speed Fan	9811480	B110	Belt - W.P. & Alt.	311774180	▲9530HD
Belt - Countershaft, Hyd. Pump & A.C. Compr.	311677220	▲9530HD	1984		
Belt - Crop Chopper - Front	W7532730	C90	Belt - A.C.	311679590	▲9480HD
Belt - Crop Chopper - Intermediate	W7532740	C112	Belt - Chopper - Primary	317535040	C150
Belt - Hyd. Pump	311681440	▲9570HD	Belt - Cleaner Fan; W/Regular Speed Fan	9811480	B110
Belt - Hydro. Pump	311567430	7665	Belt - Cleaner Fan; W/Slow Speed Fan	311567900	B104
Belt - Rad. Fan	311677150	②7410	Belt - Hyd. Pump	311710550	▲9570HD
Belt - Return Elevator Drive	W9811490	B64	Belt - Hydro. Pump	311567430	7665
Belt - Rotary Screen	311764410	A76	Belt - Propulsion - Hydro. Drive	311669610	③B190
Belt - Straw Walker	W9811710	B150	Belt - Propulsion - Mechanical; W/Variable Speed Drive	317535040	C150
Belt - Unloader Declutch Drive	311669560	2/B75	Belt - Rad. Fan	311677150	7410
Belt - W.P. & Alt.	311774180	▲9530HD	Belt - Reel Drive - Final; W/Variable Speed Drive	311831290	B158
			Belt - Return Elevator Drive	W9811490	B64

② Two Required.
③ Three Required.

▲ Standard Belt May Also Be Available.
②- Cut to Fit.

Belts and Coolant Hose for Combines

Application	Mfr. No.	Part No.
WHITE - Continued		
8920 - Continued		
Perkins 6-Cyl. 354 Diesel - Continued		
1984 - Continued		
Belt - Rotary Screen	311764410	A76
Belt - Straw Spreader	311831290	B158
Belt - Straw Walker	9811710	B150
Belt - Unloader Declutch Drive	311732180	2/B90
Belt - W.P. & Alt.	311774180	▲9530HD
9700		
Perkins V-8 640 Diesel		
1984-1979		
Belt - A.C.	312498110	▲9463HD
Belt - Alt.	312403270	7425
Belt - Chopper	312456600	C72
Belt - Hyd. Pump	312549250	B53
Belt - Return Elevator Drive	312492070	B66
Belt - Rotary Screen	312448930	A80
Belt - Thresher Declutch Drive	312404170	BP100
Belt - W.P.	312414670	▲9490HD
Hose - Upper		●26532
9720		
Perkins V-8 640 Diesel		
1987-1984		
Belt - A.C.	312498110	▲9463HD
Belt - Alt.	312403270	7425
Belt - Hyd. Pump	312604010	6973
Belt - Return Elevator Drive	312492070	B66
Belt - Rotary Screen	312448930	A80
Belt - Straw Spreader - Upper	312543960	B69
Belt - Thresher Declutch Drive	312404170	BP100
Belt - W.P.	312414670	▲9490HD

▲ Standard Belt May Also Be Available.

● Vulco-Flex® Coolant Hose.

Agricultural Equipment

Belts and Coolant Hose for Cotton Equipment

Order Belts and Hose by Our Number. Manufacturers' Part Number is shown for reference only.

Application	Mfr. No.	Part No.	Application	Mfr. No.	Part No.
ALLIS-CHALMERS			ALLIS-CHALMERS - Continued		
500			801; 802 - Continued		
Allis-Chalmers 4-Cyl. 226			Allis-Chalmers 6-Cyl. 262 - Continued		
1960-1958			1969-1966 - Continued		
Belt - Fan	229211	▲9463HD	Belt - P.S.	826215	▲9425HD
Hose - Upper; Early		✂20088	Hose - Upper; (1 3/4" I.D.)		24228
		or ●25474	Hose - Lower		✂20957
Hose - Lower; Early		✂21794			
		or ●25476			
Allis-Chalmers 6-Cyl. 262 Diesel			Allis-Chalmers 6-Cyl. 262 Diesel		
1960-1958			1969-1966		
Belt - Fan	229559	▲9455HD	Belt - Fan	227470	▲9480HD
			Belt - P.S.	826215	▲9425HD
616 Cotton Picker			860		
Allis-Chalmers 6-Cyl. 262			Allis-Chalmers 6-Cyl. 301 Diesel		
1965-1961			1978-1973		
Belt - Fan; Ser. No. 68068 & Before	229211	▲9463HD	Belt - Alt./Gen.	582884	▲9550HD
Belt - Fan; Ser. No. 68069 & After	237048	▲9455HD	Belt - Gov.; Ser. No. 4000 & Before	1146702	7480
Belt - P.S.	826215	▲9425HD	Belt - Hyd. Pump	582377	TR28463
Hose - Upper; Early		✂20088	Hose - Upper		●26505
		or ●25474	Hose - By Pass		✂20563
Hose - Lower; Early		✂21794			
		or ●25476			
Allis-Chalmers 6-Cyl. 262 Diesel			860XTB		
1965-1961			Chevrolet 6-Cyl. 250		
Belt - Fan; Ser. No. 250 & Before	229559	②▲9455HD	1978-1973		
Belt - Fan; Ser. No. 251 & After	227470	▲9480HD	Belt - Alt./Gen.	1146660	7400
Belt - P.S.	826215	▲9425HD	Belt - Gov.; Ser. No. 4000 & Before	1146702	7480
Hose - Upper; Early		●25473	Belt - Hyd. Pump	562203	▲9440HD
Hose - Lower; Early(1 1/2" I.D.)		24224			
622			880		
Allis-Chalmers 6-Cyl. 262			Allis-Chalmers 4-Cyl. 200 Diesel		
1965-1960			1984-1980		
Belt - Fan; Ser. No. 68068 & Before	229211	▲9463HD	Belt - Alt.; W/53 1/4" Belt O.C.		▲9530HD
Belt - Fan; Ser. No. 68069 & After	237048	▲9455HD	Belt - Alt.; W/54 1/4" Belt O.C.		▲9540HD
Belt - P.S.	826215	▲9425HD	Belt - A.C.	1148120	▲9510HD
Hose - Upper; Early		✂20088	Belt - Hyd. Pump	1173232	▲9640HD
		or ●25474			
Hose - Lower; Early		✂21794			
		or ●25476			
Allis-Chalmers 6-Cyl. 262 Diesel			Two Row		
1965-1960			Allis-Chalmers 4-Cyl. 226		
Belt - Fan; Ser. No. 351 & Before	229559	②▲9455HD	1958-1949		
Belt - Fan; Ser. No. 352 & After	227470	▲9480HD	Belt - Fan	229211	▲9463HD
Belt - P.S.	826215	▲9425HD	Hose - Upper; (1 1/2" I.D.)		24224
Hose - Upper; Early		●25473	Hose - Lower; (1 1/2" I.D.)		24224
Hose - Lower; Early(1 1/2" I.D.)		24224			
707; 707XTB			Allis-Chalmers 4-Cyl. 226 Diesel		
West Allis 4-Cyl. 226			1958-1949		
1969-1966			Belt - Fan		
Belt - Hyd. Pump	548872	▲9455HD		229559	▲9455HD
760XTB			CASE IH		
Chevrolet 6-Cyl. 250			1822		
1970			Case 6TA590 Diesel		
Belt - Alt./Gen.	1146660	7400	1991-1986		
Belt - Gov.	1146702	7480	Belt - Fan & Alt.	J911565	▲K080580HD
Belt - Hyd. Pump	562203	▲9440HD	Belt - A.C.	1250587C1	▲9415HD
			Hose - Lower - Pipe To Rad.; (2 1/4" I.D.)		24436
801; 802			1844		
Allis-Chalmers 6-Cyl. 262			Case 6-Cyl. 505 Diesel		
1969-1966			1991-1986		
Belt - Fan; Ser. No. 68068 & Before	229211	▲9463HD	Belt - Fan & Alt.	J911565	▲K080580HD
Belt - Fan; Ser. No. 68069 & After	237048	▲9455HD	Belt - A.C.	1250587C1	▲9415HD
707; 707XTB			2055		
West Allis 4-Cyl. 226			Case 6-Cyl. 505 Diesel		
1969-1966			1994-1990		
Belt - Hyd. Pump	548872	▲9455HD	Belt - Fan To A.C.	0131403C1	▲9385HD

▲ Standard Belt May Also Be Available.
● Vulco-Flex® Coolant Hose.

✂ Cut to Fit.
② Two Required.

Belts and Coolant Hose for Cotton Equipment

Application	Mfr. No.	Part No.	Application	Mfr. No.	Part No.
CASE IH - Continued			INTERNATIONAL HARVESTER - Continued		
2055 - Continued			220 McCormick		
Case 6-Cyl. 505 Diesel - Continued			IH BD240		
1994-1990 - Continued			1961		
Hose - Upper - Eng. To Pipe		☞21194	Belt - Fan & Gen.	274705R1	TR28445
Hose - Upper - Pipe To Rad.; (2 1/2" I.D.)		24240	Hose - Upper		☞20611
Hose - Lower - Eng. To Pipe		21901			or ●26507
Hose - Lower - Pipe To Rad.; (2" I.D.)		24432	1960		
HESSTON			Belt - Fan & Gen.	274705R1	TR24438
SP55			Hose - Upper		☞20611
Ford 6-Cyl. 240					or ●26507
1970			1959-1958		
Belt - Fan		▲9405HD	Belt - Fan & Gen.	274705R1	TR28445
Belt - W.P. & Alt.		7410	Hose - Upper		☞20611
Belt - Gov.		7250			or ●26507
Hose - Upper		●26502	1957-1956		
Hose - Lower		●26502	Belt - Fan & Gen.	274705R1	TR24438
INTERNATIONAL HARVESTER			Hose - Upper		☞20611
95					or ●26507
IH D310 Diesel			IH D282 Diesel		
1974			1961-1956		
Belt - Fan & Alt.	396543R1	②▲9640HD	Belt - Fan & Gen.	312515R1	▲9525HD
Hose - Upper		●26510	Hose - Upper		☞20611
Hose - Lower - Eng. To Pipe; (1 3/4" I.D.)		24228	220A McCormick		
Hose - Lower - Pipe To Rad.; (1 3/4" I.D.)		24228	IH BD240		
214 McCormick			1961-1959		
IH BD240			Belt - Fan & Gen.	274705R1	TR28445
1961-1958			Hose - Upper		☞20611
Belt - Fan & Gen.	274705R1	TR28445			or ●26507
Hose - Upper		☞20611	1958-1956		
		or ●26507	Belt - Fan & Gen.	274705R1	TR24438
1957-1956			Hose - Upper		☞20611
Belt - Fan & Gen.	274705R1	TR24438			or ●26507
Hose - Upper		☞20611	IH D282 Diesel		
		or ●26507	1961-1956		
IH D282 Diesel			Belt - Fan & Gen.	312515R1	▲9525HD
1961-1956			Hose - Upper		☞20611
Belt - Fan & Gen.	312515R1	▲9525HD	414		
Hose - Upper		☞20611	IH BD264 Diesel		
214A McCormick			1962		
IH BD240			Belt - Fan & Gen.	274705R1	TR28445
1961-1960			Hose - Upper		☞20611
Belt - Fan & Gen.	274705R1	TR28445	IH C263		
Hose - Upper		☞20611	1962		
		or ●26507	Belt - Fan & Gen.; Ser. No. CH812E &		
1959			Before		
Belt - Fan & Gen.	274705R1	TR24438	Belt - Fan & Gen.; Ser. No. CH813E & After . 170780R1		
Hose - Upper		☞20611	Hose - Upper		
		or ●26507	☞20611		
1958			IH D282 Diesel		
Belt - Fan & Gen.	274705R1	TR28445	1962		
Hose - Upper		☞20611	Belt - Fan & Gen.; Ser. No. CH812E &		
		or ●26507	Before		
1957-1956			Belt - Fan & Gen.; Ser. No. CH813E & After . 379966R1		
Belt - Fan & Gen.	274705R1	TR24438	Hose - Upper		
Hose - Upper		☞20611	☞20611		
		or ●26507	416		
IH D282 Diesel			IH C263		
1961-1956			1965		
Belt - Fan & Gen.	312515R1	▲9525HD	Belt - Fan & Gen.		
Hose - Upper		☞20611	403617R1		
214A McCormick			▲9470HD		
IH BD240			IH D282 Diesel		
1961-1956			1965		
Belt - Fan & Gen.	312515R1	▲9525HD	Belt - Fan & Gen.		
Hose - Upper		☞20611	379966R1		
214A McCormick			▲9540HD		
IH BD240					
1961-1956					
Belt - Fan & Gen.	312515R1	▲9525HD			
Hose - Upper		☞20611			
214A McCormick					
IH BD240					
1961-1956					
Belt - Fan & Gen.	312515R1	▲9525HD			
Hose - Upper		☞20611			

☞ Cut to Fit.
● Vulco-Flex® Coolant Hose.

▲ Standard Belt May Also Be Available.
② Two Required.

Belts and Coolant Hose for Cotton Equipment

Application	Mfr. No.	Part No.	Application	Mfr. No.	Part No.
INTERNATIONAL HARVESTER - Continued			JOHN DEERE - Continued		
420			299		
IH BD264 Diesel			John Deere NA248D Diesel		
1962			1961		
Belt - Fan & Gen.	274705R1	TR28445	Belt - Fan & Gen.	T19396	7460
Hose - Upper		✂20611	Belt - P.S.		7375
IH C263			John Deere NB217G		
1962			1961		
Belt - Fan & Gen.; Ser. No. CH1371F & Before	312515R1	♣9525HD	Belt - Fan & Gen.	T626T	7480
Belt - Fan & Gen.; Ser. No. CH1372F & After	170780R1	♣9470HD	Belt - P.S.		7375
Hose - Upper		✂20611	482		
IH D282 Diesel			John Deere 219		
1962			1973-1968		
Belt - Fan & Gen.; Ser. No. CH1371E & Before	312515R1	♣9525HD	Belt - Fan & Alt.	AT23317	7575
Belt - Fan & Gen.; Ser. No. CH1372F & After	379966R1	♣9540HD	John Deere 329		
Hose - Upper		✂20611	1973-1968		
422			Belt - Fan & Alt.	AT23317	7575
IH C263			484		
1965			John Deere 6-Cyl. 329 Diesel		
Belt - Fan & Gen.	403617R1	♣9470HD	1973-1968		
IH D282 Diesel			Belt - Fan & Alt.; Ser. No. 276 & Before	AT23317	7575
1965			Belt - Fan & Alt.; Ser. No. 277 & After	AN190205	7585
Belt - Fan & Gen.	379966R1	♣9540HD	John Deere 6-Cyl. 359 Diesel		
616; 622			1973-1971		
IH C291			Belt - Boll Box Drive	M40757	6877
1968-1967			Belt - Fan & Alt.; Ser. No. 276 & Before	AT23317	7575
Belt - W.P. & Alt.	397175R1	♣9476HD	Belt - Fan & Alt.; Ser. No. 277 & After	AN190205	7585
Hose - By Pass		20338	Belt - Hyd. Pump	N117398	B46
IH D310 Diesel			Belt - Row Unit Drive; W/30" Offset Cross Auger; W/64" Belt O.C.	N15201	C60
1968-1967			Belt - Row Unit Drive; W/30" Offset Cross Auger; W/119" Belt O.C.	N12551	C115
Belt - W.P. & Alt.	395539R1	♣9630HD	Belt - Row Unit Drive; W/O 30" Offset Cross Auger; W/111" Belt O.C.	E58483	C107
782			Belt - Row Unit Drive; W/O 30" Offset Cross Auger; W/126" Belt O.C.	H136963	C122
IH D358 Diesel			Belt - Row Unit Drive For Extension; W/83" Belt O.C.	L4490N	C79
1978			Belt - Row Unit Drive For Extension; W/102" Belt O.C.	N121114	C98
Belt - Fan & Alt.	130725C1	♣9700HD	Belt - Row Unit Drive For Extension; W/111" Belt O.C.	E58483	C107
JOHN DEERE			Belt - Row Unit Drive For Extension; W/119" Belt O.C.	N12551	C115
99			Belt - Rubber Cushion Eng. Mountings; W/48" Belt O.C.	N115368	B45
John Deere 248			Belt - Rubber Cushion Eng. Mountings; W/49" Belt O.C.	N117398	B46
1973-1968			1970		
Belt - Fan & Gen.	T626T	7480	Belt - Boll Box Drive	M40757	A75
Belt - P.S.		7375	Belt - Fan & Alt.; Ser. No. 276 & Before	AT23317	7575
John Deere NA217G			Belt - Fan & Alt.; Ser. No. 277 & After	AN190205	7585
1973-1968			Belt - Hyd. Pump	N117398	B46
Belt - Fan & Gen.	T626T	7480	Belt - Row Unit Drive; W/30" Offset Cross Auger; W/64" Belt O.C.	N15201	C60
Belt - P.S.		7375	Belt - Row Unit Drive; W/30" Offset Cross Auger; W/119" Belt O.C.	N12551	C115
John Deere NA248D Diesel			Belt - Row Unit Drive; W/O 30" Offset Cross Auger; W/111" Belt O.C.	E58483	C107
1973-1968			Belt - Row Unit Drive; W/O 30" Offset Cross Auger; W/126" Belt O.C.	H136963	C122
Belt - Fan & Gen.	T19396	7460	Belt - Row Unit Drive For Extension; W/83" Belt O.C.	L4490N	C79
Belt - P.S.		7375	Belt - Row Unit Drive For Extension; W/102" Belt O.C.	N121114	C98
John Deere NB217G			Belt - Row Unit Drive For Extension; W/111" Belt O.C.	E58483	C107
1973-1968					
Belt - Fan & Gen.	T626T	7480			
Belt - P.S.		7375			

✂ Cut to Fit.
 ② Two Required.

♣ Standard Belt May Also Be Available.

Belts and Coolant Hose for Cotton Equipment

Application	Mfr. No.	Part No.	Application	Mfr. No.	Part No.
JOHN DEERE - Continued			JOHN DEERE - Continued		
484 - Continued			7440 - Continued		
John Deere 6-Cyl. 359 Diesel - Continued			John Deere 6-Cyl. 359 Diesel - Continued		
1970 - Continued			1985-1983 - Continued		
Belt - Row Unit Drive For Extension; W/119" Belt O.C.	N12551	C115	Belt - Auger; W/107" Belt O.C.	N121113	C103
Belt - Rubber Cushion Eng. Mountings; W/48" Belt O.C.	N115368	B45	Belt - Auger; W/110" Belt O.C.	N125041	C106
Belt - Rubber Cushion Eng. Mountings; W/49" Belt O.C.	N117398	B46	Belt - Auger; W/111" Belt O.C.	E58483	C107
1969-1968			Belt - Condenser	N117674	▲9463HD
Belt - Boll Box Drive	M40757	6877	Belt - Fan	N129368	B74
Belt - Fan & Alt.; Ser. No. 276 & Before	AT23317	7575	Belt - Fan To Alt.	AN273251	②7590
Belt - Fan & Alt.; Ser. No. 277 & After	AN190205	7585	Belt - Hyd. Pump	N220403	B50
Belt - Hyd. Pump	N117398	B46	9900		
Belt - Row Unit Drive; W/30" Offset Cross Auger; W/64" Belt O.C.	N15201	C60	John Deere 6-Cyl. 359 Diesel		
Belt - Row Unit Drive; W/30" Offset Cross Auger; W/119" Belt O.C.	N12551	C115	1977-1974		
Belt - Row Unit Drive; W/O 30" Offset Cross Auger; W/111" Belt O.C.	E58483	C107	Belt - W.P. & Alt.	AT23317	②7575
Belt - Row Unit Drive; W/O 30" Offset Cross Auger; W/126" Belt O.C.	H136963	C122	Belt - A.C.; W/Delco A.C. Compr.	N117674	▲9463HD
Belt - Row Unit Drive For Extension; W/83" Belt O.C.	L4490N	C79	Belt - A.C.; W/York A.C. Compr.	N113642	▲9440HD
Belt - Row Unit Drive For Extension; W/102" Belt O.C.	N121114	C98	9910		
Belt - Row Unit Drive For Extension; W/111" Belt O.C.	E58483	C107	John Deere 6-Cyl. 359 Diesel		
Belt - Row Unit Drive For Extension; W/119" Belt O.C.	N12551	C115	1982-1978		
Belt - Rubber Cushion Eng. Mountings; W/48" Belt O.C.	N115368	B45	Belt - W.P. & Alt.	AN190205	7585
Belt - Rubber Cushion Eng. Mountings; W/49" Belt O.C.	N117398	B46	Belt - A.C.	N117674	▲9463HD
499			9920		
John Deere 217			John Deere 6-Cyl. 359 Diesel		
1973-1968			1987-1983		
Belt - Fan & Alt.; W/48 1/8" Belt O.C.	T626T	7480	Belt - W.P. & Alt.	AN190205	7585
Belt - Fan & Alt.; W/57 5/8" Belt O.C.	AT23317	7575	Belt - A.C.	N117674	▲9463HD
Belt - A.C.	N113642	▲9440HD	9940		
John Deere 219			John Deere 6-Cyl. 7.6 L Diesel		
1973-1968			1985-1980		
Belt - Fan & Alt.; W/48 1/8" Belt O.C.	T626T	7480	Belt - Fan	AR86496	②▲9670HD
Belt - Fan & Alt.; W/57 5/8" Belt O.C.	AT23317	7575	Belt - A.C.	R71602	▲9425HD
Belt - A.C.	N113642	▲9440HD	9950		
John Deere 329			John Deere 6-Cyl. 7.6 L Diesel		
1973-1968			1990-1986		
Belt - Fan & Alt.; W/48 1/8" Belt O.C.	T626T	7480	Belt - Fan & Alt.	AR74662	②▲9660HD
Belt - Fan & Alt.; W/57 5/8" Belt O.C.	AT23317	7575	Belt - A.C.	R73189	▲9430HD
Belt - A.C.	N113642	▲9440HD	9960		
699			John Deere 6-Cyl. 7.6 L Diesel		
John Deere 303			1992-1989		
1973-1968			Belt - Fan & Alt.	RE41942	②▲9660HD
Belt - Fan & Alt.; W/48 1/8" Belt O.C.	T626T	7480	Belt - A.C.	R73189	▲9430HD
Belt - Fan & Alt.; W/57 5/8" Belt O.C.	AT23317	7575	9965		
Belt - A.C.	N113642	▲9440HD	John Deere 6-Cyl. 7.6 L Diesel		
John Deere 329			1997-1993		
1973-1968			Belt - Fan & Alt.	RE41942	②▲9660HD
Belt - Fan & Alt.; W/48 1/8" Belt O.C.	T626T	7480			
Belt - Fan & Alt.; W/57 5/8" Belt O.C.	AT23317	7575			
Belt - A.C.	N113642	▲9440HD			
7440					
John Deere 6-Cyl. 359 Diesel					
1985-1983					
Belt - Auger; W/91" Belt O.C.	N31437	C87			
Belt - Auger; W/97" Belt O.C.	L4339N	C93			

▲ Standard Belt May Also Be Available.

② Two Required.

Agricultural Equipment

Belts and Coolant Hose for Harvesters

Order Belts and Hose by Our Number. Manufacturers' Part Number is shown for reference only.

Application	Mfr. No.	Part No.	Application	Mfr. No.	Part No.
ALLIS-CHALMERS			FOX RIVER - Continued		
60 All-Crop			FA - Continued		
Allis-Chalmers B125			Detroit Diesel 4-53 Diesel - Continued		
1953-1935			1968-1959 - Continued		
Belt - Fan	207003	TR22322	Hose - Lower - Pipe To Rad.; (2" I.D.)		24232
Belt - Fan & Gen.	209656	TR22363			
FARMHAND			Max I		
F600			Detroit Diesel 6V-53 Diesel		
Detroit Diesel 6-71 Diesel			1973-1972		
1991			Belt - Fan	③	▲9510HD
Belt - Fan; W/Turbo	5137906	③▲9630HD	Belt - Gen.		▲9365HD
Belt - Alt.; W/Turbo	1A60664	②▲9520HD	Belt - Hyd. Pump		TR22508
Belt - A.C.; W/Turbo	1A60664	②▲9520HD	Hose - Upper - Right Side		●26517
			Hose - Lower		●26536
FIELD QUEEN			Max II		
1412			Detroit Diesel 6V-71 Diesel		
Caterpillar 3208 Diesel			1976-1973		
1975-1973			Belt - Fan	③	▲9520HD
Belt - Fan		②▲9525HD	Belt - Alt./Gen.		▲9360HD
Belt - Alt.		②▲9510HD	Belt - Hyd. Pump		TR22508
Belt - A.C.		▲9570HD	Hose - Upper - Left Side		●26516
Hose - Upper - Eng. To Pipe		●26512	Hose - Upper - Right Side		●26517
Hose - Upper - Pipe To Rad.; (3" I.D.)		24448	Hose - Lower		●26536
Hose - Lower - Eng. To Pipe; (2 3/4" I.D.)		24444			
Hose - Lower - Pipe To Rad.		●26537			
FQ			Super D		
Caterpillar 3208 Diesel			Detroit Diesel 4-53 Diesel		
1975-1973			1973-1972		
Belt - Fan	9L894	②▲9520HD	Belt - Fan		▲9420HD
Belt - W.P. & Alt.		②▲9510HD	Belt - Gen.		▲9375HD
Belt - A.C.		▲9580HD	Belt - Hyd. Pump		▲9625HD
Hose - Upper - Eng. To Pipe		●26512	Hose - Upper		●26502
Hose - Upper - Pipe To Rad.; (2 1/2" I.D.)		24440	Hose - Lower		●26504
Hose - Lower - Eng. To Pipe; (2 1/4" I.D.)		24436			
FQS			GEHL		
Caterpillar 3208 Diesel			Chop King		
1975-1973			Waukesha 135GZ		
Belt - Fan	9L894	②▲9520HD	1966-1965		
Belt - W.P. & Alt.		②▲9510HD	Belt - Fan	②	▲9480HD
Belt - A.C.		▲9580HD	Belt - Alt.		▲9435HD
Hose - Upper - Eng. To Pipe		●26512	Hose - Upper	⊗	20611
Hose - Upper - Pipe To Rad.; (2 1/2" I.D.)		24440		or	●26510
Hose - Lower - Eng. To Pipe; (2 1/4" I.D.)		24436	Hose - Lower; (2 1/2" I.D.)		24240
FQSD			INTERNATIONAL HARVESTER		
Detroit Diesel 6-71 Diesel			20C		
1975-1973			IH BD240		
Belt - Fan		③▲9620HD	1937-1930		
Belt - Alt.		②▲9400HD	Hose - Upper; (2" I.D.)		24232
Hose - Upper - Eng. To Pipe (Left)		●26530	Hose - Lower; (2" I.D.)		24232
Hose - Upper - Eng. To Pipe (Right)		⊗20206			
		or	IH C263		
Hose - Upper - Pipe To Rad.; (2 3/4" I.D.)		24444	1937-1930		
Hose - Lower - Eng. To Pipe; (2 5/8" I.D.)		24442	Hose - By Pass		20338
FOX RIVER			IH SD240		
FA			1937-1930		
Detroit Diesel 4-53 Diesel			Belt - Fan & Gen.; W/46 5/8" Belt O.C.		
1968-1959					TR24461
Belt - Fan		②TR22443	Belt - Fan & Gen.; W/47 3/4" Belt O.C.		TR28483
Belt - Gen.	3224367	TR28390	Hose - Upper; (2" I.D.)		24232
Hose - Upper		20046	Hose - Lower; (2" I.D.)		24232
		or			
Hose - Lower - Eng. To Pipe; (2" I.D.)		●26602			
		24232			

③ Three Required.
 ② Two Required.
 ⊗ Cut to Fit.

▲ Standard Belt May Also Be Available.
 ● Vulco-Flex® Coolant Hose.

Belts and Coolant Hose for Harvesters

Application	Mfr. No.	Part No.	Application	Mfr. No.	Part No.
INTERNATIONAL HARVESTER - Continued			JOHN DEERE - Continued		
36 - Continued			6910 Harvester - Continued		
IH BD240 - Continued			Cummins 6-Cyl. 14.0 L Diesel - Continued		
1957 - Continued			1994-1993 - Continued		
Hose - Upper; (2" I.D.)		24232	Hose - By Pass; (1 1/2" I.D.)		24224
Hose - Lower; (2" I.D.)		24232	6950		
IH C263			Cummins N14 Diesel		
1957			2005-2004		
Hose - By Pass		20338	Belt - W.P.		▲K060425HD
IH SD240			7200 Harvester		
1957			John Deere 6-Cyl. 8.1 L Diesel		
Belt - Fan & Gen.; W/46 5/8" Belt O.C.		TR24461	2007-2004		
Belt - Fan & Gen.; W/47 3/4" Belt O.C.		TR28483	Belt - Fan & Alt.; W/150A. Alt.	L114293	K080994HD
Hose - Upper; (2" I.D.)		24232	7250		
Hose - Lower; (2" I.D.)		24232	John Deere 6-Cyl. 9.0 L Diesel		
50			2008		
IH C263			Serpentine Belt		
1950			Belt - Fan	L114293	K080994HD
Belt - Fan	170481R1	▲9463HD	7300		
JOHN DEERE			John Deere 6-Cyl. 12.5 L Diesel		
5460			2007-2004		
John Deere 6-Cyl. 619 Diesel			Belt - Fan	R503312	▲K120720HD
1981-1977			Belt - Alt.; W/150A. Alt.	L115660	▲K080839HD
Belt - Fan & Alt.	AR86496	②▲9670HD	Hose - Lower - Eng. To Pipe		21400
Belt - A.C.	R46098	▲9415HD	7350		
5820			John Deere 6-Cyl. 13.5 L Diesel		
John Deere 6-Cyl. 619 Diesel			2008		
1986-1982			Belt - Alt.	L115660	▲K080839HD
Belt - Fan & Alt.		②▲9710HD	Belt - Fan - From C.S.	R503312	▲K120720HD
Belt - A.C.		9300	7400 Harvester		
5830			John Deere 6-Cyl. 12.5 L Diesel		
John Deere 6-Cyl. 619 Diesel			2007-2004		
1994-1986			Belt - Fan	R502461	▲K120702HD
Belt - Fan & Alt.	AR87671	②▲9700HD	Hose - Lower - Eng. To Pipe		21400
Belt - Air Compr.	T55320	▲9405HD	7450 Harvester		
Belt - Hyd. Pump	E72830	▲9660HD	John Deere 6-Cyl. 13.5 L Diesel		
6750			2008		
John Deere 6-Cyl. 12.5 L Diesel			Belt - Fan - From C.S.	R502461	▲K120702HD
2005-2004			7500 Harvester		
Belt - Fan	R502461	▲K120702HD	John Deere 6-Cyl. 12.5 L Diesel		
Belt - Alt.	R503505	▲K080855HD	2007-2004		
Hose - Lower - Eng. To Pipe		21400	Belt - Fan	R502461	▲K120702HD
6850			Hose - Lower - Eng. To Pipe		21400
John Deere 6-Cyl. 12.5 L Diesel			7550		
2002-1998			John Deere 6-Cyl. 13.5 L Diesel		
Belt - Fan	R502461	▲K120702HD	2008		
Belt - Alt.	R503505	▲K080855HD	Belt - Fan - From C.S.	R502461	▲K120702HD
6910 Harvester			7700 Harvester		
Cummins 6-Cyl. 14.0 L Diesel			John Deere 6-Cyl. 12.5 L Diesel		
1994-1993			2007-2004		
Belt - Fan & Idler		TR28501	Belt - Fan	R502461	▲K120702HD
Belt - W.P.	217638	▲K060435HD	Tensioner Assy.	RE506352	38591
Belt - Alt.; W/45 3/4" Belt O.C.		▲9455HD	Hose - Lower - Eng. To Pipe		21400
Belt - Alt.; W/47 3/4" Belt O.C.		▲9470HD	7750		
Hose - Upper - Eng. To Pipe		②<22177	John Deere 6-Cyl. 13.5 L Diesel		
Hose - Upper - Pipe To Rad.; (2 1/2" I.D.)		24240	2008		
Hose - Lower - Eng. To Pipe; (2 1/2" I.D.)		24440	Belt - Fan - From C.S.		
Hose - Lower - Pipe To Rad.		20564	Belt - Fan - From C.S.	R502461	▲K120702HD

▲ Standard Belt May Also Be Available.
 < Cut to Fit.

② Two Required.

Belts and Coolant Hose for Harvesters

Application	Mfr. No.	Part No.	Application	Mfr. No.	Part No.		
JOHN DEERE - Continued			NEW HOLLAND - Continued				
7800 Harvester			1915				
Cummins 6-Cyl. 915 Diesel			Caterpillar 3306 Diesel				
2007-2004			1994-1987				
Belt - Fan	Z101214	▲K120911HD	Belt - Fan & A.C.		9775		
Belt - Alt.	L110599	▲K060660HD	Belt - Alt.		▲9500HD		
NEW HOLLAND			2100				
818			Caterpillar 3406 Diesel				
Chevrolet V-8 348			1989-1980				
1960			Hose - Upper - Eng. To Pipe			●26530	
Belt - Fan & Gen.	3767013	7585	Hose - Upper - Pipe To Rad.; (2 1/2" I.D.)		24240		
Belt - Fan & Hyd. Pump		7541	Hose - Lower - Eng. To Pipe; (3" I.D.)		24248		
Belt - Gov.		▲9505HD	Hose - Lower - Pipe To Rad.; (3" I.D.)		24248		
Hose - Upper		●25476					
Hose - Lower		●26511					
1818			2115				
Caterpillar 3150 Diesel			Caterpillar 3406 Diesel				
1979			1994-1987				
Hose - Upper		●26512	Hose - Lower - Eng. To Pipe; (3" I.D.)	⊗	⊗24948		
Hose - Lower		●26512	Hose - Lower - Pipe To Rad.; (3" I.D.)	⊗	⊗24948		
Caterpillar 3160 Diesel			OLIVER				
1979			840				
Hose - Upper		●26512	Hercules 6-Cyl. 478 Diesel				
Hose - Lower		●26517	1976-1970				
Ford V-8 391			Belt - Fan & Alt.			524743E	⊗▲9590HD
1979			Belt - P.S.			▲9570HD	
Hose - Upper		⊗21379	Hose - Upper			●26511	
		or					
Hose - Lower		●26511					
		●25482					
1880							
Caterpillar 3150 Diesel							
1975-1968							
Belt - Fan & Alt.		⊗▲9510HD					
Belt - Hyd. Pump	191444	▲9550HD					
Caterpillar 3160 Diesel							
1975-1968							
Belt - Fan & Alt.		⊗▲9510HD					
Belt - Hyd. Pump	191444	▲9550HD					
Caterpillar 3208 Diesel							
1975-1968							
Belt - Fan & Alt.	254804	⊗▲9510HD					
Belt - Hyd. Pump	280332	7560					
Hose - Upper		●26512					
Hose - Lower		●26512					
Ford V-8 391							
1975-1968							
Belt - Fan & Alt.	C5TE8620H	▲9470HD					
Belt - Gov.		7490					
Belt - Hyd. Pump		7470					
1890							
Caterpillar 3208 Diesel							
1978-1976							
Belt - Fan & Alt.	254804	⊗▲9510HD					
Hose - Upper		●26512					
Hose - Lower		●26524					
1900							
Caterpillar 3406 Diesel							
1989-1982							
Belt - Alt.	616163	▲9480HD					

▲ Standard Belt May Also Be Available.
 ⊗ Cut to Fit.
 ⊗ Use Wire Inserted Green Stripe® Coolant Hose.

● Vulco-Flex® Coolant Hose.
 ⊗ Two Required.

Belts and Coolant Hose for Hay Equipment

Order Belts and Hose by Our Number. Manufacturers' Part Number is shown for reference only.

Application	Mfr. No.	Part No.	Application	Mfr. No.	Part No.
FREEMAN			INTERNATIONAL HARVESTER		
330T			50T McCormick-Deering; 50W McCormick-Deering		
Cummins 4-Cyl. 3.9 L Diesel			IH C60		
1998-1968			1952-1944		
Belt - Fan & Alt	3911560	♣K080550HD	Belt - Fan	368082R1	TR24315
Hose - Upper		♣<21379	Belt - Gen.	351321R1	6821
Hose - Lower - Eng. To Pipe		♣<20847	Hose - Upper; (2" I.D.)		24232
Hose - Lower - Pipe To Rad.		♣<21307	Hose - Lower - Eng. To Pipe; (2" I.D.)		24232
370			55T McCormick-Deering; 55W McCormick-Deering		
Deutz F4L912 Diesel			IH C60		
2005-1986			1959-1953		
Belt - Blower		7512	Belt - Fan	368082R1	TR24315
Belt - Alt.		7435	Belt - Gen.	351321R1	6821
370SP			Hose - Upper; (2" I.D.)		
Cummins 4-Cyl. 3.9 L Diesel			Hose - Lower - Eng. To Pipe; (2" I.D.)		
2004-1986			Hose - Lower - Pipe To Rad.; (1 5/8" I.D.)		
Belt - Fan & Alt	3911560	♣K080550HD	IH C113		
Belt - V.P.		♣9463HD	1959-1953		
Hose - Upper - Eng. To Pipe		♣<21379	Belt - Fan		
		or ●26509	Belt - Fan & W.P.		
Hose - Upper - Pipe To Rad.; (2" I.D.)		24432	Belt - Gen.		
Hose - Lower - Eng. To Pipe		♣<20206	Hose - Upper; (2" I.D.)		
Hose - Lower - Pipe To Rad.; (2" I.D.)		24432	Hose - Lower; (2" I.D.)		
4400			IH C123		
Cummins 6-Cyl. 5.9 L Diesel			1959-1953		
Belt - Fan & Alt.; W/55 5/8" Belt O.C.	3911560	♣K080550HD	Belt - Fan; W/31 3/4" Belt O.C.		
Belt - Fan & Alt.; W/56 5/8" Belt O.C.	3911588	♣K080560HD	Belt - Fan; W/35 1/2" Belt O.C.		
Belt - V.P.		♣9463HD	Belt - Fan & W.P.		
Belt - A.C.		♣9600HD	Belt - Gen.		
Hose - Upper		●26505	Hose - Upper; (2" I.D.)		
Hose - Lower - Eng. To Pipe		21307	Hose - Lower; (2" I.D.)		
Hose - Lower - Pipe To Rad.		♣<20206	56T; 56W		
5000			IH C123		
Cummins 6-Cyl. 5.9 L Diesel			1959-1953		
1991-1990			Belt - Fan		
Belt - Fan & Alt.; W/55 5/8" Belt O.C.	3911560	♣K080550HD	Belt - Fan & W.P.		
Belt - Fan & Alt.; W/56 5/8" Belt O.C.	3911588	♣K080560HD	Belt - Gen.		
Belt - V.P.		♣9463HD	Hose - Upper; (2" I.D.)		
Belt - A.C.		♣9600HD	Hose - Lower; (2" I.D.)		
Hose - Upper		●26505	57T; 57W		
Hose - Lower - Eng. To Pipe		21307	IH C123		
Hose - Lower - Pipe To Rad.		♣<20206	1973-1972		
6000			Belt - Fan		
Cummins 6-Cyl. 5.9 L Diesel			Belt - Fan & W.P.		
Belt - Fan & Alt.; W/55 5/8" Belt O.C.	3911560	♣K080550HD	Belt - Gen.		
Belt - Fan & Alt.; W/56 5/8" Belt O.C.	3911588	♣K080560HD	Hose - Upper; (2" I.D.)		
Belt - V.P.		♣9463HD	Hose - Lower; (2" I.D.)		
Belt - A.C.		♣9600HD	NEW HOLLAND		
Hose - Upper		●26505	505T; 505W		
Hose - Lower		●26515	Deutz F3L912 Diesel		
GEHL			1991-1984		
2650			Belt - Alt.		
Perkins 4-Cyl. 236 Diesel			259347		
1988-1987			7417		
Belt - Fan & Alt	02032158	♣9520HD	1047		
Belt - A.C.	02032194	♣9465HD	Ford 6-Cyl. 240		
Hose - Upper		●25478	1972-1965		
Standard Belt May Also Be Available.			Belt - Fan		
Vulco-Flex® Coolant Hose.			Belt - W.P. & Alt.		
			3VX900		
			♣9420HD		

♣ Standard Belt May Also Be Available.
● Vulco-Flex® Coolant Hose.

♣< Cut to Fit.

Belts and Coolant Hose for Hay Equipment

Application Mfr. No. Part No.

NEW HOLLAND - Continued

1047 - Continued

Ford 6-Cyl. 240 - Continued

1972-1965 - Continued

Belt - Gov.		▲9290HD
Hose - Upper - Eng. To Pipe		●25476
Hose - Upper - Pipe To Rad.; (1 1/2" I.D.)		24224
Hose - Lower - Eng. To Pipe		●26611
Hose - Lower - Pipe To Rad.; (1 3/4" I.D.)		24228

1048

Ford V-8 361

1976

Belt - W.P. & Alt.		▲9463HD
Belt - J.S.	519145	7420
Hose - Upper - Eng. To Pipe		●26504
Hose - Upper - Pipe To Rad.		⊗20957
Hose - Lower - Eng. To Pipe		●26504
Hose - Lower - Pipe To Rad.		●26501

1049

Ford V-8 361

1976-1970

Belt - Fan		7335
Belt - Fan & Alt.	C5TE8620A	⊗▲9463HD
Belt - Idler		7425
Hose - Upper - Eng. To Pipe		●26504
Hose - Upper - Pipe To Rad.		⊗20957
	or	●26603
Hose - Lower - Eng. To Pipe		●26504
Hose - Lower - Pipe To Rad.		●26501
Hose - By Pass; (5/8" I.D.)		28441

1049 Super

Ford V-8 361

1976

Belt - Fan	525351	7355
Belt - W.P. & Alt.		⊗7440
Belt - J.S.	519145	7420

1283T; 1283W

Ford 6-Cyl. 240

1980-1974

Belt - Fan	C7JZ8620H	▲9405HD
Belt - W.P. & Alt.	384205	▲9425HD
Belt - W.P. & Gov.		▲9455HD
Belt - Hyd. Pump	133929	▲9430HD
Hose - Upper		●26502
Hose - Lower		●26504

Agricultural Equipment

▲ Standard Belt May Also Be Available.
⊗ Cut to Fit.

● Vulco-Flex® Coolant Hose.
⊗ Two Required.

Belts and Coolant Hose for Sprayers

Order Belts and Hose by Our Number. Manufacturers' Part Number is shown for reference only.

Application	Mfr. No.	Part No.	Application	Mfr. No.	Part No.
AG-CHEM EQUIPMENT			HAHN		
804 Ag-Gator			880		
Ford V-8 330			Perkins 4-Cyl. Diesel		
1980			Belt - Fan & Alt	27923	▲9510HD
Belt - Fan	N154412	②▲9570HD	Belt - C.S. To Pump		A46
Belt - Gov.		7560	Hose - Upper		23520
1253 Terra-Gator			H670; H770		
Cummins V555 Diesel			Ford 4-Cyl. 172		
1979-1973			Belt - J.S.		▲9555HD
Belt - Fan	204481	③▲9625HD	Belt - Fan - From J.S.		▲9380HD
Belt - Alt.	178398	②7340	Belt - W.P. & Alt.		▲9420HD
Belt - Hyd. Pump		②▲9580HD	Hose - Upper - Eng. To Pipe		②●25255
Hose - Upper		●26513	Hose - Lower - Eng. To Pipe		②●25480
Hose - Lower		●26519	Hi-Boy		
2004 Ag-Gator			Ford 4-Cyl. 172		
Cummins V378 Diesel			Belt - W.P. & Alt.		▲9420HD
1983-1980			Belt - Fan - From J.S.	28278	▲9360HD
Belt - Fan & W.P.	178686	②TR22344	Hose - Upper - Eng. To Pipe		●25480
Belt - Pump		②▲9580HD	Hose - Upper - Pipe To Rad.		●25480
Hose - Lower		●26519	Hose - Lower - Eng. To Pipe		●25255
Cummins V504 Diesel			Hose - Lower - Pipe To Rad.		●25255
1983-1980			Ford 4-Cyl. 172 Diesel		
Belt - Fan & W.P.		②TR22525	Belt - Fan		▲9360HD
Belt - Fan To Alt.		②7370	Belt - W.P. & Alt.		▲9420HD
Belt - A.C.		7410	Belt - Hyd. Pump		7410
Belt - Hyd. Pump		②▲9580HD	Belt - J.S.		▲9550HD
Hose - Upper		●26512	Super Go-Boy		
Hose - Lower		●26522	Ford 6-Cyl.		
BOBCAT-MELROE			Belt - Fan		▲9395HD
3430; 3630			Belt - Gov.		7260
Peugeot 4-Cyl. Diesel			Hose - Upper		●25532
1997-1994			Hose - Lower		20608
Belt - Fan & Alt	6660942	▲9525HD	INTERNATIONAL HARVESTER		
Belt - W.P.	6660943	▲9385HD	660 Sprayer; 770; 780		
Belt - A.C. & A.P.		K050545	IH 4-Cyl. 135		
CASE IH			Belt - Fan & Gen.; Std. Models	403580R1	7430
3230			Belt - Fan & Gen.; W/High Clearance Style ...	387920R1	7425
Case 4-Cyl. 206 Diesel			IH 4-Cyl. 146		
1997-1994			Belt - Fan & Gen.; Std. Models	403580R1	7430
Belt - A.C.	84657C1	▲9670HD	Belt - Fan & Gen.; W/High Clearance Style ...	387920R1	7425
SPX4410			IH 4-Cyl. 153		
Case 6-Cyl. 505 Diesel			Belt - Fan & Gen.; Std. Models	403580R1	7430
2006-2004			Belt - Fan & Gen.; W/High Clearance Style ...	387920R1	7425
Belt - A.C.	A184652	▲9400HD	JOHN DEERE		
Belt - Fan & Alt	3929003	▲K080774HD	600 Sprayer		
FMC			John Deere 3-Cyl. 152 Diesel		
393CPD			Belt - W.P.; Ser. No. 3699 & Before	T12042	7410
John Deere 4039D Diesel			Belt - W.P.; Ser. No. 3700 & After	T20161	TR22495
Belt - Fan & Alt	T23526	TR24500	Belt - Hyd. Pump; Ser. No. 1600 & Before		7312
Belt - P.T.O.		3VX530	Belt - Hyd. Pump; Ser. No. 1601 Thru 3699 ..	N150023	7330
Belt - Pulley To Drive		3VX530	Belt - Hyd. Pump; Ser. No. 3700 & After	N150864	TR22545
Hose - Upper; (1 1/2" I.D.)		24224	600A		
Hose - Lower; (2" I.D.)		24432	John Deere 3-Cyl. 152 Diesel		
JOHN DEERE			Belt - Fan & Alt	T20161	TR22495
600 Sprayer			Belt - Hyd. Pump	N153364	TR22570
John Deere 3-Cyl. 152 Diesel			700		
Belt - W.P.; Ser. No. 1099 & Before	T12042	7410	John Deere 3-Cyl. 152 Diesel		
Belt - W.P.; Ser. No. 1100 & After	T20161	TR22495	Belt - W.P.; Ser. No. 1099 & Before	T12042	7410

② Two Required.
③ Three Required.

▲ Standard Belt May Also Be Available.
● Vulco-Flex® Coolant Hose.

Agricultural Equipment

Application	Mfr. No.	Part No.
-------------	----------	----------

JOHN DEERE - Continued

700 - Continued

John Deere 3-Cyl. 152 Diesel - Continued

Belt - Hyd. Pump; Ser. No. 1099 & Before	N150023	7330
Belt - Hyd. Pump; Ser. No. 1100 & After	N150864	TR22545

734

John Deere 3-Cyl. 152 Diesel

Belt - W.P.	T20161	TR22495
Belt - Hyd. Pump	N150864	TR22545

6000

John Deere 4-Cyl. 239 Diesel

1990-1979

Belt - Fan & Alt.	T20334	TR22474
Belt - P.S.	N154412	TR22434
Belt - A.C.; W/61 3/8" Belt O.C.		♣9610HD
Belt - A.C.; W/63 7/8" Belt O.C.		♣9635HD
Hose - Upper		●25476

WILMAR

Air Ride

John Deere 4-Cyl. Diesel

1996-1991

Belt - A.C.; W/Turbo		♣9420HD
Hose - Upper; W/Turbo		●26510
Hose - Lower; W/Turbo		●26523

Agricultural Equipment

♣ Standard Belt May Also Be Available.

● Vulco-Flex® Coolant Hose.

Belts and Coolant Hose for Tractors

Order Belts and Hose by Our Number. Manufacturers' Part Number is shown for reference only.

Application	Mfr. No.	Part No.	Application	Mfr. No.	Part No.
AGCO			ALLIS-CHALMERS - Continued		
DT180A; DT200A			170		
AGCO 6-Cyl. 7.4 L Diesel			Perkins 4-Cyl. 236 Diesel		
2009-2008			1973-1967		
Serpentine Belt - Fan & Alt.	4284981M1	K080718HD	Belt - Fan & Alt.	227470	▲9480HD
Serpentine Belt - A.C.	4281345M1	K080433HD	Hose - Upper; (1 3/4" I.D.)		24228
RT95			Hose - Lower		⊗<20993
Cummins 6-Cyl. 5.9 L Diesel			or ●25480		
2004-2002			West Allis 4-Cyl. 226		
Serpentine Belt	3911575	▲K080630HD	1973-1967		
RT140A			Belt - Fan & Alt.		
AGCO 6-Cyl. 402 Diesel			Hose - Upper; Early		
2009			Hose - Upper; Late		
Belt - Fan & Alt.; W/120A. Alt.	4273187M1	▲K080680HD	Hose - Lower		
Belt - Fan & Alt.; W/150A. Alt.	4273188M1	▲K080685HD	or ●25473		
ST34A			Hose - By Pass; (3/4" I.D.)		
Iseki 3-Cyl. 91 Diesel			175		
2009			Perkins 4-Cyl. 236 Diesel		
Belt - Fan	3607417M1	▲9385HD	1980-1970		
ST47A			Belt - Fan & Alt.		
Iseki 4-Cyl. 134 Diesel			Hose - Upper; (1 3/4" I.D.)		
2009			Hose - Lower		
Belt - Fan	6243082M1	▲9412HD	or ●25480		
ST52A			Perkins 4-Cyl. 248 Diesel		
Iseki 4-Cyl. 180 Diesel			1980-1970		
2009			Hose - Upper; (1 3/4" I.D.)		
Belt - Fan	6243082M1	▲9412HD	Hose - Lower		
ST60A			or ●25480		
Iseki 4-Cyl. 180 Diesel			West Allis 4-Cyl. 226		
2009			1976-1973		
Belt - Fan	4264647M1	▲9435HD	Belt - Fan & Alt.		
ALLIS-CHALMERS			Hose - Upper; Early		
4W 220			Hose - Upper; Late		
Allis-Chalmers 6-Cyl. 426 Diesel			Hose - Lower		
1984-1981			or ●25473		
Belt - Fan & Alt.	273193	⊗TR22664	Hose - By Pass; (3/4" I.D.)		
Belt - A.C.	273705	▲9505HD	185		
4W 305			West Allis 6-Cyl. 301 Diesel		
Allis-Chalmers 6-Cyl. 731 Diesel			1981-1970		
1985-1981			Belt - Fan & Alt.		
Belt - Fan	273419	⊗TR28628	Hose - Upper		
Belt - W.P.	4396941	7475	or ●26504		
Belt - Alt.	259401	TR22517	Hose - Lower		
Belt - A.C.	226935	▲9476HD	or ●26504		
Hose - Upper		●26531	200		
Hose - Lower		●26532	Allis-Chalmers 6-Cyl. 301 Diesel		
160			1975-1972		
Perkins 3-Cyl. 153 Diesel			Belt - Fan & Alt.; W/52 3/4" Belt O.C.		
1974-1972			Belt - Fan & Alt.; W/53 1/4" Belt O.C. .		
Belt - Fan & Gen.; W/48 1/4" Belt O.C.		▲9480HD	Belt - A.C.		
Belt - Fan & Gen.; W/50 1/4" Belt O.C.	2074320	▲9500HD	Hose - Upper		
Belt - P.S.	2073746	▲9290HD	or ●26505		
440			Cummins 555C Diesel		
Perkins 3-Cyl. 153 Diesel			1976-1972		
1974-1972			Belt - Fan & W.P.		
Belt - Fan & Gen.; W/48 1/4" Belt O.C.		▲9480HD	Belt - Alt.		
Belt - Fan & Gen.; W/50 1/4" Belt O.C.	2074320	▲9500HD	Belt - A.C.; W/40 3/4" Belt O.C.		
Belt - P.S.	2073746	▲9290HD	Belt - A.C.; W/41 1/4" Belt O.C.		
440			Hose - Upper; (2" I.D.)		
Perkins 3-Cyl. 153 Diesel			24432		

▲ Standard Belt May Also Be Available.
 ● Vulco-Flex® Coolant Hose.
 ⊗ Three Required.

⊗ Two Required.
 ⊗< Cut to Fit.

Belts and Coolant Hose for Tractors

Application	Mfr. No.	Part No.	Application	Mfr. No.	Part No.
ALLIS-CHALMERS - Continued			ALLIS-CHALMERS - Continued		
650; 652; 653; 655			6040 - Continued		
Allis-Chalmers 2000 Diesel			Perkins 3-Cyl. 153 Diesel - Continued		
1975-1970			1975 - Continued		
Belt - W.P.	237048	▲9455HD	Hose - By Pass		☞20573
Belt - Alt.	245120	▲9670HD			
Hose - Upper		☞20520			
5015			6060		
Toyosha 3-Cyl. 61 Diesel			Allis-Chalmers 4-Cyl. 200 Diesel		
1985-1981			1984-1980		
Belt - Fan & Alt.	2100737	7380	Belt - Fan & Alt.	263408	▲9540HD
Hose - Upper		20782	Belt - A.C.; Ser. No. 4373 & Before	272411	▲9447HD
			Belt - A.C.; Ser. No. 3770 & After	562203	▲9440HD
			Hose - Upper		☞21379
				or	●26524
5020			6070		
Toyosha 2-Cyl. 77 Diesel			Allis-Chalmers 4-Cyl. 200 Diesel		
1985-1977			1985-1984		
Belt - Fan & Alt.	2097654	▲9400HD	Belt - Fan & Alt.	263408	▲9540HD
Hose - Upper - Eng. To Pipe		20065	Belt - A.C.	562203	▲9440HD
		or			
Hose - Lower - Eng. To Pipe		●25472			
		●25252			
5030			6080		
Toyosha 2-Cyl. 90 Diesel			Allis-Chalmers 4-Cyl. 200 Diesel		
1985-1978			1985-1980		
Belt - Fan & Alt.	2097654	▲9400HD	Belt - Fan & Alt.	263408	▲9540HD
Hose - Upper		●25473	Belt - A.C.; Ser. No. 3769 & Before	272411	▲9447HD
Hose - Lower		●25252	Belt - A.C.; Ser. No. 4374 & After	562203	▲9440HD
5040			6140		
Uzina 3-Cyl. 143 Diesel			Toyosha 3-Cyl. 142 Diesel		
1980-1976			1985-1982		
Belt - Fan & Alt.	2091561	7450	Belt - Fan & Alt.		▲9440HD
			Hose - Upper		☞21794
				or	●25474
5045			7000		
Fiat 3-Cyl. 159 Diesel			Allis-Chalmers 6-Cyl. 301 Diesel		
1983-1981			1979-1975		
Belt - Fan & Alt.; Ser. No. 700,000 & After	2091561	7450	Belt - Fan & Alt.	260328	②▲9550HD
Hose - Upper		☞21794	Belt - A.C.; Ser. No. 8000 & Before	260149	9765
		or	Belt - A.C.; Ser. No. 8001 & After	268485	▲9530HD
Hose - Lower - Eng. To Pipe; (1 1/2" I.D.)		24224	Hose - Upper		20401
Hose - Lower - Pipe To Rad.; (1 1/2" I.D.)		24224		or	●26525
			Hose - By Pass		☞21942
5050			7010		
Fiat 3-Cyl. 168 Diesel			Allis-Chalmers 6-Cyl. 301 Diesel		
1983-1977			1981-1979		
Belt - Fan & Alt.; Ser. No. 700,000 & Before	2091544	7445	Belt - Fan & Alt.		②▲9570HD
Belt - Fan & Alt.; Ser. No. 700,000 & After	2091561	7450	Belt - A.C.	260149	9765
Hose - Lower - Eng. To Pipe; (1 1/2" I.D.)		24224	Hose - Upper		☞20401
Hose - Lower - Pipe To Rad.; (1 1/2" I.D.)		24224		or	●26524
			Hose - Lower		●26531
6040			7020		
Perkins 3-Cyl. 152 Diesel			Allis-Chalmers 6-Cyl. 301 Diesel		
1974			1981-1977		
Belt - Fan, Alt. & W.P.	229211	▲9463HD	Belt - Fan & Alt.		②▲9570HD
Hose - Upper		☞21174	Belt - A.C.	260149	9765
		or			
Hose - Lower		●25473			
Hose - By Pass		☞20808			
		☞20573			
Perkins 3-Cyl. 153 Diesel			7030		
1975			Allis-Chalmers 6-Cyl. 426 Diesel		
Belt - Fan, Alt. & W.P.	229211	▲9463HD	1974-1973		
Hose - Upper		☞21174	Belt - Fan & Alt.	267631	②TR20619
		or	Belt - A.C.	268485	▲9530HD
Hose - Lower		●25473	Hose - Upper		☞20731
		☞20808		or	●26523
			Hose - Lower; (2 1/4" I.D.)		24236

▲ Standard Belt May Also Be Available.
● Vulco-Flex® Coolant Hose.

☞ Cut to Fit.
② Two Required.

Belts and Coolant Hose for Tractors

Application	Mfr. No.	Part No.	Application	Mfr. No.	Part No.
ALLIS-CHALMERS - Continued			ALLIS-CHALMERS - Continued		
7030 - Continued			8010 - Continued		
Allis-Chalmers 6-Cyl. 426 Diesel - Continued			Allis-Chalmers 6-Cyl. 301 Diesel - Continued		
1974-1973 - Continued			1985-1981 - Continued		
Hose - By Pass		☞20573	Hose - Upper		●26528
7040			Hose - By Pass		☞20661
Allis-Chalmers 6-Cyl. 426 Diesel			or ●25251		
1977-1974			8030		
Belt - Fan & Alt	267631	②TR20619	Allis-Chalmers 6-Cyl. 426 Diesel		
Belt - A.C.	268485	▲9530HD	1985-1981		
Hose - Upper		☞20731	Belt - Fan & Alt	273193	②TR22664
		or ●26523	Belt - A.C.; Ser. No. 1906 & Before	268485	▲9530HD
Hose - Lower; (2 1/4" I.D.)		24236	Belt - A.C.; Ser. No. 1907 & After	273705	▲9505HD
Hose - By Pass		☞20573	Hose - Upper		●26527
7045			Hose - Lower; (2 1/2" I.D.)		24440
Allis-Chalmers 6-Cyl. 426 Diesel			Hose - By Pass		☞20065
1981-1977			8050		
Belt - Fan & Alt	267631	②TR20619	Allis-Chalmers 6-Cyl. 426 Diesel		
Belt - A.C.	268485	▲9530HD	1985-1981		
Hose - Upper		☞20731	Belt - Fan & Alt	273193	②TR22664
		or ●26523	Belt - A.C.; Ser. No. 1836 & Before	268485	▲9530HD
Hose - Lower; (2 1/4" I.D.)		24236	Belt - A.C.; Ser. No. 1837 & After	273705	▲9505HD
Hose - By Pass		☞20573	8070		
7050			Allis-Chalmers 6-Cyl. 426 Diesel		
Allis-Chalmers 6-Cyl. 426 Diesel			1985-1981		
1974-1973			Belt - Fan & Alt	273193	②TR22664
Belt - Fan & Alt	267631	②TR20619	Belt - A.C.; Ser. No. 1350 & Before	268485	▲9530HD
Belt - A.C.	268485	▲9530HD	Belt - A.C.; Ser. No. 1351 & After	273705	▲9505HD
Hose - Upper		☞20731	Hose - Upper		☞21115
		or ●26523			or ●26527
Hose - Lower; (2 1/4" I.D.)		24236	8550		
Hose - By Pass		☞20573	Allis-Chalmers 6-Cyl. 731 Diesel		
7060			1981-1977		
Allis-Chalmers 6-Cyl. 426 Diesel			Belt - Fan	259566	②TR28616
1981-1974			Belt - W.P.	4395701	7465
Belt - Fan & Alt	267631	②TR20619	Belt - Alt	259401	TR22517
Belt - A.C.	268485	▲9530HD	Belt - A.C.; Ser. No. 1635 & Before	259363	▲9451HD
Hose - Upper		☞20731	Belt - A.C.; Ser. No. 1636 & After	256935	▲9480HD
		or ●26523	Hose - Upper		●26531
Hose - Lower; (2 1/4" I.D.)		24236	Hose - Lower		●26532
Hose - By Pass		☞20573	Hose - By Pass		20351
7080			A		
Allis-Chalmers 6-Cyl. 426 Diesel			Allis-Chalmers 4-Cyl. 461		
1981-1974			1942-1936		
Belt - Fan & Alt	269183	②TR22607	Belt - Fan	112019	TR26341
Belt - A.C.; Ser. No. 3828 & Before	268485	▲9530HD	Belt - Fan & Gen.	AT210	TR28400
Belt - A.C.; Ser. No. 3829 & After	261802	▲9545HD	Allis-Chalmers 4-Cyl. 510 Distillate		
Hose - Upper		●26523	1942-1936		
Hose - Lower		☞20756	Belt - Fan	112019	TR26341
Hose - By Pass		☞20065	Belt - Fan & Gen.	AT210	TR28400
7580			B		
Allis-Chalmers 6-Cyl. 426 Diesel			Allis-Chalmers 4-Cyl. 116		
1981-1976			1957-1937		
Belt - Fan & Alt	269183	②TR22607	Belt - Fan	207003	TR22322
Belt - A.C.; Ser. No. 2611 & Before	268485	▲9530HD	Belt - Fan & Gen.; W/34 1/8" Belt O.C.	215885	TR22336
Belt - A.C.; Ser. No. 2612 & After	261802	▲9545HD	Belt - Fan & Gen.; W/36 7/8" Belt O.C.	209656	TR22363
Hose - Upper		☞21133	Hose - Upper; (1 1/4" I.D.)		24220
8010			Hose - Lower; (1 1/4" I.D.)		24220
Allis-Chalmers 6-Cyl. 301 Diesel			Allis-Chalmers 4-Cyl. 125		
1985-1981			1957-1937		
Belt - Fan & Alt	254350	②▲9560HD	Belt - Fan	207003	TR22322
Belt - A.C.	260149	9765	Belt - Fan & Gen.; W/34 1/8" Belt O.C.	215885	TR22336

☞ Cut to Fit.
 ▲ Standard Belt May Also Be Available.

② Two Required.
 ● Vulco-Flex® Coolant Hose.

Agricultural Equipment

Belts and Coolant Hose for Tractors

Application	Mfr. No.	Part No.	Application	Mfr. No.	Part No.
ALLIS-CHALMERS - Continued			ALLIS-CHALMERS - Continued		
B - Continued			D12 - Continued		
Allis-Chalmers 4-Cyl. 125 - Continued			Allis-Chalmers 4-Cyl. 149		
1957-1937 - Continued			1963-1959		
Belt - Fan & Gen.; W/36 7/8" Belt O.C.	209656	TR22363	Belt - Fan & Gen.; Ser. No. D12-3001		
Hose - Upper; (1 1/4" I.D.)		24220	& Before	209656	TR22363
Hose - Lower; (1 1/4" I.D.)		24220	Belt - Fan & Gen.; Ser. No. D12-3002		
Waukesha 4-Cyl. 113			& After	233432	7380
1957-1937			Hose - Upper		20563
Belt - Fan	207003	TR22322	Hose - Lower; (1 1/4" I.D.)		24220
Belt - Fan & Gen.; W/34 1/8" Belt O.C.	215885	TR22336	Hose - By Pass; (5/8" I.D.)		28441
Belt - Fan & Gen.; W/36 7/8" Belt O.C.	209656	TR22363	D14		
Hose - Upper; (1 1/4" I.D.)		24220	Power-Crater 4-Cyl. 149		
Hose - Lower; (1 1/4" I.D.)		24220	1960-1957		
C			Belt - Fan & Gen.; W/Electric Start	209656	TR22363
Allis-Chalmers 4-Cyl. 125			Belt - Fan & Gen.; W/O Electric Start	207003	TR22322
1950-1940			Hose - Upper		21942
Belt - Fan	207003	TR22322		or	25249
Belt - Fan & Gen.; W/34 1/8" Belt O.C.	215885	TR22336	Hose - Lower; (1 1/4" I.D.)		24220
Belt - Fan & Gen.; W/36 7/8" Belt O.C.	209656	TR22363	Hose - By Pass; (5/8" I.D.)		28441
Hose - Upper; (1 1/4" I.D.)		24220	Power-Crater 4-Cyl. 149 LPG		
Hose - Lower; (1 1/4" I.D.)		24220	1960-1957		
Allis-Chalmers 4-Cyl. 125 Distillate			Belt - Fan & Gen.; W/Electric Start	209656	TR22363
1950-1940			Belt - Fan & Gen.; W/O Electric Start	207003	TR22322
Belt - Fan	207003	TR22322	Hose - Upper		21942
Belt - Fan & Gen.; W/34 1/8" Belt O.C.	215885	TR22336		or	25249
Belt - Fan & Gen.; W/36 7/8" Belt O.C.	209656	TR22363	Hose - Lower; (1 1/4" I.D.)		24220
Hose - Upper; (1 1/4" I.D.)		24220	Hose - By Pass; (5/8" I.D.)		28441
Hose - Lower; (1 1/4" I.D.)		24220	D15		
CA			Allis-Chalmers 4-Cyl. 175 Diesel		
Allis-Chalmers 4-Cyl. 125			1962-1960		
1958-1950			Belt - Fan & Gen.	233489	9420HD
Belt - Fan & Gen.	209656	TR22363	Hose - Upper; (1 1/2" I.D.)		24224
Hose - Upper; (1 1/4" I.D.)		24220	Hose - Lower		20267
Hose - Lower; (1 1/4" I.D.)		24220	Power-Crater 4-Cyl. 149		
D10			1962-1960		
Allis-Chalmers 4-Cyl. 138			Belt - Fan & Gen.	233432	7380
1967-1959			Hose - Upper		20661
Belt - Fan & Gen.; Ser. No. D10-3501				or	25251
& Before	209656	TR22363	Power-Crater 4-Cyl. 149 LPG		
Belt - Fan & Gen.; Ser. No. D10-3502			1962-1960		
& After	233432	7380	Belt - Fan & Gen.	233432	7380
Hose - Upper		20563	D15 Series II		
Hose - Lower; (1 1/4" I.D.)		24220	Allis-Chalmers 4-Cyl. 149		
Hose - By Pass; (5/8" I.D.)		28441	1967-1963		
Allis-Chalmers 4-Cyl. 149			Belt - Fan & Gen.	233432	7380
1967-1959			Hose - Upper		20661
Belt - Fan & Gen.; Ser. No. D10-3501				or	25251
& Before	209656	TR22363	Allis-Chalmers 4-Cyl. 175 Diesel		
Belt - Fan & Gen.; Ser. No. D10-3502			1967-1963		
& After	233432	7380	Belt - Fan & Gen.	233489	9420HD
Hose - Upper		20563	Hose - Upper; (1 1/2" I.D.)		24224
Hose - Lower; (1 1/4" I.D.)		24220	Hose - Lower		20267
Hose - By Pass; (5/8" I.D.)		28441	Power-Crater 4-Cyl. 160		
D12			1967-1963		
Allis-Chalmers 4-Cyl. 138			Hose - Upper		20661
1969-1959				or	25251
Belt - Fan & Gen.; Ser. No. D12-3001			Hose - Lower		25252
& Before	209656	TR22363	Hose - By Pass; (5/8" I.D.)		28441
Belt - Fan & Gen.; Ser. No. D12-3002			D17		
& After	233432	7380	Allis-Chalmers 4-Cyl. 226		
Hose - Upper		20563	1962-1957		
Hose - Lower; (1 1/4" I.D.)		24220	Belt - Fan & Gen.	229211	9463HD
Hose - By Pass; (5/8" I.D.)		28441			

② Two Required.
 ● Vulco-Flex® Coolant Hose.

✂ Cut to Fit.
 ♣ Standard Belt May Also Be Available.

Belts and Coolant Hose for Tractors

Application	Mfr. No.	Part No.	Application	Mfr. No.	Part No.
ALLIS-CHALMERS - Continued			ALLIS-CHALMERS - Continued		
D17 - Continued			D19		
Allis-Chalmers 4-Cyl. 226 - Continued			Allis-Chalmers 6-Cyl. 262		
1962-1957 - Continued			1964-1961		
Belt - P.S.; Ser. No. 42001 & After	237386	▲9425HD	Belt - Fan & Gen.; W/46 1/4" Belt O.C.	235353	▲9463HD
Hose - Upper		⊘20088	Belt - Fan & Gen.; W/48 1/4" Belt O.C.	227470	▲9480HD
		or ●25474	Belt - P.S.	235394	▲9375HD
Hose - Lower		⊘21794	Hose - Upper		●26502
		or ●25476	Hose - Lower		⊘20559
Hose - By Pass; (3/4" I.D.)		28442			or ●25528
Allis-Chalmers 6-Cyl. 262 Diesel			Allis-Chalmers 6-Cyl. 262 Diesel		
1962-1957			1964-1961		
Belt - Fan & Gen.; Ser. No. 119938 & Before	229559	②▲9455HD	Belt - Fan & Gen.; W/46 1/4" Belt O.C.	235353	▲9463HD
Belt - Fan & Gen.; Ser. No. 119939 & After	237048	▲9455HD	Belt - Fan & Gen.; W/48 1/4" Belt O.C.	227470	▲9480HD
Belt - P.S.	235394	▲9375HD	Belt - P.S.	235394	▲9375HD
Hose - Upper; Ser. No. 38964 & Before(1 3/4" I.D.)		②24228	Hose - Upper		●26502
Hose - Upper; Ser. No. 38965 & After		●26502	Hose - Lower		⊘20559
Hose - Lower; Ser. No. 38964 & Before(1 1/2" I.D.)		24224			or ●25528
Hose - Lower; Ser. No. 38965 & After		⊘20559	Hose - By Pass; (1" I.D.)		24216
		or ●25528			
		24216			
D17 Series II			D21		
Allis-Chalmers 4-Cyl. 226			Allis-Chalmers 6-Cyl. 426 Diesel		
1964-1962			1965-1963		
Belt - Fan & Gen.	229211	▲9463HD	Belt - Fan & Alt.; Ser. No. 4445 & Before	240595	②▲9580HD
Belt - P.S.; Ser. No. 42001 & After	237386	▲9425HD	Belt - Fan & Alt.; Ser. No. 4446 & After	254350	▲9560HD
Hose - Upper		⊘20088	Hose - Upper		●26511
		or ●25474	Hose - Lower		●26508
Hose - Lower		⊘21794	Hose - By Pass		●25257
		or ●25476			
Hose - By Pass; (3/4" I.D.)		28442			
Allis-Chalmers 6-Cyl. 262 Diesel			D21 Series II		
1964-1962			Allis-Chalmers 6-Cyl. 426 Diesel		
Belt - Fan & Gen.; Ser. No. 119938 & Before	229559	②▲9455HD	1969-1965		
Belt - Fan & Gen.; Ser. No. 119939 & After	237048	▲9455HD	Belt - Fan & Alt.; Ser. No. 4445 & Before	240595	②▲9580HD
Belt - P.S.	235394	▲9375HD	Belt - Fan & Alt.; Ser. No. 4446 & After	254350	▲9560HD
Hose - Upper; Ser. No. 38964 & Before(1 3/4" I.D.)		②24228	Hose - Upper		●26511
Hose - Upper; Ser. No. 38965 & After		●26502	Hose - Lower		●26508
Hose - Lower; Ser. No. 38964 & Before(1 1/2" I.D.)		24224	Hose - By Pass		●25257
Hose - Lower; Ser. No. 38965 & After		⊘20559			
		or ●25528			
		24216			
D17 Series IV			G		
Allis-Chalmers 4-Cyl. 226			Continental 4-Cyl. 62		
1967-1964			1955-1948		
Belt - Fan & Gen.	229211	▲9463HD	Belt - Fan & Gen.	800116	TR22416
Belt - P.S.; Ser. No. 42001 & After	237386	▲9425HD	Hose - Upper; (1 1/2" I.D.)		24224
Hose - Upper		⊘20088	Hose - Lower; (1 1/2" I.D.)		24224
		or ●25474			
Hose - Lower		⊘21794			
		or ●25476			
Hose - By Pass; (3/4" I.D.)		28442			
Allis-Chalmers 6-Cyl. 262 Diesel			H3		
1967-1964			Allis-Chalmers 4-Cyl. 149		
Belt - Fan & Gen.; Ser. No. 119938 & Before	229559	②▲9455HD	1968-1963		
Belt - Fan & Gen.; Ser. No. 119939 & After	237048	▲9455HD	Belt - Fan & Gen.	233432	7380
Belt - P.S.	235394	▲9375HD	Hose - Upper		⊘20661
Hose - Upper		●26502			
Hose - Lower		⊘20559			
		or ●25528			
		24216			
D17 Series IV			H4		
Allis-Chalmers 4-Cyl. 226			Allis-Chalmers 4-Cyl. 200		
1967-1964			1969-1965		
Belt - Fan & Gen.	229211	▲9463HD	Belt - Fan & Alt.; W/45 3/4" Belt O.C. .	237048	▲9455HD
Belt - P.S.; Ser. No. 42001 & After	237386	▲9425HD	Belt - Fan & Alt.; W/67 1/4" Belt O.C. .	245120	▲9670HD
Hose - Upper		⊘20088			
		or ●25474			
Hose - Lower		⊘21794			
		or ●25476			
Hose - By Pass; (3/4" I.D.)		28442			
Allis-Chalmers 6-Cyl. 262 Diesel			HD3		
1967-1964			Allis-Chalmers 4-Cyl. 149		
Belt - Fan & Gen.; Ser. No. 119938 & Before	229559	②▲9455HD	1968-1960		
Belt - Fan & Gen.; Ser. No. 119939 & After	237048	▲9455HD	Belt - Fan & Gen.	233432	7380
Belt - P.S.	235394	▲9375HD	Allis-Chalmers 4-Cyl. 175 Diesel		
Hose - Upper		●26502	1968-1960		
Hose - Lower		⊘20559	Belt - Fan & Gen.	233490	②▲9420HD
		or ●25528	Hose - Upper; (1 1/2" I.D.)		②24224
			Hose - Lower; (1 1/2" I.D.)		②24224

▲ Standard Belt May Also Be Available.
● Vulco-Flex® Coolant Hose.

⊘ Cut to Fit.
② Two Required.

Belts and Coolant Hose for Tractors

Agricultural Equipment

Application	Mfr. No.	Part No.
ALLIS-CHALMERS - Continued		
HD4		
Allis-Chalmers 4-Cyl. 200		
1969-1965		
Belt - Fan & Alt.; W/45 3/4" Belt O.C. .	237048	♣9455HD
Belt - Fan & Alt.; W/67 1/4" Belt O.C. .	245120	♣9670HD
HD5; HD5A; HD5B		
GM 2-Cyl. 142 Diesel		
1955-1946		
Belt - Fan & Gen.	033138	②TR22625
Hose - Upper; (1 1/2" I.D.)		24224
Hose - Lower; (1 3/4" I.D.)		②24228
HD6; HD6A; HD6B		
Allis-Chalmers 4-Cyl. 344 Diesel		
1974-1955		
Belt - Fan; Ser. No. 6-10368 & Before	4348910	②TR28596
Belt - Fan; Ser. No. 6-10369 & After ..	4349777	②TR28483
Belt - Fan; Ser. No. 13321 & Before ..	4348910	②TR28596
Belt - Fan; Ser. No. 13322 & After	4349777	②TR28483
Belt - W.P. & Gen.; Ser. No. 6-10368 & Before	4348851	TR28514
Belt - W.P. & Gen.; Ser. No. 6-10369 & After	4349729	TR22485
Belt - W.P. & Gen.; Ser. No. 13322 & After	4349728	TR22514
Hose - Upper		23547
Hose - Lower		23550
Hose - By Pass; (1 7/8" I.D.)		24230
HD6E		
Allis-Chalmers 4-Cyl. 344 Diesel		
1974-1961		
Belt - Fan; Ser. No. 6-10368 & Before	4348910	②TR28596
Belt - Fan; Ser. No. 6-10369 & After ..	4349777	②TR28483
Belt - Fan; Ser. No. 13321 & Before ..	4348910	②TR28596
Belt - Fan; Ser. No. 13322 & After	4349777	②TR28483
Belt - W.P. & Gen.; Ser. No. 6-10368 & Before	4348851	TR28514
Belt - W.P. & Gen.; Ser. No. 6-10369 & After	4349729	TR22485
Belt - W.P. & Gen.; Ser. No. 13322 & After	4349728	TR22514
Hose - Upper		23547
Hose - Lower		23550
Hose - By Pass; (1 7/8" I.D.)		24230
HD6EP		
Allis-Chalmers 4-Cyl. 344 Diesel		
1974-1961		
Belt - Fan	4337756	②TR28514
Belt - W.P. & Gen.	4337725	TR22525
Hose - Upper		23547
Hose - Lower; (2 1/2" I.D.)		♣24940
HD7; HD7W		
GM 3-Cyl. 213 Diesel		
1950-1940		
Belt - Fan	602944	②TR22578
Belt - Gen.	040549	TR20451
HD9		
GM 4-Cyl. 284 Diesel		
1955-1950		
Belt - Fan	033138	②TR22625
Belt - Gen.; Ser. No. 3270 & Before ...	079582	TR22405
Belt - Gen.; Ser. No. 3271 & After	040549	TR20451
Hose - Upper; (2" I.D.)		24232
Hose - Lower; (2" I.D.)		24232

Application	Mfr. No.	Part No.
ALLIS-CHALMERS - Continued		
HD9 - Continued		
GM 4-Cyl. 284 Diesel - Continued		
1955-1950 - Continued		
Hose - By Pass; (1" I.D.)		24216
HD10; HD10W		
GM 4-Cyl. 284 Diesel		
1950-1940		
Belt - Fan	602944	②TR22578
Belt - Gen.	040549	TR20451
Hose - Upper; (2" I.D.)		24232
Hose - Lower; (2 1/4" I.D.)		24236
HD11		
Allis-Chalmers 6-Cyl. 516 Diesel		
1970-1955		
Belt - Fan; Ser. No. 11-4854 & Before	4335452	②TR28649
Belt - Fan; Ser. No. 11-4855 & After ..	4349778	②TR28522
Belt - Fan; Ser. No. 13322 & After	4337757	②TR28545
Belt - W.P. & Gen.; Ser. No. 11-4855 & After	4349728	TR22514
Belt - W.P. & Gen.; Ser. No. 13322 & After	4338212	TR22534
Hose - Upper; Ser. No. 6426 & Before(2 1/8" I.D.)		♣24934
Hose - Upper; Ser. No. 6427 & After		23547
Hose - Lower; (2 1/2" I.D.)		24240
HD11B		
Allis-Chalmers 6-Cyl. 516 Diesel		
1974-1971		
Belt - Fan; Ser. No. 11-4854 & Before	4335452	②TR28649
Belt - Fan; Ser. No. 11-4855 & After ..	4349778	②TR28522
Belt - Fan; Ser. No. 13322 & After	4337757	②TR28545
Belt - W.P. & Gen.; Ser. No. 11-4855 & After	4349728	TR22514
Belt - W.P. & Gen.; Ser. No. 13322 & After	4338212	TR22534
Hose - Upper; Ser. No. 6426 & Before(2 1/8" I.D.)		♣24934
Hose - Upper; Ser. No. 6427 & After		23547
Hose - Lower; (2 1/2" I.D.)		24240
HD11E		
Allis-Chalmers 6-Cyl. 516 Diesel		
1971-1963		
Belt - Fan; Ser. No. 11-4854 & Before	4335452	②TR28649
Belt - Fan; Ser. No. 11-4855 & After ..	4349778	②TR28522
Belt - Fan; Ser. No. 13322 & After	4337757	②TR28545
Belt - W.P. & Gen.; Ser. No. 11-4855 & After	4349728	TR22514
Belt - W.P. & Gen.; Ser. No. 13322 & After	4338212	TR22534
Hose - Upper; Ser. No. 6426 & Before(2 1/8" I.D.)		♣24934
Hose - Upper; Ser. No. 6427 & After		23547
Hose - Lower; (2 1/2" I.D.)		24240
HD11EP		
Allis-Chalmers 6-Cyl. 516 Diesel		
1971-1961		
Belt - Fan; Ser. No. 11-4854 & Before	4335452	②TR28649
Belt - Fan; Ser. No. 11-4855 & After ..	4349778	②TR28522
Belt - Fan; Ser. No. 13322 & After	4337757	②TR28545
Belt - W.P. & Gen.; Ser. No. 11-4855 & After	4349728	TR22514
Belt - W.P. & Gen.; Ser. No. 13322 & After	4338212	TR22534
Hose - Upper; Ser. No. 6426 & Before(2 1/8" I.D.)		♣24934
Hose - Upper; Ser. No. 6427 & After		23547
Hose - Lower; (2 1/2" I.D.)		24240

♣ Standard Belt May Also Be Available.
 Ⓞ Use Wire Inserted Green Stripe® Coolant Hose.

② Two Required.

Belts and Coolant Hose for Tractors

Application	Mfr. No.	Part No.	Application	Mfr. No.	Part No.
ALLIS-CHALMERS - Continued			ALLIS-CHALMERS - Continued		
HD11ES			HD16; HD16A; HD16AC - Continued		
Allis-Chalmers 6-Cyl. 516 Diesel			Allis-Chalmers 6-Cyl. 844 Diesel - Continued		
1973-1967			1970-1955 - Continued		
Belt - Fan; Ser. No. 11-4854 & Before	4335452	②TR28649	Hose - By Pass; (1 5/8" I.D.)		24226
Belt - Fan; Ser. No. 11-4855 & After ..	4349778	②TR28522	HD16B		
Belt - Fan; Ser. No. 13322 & After	4337757	②TR28545	Allis-Chalmers 6-Cyl. 844 Diesel		
Belt - W.P. & Gen.; Ser. No. 11-4855 & After	4349728	TR22514	1973-1961		
Belt - W.P. & Gen.; Ser. No. 13322 & After	4338212	TR22534	Belt - Fan & Gen.	086979	②CX81
Hose - Upper; Ser. No. 6426 & Before(2 1/8" I.D.)		②24934	Belt - W.P.	4386813	TR22495
Hose - Upper; Ser. No. 6427 & After		23547	Hose - Upper; Ser. No. 5901 & After(2 3/4" I.D.)		②24244
Hose - Lower; (2 1/2" I.D.)		24240	Hose - Lower; Ser. No. 5901 & After(2 1/2" I.D.)		②24240
HD11F			HD16D; HD16DC; HD16DP		
Allis-Chalmers 6-Cyl. 516 Diesel			Allis-Chalmers 6-Cyl. 844 Diesel		
1973-1971			1970-1955		
Belt - Fan; Ser. No. 11-4854 & Before	4335452	②TR28649	Belt - Fan & Gen.	086979	②CX81
Belt - Fan; Ser. No. 11-4855 & After ..	4349778	②TR28522	Belt - W.P.	4386813	TR22495
Belt - Fan; Ser. No. 13322 & After	4337757	②TR28545	Hose - Upper; Ser. No. 5901 & After(2 3/4" I.D.)		②24244
Belt - W.P. & Gen.; Ser. No. 11-4855 & After	4349728	TR22514	Hose - Lower; Ser. No. 5901 & After(2 1/2" I.D.)		②24240
Belt - W.P. & Gen.; Ser. No. 13322 & After	4338212	TR22534	Hose - By Pass; (1 5/8" I.D.)		24226
Hose - Upper; Ser. No. 6426 & Before(2 1/8" I.D.)		②24934	HD19		
Hose - Upper; Ser. No. 6427 & After		23547	GM 6-Cyl. 426 Diesel		
Hose - Lower; (2 1/2" I.D.)		24240	1950-1947		
HD11S			Belt - Fan; Ser. No. 1802 & After		
Allis-Chalmers 6-Cyl. 516 Diesel			Belt - Gen.		
1973-1967			Hose - Upper; Ser. No. 1801 & Before(2 1/4" I.D.)		
Belt - Fan; Ser. No. 11-4854 & Before	4335452	②TR28649	Hose - Upper; Ser. No. 1802 & After(2 1/4" I.D.)		
Belt - Fan; Ser. No. 11-4855 & After ..	4349778	②TR28522	Hose - Lower; (2 1/4" I.D.)		
Belt - Fan; Ser. No. 13322 & After	4337757	②TR28545	HD20		
Belt - W.P. & Gen.; Ser. No. 11-4855 & After	4349728	TR22514	GM 6-Cyl. 660 Diesel		
Belt - W.P. & Gen.; Ser. No. 13322 & After	4338212	TR22534	1954-1951		
Hose - Upper; Ser. No. 6426 & Before(2 1/8" I.D.)		②24934	Belt - Fan & Gen.		
Hose - Upper; Ser. No. 6427 & After		23547	Hose - Upper; (2 3/4" I.D.)		
Hose - Lower; (2 1/2" I.D.)		24240	Hose - Lower; Std. Models(2 3/4" I.D.)		
HD14			Hose - Lower; W/Torque Converter(2 3/4" I.D.)		
GM 6-Cyl. 426 Diesel			Hose - By Pass; (1 1/4" I.D.)		
1947-1939			HD21; HD21A; HD21AC		
Belt - Fan	602944	②TR22578	Allis-Chalmers 6-Cyl. 844 Diesel		
Belt - Gen.	040549	TR20451	1969-1954		
HD14C			Belt - Fan; Ser. No. 9001 & Before		
GM 6-Cyl. 426 Diesel			Belt - W.P.		
1947-1939			Belt - Gen.		
Belt - Gen.	602944	TR22578	Hose - Upper; (2 3/4" I.D.)		
HD15; HD15AC			Hose - Lower; (2 1/2" I.D.)		
GM 6-Cyl. 426 Diesel			HD21B		
1955-1950			Allis-Chalmers 6-Cyl. 844 Diesel		
Belt - Fan; W/O Torque Converter	069704	②B81	1975-1969		
Belt - Gen.; W/Torque Converter	076750	TR22588	Hose - Upper; (2 3/4" I.D.)		
Belt - Gen.; W/O Torque Converter	602944	TR22578	Hose - Lower; (2 1/2" I.D.)		
Hose - Upper; (2 1/4" I.D.)		②24236	HD41		
Hose - Lower; (2 1/4" I.D.)		24236	Cummins VT121710 Diesel		
HD16; HD16A; HD16AC			1974-1970		
Allis-Chalmers 6-Cyl. 844 Diesel			Belt - Fan		
1970-1955			Belt - W.P.		
Belt - Fan & Gen.	086979	②CX81	Belt - Alt.; W/36 3/8" Belt O.C.		
Belt - W.P.	4386813	TR22495	Belt - Alt.; W/39 1/8" Belt O.C.		
Hose - Upper; Ser. No. 5901 & After(2 3/4" I.D.)		②24244	Hose - Upper - Eng. To Pipe; (3" I.D.)		
Hose - Lower; Ser. No. 5901 & After(2 1/2" I.D.)		②24240	Hose - Upper - Pipe To Rad.; (3" I.D.)		
② Two Required.			Hose - Lower - Eng. To Pipe; (3 1/2" I.D.)		
♣ Standard Belt May Also Be Available.			Hose - Lower - Pipe To Rad.; (3 1/2" I.D.)		
			③ Three Required.		

Agricultural Equipment

Belts and Coolant Hose for Tractors

Application	Mfr. No.	Part No.	Application	Mfr. No.	Part No.
ALLIS-CHALMERS - Continued			ALLIS-CHALMERS - Continued		
I-40			One-Eighty - Continued		
Allis-Chalmers 4-Cyl. 149			West Allis 6-Cyl. 301 Diesel - Continued		
1966-1964			1973-1967 - Continued		
Belt - Fan & Gen.	233432	7380	Hose - Lower		●26504
Hose - Upper		✂20563	One-Ninety		
Hose - Lower; (1 1/2" I.D.)		②24224	Allis-Chalmers 6-Cyl. 265		
I-60			1973-1964		
Allis-Chalmers 4-Cyl. 160			Belt - Fan & Alt.; Ser. No. 2G05728 & Before		
1966-1965			243021		
Belt - Fan & Gen.	233432	7380	▲9530HD		
Hose - Upper		✂20661	Belt - Fan & Alt.; Ser. No. 2G05729 & After		
	or	●25251	252145		
			▲9525HD		
Allis-Chalmers 4-Cyl. 175 Diesel			Belt - A.C.		
1966-1965			246618		
Belt - Fan & Gen.	233489	②▲9420HD	Hose - Upper; Ser. No. 14450 & Before		
Hose - Upper; (1 1/2" I.D.)		24224	●26503		
Hose - Lower; Molded Hose		✂20267	21256		
Hose - Lower; Strt. Hose(1 1/2" I.D.)		24224	Hose - Upper; Ser. No. 14451 & After		
			or		
			Hose - Lower; Ser. No. 14450 & Before		
			●26504		
			Hose - Lower; Ser. No. 14451 & After		
			●26503		
			●26504		
I-400			Allis-Chalmers 6-Cyl. 301 Diesel		
Allis-Chalmers 4-Cyl. 149			1973-1964		
1968-1966			Belt - Fan & Alt.; Ser. No. 2D25950 & Before		
Belt - Fan & Gen.	233432	7380	252145		
Hose - Upper		✂20563	▲9525HD		
Hose - Lower; (1 1/2" I.D.)		②24224	Belt - Fan & Alt.; Ser. No. 2D25951 & After		
	or	●25251	255200		
			▲9510HD		
I-600			Belt - A.C.		
Allis-Chalmers 4-Cyl. 160			246618		
1968-1966			Hose - Upper; Ser. No. 14450 & Before		
Belt - Fan & Gen.	233432	7380	●26503		
Hose - Upper		✂20563	21256		
Hose - Lower; (1 1/2" I.D.)		②24224	Hose - Upper; Ser. No. 14451 & After		
	or	●25251	or		
			●26504		
			Hose - Lower; Ser. No. 14450 & Before		
			●26503		
			Hose - Lower; Ser. No. 14451 & After		
			●26504		
I-600			One-Ninety XT		
Allis-Chalmers 4-Cyl. 160			Allis-Chalmers 6-Cyl. 301		
1968-1966			1972-1965		
Belt - Fan & Gen.	233432	7380	Belt - Fan & Alt.		
Hose - Upper		✂20661	252145		
Hose - Lower; (1 1/2" I.D.)		②24224	▲9525HD		
	or	●25251	Belt - A.C.		
			246618		
			Hose - Upper; Ser. No. 14450 & Before		
			●26503		
			Hose - Upper; Ser. No. 14451 & After		
			21256		
			or		
			●26504		
			Hose - Lower; Ser. No. 14450 & Before		
			●26503		
			Hose - Lower; Ser. No. 14451 & After		
			●26504		
IB			Allis-Chalmers 6-Cyl. 301 Diesel		
Allis-Chalmers 4-Cyl. 116			1972-1965		
1958-1939			Belt - Fan & Alt.; Ser. No. 2D25950 & Before		
Belt - Fan	207003	TR22322	252145		
Belt - Fan & Gen.	209656	TR22363	▲9525HD		
Hose - Upper; (1 1/4" I.D.)		24220	Belt - Fan & Alt.; Ser. No. 2D25951 & After		
Hose - Lower; (1 1/4" I.D.)		②24220	255200		
			▲9510HD		
			Belt - A.C.		
			246618		
			Hose - Upper; Ser. No. 14450 & Before		
			●26503		
			21256		
			or		
			●26504		
			Hose - Lower; Ser. No. 14450 & Before		
			●26503		
			Hose - Lower; Ser. No. 14451 & After		
			●26504		
One-Eighty			One-Seventy		
West Allis 6-Cyl. 265			Perkins 4-Cyl. 236 Diesel		
1973-1967			1973-1967		
Belt - Fan & Alt.	243021	▲9530HD	Belt - Fan & Alt.		
Hose - Upper		21256	227470		
	or	●26504	▲9480HD		
Hose - Lower		●26504	Hose - Upper; (1 3/4" I.D.)		
			24228		
			Hose - Lower		
			✂20993		
			or		
			●25480		
West Allis 6-Cyl. 301 Diesel			West Allis 4-Cyl. 226		
1973-1967			1973-1967		
Belt - Fan & Alt.	243021	▲9530HD	Belt - Fan & Alt.		
Hose - Upper		21256	248316		
	or	●26504	▲9470HD		
			Hose - Upper; Early		
			●25477		
			Hose - Upper; Late		
			●25482		
			Hose - Lower		
			20065		
			or		
			●25473		

✂ Cut to Fit.
● Vulco-Flex® Coolant Hose.

② Two Required.
▲ Standard Belt May Also Be Available.

Belts and Coolant Hose for Tractors

Application	Mfr. No.	Part No.	Application	Mfr. No.	Part No.
ALLIS-CHALMERS - Continued			ALLIS-CHALMERS - Continued		
One-Seventy - Continued			WC		
West Allis 4-Cyl. 226 - Continued			Allis-Chalmers 4-Cyl. 201		
1973-1967 - Continued			1948-1933		
Hose - By Pass; (3/4" I.D.)		24212	Belt - Fan	203073	TR22416
One-Sixty			Belt - Fan & Gen.	209824	TR22461
Perkins 3-Cyl. 153 Diesel			Hose - Upper; (1 1/2" I.D.)		24224
1971-1969			Hose - Lower; (1 1/2" I.D.)		24224
Belt - Fan & Gen.; W/48 1/4" Belt O.C.		▲9480HD	Allis-Chalmers 4-Cyl. 201 Distillate		
Belt - Fan & Gen.; W/50 1/4" Belt O.C.	2074320	▲9500HD	1948-1933		
Belt - P.S.	2073746	▲9290HD	Belt - Fan	203073	TR22416
Two-Ten			Belt - Fan & Gen.	209824	TR22461
Allis-Chalmers 6-Cyl. 426 Diesel			Hose - Upper; (1 1/2" I.D.)		24224
1973-1970			Hose - Lower; (1 1/2" I.D.)		24224
Belt - Fan & Alt.	254351	②▲9560HD	WD		
Belt - A.C.; W/81 1/4" Belt O.C.		9810	Allis-Chalmers 4-Cyl. 201		
Hose - Upper; Early		●26505	1953-1948		
Hose - Upper; Late		●26511	Belt - Fan	203073	TR22416
Hose - Lower; Early		●26504	Belt - Fan & Gen.	209824	TR22461
Hose - Lower; Late		●26508	Hose - Upper; (1 1/2" I.D.)		24224
Hose - By Pass		●25257	Hose - Lower; (1 1/2" I.D.)		24224
Two-Twenty			Allis-Chalmers 4-Cyl. 201 Distillate		
Allis-Chalmers 6-Cyl. 426 Diesel			1953-1948		
1973-1969			Belt - Fan	203073	TR22416
Belt - Fan & Alt.	254351	②▲9560HD	Belt - Fan & Gen.	209824	TR22461
Belt - A.C.; W/81 1/4" Belt O.C.		9810	Hose - Upper; (1 1/2" I.D.)		24224
Hose - Upper; Early		●26505	Hose - Lower; (1 1/2" I.D.)		24224
Hose - Upper; Late		●26511	WD45		
Hose - Lower; Early		●26504	Allis-Chalmers 4-Cyl. 226		
Hose - Lower; Late		●26508	1957-1953		
Hose - By Pass		●25257	Belt - Fan & Gen.	209824	TR22461
U			Belt - P.S.	227398	▲9590HD
Continental 4-Cyl. 284 Distillate			Hose - Upper; (1 1/2" I.D.)		24224
1952-1929			Hose - Lower; (1 1/2" I.D.)		24224
Belt - Fan	U2754	TR28514	Allis-Chalmers 6-Cyl. 230 Diesel		
Belt - Gen.; W/2 1/2" Dia. Pulley	212336	2240	1957-1953		
Belt - Gen.; W/3 5/8" Dia. Pulley		9260	Belt - Fan & Gen.; Ser. No. 77855 &		
Hose - Upper; (2" I.D.)		24232	Before	226935	▲9476HD
Hose - Lower; (2" I.D.)		24232	Belt - Fan & Gen.; Ser. No. 77856 &		
Unimog 4-Cyl. 301 Distillate			After	227470	▲9480HD
1952-1929			Belt - P.S.	227398	▲9590HD
Belt - Fan	U2754	TR28514	Hose - Upper; (1 3/4" I.D.)		②24228
Belt - Gen.; W/2 1/2" Dia. Pulley	212336	2240	Hose - Lower; (1 1/2" I.D.)		24224
Belt - Gen.; W/3 5/8" Dia. Pulley		9260	WF		
Hose - Upper; (2" I.D.)		24232	Allis-Chalmers 4-Cyl. 201		
Hose - Lower; (2" I.D.)		24232	1951-1937		
UC			Belt - Fan	203073	TR22416
Continental 4-Cyl. 284			Belt - Fan & Gen.	209824	TR22461
1941-1930			Hose - Upper; (1 1/2" I.D.)		24224
Belt - Fan	U2754	TR28514	Hose - Lower; (1 1/2" I.D.)		24224
Belt - Gen.; W/2 1/2" Dia. Pulley	212336	2240	WK		
Belt - Gen.; W/3 5/8" Dia. Pulley		9260	Allis-Chalmers 4-Cyl. 510		
Hose - Upper; (2" I.D.)		24232	1939		
Hose - Lower; (2" I.D.)		24232	Belt - Fan	203073	TR22416
Unimog 4-Cyl. 301			Belt - Fan & Gen.	209824	TR22461
1941-1930			Hose - Upper; (1 1/2" I.D.)		24224
Belt - Fan	U2754	TR28514	Hose - Lower; (1 1/2" I.D.)		24224
Belt - Gen.; W/2 1/2" Dia. Pulley	212336	2240	ANTONIO CARRARO		
Belt - Gen.; W/3 5/8" Dia. Pulley		9260	5500; 7500		
Hose - Upper; (2" I.D.)		24232	Carraro 49 H.P.		
Hose - Lower; (2" I.D.)		24232	2001		
			Belt - Fan & Alt.		7385

▲ Standard Belt May Also Be Available.
● Vulco-Flex® Coolant Hose.

② Two Required.

Belts and Coolant Hose for Tractors

Application	Mfr. No.	Part No.	Application	Mfr. No.	Part No.
ANTONIO CARRARO - Continued			BELARUS - Continued		
5500; 7500 - Continued			500 - Continued		
Carraro 64 H.P.			Belarus 4-Cyl. 290 Diesel - Continued		
2001			1992-1977 - Continued		
Belt - Fan & Alt.		7385	Hose - Upper	☞	20065
7700			Hose - Lower	☞	20945
Carraro 49 H.P.			Hose - By Pass; (3/4" I.D.)		24212
2001			520		
Belt - Fan & Alt.		7385	Belarus 4-Cyl. 290 Diesel		
Carraro 64 H.P.			1988-1979		
2001			Belt - Fan & Alt.		TR24489
Belt - Fan & Alt.		7385	Hose - Upper	☞	20065
Carraro 4-Cyl. Diesel			Hose - Lower	☞	20945
2001			Hose - By Pass; (3/4" I.D.)		24212
Belt - Fan & Alt.		7380	560; 562		
8008			Belarus 4-Cyl. 290 Diesel		
Carraro 4-Cyl. Diesel			1991-1981		
2001			Belt - Fan & Alt.		TR24515
Belt - Fan & Alt.		7380	Belt - Fan & A.C.		TR22508
Bitrac HS			Belt - Alt.; W/A.C.		9279
Carraro 2-Cyl. Diesel			Hose - Upper	☞	21794
2001				or	● 25474
Belt - Fan & Alt.		7375	Hose - Lower	☞	21145
Hose - Upper - Eng. To Thermostat		☞ 20065	Hose - By Pass; (1" I.D.)		24216
Hose - Lower		● 25252	611		
BELARUS			Belarus 4-Cyl. 302 Diesel		
250A			1992-1980		
Vladimir 2-Cyl. 127 Diesel			Belt - Fan & Alt.		TR24578
1987-1979			Hose - Upper; (1 3/4" I.D.)		24228
Belt - Gen. & Blower		7520	Hose - Lower - Eng. To Pipe; (1 7/8" I.D.)		24230
250AS			Hose - Lower - Pipe To Rad.; (1 1/2" I.D.)		24224
Vladimir 2-Cyl. 127 Diesel			800		
1996-1985			Belarus 4-Cyl. 290 Diesel		
Belt - Gen. & Blower		7500	1997-1977		
310			Belt - Fan & Alt.		7516
Belarus 2-Cyl. 127 Diesel			Belt - Fan & A.C.		▲ 9510HD
1996-1989			Belt - Alt.; W/A.C.		9270
Belt - Gen. & Blower		7500	Hose - Upper	☞	21794
400A; 400AN				or	● 25474
Belarus 4-Cyl. 253 Diesel			Hose - Lower	☞	21145
1997-1977			Hose - By Pass; (1" I.D.)		24216
Belt - Alt. & Blower	D37E1308021	② 7512	802		
420			Belarus 4-Cyl. 290 Diesel		
Belarus 4-Cyl. 253 Diesel			1996-1977		
1983-1978			Belt - Fan & Alt.		7516
Belt - Alt. & Blower	D37E1308021	② 7512	Belt - Fan & A.C.		▲ 9510HD
420A; 420AN			Belt - Alt.; W/A.C.		9270
Belarus 4-Cyl. 253 Diesel			Hose - Upper	☞	21794
1997-1976				or	● 25474
Belt - Alt. & Blower		② 7525	Hose - Lower	☞	21145
500			Hose - By Pass; (1" I.D.)		24216
Belarus 4-Cyl. 290 Diesel			820		
1992-1977			Belarus 4-Cyl. 290 Diesel		
Belt - Fan & Alt.		TR24489	1995-1979		
			Hose - Upper		
			● 25474		
			822		
			Belarus 4-Cyl. 290 Diesel		
			1993-1981		
			Belt - Fan & Alt.		7516
			Belt - Fan & A.C.		▲ 9510HD
			Belt - Alt.; W/A.C.		9270
			Hose - Upper	☞	21794

☞ Cut to Fit.
② Two Required.

● Vulco-Flex® Coolant Hose.
▲ Standard Belt May Also Be Available.

Belts and Coolant Hose for Tractors

Application	Mfr. No.	Part No.	Application	Mfr. No.	Part No.
BELARUS - Continued			CASE		
822 - Continued			200 Series		
Belarus 4-Cyl. 290 Diesel - Continued			Case 4-Cyl. 127		
1993-1981 - Continued			1960-1958		
Hose - Upper		●25474	Belt - Fan & Gen.	VT4886	TR24449
Hose - Lower		⊗21145	Hose - Upper; (1 3/4" I.D.)		24228
Hose - By Pass; (1" I.D.)		24216	Hose - Lower; (1 3/4" I.D.)		②24228
925			300 Series		
Belarus 4-Cyl. 290 Diesel			Case 4-Cyl. 148		
1997-1991			1959-1956		
Belt - Fan & Alt.		▲9510HD	Belt - P.S.	G46083	7270
Belt - A.C., Alt. & Idler		9279	Belt - Fan & Gen.	VT4886	TR24449
Hose - Upper		20065	Hose - Upper; (1 3/4" I.D.)		24228
	or	●25473	Hose - Lower; (1 3/4" I.D.)		②24228
1500			Continental 4-Cyl. 157 Diesel		
Belarus V-6 558 Diesel			1959-1956		
1986-1978			Belt - P.S.		
Belt - Fan		②TR24597		G46124	1230
Belt - Fan To Alt.		▲9463HD	Belt - Fan & Gen.	G11233	▲9447HD
Hose - Upper - Eng. To Pipe; (1 1/2" I.D.)		24224	Hose - Upper; (1 3/4" I.D.)		24228
Hose - Upper - Pipe To Rad.; (1 1/2" I.D.)		24224	Hose - Lower; (1 5/8" I.D.)		②24226
Hose - Lower - Eng. To Pipe; (2 3/8" I.D.)		24238			
Hose - Lower - Pipe To Rad.; (2 3/8" I.D.)		24238			
1770			310		
Belarus V-6 558 Diesel			Case 4-Cyl. 148		
1995-1986			1963-1957		
Belt - Fan To Alt.		▲9451HD	Belt - Fan & Gen.; Ser. No. 3008187 & Before	VT4886	TR24449
Belt - Fan, Alt. & A.C.	22490	TR22485	Belt - Fan & Gen.; Ser. No. 3008188 Thru 3012300	G46222	TR24461
Belt - Air Brake Compr.		TR24449	Belt - Fan & Gen.; Ser. No. 3012301 & After	G46238	▲9476HD
Belt - Fan		②TR24597	Belt - P.S.	G46083	7270
Hose - Upper; (1 5/8" I.D.)		24226	Hose - Upper		●26602
Hose - Lower; (2 3/8" I.D.)		24238	Hose - Lower		20357
				or	●26602
BF AVERY			Case 4-Cyl. 188 Diesel		
R			1963-1958		
Hercules 4-Cyl. 165			Belt - Fan & Gen.; Ser. No. 3008187 & Before		
1951-1939				VT4886	TR24449
Belt - Fan & W.P.	RE684	TR24476	Belt - Fan & Gen.; Ser. No. 3008188 Thru 3012300	G46222	TR24461
Belt - Gen.	KE1112	▲9335HD	Belt - Fan & Gen.; Ser. No. 3012301 & After	G46238	▲9476HD
Hose - Upper; (1 1/2" I.D.)		24224	Belt - P.S.	G46083	7270
Hose - Lower; (1 1/2" I.D.)		24224	Hose - Upper		●26507
			Hose - Lower; (1 3/4" I.D.)		24228
V			320		
Hercules 4-Cyl. 65			Continental 4-Cyl. 148		
1952-1946			1958-1957		
Belt - Fan & Gen.	VT407	TR26353	Belt - Fan & Gen.	VT4886	TR24449
			Belt - Fan, Gen. & S.P.	G46083	7270
			Hose - Upper; (1 3/4" I.D.)		24228
			Hose - Lower; (1 3/4" I.D.)		②24228
BIG BUD			350		
450/50			Case 4-Cyl. 188 Diesel		
Cummins 6-Cyl. 1150 Diesel			1979-1970		
1980-1979			Belt - Fan & Alt.		
Belt - Alt.	206996	K050370		G46238	▲9476HD
Belt - A.C.		▲9600HD	Hose - Upper		⊗20206
Hose - Lower - Eng. To Pipe; (3 1/2" I.D.)		24456		or	●26507
			Hose - Lower; (1 3/4" I.D.)		②24228
525/50			350 Utility		
Cummins 6-Cyl. 1150 Diesel			Case 4-Cyl. 164		
1982-1979			1958-1957		
Belt - Alt.	206996	K050370	Belt - Fan & Gen.	VT4886	TR24449
Belt - A.C.		▲9600HD	Belt - P.S.	G46083	7270
Hose - Lower - Eng. To Pipe; (3 1/2" I.D.)		24456	Hose - Upper; (1 3/4" I.D.)		24228

● Vulco-Flex® Coolant Hose.
▲ Standard Belt May Also Be Available.

⊗ Cut to Fit.
② Two Required.

Belts and Coolant Hose for Tractors

Agricultural Equipment

Application	Mfr. No.	Part No.	Application	Mfr. No.	Part No.
CASE - Continued			CASE - Continued		
350 Utility - Continued			420B Industrial - Continued		
Case 4-Cyl. 164 - Continued			Case 4-Cyl. 148 - Continued		
1958-1957 - Continued			1959-1955 - Continued		
Hose - Lower; (1 3/4" I.D.)		②24228	Hose - Lower; (1 3/4" I.D.)		②24228
351			420C Industrial		
Case 4-Cyl. 164			Case 4-Cyl. 148		
1958-1956			1962-1960		
Belt - Fan & Gen.	VT4886	TR24449	Belt - Fan & Gen.	G46238	▲9476HD
Belt - P.S.	G46083	7270	Hose - Upper		●26602
380CK Industrial			Hose - Lower		
David Brown 3-Cyl. 164 Diesel			or ●26602		
1980-1974			Case 4-Cyl. 188 Diesel		
Belt - Fan To Alt.		7315	1962-1960		
Belt - Fan & P.S.		②7430	Belt - Fan & Gen.	G46238	▲9476HD
Hose - Upper - Pipe To Rad.; (1 5/8" I.D.)		24226	Hose - Upper		●26507
400 Series			430		
Case 4-Cyl. 148			Case 4-Cyl. 148		
1959-1958			1969-1960		
Belt - Fan & Gen.	011139AB	▲9490HD	Belt - Fan & Gen.	G46238	▲9476HD
Hose - Upper; (2 1/2" I.D.)		24240	Hose - Upper; (1 3/4" I.D.)		24228
Hose - Lower; (1 3/4" I.D.)		24228	Hose - Lower; Ser. No. 6169602 & Before(1 3/4" I.D.) ..		②24228
Case 4-Cyl. 251			Hose - Lower; Ser. No. 6169603 & After		
1958-1955			or ●20957		
Belt - Fan & Gen.	011139AB	▲9490HD	Case 4-Cyl. 188 Diesel		
Hose - Upper; (2 1/2" I.D.)		24240	1969-1960		
Hose - Lower; (1 3/4" I.D.)		24228	Belt - Fan & Gen.	G46238	▲9476HD
Case 4-Cyl. 251 Diesel			Hose - Upper; (2" I.D.)		
1958-1955			Hose - Lower; (1 3/4" I.D.)		
Belt - Fan & Gen.	011139AB	▲9490HD	24228		
Hose - Upper; (2 1/2" I.D.)		24240	441		
Hose - Lower; (1 3/4" I.D.)		24228	Case 4-Cyl. 148		
Case 4-Cyl. 251 LPG			1960		
1958-1955			Belt - Fan & Gen.		
Hose - Upper; (2 1/2" I.D.)		24240	G46238		
Hose - Lower; (1 3/4" I.D.)		24228	▲9476HD		
410B Industrial; 411B Industrial			Hose - Upper; (1 3/4" I.D.)		
Case 4-Cyl. 148			24228		
1959-1958			Hose - Lower; Ser. No. 6169602 & Before(1 3/4" I.D.) ..		
Belt - P.S.	G46083	7270	②24228		
420			Hose - Lower; Ser. No. 6169603 & After		
Case 4-Cyl. 148			or ●20957		
1963-1959			450		
Belt - Fan & Gen.	G46222	TR24461	Case 4-Cyl. 188 Diesel		
Hose - Upper		20357	1979-1965		
or ●26602			Belt - Fan & Gen.		
Hose - Lower			G46238		
or 20357			▲9476HD		
or ●26602			Hose - Upper		
420B Industrial			or ●26508		
Case 4-Cyl. 148			Hose - Lower; (1 3/4" I.D.)		
1960			24228		
Belt - Fan & Gen.	G46222	TR24461	450B		
Hose - Upper		20357	Case 4-Cyl. 188		
or ●26602			1984-1978		
Hose - Lower			Hose - Upper		
or 20357			or ●20611		
or ●26602			or ●26508		
1959-1955			or ●20957		
Belt - Fan & Gen. - Left Side	VT4886	TR24449	or ●26603		
Belt - Fan & Gen. - Right Side	G46238	▲9476HD	475		
Belt - Fan, Gen. & S.P.	G46083	7270	Case 301BD Diesel		
Hose - Upper; (1 3/4" I.D.)		24228	1986-1972		
420B Industrial			Belt - Fan & Alt.		
Case 4-Cyl. 148			L49006		
1960			②▲9570HD		
Belt - Fan & Gen.	G46222	TR24461	Hose - Upper		
Hose - Upper		20357	●26530		
or ●26602			Hose - Lower		
Hose - Lower			●26529		
or 20357			24220		
or ●26602			Hose - By Pass; (1 1/4" I.D.)		
1959-1955					
Belt - Fan & Gen. - Left Side	VT4886	TR24449			
Belt - Fan & Gen. - Right Side	G46238	▲9476HD			
Belt - Fan, Gen. & S.P.	G46083	7270			
Hose - Upper; (1 3/4" I.D.)		24228			

② Two Required.
● Vulco-Flex® Coolant Hose.

▲ Standard Belt May Also Be Available.
⌘ Cut to Fit.

Belts and Coolant Hose for Tractors

Application	Mfr. No.	Part No.	Application	Mfr. No.	Part No.
CASE - Continued			CASE - Continued		
480B Industrial			600 - Continued		
Case 4-Cyl. 188 Diesel			Case 6-Cyl. 377 Diesel - Continued		
1975-1966			1957 - Continued		
Belt - Fan & Alt	A38824	▲9490HD	Hose - Lower; (2 1/4" I.D.)		24236
484			600 Crawler		
Case 3-Cyl. 179 Diesel			Continental ED208 Diesel		
1984-1978			1962-1957		
Belt - Fan & Alt.; W/61" Belt O.C.	3129140R1	▲9610HD	Belt - Fan & Gen.; Ser. No. 7060734 & Before	10148	▲9430HD
Belt - Fan & Alt.; W/62" Belt O.C.	3113329R1	▲9620HD	Belt - Fan & Gen.; Ser. No. 7060735 & After	R12232	▲9440HD
500			Continental F209		
Case 6-Cyl. 377 Diesel			1962-1957		
1956-1953			Belt - Fan & Gen.; W/47" Belt O.C.		
Belt - Fan & Gen.	09802AB	TR28492	11585		TR24465
Belt - P.S.	010288AB	7270	Belt - Fan & Gen.; W/48 3/4" Belt O.C.	31170	TR28483
Hose - Upper; (1 1/2" I.D.)		24224	Hose - Lower		☉20230
Hose - Lower; (2 1/4" I.D.)		24236			or ●25478
500B			600B		
Continental ED208 Diesel			Continental ED208 Diesel		
1959-1958			1962-1957		
Belt - Fan & Gen.	VT4886	TR24449	Belt - Fan & Gen.	VT4886	TR24449
Belt - P.S.	G46083	7270	Belt - P.S.	G46083	7270
Continental F209			Continental F209		
1959-1957			1962-1957		
Belt - Fan & Gen.	VT4886	TR24449	Belt - Fan & Gen.	VT4886	TR24449
Belt - P.S.	G46083	7270	Belt - P.S.	G46083	7270
Hose - Upper; (1 3/4" I.D.)		24228	Hose - Upper; (1 3/4" I.D.)		24228
Hose - Lower; (1 3/4" I.D.)		☉24228	Hose - Lower; (1 3/4" I.D.)		☉24228
520			610 Crawler		
Continental 4-Cyl. 157 Diesel			Continental ED208 Diesel		
1963-1959			1962-1957		
Belt - Fan & Gen.	30353	TR24449	Belt - Fan & Gen.; Ser. No. 7060734 & Before	10148	▲9430HD
Continental 4-Cyl. 162			Belt - Fan & Gen.; Ser. No. 7060735 & After		
1960-1959			R12232		
Belt - Fan & Gen.	11585	TR24465	630		
Hose - Lower		☉20230	Case 4-Cyl. 188		
		or ●25478	1963-1960		
530; 540			Belt - Fan & Gen.		
Case 4-Cyl. 159			G46238		
1969-1960			▲9476HD		
Belt - Fan & Gen.	G46238	▲9476HD	Hose - Upper; (2" I.D.)		
Hose - Upper; (2" I.D.)		24232	24232		
Hose - Lower; Ser. No. 6169603 & Before(1 3/4" I.D.) ..		24228	Hose - Lower; Ser. No. 6169603 & Before(1 3/4" I.D.) ..		
Hose - Lower; Ser. No. 6169604 & After		☉20957	Hose - Lower; Ser. No. 6169604 & After		
Case 4-Cyl. 188 Diesel			☉20957		
1969-1960			Case 4-Cyl. 188 Diesel		
1963-1960			1963-1960		
Belt - Fan & Gen.	G46238	▲9476HD	Belt - Fan & Gen.	G46238	▲9476HD
Hose - Upper; (2" I.D.)		24232	Hose - Upper; (2" I.D.)		24232
Hose - Lower; (1 3/4" I.D.)		24228	Hose - Lower; (1 3/4" I.D.)		24228
550G			640		
Case 4-Cyl. 390 Diesel			Case 4-Cyl. 188		
2000-1997			1963-1960		
Belt - Fan & Alt.	J911563	▲K080605HD	Belt - Fan & Gen.	G46238	▲9476HD
600			Hose - Upper; (2" I.D.)		
Case 6-Cyl. 377 Diesel			24232		
1957			Hose - Lower; Ser. No. 6169603 & Before(1 3/4" I.D.) ..		
Belt - Fan & Gen.	09802AB	TR28492	Hose - Lower; Ser. No. 6169604 & After		
Belt - P.S.	010288AB	7270	☉20957		
Hose - Upper; (1 1/2" I.D.)		24224	640C		
600			Case 4-Cyl. 188		
Case 6-Cyl. 377 Diesel			1960		
1957			Belt - Fan & Gen.		
Belt - Fan & Gen.	09802AB	TR28492	G46238		
Belt - P.S.	010288AB	7270	Hose - Upper; (2" I.D.)		
Hose - Upper; (1 1/2" I.D.)		24224	24232		
600			Hose - Lower; Ser. No. 6169603 & Before(1 3/4" I.D.) ..		
Case 6-Cyl. 377 Diesel			24228		

▲ Standard Belt May Also Be Available.
☉ Cut to Fit.

☉ Two Required.
● Vulco-Flex® Coolant Hose.

Belts and Coolant Hose for Tractors

Application	Mfr. No.	Part No.	Application	Mfr. No.	Part No.
CASE - Continued			CASE - Continued		
640C - Continued			780 Industrial		
Case 4-Cyl. 188 - Continued			Case A336BD Diesel		
1960 - Continued			1981-1971		
Hose - Lower; Ser. No. 6169604 & After		✂20957	Belt - Fan & Alt.	L19082	▲9550HD
650G			Belt - Air Brake Compr.	L47236	7440
Case 4-Cyl. 390 Diesel			Hose - Upper; (2 1/2" I.D.)		24240
2000-1995			Hose - Lower		●26531
Belt - Fan & Alt.	J911559	▲K080620HD	Hose - By Pass; (1 1/4" I.D.)		24220
Belt - A.C.	S82985	②▲9365HD	800		
700 Series			Continental HD277 Diesel		
Case 4-Cyl. 267 Diesel			1959-1957		
1960-1958			Belt - Fan & Gen.	R17746	TR24530
Belt - Fan & Gen.	A11444	▲9505HD	Hose - Upper; W/H.D. Rad.		✂20046
Belt - P.S.	A11441	7290	Hose - Upper; W/Std. Rad.		●26501
Hose - Upper; (2 1/2" I.D.)		24240	Hose - Upper; W/Tropical Rad.		●26502
Hose - Lower		●26508	Hose - Lower; (1 1/2" I.D.)		②24224
Hose - By Pass; (1 1/2" I.D.)		24224	800 Series		
730			Case 4-Cyl. 267 Diesel		
Case 4-Cyl. 251			1959-1958		
1969-1960			Belt - Fan & Gen.	A11444	▲9505HD
Belt - Fan & Gen.	A21457	②▲9505HD	Belt - P.S.	A11441	7290
Belt - P.S.; Ser. No. 8173400 & Before A11441		7290	Hose - Upper; (2 1/2" I.D.)		24240
Belt - P.S.; Ser. No. 8173401 & After . A22765		7320	Hose - Lower		●26508
Hose - Upper; (2 1/2" I.D.)		24240	Hose - By Pass; (1 1/2" I.D.)		24224
Hose - Lower		●26509	810		
Case 4-Cyl. 267 Diesel			Continental HD277 Diesel		
1969-1960			1959-1957		
Belt - Fan & Gen.	A21457	②▲9505HD	Belt - Fan & Gen.	R17746	TR24530
Belt - P.S.; Ser. No. 8173400 & Before A11441		7290	Hose - Upper; W/H.D. Rad.		✂20046
Belt - P.S.; Ser. No. 8173401 & After . A22765		7320	Hose - Upper; W/Std. Rad.		●26501
Hose - Upper; (2 1/2" I.D.)		24240	Hose - Upper; W/Tropical Rad.		●26502
Hose - Lower		●26509	Hose - Lower; (1 1/2" I.D.)		②24224
741; 741C			830		
Case 4-Cyl. 251			Case 4-Cyl. 284		
1960			1969-1960		
Belt - Fan & Gen.	A21457	②▲9505HD	Belt - Fan & Gen.	A21457	②▲9505HD
Belt - P.S.; Ser. No. 8173400 & Before A11441		7290	Belt - P.S.; Ser. No. 8173400 & Before A11441		7290
Belt - P.S.; Ser. No. 8173401 & After . A22765		7320	Belt - P.S.; Ser. No. 8173401 & After . A22765		7320
Hose - Upper; (2 1/2" I.D.)		24240	Hose - Upper; (2 1/4" I.D.)		24236
Hose - Lower		●26509	Hose - Lower		✂20611
750			or ●26509		
Case A267D Diesel			Case 4-Cyl. 301 Diesel		
1967-1961			1969-1960		
Belt - Fan & Gen.	A19920	②TR22545	Belt - Fan & Gen.	A21457	②▲9505HD
Hose - Lower		●26511	Belt - P.S.; Ser. No. 8173400 & Before A11441		7290
770			Belt - P.S.; Ser. No. 8173401 & After . A22765		7320
Case 4-Cyl. 251			Hose - Upper; (2 1/4" I.D.)		24236
1972-1969			Hose - Lower		✂20611
Belt - Fan & Alt.	A59762	TR22607	or ●26509		
Belt - A.C.		▲9720HD	841; 841C; 841CK		
Hose - Upper		✂20760	Case 4-Cyl. 284		
Hose - Lower		●26530	1963-1960		
Hose - By Pass; (1 1/4" I.D.)		24220	Belt - Fan & Gen.	A21457	②▲9505HD
Case 4-Cyl. 267 Diesel			Belt - P.S.; Ser. No. 8173400 & Before A11441		7290
1972-1969			Belt - P.S.; Ser. No. 8173401 & After . A22765		7320
Belt - Fan & Alt.	A59762	TR22607	Hose - Upper; (2 1/2" I.D.)		24240
Belt - A.C.		▲9720HD	Hose - Lower		●26509
Hose - Upper; (2 1/2" I.D.)		24240	850		
Hose - Lower		✂20731	Case A301BD Diesel		
or ●26521			1981-1967		
24220			Belt - Fan & Alt.	D43913	②TR22545

✂ Cut to Fit.
② Two Required.

▲ Standard Belt May Also Be Available.
● Vulco-Flex® Coolant Hose.

Belts and Coolant Hose for Tractors

Application	Mfr. No.	Part No.	Application	Mfr. No.	Part No.
CASE - Continued			CASE - Continued		
850 - Continued			930 - Continued		
Case A301BD Diesel - Continued			Case 6-Cyl. 377 LPG		
1981-1967 - Continued			1969-1960		
Hose - Upper		≈20760	Belt - Fan & Gen.	A21461	②▲9490HD
Hose - Lower		●26511	Belt - P.S.	A22766	7300
Hose - By Pass; (1 1/4" I.D.)		24220	Hose - Upper; (2 1/2" I.D.)		24240
850B			Hose - Lower		
Case A336BD Diesel			●26521		
1981-1977			Case 6-Cyl. 401 Diesel		
Hose - Lower - Eng. To Pipe; (2 3/4" I.D.)		24444	1969-1960		
850G			Belt - Fan & Gen.		
Case 6-Cyl. 590 Diesel			A21461		
2000-1995			②▲9490HD		
Belt - Fan & Alt.	J911559	▲K080620HD	Belt - P.S.		
Belt - A.C.	S82985	②▲9365HD	A22766		
870			Hose - Upper; (2 1/2" I.D.)		
Case 4-Cyl. 301			Hose - Lower		
1974-1969			●26530		
Hose - Upper		≈20760	Hose - By Pass; (1 1/4" I.D.)		
Hose - Lower		●26530	24220		
Hose - By Pass; (1 1/4" I.D.)		24220	Case 4-Cyl. 336 Diesel		
Case 4-Cyl. 336 Diesel			1974-1969		
1974-1969			Belt - Fan & Alt.		
Belt - Fan & Alt.	A59762	TR22607	Belt - A.C.		
Belt - A.C.	A65717	▲9720HD	Hose - Upper; (2 1/2" I.D.)		
Hose - Upper; (2 1/2" I.D.)		24240	Hose - Lower		
Hose - Lower		≈21115	or ●26530		
Hose - By Pass; (1 1/4" I.D.)			24220		
900 Series			970		
Case 6-Cyl. 377 Diesel			Case 6-Cyl. 377		
1959-1957			1978-1969		
Belt - Fan & Gen.	011139AB	▲9490HD	Hose - Lower; Ser. No. 8675001 & Before		
Belt - P.S.	010288AB	7270	●26530		
Hose - Upper; (2 1/2" I.D.)		24240	Case 6-Cyl. 401 Diesel		
Hose - Lower; (2 1/4" I.D.)		24236	1978-1969		
Hose - By Pass; (1 1/2" I.D.)		24224	Belt - Fan & Alt.		
Case 6-Cyl. 377 LPG			A65143		
1959-1957			TR22588		
Belt - Fan & Gen.	011139AB	▲9490HD	Belt - A.C.; Ser. No. 8693001 Thru		
Belt - P.S.	010288AB	7270	8705614		
Hose - Upper; (2 1/2" I.D.)		24240	A65717		
Hose - Lower; (2 1/4" I.D.)		24236	Hose - Upper; Ser. No. 8675002 & After		
Hose - By Pass; (1 1/2" I.D.)		24224	or ≈20970		
910			or ●26530		
Case 6-Cyl. 377 LPG			●26530		
1959-1957			24220		
Belt - Fan & Gen.	011139AB	▲9490HD	1000; 1010		
Belt - P.S.	010288AB	7270	Continental JD382 Diesel		
Hose - Upper; (2 1/2" I.D.)		24240	1965-1957		
Hose - Lower; (2 1/4" I.D.)		24236	Belt - Fan & Gen.; W/53 5/8" Belt O.C.;		
Hose - By Pass; (1 1/2" I.D.)		24224	Ser. No. 7101201 & Before		
930			R17746		
Case 6-Cyl. 377			TR24530		
1969-1960			Belt - Fan & Gen.; W/58 3/4" Belt O.C.;		
Belt - Fan & Gen.	A21461	②▲9490HD	Ser. No. 7101201 & Before		
Belt - P.S.	A22766	7300	73430		
Hose - Upper; (2 1/2" I.D.)		24240	TR28583		
Hose - Lower		●26521	Belt - Fan & Gen.; Ser. No. 7101202 &		
Case 6-Cyl. 377 Diesel			After		
1959-1957			R17746		
Belt - Fan & Gen.	011139AB	▲9490HD	TR28596		
Belt - P.S.	010288AB	7270	Hose - Upper		
Hose - Upper; (2 1/2" I.D.)		24240	≈20046		
Hose - Lower; (2 1/4" I.D.)		24236	or ●26501		
Hose - By Pass; (1 1/2" I.D.)		24224	②24224		
930			●25478		
Case 6-Cyl. 377 LPG			1030		
1959-1957			Case 6-Cyl. 451 Diesel		
Belt - Fan & Gen.	011139AB	▲9490HD	1969-1966		
Belt - P.S.	010288AB	7270	Belt - Fan & Gen.; Ser. No. 8310335 & Before		
Hose - Upper; (2 1/2" I.D.)		24240	②▲9530HD		
Hose - Lower; (2 1/4" I.D.)		24236	Belt - Fan & Gen.; Ser. No. 8310336 &		
Hose - By Pass; (1 1/2" I.D.)		24224	After		
930			A57123		
Case 6-Cyl. 377 LPG			②TR22534		
1959-1957			7550		
Belt - Fan & Gen.	011139AB	▲9490HD	Belt - P.S.; Ser. No. 8310335 & After		
Belt - P.S.	010288AB	7270	TR22607		
Hose - Upper; (2 1/2" I.D.)		24240	Hose - Upper; W/60170, 60171 Rad.		
Hose - Lower; (2 1/4" I.D.)		24236	≈20760		
Hose - By Pass; (1 1/2" I.D.)		24224	Hose - Upper; W/O 60170, 60171 Rad.		
930			●26529		
Case 6-Cyl. 377			●26516		
1969-1960			1070		
Belt - Fan & Gen.	A21461	②▲9490HD	Case 6-Cyl. 451 Diesel		
Belt - P.S.	A22766	7300	1978-1969		
Hose - Upper; (2 1/2" I.D.)		24240	Belt - Fan & Alt.; W/59 1/8" Belt O.C. .		
Hose - Lower		●26521	A65143		
Case 6-Cyl. 377 Diesel			TR22588		
1959-1957			▲9730HD		
Belt - Fan & Gen.	011139AB	▲9490HD	Hose - Upper		
Belt - P.S.	010288AB	7270	≈20970		
Hose - Upper; (2 1/2" I.D.)		24240	or ●26530		
Hose - Lower; (2 1/4" I.D.)		24236	●26530		
Hose - By Pass; (1 1/2" I.D.)		24224	●26530		

≈ Cut to Fit.
▲ Standard Belt May Also Be Available.

● Vulco-Flex® Coolant Hose.
② Two Required.

Agricultural Equipment

Belts and Coolant Hose for Tractors

Application	Mfr. No.	Part No.	Application	Mfr. No.	Part No.
CASE - Continued			CASE - Continued		
1070 - Continued			1200 Traction King		
Case 6-Cyl. 451 Diesel - Continued			Case 6-Cyl. 451 Diesel		
1978-1969 - Continued			1969-1964		
Hose - By Pass; (1 1/4" I.D.)		24220	Belt - Fan & Gen.		②▲9530HD 7440
1090			Belt - V.P.	L10746	24240
Case 6-Cyl. 451 Diesel			Hose - Upper; (2 1/2" I.D.)		24224
1971-1970			Hose - By Pass; (1 1/2" I.D.)		
Belt - Fan & Alt.; W/59 1/8" Belt O.C.	A65143	TR22588	1270		
Belt - Fan & Alt.; W/73 1/4" Belt O.C.	A62962	▲9730HD	Case 6-Cyl. 451 Diesel		
Belt - A.C.; Ser. No. 8693000 & Before A65717		▲9720HD	1978-1971		
1150			Belt - Fan & Alt.	A65143	TR22588
Case A401BD Diesel			Belt - A.C.	A65716	▲9720HD
1972-1965			Hose - Lower		●26536
Belt - Fan & Gen.	D43913	②TR22545	1290		
Hose - Lower		●26511	Case 4-Cyl. 195 Diesel		
1150B			1984-1980		
Case 451BD Diesel			Belt - Fan & Alt.	K68073	7465
1978-1973			Hose - Upper; (1 1/2" I.D.)		24224
Hose - Upper		●26530	1294		
Hose - Lower		●26532	Case 4-Cyl. 219 Diesel		
Hose - By Pass; (1 1/4" I.D.)		24220	1985-1983		
1150G			Belt - Fan & Alt.		7470
Case 6T590 Diesel			Hose - Upper; Molded Hose		●25474
2000-1997			Hose - Upper; Strt. Hose(1 1/2" I.D.)		24224
Belt - Fan & Alt.	J911559	▲K080620HD	1370		
Belt - A.C.	S82985	②▲9365HD	Case 6-Cyl. 504 Diesel		
1170			1978-1971		
Case 6-Cyl. 451 Diesel			Belt - Fan & Alt.	A65143	TR22588
1971-1970			Belt - A.C.	A65716	▲9720HD
Belt - Fan & Alt.		TR22588	Hose - Upper		②20970 or ●26530
Belt - A.C.	A62962	▲9720HD	1390		
Hose - Upper		②20970	Case 4-Cyl. 219 Diesel		
		or ●26530	1983-1980		
Hose - Lower		●26529	Belt - Fan & Alt.	K68073	7465
Hose - By Pass; (1 1/4" I.D.)		24220	Hose - Upper; (1 1/2" I.D.)		24224
1175			1394		
Case 6-Cyl. 451 Diesel			Case 4-Cyl. 219 Diesel		
1978-1971			1990-1983		
Belt - Fan & Alt.	A65143	TR22588	Belt - Fan & Alt.		7460
Hose - Upper		②20970	Hose - Upper; Molded Hose		●25474
		or ●26530	Hose - Upper; Strt. Hose(1 1/2" I.D.)		24224
Hose - Lower		●26529	1410		
Hose - By Pass; (1 1/4" I.D.)		24220	David Brown 4-Cyl. 219 Diesel		
1190			1980-1976		
Case 3-Cyl. 164 Diesel			Belt - Fan & Alt.	K68073	7465
1983-1980			Hose - Upper		●25480
Belt - Fan	K949311	7512	1412		
Belt - Fan & Hyd. Pump		②7425	David Brown 4-Cyl. 219 Diesel		
Belt - Alt.		7320	1977-1975		
Belt - W.P. & Alt.	K949311	7512	Belt - Fan & Alt.	K68073	7465
Hose - Upper; (1 1/2" I.D.)		24224	1470 Traction King		
1194			Case 6-Cyl. 504 Diesel		
Case 3-Cyl. 164 Diesel			1972-1968		
1985-1983			Belt - Fan & Alt.	T38546	②TR22657
Belt - Fan To Alt.		7320	Belt - A.C.; Early	T39995	②▲9400HD
Belt - Fan & P.S.		②7430	Belt - A.C.; W/Idler	A65716	▲9730HD
Hose - Upper; (1 1/2" I.D.)		24224			

▲ Standard Belt May Also Be Available.
● Vulco-Flex® Coolant Hose.

② Two Required.
②< Cut to Fit.

Belts and Coolant Hose for Tractors

Application	Mfr. No.	Part No.	Application	Mfr. No.	Part No.
CASE - Continued			CASE - Continued		
1470 Traction King - Continued			2290 - Continued		
Case 6-Cyl. 504 Diesel - Continued			Case 6-Cyl. 504 Diesel - Continued		
1972-1968 - Continued			1983-1978 - Continued		
Hose - Upper		●26531	Hose - Lower		●26536
Hose - Lower		●26530	Hose - By Pass; (1 1/4" I.D.)		24220
Hose - By Pass; (1 1/4" I.D.)		24220			
1490			2294		
Case 4-Cyl. 219 Diesel			Case 6-Cyl. 504 Diesel		
1983-1980			1987-1983		
Belt - Fan & Alt.	K68073	7465	Belt - Fan & Alt.; W/A.C.	A145325	②TR22607
			Belt - Fan & Alt.; W/O A.C.	A57130	TR22607
			Belt - Fan To A.C.	A9628	▲9447HD
			Hose - Upper		⊗<21115
			Hose - Lower		●26536
			Hose - By Pass; (1 1/4" I.D.)		24220
1494			2390		
Case 4-Cyl. 219 Diesel			Case 6-Cyl. 504 Diesel		
1990-1983			1983-1978		
Belt - Fan & Alt.; W/A.C.	K308448	▲9490HD	Belt - Fan & Alt.	A145325	②TR22607
Belt - Fan & Alt.; W/O A.C.	K68073	7465	Belt - A.C.	A9628	▲9447HD
Belt - A.C.	K307429	▲9400HD	Hose - Upper		⊗<21115
			Hose - Lower		●26536
			Hose - By Pass; (1 1/4" I.D.)		24220
1570			2394		
Case 6-Cyl. 504 Diesel			Case 6-Cyl. 504 Diesel		
1978-1976			1987-1983		
Belt - Fan & Alt.	A65143	TR22588	Belt - Fan & Alt.; W/A.C.	A145325	②TR22607
Belt - A.C.	A65716	▲9720HD	Belt - Fan & Alt.; W/O A.C.	A57130	▲9447HD
Hose - Upper		●26530	Belt - Fan To A.C.	A9628	▲9447HD
Hose - By Pass; (1 1/4" I.D.)		24220	Hose - Upper		⊗<21115
			Hose - Lower		●26536
			Hose - By Pass; (1 1/4" I.D.)		24220
1594			2470		
Case 6-Cyl. 329 Diesel			Case 6-Cyl. 504 Diesel		
1990-1983			1979-1971		
Belt - Fan		7508	Belt - Fan & Alt.	A61048	TR22578
Belt - W.P. & Alt.		7500	Belt - A.C.; W/44 1/4" Belt O.C.	A75577	▲9440HD
Belt - A.C.		▲9520HD	Belt - A.C.; W/45 3/4" Belt O.C.	A76758	▲9455HD
Hose - Upper		●25484	Belt - A.C.; W/48 1/4" Belt O.C.	A135265	▲9480HD
			Hose - Upper		●26530
			Hose - By Pass; (1 1/4" I.D.)		24220
1690			2590		
Case 6-Cyl. 329 Diesel			Case 6-Cyl. 504 Diesel		
1984-1980			1983-1978		
Belt - Fan	K949311	7512	Belt - Fan & Alt.	A145325	②TR22607
Belt - W.P. & Alt.	K949311	7512	Belt - A.C.	A9628	▲9447HD
Belt - A.C.	A162484	②▲9670HD	Hose - Upper		⊗<21115
			Hose - Lower		●26536
			Hose - By Pass; (1 1/4" I.D.)		24220
2090			2094		
Case 6-Cyl. 504 Diesel			Case 6-Cyl. 504 Diesel		
1983-1978			1984-1983		
Belt - Fan & Alt.	A145325	②TR22607	Belt - Fan & Alt.; W/A.C.	A145325	②TR22607
Belt - A.C.	A9628	▲9447HD	Belt - Fan & Alt.; W/O A.C.	A57130	TR22607
Hose - Upper		⊗<21115	Belt - Fan To A.C.	A9628	▲9447HD
Hose - Lower		●26536	Hose - Upper		⊗<21115
Hose - By Pass; (1 1/4" I.D.)		24220	Hose - Lower		●26536
			Hose - By Pass; (1 1/4" I.D.)		24220
2290			2594		
Case 6-Cyl. 504 Diesel			Case 6-Cyl. 504 Diesel		
1983-1978			1987-1983		
Belt - Fan & Alt.	A145325	②TR22607	Belt - Fan & Alt.	A145325	②TR22607
Belt - A.C.	A9628	▲9447HD	Belt - A.C.	A9628	▲9447HD
Hose - Upper		⊗<21115	Hose - Upper		⊗<21115
Hose - Lower		●26536	Hose - Lower		●26536
Hose - By Pass; (1 1/4" I.D.)		24220	Hose - By Pass; (1 1/4" I.D.)		24220
2290			2670		
Case 6-Cyl. 504 Diesel			Case 6-Cyl. 504 Diesel		
1983-1978			1979-1974		
Belt - Fan & Alt.	A145325	②TR22607	Belt - Fan & Alt.	A77082	②TR22625
Belt - A.C.	A9628	▲9447HD	Belt - A.C.	A135265	▲9480HD
Hose - Upper		⊗<21115			
Hose - Lower		●26536			
Hose - By Pass; (1 1/4" I.D.)		24220			

● Vulco-Flex® Coolant Hose.
 ② Two Required.

▲ Standard Belt May Also Be Available.
 ⊗ Cut to Fit.

Agricultural Equipment

Belts and Coolant Hose for Tractors

Agricultural Equipment

Application	Mfr. No.	Part No.	Application	Mfr. No.	Part No.
CASE - Continued			CASE - Continued		
2670 - Continued			4994		
Case 6-Cyl. 504 Diesel - Continued			Scania V-8 866 Diesel		
1979-1974 - Continued			1988-1984		
Hose - Upper		●26529	Belt - Fan To Alt.	L50593	▲9490HD
2870			Belt - A.C.		▲9440HD
Scania 6-Cyl. 673 Diesel			Hose - Upper		⊖20731
1979-1976					or ●26525
Belt - Fan & Alt.	A138001	②▲9620HD	Hose - Lower - Eng. To Pipe; (2 1/2" I.D.)		24240
Belt - A.C.	A138760	▲9500HD	Hose - Lower - Pipe To Rad.		●26531
Hose - Upper		●26522	AE		
Hose - Lower - Pipe To Rad.; (1 3/4" I.D.)		24228	Case C		
3294			1929-1927		
Case 6-Cyl. 504 Diesel			Belt - Fan	02696AB1	TR30467
1986-1983			D; DC		
Belt - Fan & Alt.; W/A.C.	A145325	②TR22607	Case 4-Cyl. 260		
Belt - Fan & Alt.; W/O A.C.	A57130	TR22607	1953-1939		
Belt - Fan To A.C.	A9628	▲9447HD	Belt - Fan	02696AB1	TR30467
Hose - Upper		⊖21115	Belt - Gen.	08280AB	6926
		or ●26523	Hose - Upper; (2 1/4" I.D.)		24236
Hose - Lower		●26536	Hose - Upper		●26519
4490			Hose - Lower; (1 5/8" I.D.)		24226
Case 6-Cyl. 504 Diesel			DC3; DC4		
1983-1979			Case 4-Cyl. 260		
Belt - Fan & Alt.	A61048	②TR22578	1953-1939		
Belt - A.C.	A135265	▲9480HD	Belt - Fan	02696AB1	TR30467
Hose - Upper		●26530	Belt - Gen.	08280AB	6926
4494			Hose - Upper; (2 1/4" I.D.)		24236
Case 6-Cyl. 504 Diesel			Hose - Upper		●26519
1987-1984			Hose - Lower; (1 5/8" I.D.)		24226
Belt - Fan & Alt.	A61048	②TR22578	Case 4-Cyl. 260 Distillate		
Belt - A.C.	A135265	▲9480HD	1953-1939		
Hose - Upper; W/S-Shaped Hose		●26530	Belt - Fan	02696AB1	TR30467
Hose - Upper; 90 Deg. Bend Hose		⊖21115	Belt - Gen.	08280AB	6926
4690			Hose - Upper; (2 1/4" I.D.)		24236
Case 6-Cyl. 504 Diesel			Hose - Upper		●26519
1983-1979			Hose - Lower; (1 5/8" I.D.)		24226
Belt - Fan & Alt.	A76745	②TR22607	DCS		
Belt - A.C.	A139265	▲9490HD	Case 4-Cyl. 260		
4694			1953-1939		
Case 6-Cyl. 504 Diesel			Belt - Fan	02696AB1	TR30467
1987-1984			Belt - Gen.	08280AB	6926
Belt - Fan & Alt.	A76745	②TR22607	Hose - Upper; (2 1/4" I.D.)		24236
4890			Hose - Upper		●26519
Scania 6-Cyl. 673 Diesel			Hose - Lower; (1 5/8" I.D.)		24226
1983-1979			Case 4-Cyl. 260 Distillate		
Belt - Fan & Alt.	A138001	②▲9620HD	1953-1939		
Belt - A.C.	A138760	▲9500HD	Belt - Fan	02696AB1	TR30467
Hose - Upper		●26510	Belt - Gen.	08280AB	6926
Hose - Lower - Eng. To Pipe		⊖20957	Hose - Upper; (2 1/4" I.D.)		24236
Hose - Lower - Pipe To Rad.; (1 3/4" I.D.)		24228	Hose - Upper		●26519
4894			Hose - Lower; (1 5/8" I.D.)		24226
Scania 6-Cyl. 673 Diesel			Case 4-Cyl. 260 Distillate		
1987-1984			1953-1939		
Belt - Fan & Alt.	A138001	②▲9620HD	Belt - Fan	02696AB1	TR30467
Belt - A.C.	A34820	②▲9490HD	Belt - Gen.	08280AB	6926
Hose - Upper; (1 1/2" I.D.)		24224	Hose - Upper; (2 1/4" I.D.)		24236
Hose - Upper		●25487	Hose - Upper		●26519
Hose - Lower; (2" I.D.)		24232	Hose - Lower; (1 5/8" I.D.)		24226

● Vulco-Flex® Coolant Hose.
 ▲ Standard Belt May Also Be Available.

② Two Required.
 ⊖ Cut to Fit.

Belts and Coolant Hose for Tractors

Application	Mfr. No.	Part No.	Application	Mfr. No.	Part No.
CASE - Continued			CASE - Continued		
FC16			LAE; LAH; LAI; LAIH; LAIMH - Continued		
Case 4-Cyl. 382			Case 4-Cyl. 403 LPG		
1929-1927			1953-1941		
Belt - Fan; W/O Gen.	03782AB	TR28406	Belt - Fan	06077AB	TR34467
Belt - Fan & Gen.; W/VT3467 Gen.	VT2102	TR24438	Belt - Gen.	06185AB	TR22299
Belt - Fan & Gen.; W/VT4885 Gen.	VT4886	TR24449	Hose - Upper; (2 1/4" I.D.)		24236
			Hose - Lower; (2 1/4" I.D.)		24236
K			LE; LEM; LI		
Case 4-Cyl. 382 Kerosene			Case 4-Cyl. 403		
1929-1927			1940-1929		
Belt - Fan; W/O Gen.	03782AB	TR28406	Belt - Fan	02696AB1	TR30467
Belt - Fan & Gen.; W/VT3467 Gen.	VT2102	TR24438			
Belt - Fan & Gen.; W/VT4885 Gen.	VT4886	TR24449			
K2			Case 4-Cyl. 403 Distillate		
Case 4-Cyl. 382			1940-1929		
1929-1927			Belt - Fan	02696AB1	TR30467
Belt - Fan; W/O Gen.	03782AB	TR28406			
Belt - Fan & Gen.; W/VT3467 Gen.	VT2102	TR24438	Case 4-Cyl. 403 Kerosene		
Belt - Fan & Gen.; W/VT4885 Gen.	VT4886	TR24449	1940-1929		
			Belt - Fan	02696AB1	TR30467
L			LM		
Case 4-Cyl. 403			Case 4-Cyl. 403		
1940-1929			1953-1941		
Belt - Fan	02696AB1	TR30467	Belt - Fan	02696AB1	TR30467
Hose - Upper; (2 1/4" I.D.)		24236			
Hose - Lower; (2 1/4" I.D.)		24236	M; M2		
Case 4-Cyl. 403 Distillate			Case W106		
1940-1929			1952		
Belt - Fan	02696AB1	TR30467	Belt - Fan	03782AB1	TR24400
Hose - Upper; (2 1/4" I.D.)		24236	Belt - Fan & Gen.	VT2102	TR24438
Hose - Lower; (2 1/4" I.D.)		24236	M3B		
Case 4-Cyl. 403 Kerosene			Case FA162		
1940-1929			1960-1958		
Belt - Fan	02696AB1	TR30467	Belt - Fan & Gen.	11585	TR24465
Hose - Upper; (2 1/4" I.D.)		24236	O		
Hose - Lower; (2 1/4" I.D.)		24236	Case W106		
LA			1952		
Case 4-Cyl. 403			Belt - Fan		
1953-1941			Belt - Fan & Gen.	03782AB1	TR24400
Belt - Fan	06077AB	TR34467		VT2102	TR24438
Belt - Gen.	06185AB	TR22299	R; RA; RC		
Case 4-Cyl. 403 Distillate			Waukesha 4-Cyl. 133		
1953-1941			1940-1935		
Belt - Fan	06077AB	TR34467	Hose - Upper; (2" I.D.)		24232
Belt - Gen.	06185AB	TR22299	Hose - Lower; (1 3/4" I.D.)		24228
Case 4-Cyl. 403 LPG			S; SC		
1953-1941			Case 4-Cyl. 153		
Belt - Fan	06077AB	TR34467	1954-1941		
Belt - Gen.	06185AB	TR22299	Belt - Fan	06343AB	TR24489
LAE; LAH; LAI; LAIH; LAIMH			Belt - Fan & Gen.	06344AB	TR24438
Case 4-Cyl. 403			Hose - Upper; (1 3/4" I.D.)		24228
1953-1941			Case 4-Cyl. 165		
Belt - Fan	06077AB	TR34467	1954-1941		
Belt - Gen.	06185AB	TR22299	Belt - Fan	06343AB	TR24489
Hose - Upper; (2 1/4" I.D.)		24236	Belt - Fan & Gen.	06344AB	TR24438
Hose - Lower; (2 1/4" I.D.)		24236	Hose - Upper; (1 3/4" I.D.)		24228
Case 4-Cyl. 403 Distillate			SC3; SC4		
1953-1941			Case 4-Cyl. 153		
Belt - Fan	06077AB	TR34467	1954-1941		
Belt - Gen.	06185AB	TR22299	Belt - Fan	06343AB	TR24489
Hose - Upper; (2 1/4" I.D.)		24236	Belt - Fan & Gen.	06344AB	TR24438
Hose - Lower; (2 1/4" I.D.)		24236			

Belts and Coolant Hose for Tractors

Agricultural Equipment

Application	Mfr. No.	Part No.	Application	Mfr. No.	Part No.
CASE - Continued			CASE - Continued		
SC3; SC4 - Continued			VAC - Continued		
Case 4-Cyl. 153 Distillate			Case 4-Cyl. 124 Distillate - Continued		
1954-1941			1955-1942 - Continued		
Belt - Fan	06343AB	TR24489	Belt - Fan & Gen.; W/VT3467 Gen.	VT2102	TR24438
Belt - Fan & Gen.	06344AB	TR24438	Belt - Fan & Gen.; W/VT4885 Gen.	VT4886	TR24449
Case 4-Cyl. 165			Hose - Upper; (1 3/4" I.D.)		24228
1954-1941			Hose - Lower; (1 1/2" I.D.)		②24224
Belt - Fan	06343AB	TR24489	Continental 4-Cyl. 124		
Belt - Fan & Gen.	06344AB	TR24438	1955-1942		
Case 4-Cyl. 165 Distillate			Belt - Fan; W/O Gen.	03782AB	TR28406
1954-1941			Belt - Fan & Gen.; W/VT3467 Gen.	VT2102	TR24438
Belt - Fan	06343AB	TR24489	Belt - Fan & Gen.; W/VT4885 Gen.	VT4886	TR24449
Belt - Fan & Gen.	06344AB	TR24438	Hose - Upper; (1 3/4" I.D.)		24228
SE			Hose - Lower; (1 1/2" I.D.)		②24224
Case S			VAE		
1954-1941			Case 4-Cyl. 124 Distillate		
Belt - Fan	06343AB	TR24489	1955-1942		
Belt - Fan & Gen.	06344AB	TR24438	Belt - Fan; W/O Gen.	03782AB	TR28406
Hose - Upper; (1 3/4" I.D.)		24228	Belt - Fan & Gen.; W/VT3467 Gen.	VT2102	TR24438
SI; SO			Belt - Fan & Gen.; W/VT4885 Gen.	VT4886	TR24449
Case 4-Cyl. 153			Continental 4-Cyl. 124		
1954-1941			1955-1942		
Belt - Fan	06343AB	TR24489	Belt - Fan; W/O Gen.	03782AB	TR28406
Belt - Fan & Gen.	06344AB	TR24438	Belt - Fan & Gen.; W/VT3467 Gen.	VT2102	TR24438
Hose - Upper; (1 3/4" I.D.)		24228	Belt - Fan & Gen.; W/VT4885 Gen.	VT4886	TR24449
Case 4-Cyl. 153 Distillate			VAH; VAI; VAO		
1954-1941			Case 4-Cyl. 124 Distillate		
Belt - Fan	06343AB	TR24489	1955-1942		
Belt - Fan & Gen.	06344AB	TR24438	Belt - Fan; W/O Gen.	03782AB	TR28406
Hose - Upper; (1 3/4" I.D.)		24228	Belt - Fan & Gen.; W/VT3467 Gen.	VT2102	TR24438
Case 4-Cyl. 165			Belt - Fan & Gen.; W/VT4885 Gen.	VT4886	TR24449
1954-1941			Hose - Upper; (1 3/4" I.D.)		24228
Belt - Fan	06343AB	TR24489	Hose - Lower; (1 1/2" I.D.)		②24224
Belt - Fan & Gen.	06344AB	TR24438	Continental 4-Cyl. 124		
Hose - Upper; (1 3/4" I.D.)		24228	1955-1942		
Case 4-Cyl. 165 Distillate			Belt - Fan; W/O Gen.	03782AB	TR28406
1954-1941			Belt - Fan & Gen.; W/VT3467 Gen.	VT2102	TR24438
Belt - Fan	06343AB	TR24489	Belt - Fan & Gen.; W/VT4885 Gen.	VT4886	TR24449
Belt - Fan & Gen.	06344AB	TR24438	Hose - Upper; (1 3/4" I.D.)		24228
Hose - Upper; (1 3/4" I.D.)		24228	Hose - Lower; (1 1/2" I.D.)		②24224
V			VAS		
Continental 4-Cyl. 124			Case 4-Cyl. 124		
1942-1940			1954-1951		
Belt - Fan; W/O Gen.	03782AB	TR28406	Belt - Fan; W/O Gen.	03782AB	TR28406
Belt - Fan & Gen.; W/VT3467 Gen.	VT2102	TR24438	Belt - Fan & Gen.; W/VT3467 Gen.	VT2102	TR24438
Belt - Fan & Gen.; W/VT4885 Gen.	VT4886	TR24449	Belt - Fan & Gen.; W/VT4885 Gen.	VT4886	TR24449
Hose - Upper; (1 3/4" I.D.)		24228	Hose - Upper; (1 3/4" I.D.)		24228
Hose - Lower; (1 1/2" I.D.)		②24224	Hose - Lower; (1 1/2" I.D.)		②24224
VA			VC; VI; VO		
Case 4-Cyl. 124			Continental 4-Cyl. 124		
1955-1942			1942-1940		
Belt - Fan; W/O Gen.	03782AB	TR28406	Belt - Fan; W/O Gen.	03782AB	TR28406
Belt - Fan & Gen.; W/VT3467 Gen.	VT2102	TR24438	Belt - Fan & Gen.; W/VT3467 Gen.	VT2102	TR24438
Belt - Fan & Gen.; W/VT4885 Gen.	VT4886	TR24449	Belt - Fan & Gen.; W/VT4885 Gen.	VT4886	TR24449
Hose - Upper; (1 3/4" I.D.)		24228	Hose - Upper; (1 3/4" I.D.)		24228
Hose - Lower; (1 1/2" I.D.)		②24224	Hose - Lower; (1 1/2" I.D.)		②24224
VAC			CASE IH		
Case 4-Cyl. 124 Distillate			234		
1955-1942			Mitsubishi 3-Cyl. 52 Diesel		
Belt - Fan; W/O Gen.	03782AB	TR28406	1986-1985		
			Belt - Fan & Alt.	MD007528	7370

② Two Required.

Belts and Coolant Hose for Tractors

Application	Mfr. No.	Part No.	Application	Mfr. No.	Part No.
CASE IH - Continued			CASE IH - Continued		
235			495		
Mitsubishi 3-Cyl. 52 Diesel			Case 3-Cyl. 179 Diesel		
1990-1986			1994-1991		
Belt - Fan & Alt.	MD007528	7370	Belt - Fan & Alt.	3129140R1	▲9610HD
244			585		
Mitsubishi 3-Cyl. 60 Diesel			Case 4-Cyl. 206 Diesel		
1986-1985			1990-1985		
Belt - Fan & Alt.	MD007528	7370	Belt - Fan & Alt.	131303C91	▲9600HD
245			595		
Mitsubishi 3-Cyl. 60 Diesel			Case IH 4-Cyl. 206 Diesel		
1990-1986			1994-1991		
Belt - Fan & Alt.	MD007528	7370	Belt - Fan & Alt.; W/A.C.	1607227C1	▲9625HD
Hose - Upper		☞20661	Belt - Fan & Alt.; W/O A.C.	3129140R1	▲9610HD
254			685		
Mitsubishi 3-Cyl. 65 Diesel			Case 4-Cyl. 239 Diesel		
1986-1985			1990-1986		
Belt - Fan & Alt.	MD007528	7370	Belt - Fan & Alt.	131303C91	▲9600HD
Hose - Upper		●25251	695		
255			Case 4-Cyl. 239 Diesel		
Mitsubishi 3-Cyl. 65 Diesel			1994-1991		
1990-1986			Belt - Fan & Alt.; W/A.C.	1607227C1	▲9625HD
Belt - Fan & Alt.	MD007528	7370	Belt - Fan & Alt.; W/O A.C.	3129140R1	▲9610HD
Hose - Upper; W/1 1/8" I.D. Hose		●25150	885		
Hose - Upper; W/1 1/4" I.D. Hose		☞20661	Case 4-Cyl. 268 Diesel		
		or ●25250	1990-1986		
265			Belt - Fan & Alt.	3129140R1	▲9610HD
Mitsubishi 3-Cyl. 79 Diesel			Hose - Upper		☞20957
1991-1987					or ●26502
Belt - Fan & Alt.	MB041704	7390	895		
Hose - Upper; W/1 1/8" I.D. Hose		●25150	Case IH 4-Cyl. 268 Diesel		
Hose - Upper; W/1 1/4" I.D. Hose		☞20661	1994-1991		
		or ●25250	Belt - Fan & Alt.		▲9625HD
274			995		
Nissan 3-Cyl. 99 Diesel			Case 4-Cyl. 268 Diesel		
1988-1979			1991		
Belt - Fan & Alt.	197810984	▲9390HD	Belt - Fan; W/62" Belt O.C.	3129139R1	▲9620HD
Hose - Upper		●25474	1120		
275			Mitsubishi 3-Cyl. 65 Diesel		
Mitsubishi 3-Cyl. 91 Diesel			1991		
1991-1986			Belt - Fan & Alt.		7355
Belt - Fan & Alt.	1962770C1	7385	1130		
385			Mitsubishi 3-Cyl. 75 Diesel		
Case IH 3-Cyl. 155 Diesel			1991		
1990-1985			Belt - Fan & Alt.		7355
Belt - Fan & Alt.	131303C91	▲9600HD	1140		
395			Mitsubishi 3-Cyl. 91 Diesel		
Case IH 3-Cyl. 155 Diesel			1991		
1994-1991			Belt - Fan & Alt.	MD027458	7375
Belt - Fan & Alt.	131303C91	▲9600HD	1394		
485			Case 4-Cyl. 219 Diesel		
Case 3-Cyl. 179 Diesel			1990-1983		
1990-1985			Belt - Fan & Alt.		7460
Belt - Fan & Alt.	131303C91	▲9600HD	Hose - Upper; Molded Hose		●25474
			Hose - Upper; Strt. Hose(1 1/2" I.D.)		24224

☞ Cut to Fit.

▲ Standard Belt May Also Be Available.

● Vulco-Flex® Coolant Hose.

Agricultural Equipment

Belts and Coolant Hose for Tractors

Application	Mfr. No.	Part No.	Application	Mfr. No.	Part No.
CASE IH - Continued			CASE IH - Continued		
1494			4240 - Continued		
Case 4-Cyl. 219 Diesel			Case 4-Cyl. 268 Diesel - Continued		
1990-1983			1997-1994 - Continued		
Belt - Fan & Alt.; W/A.C.	K308448	▲9490HD	Hose - Upper		●26504
Belt - Fan & Alt.; W/O A.C.	K68073	7465	4494		
Belt - A.C.	K307429	▲9400HD	Case 6-Cyl. 504 Diesel		
1594			1988-1984		
Case 6-Cyl. 329 Diesel			Belt - Fan & Alt.	A61048	②TR22578
1990-1983			Belt - A.C.	A135265	▲9480HD
Belt - Fan		7508	4894		
Belt - W.P. & Alt.		7500	Scania 6-Cyl. 674 Diesel		
Belt - A.C.		▲9520HD	1988-1984		
Hose - Upper		●25484	Hose - Upper; (1 1/2" I.D.)		24224
1896; 2096			Hose - Upper		●25487
Case 6-Cyl. 359 Diesel			Hose - Lower; (2" I.D.)		24432
1992-1985			4994		
Belt - Fan & Alt.; W/62 1/2" Belt O.C. .	J903099	▲K080620HD	Saab-Scania V-8 866 Diesel		
Belt - Fan & Alt.; W/62 7/8" Belt O.C. .	3902309	▲K080623HD	1988-1984		
Belt - Fan To A.C.	A169970	▲9390HD	Hose - Upper		②20731
Hose - Upper		●26612			or ●26525
Hose - Lower; Molded Hose		●26521	Hose - Lower - Eng. To Pipe; (2 1/2" I.D.)		24440
Hose - Lower; Strt. Hose(2 1/4" I.D.)		24236	Hose - Lower - Pipe To Rad.		●26531
3220			5120		
Case 3-Cyl. 179 Diesel			Case 4-Cyl. 239 Diesel		
1997-1994			1992-1990		
Belt - A.C.	84657C1	▲9670HD	Belt - Fan & Alt.; W/58 1/8" Belt O.C. .	J911562	▲K080575HD
3394			Belt - Fan & Alt.; W/59 5/8" Belt O.C. .	J911558	▲K080590HD
Case 6-Cyl. 504 Diesel			Belt - A.C.; W/39 5/8" Belt O.C.	84766C1	▲9390HD
1987-1985			Belt - A.C.; W/40 3/8" Belt O.C.	A184652	▲9400HD
Belt - Fan & Alt.	A145325	②TR22607	Hose - Upper		●26502
Belt - Fan To A.C.	A9628	▲9447HD	Hose - Lower		●26520
Hose - Upper		②21115	5130; 5140		
3594			Case 6-Cyl. 359 Diesel		
Case 6-Cyl. 504 Diesel			1992-1990		
1987-1985			Belt - Fan & Alt.; W/58 1/8" Belt O.C. .	J911562	▲K080575HD
Belt - Fan & Alt.; W/A.C.	A145325	②TR22607	Belt - Fan & Alt.; W/59 5/8" Belt O.C. .	J911558	▲K080590HD
Belt - Fan & Alt.; W/O A.C.	A57130	TR22607	Belt - A.C.; W/39 5/8" Belt O.C.	84766C1	▲9390HD
Belt - Fan To A.C.	A9628	▲9447HD	Belt - A.C.; W/40 3/8" Belt O.C.	A184652	▲9400HD
Hose - Upper		②21115	Hose - Upper		●26502
Hose - Lower; Single I.D. Hose		●26536	Hose - Lower		●26520
Hose - By Pass; (1 1/4" I.D.)		24220	5220 Maxxum		
4210			Case 4-Cyl. 239 Diesel		
Case 4-Cyl. 239 Diesel			1997-1992		
1997-1994			Belt - Fan & Alt.; W/58 1/8" Belt O.C. .	J911562	▲K080575HD
Belt - Fan & Alt.	3128140R1	▲9610HD	Belt - Fan & Alt.; W/59 5/8" Belt O.C. .	J911558	▲K080590HD
Belt - Fan & A.C.	84657C1	▲9670HD	Belt - A.C.; W/39 5/8" Belt O.C.	84766C1	▲9390HD
Hose - Upper		20046	Belt - A.C.; W/40 3/8" Belt O.C.	A184652	▲9400HD
		or ●26501	5230 Maxxum; 5240 Maxxum		
4230			Case 6-Cyl. 359 Diesel		
Case 4-Cyl. 268 Diesel			1997-1992		
1997-1994			Belt - Fan & Alt.; W/58 1/8" Belt O.C. .	J911562	▲K080575HD
Belt - Fan & Alt.	3128140R1	▲9610HD	Belt - Fan & Alt.; W/59 5/8" Belt O.C. .	J911558	▲K080590HD
Belt - Fan & A.C.	84657C1	▲9670HD	Belt - A.C.; W/39 5/8" Belt O.C.	84766C1	▲9390HD
Hose - Upper		20046	Belt - A.C.; W/40 3/8" Belt O.C.	A184652	▲9400HD
		or ●26501	Hose - Upper		●26611
4240			Hose - Lower		●26520
Case 4-Cyl. 268 Diesel			1997-1994		
1997-1994			Belt - Fan & Alt.		▲9630HD
Belt - Fan & Alt.					

▲ Standard Belt May Also Be Available.

② Two Required.

● Vulco-Flex® Coolant Hose.

⌘ Cut to Fit.

Belts and Coolant Hose for Tractors

Application	Mfr. No.	Part No.	Application	Mfr. No.	Part No.
CASE IH - Continued			CASE IH - Continued		
5250 Maxxum			7230 Magnum; 7240 Magnum; 7250 Magnum		
Case 6-Cyl. 359 Diesel			Case 6-Cyl. 505 Diesel		
1997-1992			1996-1993		
Belt - Alt.	J911562	▲K080575HD	Belt - Fan & Alt.	J911567	▲K080670HD
Belt - A.C.	84766C1	▲9390HD	Belt - A.C.	131403C1	▲9385HD
Tensioner Assy.	J918944	38504	Hose - Lower - Eng. To Pipe		21901
Hose - Upper		●26611	Hose - Lower - Pipe To Rad.		≈<20756
Hose - Lower		●26520			
7110 Magnum			8910 Magnum; 8920 Magnum		
Case 6T830 Diesel			Case 6-Cyl. 505 Diesel		
1993-1987			1999		
Belt - Fan, W.P. & Alt.	J911567	▲K080670HD	Belt - Fan & Alt.	J911567	▲K080670HD
Belt - A.C.	131403C1	▲9385HD	Belt - Fan To A.C.	131403C1	▲9385HD
Tensioner Assy. - Fan, W.P. & Alt.	J918944	38504	Tensioner Assy. - Fan & Alt.	J934817	38504
Hose - Upper		●26523	1998-1997		
Hose - Lower - Eng. To Pipe		21901	Belt - Fan & Alt.	J911567	▲K080670HD
Hose - Lower - Pipe To Rad.		≈<20756	Belt - Fan To A.C.	131403C1	▲9385HD
7120 Magnum			8930 Magnum		
Case 6T830 Diesel			Case 6-Cyl. 505 Diesel		
1995-1987			1999-1997		
Belt - Fan, W.P. & Alt.	J911567	▲K080670HD	Belt - Fan, W.P. & Alt.	J911567	▲K080670HD
Belt - A.C.	131403C1	▲9385HD	Belt - Fan To A.C.	131403C1	▲9385HD
Tensioner Assy. - Fan, W.P. & Alt.	J918944	38504	Tensioner Assy. - Fan, W.P. & Alt.	J918944	38504
Hose - Upper		●26523			
Hose - Lower - Eng. To Pipe		21901			
Hose - Lower - Pipe To Rad.		≈<20756			
7130 Magnum			8940 Magnum		
Case 6-Cyl. 505 Diesel			Case 6-Cyl. 505 Diesel		
1995-1987			1999		
Belt - Fan & Alt.	J911567	▲K080670HD	Belt - Fan & Alt.	J911567	▲K080670HD
Belt - A.C.	131403C1	▲9385HD	Belt - Fan To A.C.	131403C1	▲9385HD
Hose - Upper		●26523	Tensioner Assy. - Fan & Alt.	J918944	38504
Hose - Lower - Eng. To Pipe		21901			
Hose - Lower - Pipe To Rad.		≈<20756			
7140 Magnum			8950 Magnum		
Case 6-Cyl. 505 Diesel			Case 6-Cyl. 505 Diesel		
1993-1987			1999		
Belt - Fan & Alt.	J911567	▲K080670HD	Belt - Fan, W.P. & Alt.	J911567	▲K080670HD
Belt - A.C.	131403C1	▲9385HD	Belt - Fan To A.C.	131403C1	▲9385HD
Hose - Upper		●26523	Tensioner Assy. - Fan, W.P. & Alt.	J918944	38504
Hose - Lower - Eng. To Pipe		21901			
Hose - Lower - Pipe To Rad.		≈<20756			
7150 Magnum			9110; 9130		
Case 6-Cyl. 505 Diesel			Case 6-Cyl. 505 Diesel		
1993-1990			1990-1986		
Belt - Fan & Alt.	J911567	▲K080670HD	Belt - Fan & Alt.	3905866	▲K080600HD
Belt - A.C.	131403C1	▲9385HD	Belt - A.C.	061451A	▲9520HD
Hose - Upper		●26523	Hose - Upper		≈<20731
Hose - Lower - Eng. To Pipe		21901	Hose - Lower - Eng. To Pipe		≈<20206
Hose - Lower - Pipe To Rad.		≈<20756			
7210 Magnum; 7220 Magnum			9150		
Case 6-Cyl. 505 Diesel			Cummins 6-Cyl. 611 Diesel		
1996-1993			1990-1986		
Belt - Fan, W.P. & Alt.	J911567	▲K080670HD	Belt - Fan	3034942	▲K080465HD
Belt - A.C.	131403C1	▲9385HD	Belt - Alt.	3037425	▲K050340HD
Tensioner Assy. - Fan, W.P. & Alt.	J918944	38504	Belt - A.C.	016864	▲9390HD
Hose - Lower - Eng. To Pipe		21901			
Hose - Lower - Pipe To Rad.		≈<20756			
			9170; 9180		
			Cummins 6-Cyl. 855 Diesel		
			1990-1986		
			Belt - Fan; W/V-Belt Drive		
			Belt - Fan; W/V-Ribbed Belt Drive		
			②TR28445		
			▲K080400HD		

▲ Standard Belt May Also Be Available.
≈< Cut to Fit.

● Vulco-Flex® Coolant Hose.
② Two Required.

Agricultural Equipment

Belts and Coolant Hose for Tractors

Application	Mfr. No.	Part No.	Application	Mfr. No.	Part No.
CASE IH - Continued			CASE IH - Continued		
9170; 9180 - Continued			9280 - Continued		
Cummins 6-Cyl. 855 Diesel - Continued			Cummins 6-Cyl. 855 Diesel - Continued		
1990-1986 - Continued			1995-1990 - Continued		
Belt - Alt.	3030103	▲9463HD	Belt - A.C.; V-Belt; W/56 3/8" Belt O.C.	83695	▲9560HD
Belt - W.P.		▲K060435HD	Belt - A.C.; W/V-Ribbed Belt Drive	217638	▲K060435HD
Belt - A.C.		▲9390HD	9310 Steiger		
Hose - Upper; W/2" I.D. Hose(2" I.D.)		24232	Case 6-Cyl. 505 Diesel		
Hose - Upper; W/2" I.D. Hose		●26512	1999-1996		
Hose - Upper; W/2 1/4" I.D. Hose		●26525	Belt - Fan & Alt.	J911572	▲K080610HD
9210			Belt - A.C.	907729T1	▲9530HD
Case 6-Cyl. 505 Diesel			Tensioner Assy. - Fan & Alt.	J918944	38504
1995-1990			9330 Steiger		
Belt - Alt.	J911557	▲K080560HD	Case 6-Cyl. 505 Diesel		
9230			2000-1996		
Case 6-Cyl. 505 Diesel			Belt - A.C.	1250587C1	▲9415HD
1995-1990			9350 Steiger		
Belt - Fan & Alt.	3905866	▲K080600HD	Cummins M11 Diesel		
9240			2000-1996		
Case 6-Cyl. 505 Diesel			Belt - Fan & Alt.	3034943	▲K080505HD
1995-1990			Belt - W.P. To Alt.	903650T1	▲K050340HD
Belt - Fan & Alt.	J911572	▲K080610HD	Belt - A.C.	1250587C1	▲9415HD
Belt - A.C.	061451A	▲9520HD	Hose - Lower		●26533
Hose - Upper - Eng. To Pipe		≧20731	Hose - By Pass; (1 5/8" I.D.)		24226
Hose - Lower		21901	9370 Steiger		
9250			Cummins N14 Diesel		
Cummins 6-Cyl. 611 Diesel			2000-1996		
1995-1990			Belt - Fan	178707	②TR28437
Belt - Fan	3034943	▲K080505HD	Belt - Alt.	901375T1	②▲9463HD
Belt - W.P. To Alt.	3037425	▲K050340HD	Belt - A.C.	907190T1	▲9405HD
Belt - A.C.; W/40 7/8" Belt O.C.	907190T1	▲9405HD	Belt - W.P.	902383T1	▲K060435HD
Belt - A.C.; W/41 7/8" Belt O.C.	1250587C1	▲9415HD	9380 Steiger		
Hose - Lower - Eng. To Pipe		●26533	Cummins N14 Diesel		
Hose - Lower - Pipe To Rad.; (1 5/8" I.D.)		24226	2000-1997		
Hose - By Pass; (1 3/8" I.D.)		24222	Belt - Fan	178707	②TR28437
9260			Belt - Alt.	901375T1	②▲9463HD
Cummins 6-Cyl. 611 Diesel			Belt - A.C.	907190T1	▲9405HD
1995-1990			Belt - W.P.	902383T1	▲K060435HD
Belt - Fan	3034943	▲K080505HD	1996		
Belt - W.P. To Alt.	3037425	▲K050340HD	Belt - Fan	178707	②TR28437
Belt - A.C.; W/40 7/8" Belt O.C.	907190T1	▲9405HD	Belt - Alt.	901375T1	②▲9463HD
Belt - A.C.; W/41 7/8" Belt O.C.	1250587C1	▲9415HD	Belt - A.C.	907190T1	▲9405HD
9270			Belt - W.P.	902383T1	▲K060435HD
Cummins 6-Cyl. 855 Diesel			Hose - Upper		●26524
1995-1990			9390		
Belt - Fan		②TR28454	Cummins N14 Diesel		
Belt - Alt.		②▲9463HD	2000-1996		
Belt - W.P.		▲K060435HD	Belt - Alt.	908383T1	K050410
Belt - A.C.; V-Belt; W/39 3/8" Belt O.C.		▲9390HD	Belt - A.C.	907190T1	▲9405HD
Belt - A.C.; V-Belt; W/40 3/8" Belt O.C.	3040291	▲9400HD	Belt - W.P.	902383T1	▲K060435HD
Belt - A.C.; V-Belt; W/56 3/8" Belt O.C.	83695	▲9560HD	Hose - Upper		●26524
Belt - A.C.; W/V-Ribbed Belt Drive	217638	▲K060435HD	C50; C60		
Hose - By Pass - W.P. To Thermostat; (1 5/8" I.D.)		24226	Case 3-Cyl. 165 Diesel		
Hose - By Pass - Thermostat To Cyl. Head; (1" I.D.)		②24216	2002-1998		
9280			Belt - W.P.	218509A1	②▲9550HD
Cummins 6-Cyl. 855 Diesel			C70		
1995-1990			Case 4-Cyl. 258 Diesel		
Belt - Fan		②TR28454	2002-1998		
Belt - Alt.		②▲9463HD	Belt - A.C.	228332A2	▲9355HD
Belt - W.P.		▲K060435HD			
Belt - A.C.; V-Belt; W/39 3/8" Belt O.C.		▲9390HD			
Belt - A.C.; V-Belt; W/40 3/8" Belt O.C.	3040291	▲9400HD			

▲ Standard Belt May Also Be Available.
≧ Cut to Fit.

● Vulco-Flex® Coolant Hose.
② Two Required.

Belts and Coolant Hose for Tractors

Application	Mfr. No.	Part No.	Application	Mfr. No.	Part No.
CASE IH - Continued			CASE IH - Continued		
C80			D40		
Case 4-Cyl. 244 Diesel			Shibaura 4-Cyl. 121 Diesel		
2002-1998			2006-2001		
Belt - A.C.	228332A2	▲9355HD	Belt - Fan & Alt.	301525A1	▲9370HD
C90			D45		
Case 4-Cyl. 244 Diesel			Shibaura 4-Cyl. 135 Diesel		
2002-1998			2004-2001		
Belt - Fan & Alt.		②7570	Belt - Fan & Alt.	301525A1	▲9370HD
Belt - Fan To A.C.		▲9380HD			
C100			DX25		
Case 4-Cyl. 244 Diesel			Shibaura 3-Cyl. 81 Diesel		
2002-1997			2003-2002		
Belt - Fan & Alt.		②7570	Belt - Fan & Alt.	86517954	AX36
Belt - Fan To A.C.		▲9380HD			
CX50; CX60			DX29		
Case 3-Cyl. 165 Diesel			Shibaura 3-Cyl. 81 Diesel		
2002-1998			2006-2002		
Belt - W.P.	218509A1	②▲9550HD	Belt - Fan & Alt.	86517954	AX36
Belt - A.C.	238215A3	▲9550HD			
CX70			DX33		
Case 4-Cyl. 258 Diesel			Shibaura 3-Cyl. 91 Diesel		
2002-1998			2006-2002		
Belt - W.P.	241895A2	②7570	Belt - Fan	86517954	AX36
Belt - A.C.; W/35 1/2" Belt O.C.	228332A1	▲9355HD			
CX80			DX35		
Case 4-Cyl. 244 Diesel			Shibaura 3-Cyl. 101 Diesel		
2002-1998			2008-2002		
Belt - Alt.; W/57" Belt O.C.	241895A2	②7570	Belt - Fan & Alt.	301525A1	▲9370HD
Belt - W.P.	241895A2	②7570			
Belt - A.C.; W/35 1/2" Belt O.C.	228332A1	▲9355HD			
CX90			DX40		
Case 4-Cyl. 244 Diesel			Shibaura 4-Cyl. 121 Diesel		
2002-1998			2008-2002		
Belt - Fan & Alt.	241895A2	②7570	Belt - Fan	301525A1	▲9370HD
Belt - Alt.; W/57" Belt O.C.	241895A2	②7570			
Belt - W.P.	241895A2	②7570			
Belt - Fan To A.C.; W/35 1/2" Belt O.C.	228332A1	▲9355HD			
Belt - Fan To A.C.; W/38" Belt O.C.		▲9380HD			
CX100			DX45		
Case 4-Cyl. 244 Diesel			Shibaura 4-Cyl. 135 Diesel		
2002-1998			2008-2002		
Belt - Fan & Alt.	241895A2	②7570	Belt - Fan	301525A1	▲9370HD
Belt - Fan To A.C.; W/38" Belt O.C.		▲9380HD			
Belt - Fan To A.C.; W/33 1/2" Belt O.C.	228332A1	▲9355HD			
D25; D29			DX48; DX55		
Shibaura 3-Cyl. 81 Diesel			Shibaura 4-Cyl. 135 Diesel		
2003-2001			2007-2004		
Belt - Fan & Alt.	86517954	AX36	Belt - Fan	86517954	AX36
D33			Farmall 31		
Shibaura 3-Cyl. 91 Diesel			Case IH 3-Cyl. 91 Diesel		
2003-2001			2010-2009		
Belt - Fan & Alt.	86517954	AX36	Belt - Fan & Alt.	86517954	▲9370HD
D35			Farmall 35		
Shibaura 3-Cyl. 101 Diesel			Case IH 3-Cyl. 101 Diesel		
2006-2001			2010-2009		
Belt - Fan & Alt.	301525A1	▲9370HD	Belt - Fan & Alt.	86517954	▲9370HD
▲ Standard Belt May Also Be Available.			Farmall 55; Farmall 60		
			Case IH 4-Cyl. 135 Diesel		
			2009		
			Belt - Alt. & W.P.	86517954	▲9370HD
			Farmall 65C		
			Case IH 4-Cyl. 195 Diesel		
			2009		
			Serpentine Belt	87705737	▲K080550HD

▲ Standard Belt May Also Be Available.

② Two Required.

Belts and Coolant Hose for Tractors

Application	Mfr. No.	Part No.	Application	Mfr. No.	Part No.
CASE IH - Continued			CASE IH - Continued		
Farmall 70			JX80U		
Case IH 4-Cyl. 238 Diesel			Case 4-Cyl. 238 Diesel		
2009			2004-2002		
Serpentine Belt	47131754	♣K080545HD	Belt - Alt.	4796327	7450
Farmall 75C; Farmall 75N			Belt - Fan	5140010	7425
Case IH 4-Cyl. 195 Diesel			Belt - A.C.	5140009	7405
2009			Hose - Lower - Eng. To Pipe; (1 1/2" I.D.)		24224
Serpentine Belt	87705737	♣K080550HD	Hose - Lower - Rad. To Pipe; (1 1/2" I.D.)		24224
Farmall 80			JX85		
Case IH 4-Cyl. 238 Diesel			Case 4-Cyl. 238 Diesel		
2009			2006-2002		
Serpentine Belt	87705737	♣K080550HD	Belt - Alt.	4796327	7450
Farmall 85C; Farmall 90; Farmall 95; Farmall 95C; Farmall 95N			Belt - Fan	5094418	7410
Case IH 4-Cyl. 274 Diesel			Belt - A.C.	5140009	7405
2009			JX90U		
Serpentine Belt	47131754	♣K080545HD	Case 4-Cyl. 238 Diesel		
Farmall 105U			2004-2002		
Case IH 4-Cyl. 274 Diesel			Belt - Alt.	4796327	7450
2010			Belt - Fan	5140010	7425
Belt - Fan	47131754	♣K080545HD	Hose - Lower - Eng. To Pipe; (1 1/2" I.D.)		24224
FLX4010			Hose - Lower - Rad. To Pipe; (1 1/2" I.D.)		24224
Case 6-Cyl. 505 Diesel			JX95		
2006-2003			Case 4-Cyl. 238 Diesel		
Belt - A.C.	131403C1	♣9385HD	2008-2002		
Belt - Fan & Alt.	3944840	♣K080774HD	Belt - Alt.	4796327	7450
JX55			Belt - Fan	5094418	7410
Case 3-Cyl. 165 Diesel			Belt - Alt.	4796327	7450
2005-2002			Belt - A.C.	5140009	7405
Belt - Fan	5094418	7410	JX100U		
Belt - Alt.	4796327	7450	Case 4-Cyl. 238 Diesel		
Belt - A.C.	5140009	7405	2004-2002		
JX65			Belt - Alt.	4796327	7450
Case 3-Cyl. 179 Diesel			Belt - Fan	5140010	7425
2006-2002			Hose - Lower; (1 1/2" I.D.)		24224
Belt - Fan	5094418	7410	JX1060C; JX1070C		
Belt - Alt.	4796327	7450	Case 3-Cyl. 179 Diesel		
Belt - A.C.	5140009	7405	2008-2004		
JX70			Belt - A.C.	5154152	♣9345HD
Case 3-Cyl. 179 Diesel			Hose - Lower; (1 1/2" I.D.)		②24224
2008-2006			JX1075C		
Belt - Fan	98473706	7453	Case 3-Cyl. 179 Diesel		
Belt - A.C.	5140009	7405	2008-2005		
JX75			Hose - Lower; (1 1/2" I.D.)		②24224
Case 4-Cyl. 220 Diesel			2004		
2006			Belt - A.C.	5154152	♣9345HD
Belt - Fan	5094418	7410	Hose - Lower; (1 1/2" I.D.)		②24224
Belt - Alt.	4796327	7450	JX1075N		
Belt - A.C.	10AV1025	7405	Case 3-Cyl. 179 Diesel		
2005-2002			2008-2004		
Belt - Fan	5094418	7410	Hose - Lower; (1 1/2" I.D.)		②24224
Belt - Alt.	4796327	7450	JX1080U		
Belt - A.C.	5140009	7405	Case 4-Cyl. 273 Diesel		
2005-2002			2008-2004		
Belt - Fan	5094418	7410	Belt - Fan & Alt.	47131754	♣K080545HD
Belt - Alt.	4796327	7450	Belt - A.C.	47129821	♣9412HD
Belt - A.C.	5140009	7405			

♣ Standard Belt May Also Be Available.

② Two Required.

Belts and Coolant Hose for Tractors

Application	Mfr. No.	Part No.	Application	Mfr. No.	Part No.
CASE IH - Continued			CASE IH - Continued		
JX1085C			MX110; MX120 - Continued		
Case 4-Cyl. 274 Diesel			Case 6-Cyl. 359 Diesel - Continued		
2008-2006			2002-1996 - Continued		
Belt - Fan & Alt	47131754	♣K080545HD	Belt - Fan, W.P. & Alt.; W/57 1/2" Belt		
Belt - A.C.	47129821	♣9412HD	O.C.	J911562	♣K080575HD
JX1090U			Belt - Fan To A.C.	A184652	♣9400HD
Case 4-Cyl. 273 Diesel			Tensioner Assy. - Fan, W.P. & Alt.	J918944	38504
2008-2004			MX135		
Belt - Fan & Alt	47131754	♣K080545HD	Case 6-Cyl. 359 Diesel		
Belt - A.C.	47129821	♣9412HD	2002-1996		
JX1095C			Belt - Fan, W.P. & Alt.; W/59" Belt O.C.	J911558	♣K080590HD
Case 4-Cyl. 274 Diesel			Belt - Fan, W.P. & Alt.; W/57 1/2" Belt		
2008-2006			O.C.	J911562	♣K080575HD
Belt - Fan & Alt	47131754	♣K080545HD	Belt - Fan To A.C.	A184652	♣9400HD
Belt - A.C.	47129821	♣9412HD	Tensioner Assy. - Fan, W.P. & Alt.	J918944	38504
JX1095N			MX150		
Case 4-Cyl. 238 Diesel			Case 6-Cyl. 359 Diesel		
2008-2005			2001-1998		
Hose - Lower; (1 1/2" I.D.)		24224	Belt - Fan, W.P. & Alt.; W/59" Belt O.C.	J911558	♣K080590HD
JX1100U			Belt - Fan, W.P. & Alt.; W/57 1/2" Belt		
Case 4-Cyl. 273 Diesel			O.C.	J911562	♣K080575HD
2007-2004			Belt - Fan To A.C.	84766C1	♣9390HD
Belt - Fan & Alt.; W/O Viscous Fan	47131754	♣K080545HD	Tensioner Assy. - Fan, W.P. & Alt.	J936203	38504
Belt - Fan & Alt.; W/Viscous Fan	47135840	♣K080537HD	1997		
Belt - A.C.	47129821	♣9412HD	Belt - Fan, W.P. & Alt.; W/59" Belt O.C.	J911558	♣K080590HD
Maxxum 120 Pro			Belt - Fan, W.P. & Alt.; W/57 1/2" Belt		
Case 4-Cyl. 273 Diesel			O.C.	J911562	♣K080575HD
2008-2007			Belt - Fan To A.C.	84766C1	♣9390HD
Belt - Fan & Alt	4899178	♣K080610HD	Tensioner Assy. - Fan, W.P. & Alt.	J936203	38504
Belt - A.C.	87802911	K040390	MX170		
Maxxum 130 Pro			Case 6-Cyl. 359 Diesel		
Case 4-Cyl. 273 Diesel			2001-1997		
2011			Belt - Fan, W.P. & Alt.; W/59" Belt O.C.	J911558	♣K080590HD
Belt - A.C.	87710661	♣K040388HD	Belt - Fan, W.P. & Alt.; W/57 1/2" Belt		
Belt - Fan; Ser. No. D6358 & After	2858019	♣K080605HD	O.C.	J911562	♣K080575HD
MX80C; MX90C			Belt - Fan To A.C.	84766C1	♣9390HD
Case 4-Cyl. 244 Diesel			Tensioner Assy. - Fan, W.P. & Alt.	J936203	38504
2002-1998			MX180; MX200		
Belt - Fan & Alt	241895A2	②7570	Case 6-Cyl. 505 Diesel		
Belt - Fan To A.C.		②♣9385HD	2002-1999		
MX100			Belt - Air Brake Compr.	A189040	♣9463HD
Case 6-Cyl. 359 Diesel			Belt - A.C.	A189040	♣9463HD
2002-1996			Tensioner Assy.	J936203	38504
Belt - Fan, W.P. & Alt	J911558	♣K080590HD	1998		
Belt - Fan To A.C.	A184652	♣9400HD	Belt - Compr.	A189040	♣9463HD
Tensioner Assy. - Fan, W.P. & Alt.	J918944	38504	Belt - A.C.	A189040	♣9463HD
MX100C			Tensioner Assy.	J936203	38504
Case 4-Cyl. 244 Diesel			MX210		
2001-1998			Case 6-Cyl. 505 Diesel		
Belt - Fan & Alt	241895A2	②7570	2006-2001		
Belt - Fan To A.C.		②♣9385HD	Belt - Fan, W.P. & Alt	87402830	♣K080820HD
MX110; MX120			Tensioner Assy.	87409564	38516
Case 6-Cyl. 359 Diesel			MX220		
2002-1996			Case 6-Cyl. 505 Diesel		
Belt - Fan, W.P. & Alt.; W/59" Belt O.C.		♣K080590HD	2002-2000		
♣ Standard Belt May Also Be Available.			Belt - Air Brake Compr.	A189040	♣9463HD
			Belt - A.C.	A189040	♣9463HD
			Tensioner Assy.	J936203	38504
			1999-1998		
			Belt - Compr.	A189040	♣9463HD
			Belt - A.C.	A189040	♣9463HD
			Tensioner Assy.	J936203	38504
			② Two Required.		

Belts and Coolant Hose for Tractors

Application	Mfr. No.	Part No.	Application	Mfr. No.	Part No.
CASE IH - Continued			CASE IH - Continued		
MX230			MXU135 - Continued		
Case 6-Cyl. 505 Diesel			Case 6-Cyl. 410 Diesel - Continued		
2006-2001			2006-2004 - Continued		
Belt - Fan, W.P. & Alt.	87402830	♣K080820HD	Belt - A.C.	87802911	K040390
Tensioner Assy.	87409564	38516			
MX240			STX275		
Case 6-Cyl. 505 Diesel			Case 6-Cyl. 505 Diesel		
2002-1998			2006-2000		
Belt - Fan & Alt.	243373A1	♣K080675HD	Belt - Hub & A.C.	A189040	♣9463HD
Belt - Fan To A.C.	A189040	♣9463HD	Belt - W.P. & Alt.; Ser. No.		
Tensioner Assy.	J945849	38516	JEE0099500 & Before	3911567	♣K080670HD
			Tensioner Assy. - Alt. & W.P.; Ser. No.		
			JEE0099500 & Before	J945849	38516
			Tensioner Assy. - Alt. & W.P.; Ser. No.		
			JEE0099501 & After	87326910	38504
MX255			STX280		
Case 6-Cyl. 505 Diesel			Case 6-Cyl. 505 Diesel		
2006-2001			2007-2006		
Belt - Fan, W.P. & Alt.	87402831	♣K080816HD	Belt - A.C.	A189040	♣9463HD
Tensioner Assy.	87409564	38516	Belt - Alt. & A.C.	87437226	♣K060625HD
			Tensioner Assy. - Alt. & A.C.	J936213	38516
			Tensioner Pulley - Alt. & A.C.	J936213	36093
MX270			STX325		
Case 6-Cyl. 505 Diesel			Case 6-Cyl. 543 Diesel		
2002-1998			2006-2000		
Belt - Fan & Alt.	243373A1	♣K080675HD	Belt - W.P. & Alt.	3911567	♣K080670HD
Belt - Fan To A.C.	A189040	♣9463HD	Belt - A.C.	A189040	♣9463HD
Tensioner Assy.	J945849	38516			
MX285			STX330		
Case 6-Cyl. 505 Diesel			Case 6-Cyl. 543 Diesel		
2006-2001			2007-2006		
Belt - Fan, W.P. & Alt.	87402831	♣K080816HD	Belt - Alt.	87437226	♣K060625HD
Tensioner Assy.	87409564	38516	Belt - A.C.	A189040	♣9463HD
			Tensioner Assy. - Alt.	J936213	38516
			Tensioner Pulley	J936213	36093
MXM120; MXM130; MXM140; MXM155; MXM175; MXM190			STX375		
Case 6-Cyl. 456 Diesel			Cummins 6-Cyl. 912 Diesel		
2007-2002			2006-2003		
Belt - Fan	87802822	♣K080806HD	Belt - Alt. & A.C.	87437226	♣K060625HD
			Belt - W.P.	325289A1	♣K120400HD
			2002		
			Belt - Alt. & A.C.	87437226	♣K060625HD
			2001-2000		
			Belt - Alt. & A.C.	87437226	♣K060625HD
			Belt - W.P.	325289A1	♣K120400HD
MXU100			STX380		
Case 4-Cyl. 273 Diesel			Case 6-Cyl. 787 Diesel		
2006-2005			2007-2006		
Belt - Fan		♣K080610HD	Belt - Fan & Alt.	504078066	♣K080991HD
Belt - Fan & Alt.	4899178	♣K080610HD	Belt - Fan, Alt. & A.C.	87437226	♣K060625HD
Belt - W.P.	4899178	♣K080610HD			
Belt - A.C.	87802911	K040390			
2004					
Belt - Fan		♣K080610HD			
Belt - Fan & Alt.	4899178	♣K080610HD			
Belt - A.C.	87802911	K040390			
MXU110			STX425		
Case 4-Cyl. 273 Diesel			Cummins 6-Cyl. 912 Diesel		
2006-2004			2006-2001		
Belt - W.P.	4899178	♣K080610HD	Belt - Alt. & A.C.	87437226	♣K060625HD
Belt - A.C.	87802911	K040390	Belt - W.P.	325289A1	♣K120400HD
MXU125			STX430		
Case 6-Cyl. 410 Diesel			Case 6-Cyl. 787 Diesel		
2006-2004			2007-2006		
Belt - Fan To Alt.	4899178	♣K080610HD	Belt - Alt. & A.C.	87437226	♣K060625HD
Belt - A.C.	87802911	K040390	Belt - W.P.	504078066	♣K080991HD
MXU135					
Case 6-Cyl. 410 Diesel					
2006-2004					
Belt - W.P.	4899178	♣K080610HD			

♣ Standard Belt May Also Be Available.

Belts and Coolant Hose for Tractors

Application	Mfr. No.	Part No.	Application	Mfr. No.	Part No.
CASE IH - Continued			CATERPILLAR - Continued		
STX440			571F (95N)		
Cummins 6-Cyl. 912 Diesel			Caterpillar D333 Diesel		
2002			1974-1972		
Belt - W.P.	325289A1	▲K120400HD	Belt - Fan	3L6052	②TR30808
Belt - Alt.	325290A1	▲K060625HD	571G (16W)		
2001			Caterpillar D3306 Diesel		
Belt - Alt.	325290A1	▲K060625HD	1985-1976		
Belt - W.P.	325289A1	▲K120400HD	Belt - Fan & Alt.		②CX81
2000			Hose - Upper; (2 7/8" I.D.)		24446
Belt - W.P.	325289A1	▲K120400HD	Hose - Lower; (2 1/2" I.D.)		24440
Belt - Alt.	325290A1	▲K060625HD	572C (21A)		
STX450			Caterpillar D399 Diesel		
Cummins 6-Cyl. 912 Diesel			1961-1957		
2006-2001			Belt - Fan; Ser. No. 21A270 Thru		
Belt - Alt. & A.C.	87437226	▲K060625HD	21A331	2M8183	TR30672
Belt - W.P.	325289A1	▲K120400HD	572D (21A)		
STX480			Caterpillar D339 Diesel		
Cummins 6-Cyl. 915 Diesel			1961-1959		
2007-2006			Belt - Fan; Ser. No. 21A270 Thru		
Belt - Alt. & A.C.	87437226	▲K060625HD	21A331	2M8183	TR30672
Belt - W.P.	325289A1	▲K120400HD	572E (65A)		
STX500			Caterpillar D399T Diesel		
Cummins 6-Cyl. 912 Diesel			1972-1961		
2006-2004			Belt - Fan; W/81 1/8" Belt O.C.	3L6052	②TR30808
Belt - Alt. & A.C.	87437226	▲K060625HD	Belt - Fan; W/85 5/8" Belt O.C.	5H7371	②CX81
Belt - W.P.	325289A1	▲K120400HD	Belt - Alt.	2S9778	▲9590HD
STX530			Belt - Gen.; Ser. No. 65A151 Thru		
Cummins 6-Cyl. 915 Diesel			65A313	3S6272	▲9530HD
2007-2006			Belt - Gen.; Ser. No. 65A314 & After .	2S5218	▲9580HD
Belt - Alt. & A.C.	87437226	▲K060625HD	572F PS (96N)		
Belt - W.P.	325289A1	▲K120400HD	Caterpillar D333T Diesel		
CATERPILLAR			1974-1970		
561B (62A)			Belt - Fan	3L6052	②TR30808
Caterpillar D333 Diesel			Belt - Alt.	5M8135	②▲9520HD
1967-1959			572G		
Belt - W.P.	4M9386	②TR24709	Caterpillar 3306T Diesel		
Belt - Gen.; W/69 1/4" Belt O.C.	7M5972	②TR24688	1995-1985		
Belt - Gen.; W/71 1/8" Belt O.C.	5M6096	②TR24709	Hose - Upper; (2 3/4" I.D.)		24444
Belt - Starter; Ser. No. 62A1 Thru			Hose - Lower - Eng. To Pipe; (2 1/2" I.D.)		24440
62A191	5M6096	②TR24709	Hose - Lower - Pipe To Rad.; (2 1/2" I.D.)		24440
561C (85H)			583H (61A)		
Caterpillar D333 Diesel			Caterpillar D343T Diesel		
1967-1966			1974-1960		
Belt - Gen.	5M6096	②TR24709	Belt - Fan; W/75 7/8" Belt O.C.	2M8255	③TR30754
571E PS (64A)			Belt - Fan; W/81 1/8" Belt O.C.	3L6052	③TR30808
Caterpillar D333 Diesel			Belt - Alt.; W/62 1/2" Belt O.C.	3P25	TR24619
1972-1961			Belt - Alt.; W/3/4" Belt T.W.; W/64" Belt		
Belt - Fan; Ser. No. 64A1 Thru			O.C.	1P2421	TR24638
64A151; W/81 1/8" Belt O.C.	3L6052	②TR30808	Belt - Alt.; W/1/2" Belt T.W.; W/64 1/4"		
Belt - Fan; Ser. No. 64A1 Thru			Belt O.C.	8M8335	②▲9640HD
64A151; W/85 5/8" Belt O.C.	5H7371	②CX81	Belt - Gen.; Ser. No. 61A1 Thru 61A96	3S3961	▲9570HD
Belt - Alt.	2S9778	▲9590HD	Belt - Gen.; Ser. No. 61A97 Thru		
Belt - Gen.; Ser. No. 64A152 Thru			61A120	2S2743	②▲9550HD
64A221	3S6272	▲9530HD	Belt - Gen.; Ser. No. 61A121 Thru		
Belt - Gen.; Ser. No. 64A222 & After .	2S5218	▲9580HD	61A192	2S5218	▲9580HD
			Belt - Gen.; Ser. No. 61A193 Thru		
			61A679	8M8335	▲9640HD

▲ Standard Belt May Also Be Available.
③ Three Required.

② Two Required.

Belts and Coolant Hose for Tractors

Agricultural Equipment

Application	Mfr. No.	Part No.
CATERPILLAR - Continued		
594 (62H)		
Caterpillar D353TA Diesel		
1975-1965		
Belt - Fan; W/85 5/8" Belt O.C.	2P8624	②CX81
Belt - Alt.; W/47" Belt O.C.	1S5138	TR24465
Belt - Alt.; W/48 1/8" Belt O.C.	5M5345	TR24476
Belt - Alt.; W/66 1/4" Belt O.C.	5S5249	▲9660HD
Challenger 45		
Caterpillar 3116 Diesel		
2001-1994		
Belt - Fan & Alt.		②▲9700HD
Belt - A.C.	2P4191	▲9525HD
Belt - W.P.		▲9345HD
Challenger 65		
Caterpillar 3306 Diesel		
1990-1986		
Belt - Fan & Alt.	8M0959	②TR28786
Belt - A.C.	9N1329	▲9425HD
Hose - Upper; (2 1/2" I.D.)		②24440
Hose - Lower; (2 1/2" I.D.)		②24440
Hose - By Pass; (2 3/4" I.D.)		24244
Challenger 65C		
Caterpillar 3306 Diesel		
1996-1992		
Belt - Fan & Alt.		②TR30808
Hose - Upper; (2 1/2" I.D.)		②24440
Hose - Lower; (2 1/2" I.D.)		②24440
Hose - By Pass; (2 3/4" I.D.)		24244
Challenger 65E		
Caterpillar 3176 Diesel		
2001-1997		
Belt - Fan & Alt.	8M0959	②TR28786
Belt - Fan To A.C.		▲9550HD
Challenger 70C		
Caterpillar 3306 Diesel		
1996-1994		
Belt - Fan & Alt.		②TR30808
Hose - Upper; (2 1/2" I.D.)		②24440
Hose - Lower; (2 1/2" I.D.)		②24440
Hose - By Pass; (2 3/4" I.D.)		24244
Challenger 75C		
Caterpillar 3176 Diesel		
1996-1992		
Belt - Fan & Alt.	8M0959	②TR28786
Belt - Fan To A.C.; W/53 1/2" Belt O.C.		▲9530HD
Belt - Fan To A.C.; W/55 3/4" Belt O.C.		▲9555HD
Hose - Upper		●26512
Hose - Lower - Eng. To Pipe		✕21194
	or	●26519
Hose - Lower - Pipe To Rad.; (2 1/4" I.D.)		24436
Challenger 85C		
Caterpillar 3176 Diesel		
1996-1993		
Belt - Fan & Alt.	8M0959	②TR28786
Belt - Fan To A.C.; W/53 1/2" Belt O.C.		▲9530HD
Belt - Fan To A.C.; W/55 3/4" Belt O.C.		▲9555HD
Hose - Upper		●26512
Hose - Lower - Eng. To Pipe		✕21194
	or	●26519
Hose - Lower - Pipe To Rad.; (2 1/4" I.D.)		24436

Application	Mfr. No.	Part No.
CATERPILLAR - Continued		
Challenger 85E		
Caterpillar 3196 Diesel		
2001-1997		
Belt - Fan & Alt.	8M0959	②TR28786
Belt - Fan To A.C.		▲9550HD
CBT		
8060		
Mercedes-Benz 6-Cyl. 346 Diesel		
1993-1987		
Belt - Alt.		②▲9580HD
Belt - Hyd. Pump		▲9350HD
8240		
Perkins 4-Cyl. 248 Diesel		
1991-1987		
Belt - Alt.		▲9560HD
Belt - Hyd. Pump		▲9350HD
8260		
Perkins 6-Cyl. 354 Diesel		
1991-1987		
Belt - Alt.		②▲9590HD
CHALLENGER		
MT765C		
Caterpillar C9 Diesel		
2009		
Serpentine Belt - A.C.	2020951	▲K080575HD
MT865B		
Caterpillar C18 Diesel		
2006-2005		
Belt - Fan	1976291	▲K140580HD
Belt - A.C.	500685D1	▲K080956HD
MT975C		
Caterpillar C18 Diesel		
2009		
Serpentine Belt - Fan	1976291	▲K140580HD
COCKSHUTT		
20		
Continental 4-Cyl. 140		
1958-1952		
Belt - Fan & Gen.	Z125	TR24414
30		
Buda 4-Cyl. 153		
1956-1946		
Belt - Fan & Gen.	T5031	TR28463
Buda 4-Cyl. 153 Diesel		
1956-1949		
Belt - Fan & Gen.	T5031	TR28463
Hose - Upper; (1 1/2" I.D.)		24224
Hose - Lower; (1 1/2" I.D.)		24224
Buda 4-Cyl. 153 LPG		
1956-1946		
Belt - Fan & Gen.	T5031	TR28463

② Two Required.
 ● Vulco-Flex® Coolant Hose.

▲ Standard Belt May Also Be Available.
 ✕ Cut to Fit.

Belts and Coolant Hose for Tractors

Application	Mfr. No.	Part No.	Application	Mfr. No.	Part No.
COCKSHUTT - Continued			COCKSHUTT - Continued		
35 Deluxe			570		
Hercules 4-Cyl. 198			Hercules 6-Cyl. 298		
1958-1956			1960-1958		
Belt - Fan & Gen.	Z555	▲9470HD	Belt - Fan & Gen.	Z555	▲9470HD
Belt - P.S.	Z577	7512	Belt - P.S.	Z882	▲9550HD
40			Hercules 6-Cyl. 298 Diesel		
Buda 6-Cyl. 230			1960-1958		
Belt - Fan & Gen.	T5031	TR28463	Belt - Fan & Gen.	Z555	▲9470HD
Belt - P.S.	Z527	TR28483	Belt - P.S.	Z882	▲9550HD
Hose - Upper; (1 1/2" I.D.)		24224	Golden Arrow		
Hose - Lower[∞]		20065	Hercules 4-Cyl. 198		
Buda 6-Cyl. 230 Diesel			1957		
1958-1950			Belt - Fan & Gen.		
Belt - Fan & Gen.	T5031	TR28463	Belt - Fan & Gen.	Z555	▲9470HD
Belt - P.S.	Z527	TR28483	Belt - P.S.	Z671	7530
Hose - Upper; (1 1/2" I.D.)		24224	CUB CADET		
Hose - Lower[∞]		20065	5234D		
50			Daihatsu 3-Cyl. 51 Diesel		
Buda 6-Cyl. 273			2008-2004		
1958-1953			Belt - Fan & Alt.		
Belt - Fan & Gen.	T5031	TR28463	Belt - Fan & Alt.	BS821075	7370
Belt - P.S.	Z527	TR28483	7000; 7200; 7205		
Hose - Upper; (1 1/2" I.D.)		24224	Mitsubishi 3-Cyl. 69 Diesel		
Hose - Lower[∞]		20065	2003-1998		
Buda 6-Cyl. 273 Diesel			Belt - Fan & Alt.		
1958-1953			Belt - Fan & Alt.		
Belt - Fan & Gen.	T5031	TR28463	Belt - Fan & Alt.	MAMD041704	7380
Belt - P.S.	Z527	TR28483	7260		
Hose - Upper; (1 1/2" I.D.)		24224	Mitsubishi 3-Cyl. 80 Diesel		
Hose - Lower[∞]		20065	2003-1998		
540			Belt - Fan & Alt.		
Continental 4-Cyl. 162			Belt - Fan & Alt.		
1962-1958			Belt - Fan & Alt.		
Belt - Fan & Gen.	Z555	▲9470HD	Belt - Fan & Alt.	BS821075	7370
Belt - P.S.	Z928	▲9540HD	7265		
550			Mitsubishi 3-Cyl. 80 Diesel		
Hercules 4-Cyl. 198			2003-1998		
1962-1958			Belt - Fan & Alt.		
Belt - Fan & Gen.; W/47 1/4" Belt O.C.	Z555	▲9470HD	Belt - Fan & Alt.	MAMD041704	7380
Belt - Fan & Gen.; W/P.S.; W/45 5/8" Belt O.C.		7450	7272		
Belt - Fan & Gen.; W/O P.S.; W/44 1/8" Belt O.C.		7440	Mitsubishi 3-Cyl. 91 Diesel		
Belt - P.S.	Z880	▲9530HD	1997-1995		
Hose - Upper[∞]		20065	Belt - Fan & Alt.		
	or	●25526	Belt - Fan & Alt.		
Hose - Lower; Ser. No. 127364 & Before		●25476	Belt - Fan & Alt.		
Hercules 4-Cyl. 198 Diesel			Belt - Fan & Alt.		
1962-1958			Belt - Fan & Alt.		
Belt - Fan & Gen.	Z555	▲9470HD	Belt - Fan & Alt.	MAMD027458	7375
Belt - P.S.	Z880	▲9530HD	7274; 7275		
Hose - Upper[∞]		20065	Mitsubishi 3-Cyl. 91 Diesel		
	or	●25526	1997-1995		
Hose - Lower; Ser. No. 127364 & Before		●25476	Belt - Fan & Alt.		
560			7300; 7305		
Perkins 4-Cyl. 269 Diesel			Mitsubishi 3-Cyl. 91 Diesel		
1962-1958			2003-1998		
Belt - Fan & Gen.	Z883	▲9500HD	Belt - Fan & Alt.; Ser. No. 21495 &		
Belt - P.S.; W/51 1/4" Belt O.C.	Z881	▲9510HD	Before		
Belt - P.S.; W/54 1/4" Belt O.C.	Z928	▲9540HD	After		

▲ Standard Belt May Also Be Available.
● Vulco-Flex® Coolant Hose.

∞ Cut to Fit.

Belts and Coolant Hose for Tractors

Agricultural Equipment

Application	Mfr. No.	Part No.
CUB CADET - Continued		
7360SS		
Mitsubishi 4-Cyl. 127 Diesel		
2003-2000		
Belt - Fan & Alt.	MAMD088955	7385
7530; 7532		
Mitsubishi 3-Cyl. 91 Diesel		
2007-2004		
Belt - Fan & Alt.	MAMD041704	7380
8354		
Dae Dong 3-Cyl. 101 Diesel		
2007-2004		
Belt - Fan & Alt.	DDE580072531	♣9425HD
8454		
Dae Dong 4-Cyl. 134 Diesel		
2007-2004		
Belt - Fan & Alt.	DDE580072531	♣9425HD
DAVID BROWN		
770		
David Brown 3-Cyl. 146 Diesel		
1970-1965		
Belt - Fan & Gen.	912196	7430
Hose - Upper		●25472
780		
David Brown 3-Cyl. 146 Diesel		
1971-1967		
Belt - Fan & Gen.	912196	7430
Hose - Upper		●25472
850		
David Brown 4-Cyl. 154 Diesel		
1965-1960		
Belt - Fan & Gen.	A903050	7460
880		
David Brown 3-Cyl. 154 Diesel		
1971-1961		
Belt - Fan & Gen.	912196	7430
Belt - P.S.	913631	7360
Hose - Upper		●25472
885		
David Brown 3-Cyl. 146		
1980-1971		
Belt - Fan & Alt.	912196	7430
Belt - Fan & Gen.	901111	7450
David Brown 3-Cyl. 164 Diesel		
1980-1971		
Belt - Fan & Alt.	942053R	7417
Belt - Fan & Gen.	912196	7430
Belt - P.S.	913637R	7365
900		
David Brown 4-Cyl. 164		
1958-1956		
Belt - Fan & Gen.	A903050	7460
David Brown 4-Cyl. 164 Diesel		
1958-1956		
Belt - Fan & Gen.	A903050	7460

Application	Mfr. No.	Part No.
DAVID BROWN - Continued		
990		
David Brown 4-Cyl. 185 Diesel		
1980-1961		
Belt - Fan & Alt.	903050	7460
Belt - Fan & Gen.; Ser. No. 482001		
Thru 800000	901111	7450
Belt - Fan & Gen.; Ser. No. 800001 & After	68073	7460
Hose - Upper; Early(1 1/2" I.D.)		24224
Hose - Upper - Left Side		♣21660
	or	●25474
Hose - Upper - Right Side		♣20397
	or	●26519
David Brown 4-Cyl. 195 Diesel		
1980-1961		
Belt - Fan & Alt.	903050	7460
Belt - Fan & Gen.; Ser. No. 482001		
Thru 800000	901111	7450
Belt - Fan & Gen.; Ser. No. 800001 & After	68073	7460
Hose - Upper; Early(1 1/2" I.D.)		24224
Hose - Upper - Left Side		♣21660
	or	●25474
Hose - Upper - Right Side		♣20397
	or	●26519
995		
David Brown 4-Cyl. 219 Diesel		
1980-1971		
Belt - Fan & Alt.	903050	7460
Belt - Fan & Gen.; Ser. No. 482001		
Thru 800000	901111	7450
Belt - Fan & Gen.; Ser. No. 800001 & After	68073	7460
Hose - Upper - Left Side		♣21660
	or	●25474
Hose - Upper - Right Side		♣20397
	or	●26519
996		
David Brown 4-Cyl. 219 Diesel		
1976-1972		
Belt - Fan & Alt.	903050	7460
Belt - Fan & Gen.; Ser. No. 482001		
Thru 800000	901111	7450
Belt - Fan & Gen.; Ser. No. 800001 & After	68073	7460
Hose - Upper - Left Side		♣21660
	or	●25474
Hose - Upper - Right Side		♣20397
	or	●26519
1210		
David Brown 4-Cyl. 219 Diesel		
1980-1971		
Belt - Fan & Alt.	68073	7460
Belt - Fan & Gen.	68073	7460
Hose - Upper - Left Side		♣21660
	or	●25474
Hose - Upper - Right Side		♣20397
	or	●26519
1212		
David Brown 4-Cyl. 219 Diesel		
1975-1971		
Belt - Fan & Alt.	68073	7460
Belt - Fan & Gen.	68073	7460
Hose - Upper - Left Side		♣21660
	or	●25474

♣ Standard Belt May Also Be Available.
 ♣< Cut to Fit.

● Vulco-Flex® Coolant Hose.

Belts and Coolant Hose for Tractors

Application	Mfr. No.	Part No.	Application	Mfr. No.	Part No.
DAVID BROWN - Continued			DEUTZ-ALLIS - Continued		
1212 - Continued			6260F		
David Brown 4-Cyl. 219 Diesel - Continued			Deutz 3-Cyl. 187 Diesel		
1975-1971 - Continued			1991-1987		
Hose - Upper - Right Side		☞20397 or ●26519	Belt - Blower & Alt.	2235256	7580
1412			6265		
David Brown 4-Cyl. 219 Diesel			Deutz 4-Cyl. 230 Diesel		
1977-1975			1991-1985		
Hose - Upper		●25480	Belt - Blower & Alt.	01175765	7612
3800			6275		
David Brown 3-Cyl. 146			Deutz 4-Cyl. 249 Diesel		
1972-1968			1991-1985		
Belt - Fan & Gen.	901111	7450	Belt - Blower & Alt.	01175765	7612
Hose - Upper		●25472	6275F; 6275L		
4600			Deutz 4-Cyl. 249 Diesel		
David Brown 3-Cyl. 164			1991-1988		
1972-1969			Belt - Blower & Alt.		
Belt - Fan & Gen.	912196	7430		2235256	7580
Hose - Upper		●25472	7085		
DEUTZ-ALLIS			Deutz 4-Cyl. 249 Diesel		
5215			1991-1985		
Hinomoto 3-Cyl. 61 Diesel			Belt - A.C.		
1989-1986			Belt - Blower & Alt.; W/59 5/8" Belt		
Belt - Fan & Alt.	A38	▲9390HD	O.C.	02235262	②7590
5220			Belt - Blower & Alt.; W/63 5/8" Belt		
Toyosha 3-Cyl. 87 Diesel			O.C.		
1990-1986			02235265		
Belt - Fan & Alt.		▲9425HD	7110		
5230			Deutz 6-Cyl. 374 Diesel		
Toyosha 3-Cyl. 92 Diesel			1991-1985		
1991-1986			Belt - A.C.		
Belt - Fan & Alt.		▲9425HD		4325382	TR24664
Hose - Upper		●25251	7120		
Hose - Lower		●25252	Deutz 6-Cyl. 374 Diesel		
6070			1991-1986		
Allis-Chalmers 4-Cyl. 200 Diesel			Belt - Blower		
1986-1985			Belt - Alt.		
Belt - Fan & Alt.	263408	▲9540HD		2234343	②7541
Belt - A.C.	562203	▲9440HD		2235180	7455
6240			8010		
Deutz 3-Cyl. 173 Diesel			Allis-Chalmers 6-Cyl. 301 Diesel		
1992-1985			1989-1986		
Belt - Blower & Alt.	01175765	7612	Belt - Fan & Alt.		
6250			Belt - A.C.		
Deutz 3-Cyl. 173 Diesel			Hose - Upper		
1991-1985			or ●26524		
Belt - Blower & Alt.	01175765	7612	8070		
6260			Allis-Chalmers 6-Cyl. 426 Diesel		
Deutz 3-Cyl. 187 Diesel			1989-1986		
1991-1985			Belt - Fan & Alt.		
Belt - Blower & Alt.	01175765	7612		273193	②TR22664
6260			9130		
Deutz 3-Cyl. 187 Diesel			Deutz 6-Cyl. 374 Diesel		
1991-1985			1992-1989		
Belt - Blower & Alt.	01175765	7612	Belt - Alt.		
			Belt - A.C.		
			▲9480HD		
			▲9390HD		

☞ Cut to Fit.
▲ Standard Belt May Also Be Available.

● Vulco-Flex® Coolant Hose.
② Two Required.

Belts and Coolant Hose for Tractors

Agricultural Equipment

Application	Mfr. No.	Part No.	Application	Mfr. No.	Part No.	
DEUTZ-ALLIS - Continued			DEUTZ-FAHR - Continued			
9150			DX120; DX130			
Deutz 6-Cyl. 374 Diesel			Deutz 6-Cyl. 374 Diesel			
1992-1989			1984-1980			
Belt - A.C.	303535835	♣9380HD	Belt - Blower & Alt.		♣9610HD	
Belt - Alt.	303526658	♣9480HD	Belt - A.C.		♣9350HD	
Belt - Blower & Idler	02235177	Ⓣ7550				
9170; 9190			DX140			
Deutz 6-Cyl. 584 Diesel			Deutz 6-Cyl. 374 Diesel			
1992-1989			1980-1979			
Belt - Alt.; W/33 5/8" Belt O.C.	303526682	Ⓣ7330	Belt - Alt.		7455	
Belt - Alt.; W/34 1/8" Belt O.C.		Ⓣ7335				
Belt - A.C.; W/35 5/8" Belt O.C.	72160695	7350	DX160			
Belt - A.C.; W/36 5/8" Belt O.C.	303527484	♣9360HD	Deutz 6-Cyl. 374 Diesel			
Belt - A.C.; W/36 7/8" Belt O.C.		♣9365HD	1984-1979			
			Belt - Blower & Alt.		♣9610HD	
			Belt - A.C.		♣9350HD	
DEUTZ-FAHR			DRESSER-DRESSTA			
D30-06			TD7E			
Deutz 2-Cyl. 115 Diesel			IH D239 Diesel			
1979-1969			1988-1974			
Belt - Blower & Gen.		7455	Belt - Fan	621770C1	♣9555HD	
D40-06			TD7G			
Deutz 3-Cyl. 173 Diesel			Dresser D240N Diesel			
1978-1969			1994-1987			
Belt - Blower & Alt.		7590	Belt - Fan & Alt.	1240873H1	♣K080560HD	
D45-06			TD8E			
Deutz 3-Cyl. 173 Diesel			IH DT239 Diesel			
1980-1972			1987-1974			
Belt - Blower & Alt.		7590	Belt - Fan	621770C1	♣9555HD	
D62-06			TD8G			
Deutz 4-Cyl. 230 Diesel			Dresser D240T Diesel			
1981-1974			1994-1987			
Belt - Blower & Alt.		7590	Belt - Fan & Alt.; W/56 5/8" Belt O.C. .	1240873H1	♣K080560HD	
D68-06			Belt - Fan & Alt.; W/62 5/8" Belt O.C. .			♣K080620HD
Deutz 4-Cyl. 230 Diesel			TD12			
1980-1974			IH D466B Diesel			
Belt - Blower & Alt.		7590	1994-1981			
D80-06			Belt - Fan & Alt.			1213134H91 ⓉTR22664
Deutz 6-Cyl. 345 Diesel			TD15C			
1979-1972			Dresser D505T Diesel			
Belt - Blower & Alt.		7612	1995-1972			
DX90			Belt - Fan & Alt.			1257770H1 ♣K080610HD
Deutz 5-Cyl. 287 Diesel			IH DT466 Diesel			
1984-1979			1995-1972			
Belt - Blower	2232958	7530	Belt - Alt.; Ser. No. 17399 & Before ...	673481C1	TR22648	
Belt - Blower & Alt.		Ⓣ7612	Belt - Alt.; Ser. No. 17400 & After	1213134H91	ⓉTR22664	
Belt - Alt.	0033566	7480	TD15C Articulated			
Belt - A.C.		♣9350HD	Dresser D505T Diesel			
Belt - Hyd. Pump	0033567	♣9540HD	2001-1972			
DX110			Belt - Fan & Alt.			1257762H1 ♣K080605HD
Deutz 6-Cyl. 345 Diesel			TD15E			
1980-1979			Dresser D505T Diesel			
Belt - Blower & Alt.		Ⓣ7612	1995-1986			
Belt - A.C.		♣9350HD	Belt - Fan & Alt.	1253462H1	♣K080670HD	
			Belt - A.C.	1251357H1	♣9425HD	
			Hose - Upper - Eng. To Pipe; (2 1/4" I.D.)		24436	

♣ Standard Belt May Also Be Available.

Ⓣ Two Required.

Belts and Coolant Hose for Tractors

Application	Mfr. No.	Part No.	Application	Mfr. No.	Part No.
DRESSER-DRESSTA - Continued			FERGUSON		
TD15E - Continued			40		
Dresser D505T Diesel - Continued			Continental 4-Cyl. 134		
1995-1986 - Continued			1956		
Hose - Upper - Pipe To Rad.; (2 1/4" I.D.)		24436	Belt - Fan & Gen.	181523M1	▲9430HD
Hose - Lower - Eng. To Pipe		⊗21473	Hose - Upper; (1 1/2" I.D.)		24224
IH DT466C Diesel			F40		
1995-1986			Continental 4-Cyl. 134		
Belt - Fan & Alt.	1213134H91	⊗TR22664	1957-1956		
TD20E			Belt - Fan & Gen.		
IH DVT800 Diesel			Hose - Upper		
1986-1974			509572M1		
Belt - Fan	673946C91	④TR22752	▲9425HD		
Belt - Alt.; Ser. No. 30277 & Before ...	683723C1	▲9476HD	●25476		
Belt - Alt.; Ser. No. 30278 & After	673029C1	▲9470HD	TE20		
Belt - A.C.		▲9680HD	Continental 4-Cyl. 120		
TD20G			1951-1948		
Cummins LTA10C Diesel			Belt - Fan & Gen.		
1996-1986			TO8620		
Belt - Fan	1246274H1	▲K080605HD	Hose - Upper; (1 1/2" I.D.)		
Belt - Alt.	1246253H1	K050317	24224		
Belt - A.C.		TR24562	⊗20386		
TD25E			Hose - Lower		
IH DT817C Diesel			or ●25476		
1985-1979			TEA20		
Belt - Fan & Alt.; Ser. No. 12007 & Before		TR22517	Standard Motors 23C		
Belt - Fan & Alt.; Ser. No. 12008 & After	326998R1	⊗TR22570	1956-1948		
TD25G			Belt - Fan & Gen.; Ser. No. 132206 & Before		
Cummins KT19C Diesel			825660M1		
2001-1987			TR24407		
Belt - Alt.	1238776H1	K050370	Standard Motors 23C Diesel		
Belt - A.C.		TR22664	1956-1948		
Hose - Upper - Eng. To Pipe; (2 1/2" I.D.)		⊗24440	Belt - Fan & Gen.; Ser. No. 132206 & Before		
Hose - Upper - Pipe To Rad.; (2 1/2" I.D.)		⊗24440	825660M1		
TD40			TR24407		
Cummins KTA1150C Diesel			TO20		
1991-1933			Continental 4-Cyl. 120		
Belt - Alt.	1238776H1	K050370	1951-1947		
Belt - A.C.		TR22664	Belt - Fan & Gen.		
TD40B			TO8620		
Cummins KTA19C Diesel			Hose - Upper; (1 1/2" I.D.)		
1995-1988			24224		
Belt - Alt.	1238776H1	K050370	⊗20386		
Belt - A.C.		TR22664	or ●25476		
EUCLID			TO30		
82-40			Continental 4-Cyl. 129		
Detroit Diesel 8V-71N Diesel			1954-1951		
1968-1966			Belt - Fan & Gen.		
Belt - Fan & Gen.	9177465	⊗BX77	181636M1		
C6-1; C6-2; C6-3; C6-4; C6-5			Hose - Upper; (1 1/2" I.D.)		
Detroit Diesel 6-71 Diesel			24224		
1963-1959			⊗20386		
Belt - Gen.; W/34 1/8" Belt O.C.	2068846	TR22336	or ●25477		
Belt - Gen.; W/44 3/4" Belt O.C.	9174657	TR22443	24218		
FERRARI			TO35		
86			Continental 4-Cyl. 134		
Lamborghini 3-Cyl. 151 Diesel			1957-1954		
1989-1978			Belt - Fan & Gen.		
Belt - Blower		⊗7395	509572M1		

⊗ Cut to Fit.
 ④ Four Required.
 ● Vulco-Flex® Coolant Hose.

⊗ Two Required.
 ▲ Standard Belt May Also Be Available.

Agricultural Equipment

Belts and Coolant Hose for Tractors

Application	Mfr. No.	Part No.	Application	Mfr. No.	Part No.
FERRARI - Continued			FORD - Continued		
94L			445 Industrial		
Lamborghini 2-Cyl. 81 Diesel			Ford 4-Cyl. 183 Diesel		
1982-1981			1985-1980		
Belt - Blower		3V315	Belt - Fan & Alt.		▲9560HD
95			Hose - Upper		≧20065
Lamborghini 2-Cyl. 81 Diesel			501		
1989-1981			Ford 4-Cyl. 134		
Belt - Blower		3V315	1962-1958		
1300			Belt - Fan & Gen.	EAF8577A	▲9415HD
Lamborghini 2-Cyl. 81 Diesel			Belt - P.S.; Ser. No. 89929 & Before ..	310050	▲9470HD
1989-1987			Belt - P.S.; Ser. No. 89930 & After	EAF8577A	▲9415HD
Belt - Blower		3V315	Hose - Upper; (1 1/4" I.D.)		24220
FIAT			Hose - Lower		≧21660
F110; F130			Ford 4-Cyl. 144 Diesel		
Fiat 6-Cyl. 358 Diesel			1962-1958		
1995-1990			Belt - Fan & Gen.	EAF8577A	▲9415HD
Belt - Fan To Alt. & Idler		7475	Belt - P.S.; Ser. No. 89929 & Before ..	310050	▲9470HD
Belt - Fan & Idler		7435	Belt - P.S.; Ser. No. 89930 & After	EAF8577A	▲9415HD
FORD			Hose - Upper; (1 1/4" I.D.)		24220
2N			Hose - Lower		≧21660
Ford 4-Cyl. 120			Ford 3-Cyl. 201 Diesel		
1947-1942			1985-1980		
Belt - Fan & Gen.; Ser. No. 263842 & Before	9N8620B	TR20451	Belt - W.P. & Alt.; W/72A. Alt.	D7NN10C318A	▲9313HD
Belt - Fan & Gen.; Ser. No. 263843 & After	8N8620	TR20412	Belt - Fan & Alt.; W/O 72A. Alt.	D6NN8620A	▲9463HD
8N			Hose - Upper		≧20065
Ford 4-Cyl. 120			555 Industrial		
1952-1947			Ford 3-Cyl. 201		
Belt - Fan & Gen.; Ser. No. 8N263843 & Before	9N8620B	TR20451	1985-1980		
Belt - Fan & Gen.; Ser. No. 8N263844 & After	8N8620	TR20412	Belt - W.P. & Alt.; W/72A. Alt.	D7NN10C318A	▲9313HD
Hose - Upper; (1 1/2" I.D.)		24224	Belt - Fan & Alt.; W/O 72A. Alt.	D6NN8620A	▲9463HD
Hose - Lower; Ser. No. 8N263843 & Before		20065	Hose - Upper		≧20065
Hose - Lower; Ser. No. 8N263844 & After		20166	Ford 3-Cyl. 201 Diesel		
		or ●25476	1985-1980		
9N			Belt - W.P. & Alt.; W/72A. Alt.	D7NN10C318A	▲9313HD
Ford 4-Cyl. 120			Belt - Fan & Alt.; W/O 72A. Alt.	D6NN8620A	▲9463HD
1942-1939			Hose - Upper		≧20065
Belt - Fan & Gen.; Ser. No. 263842 & Before	9N8620B	TR20451	611		
Belt - Fan & Gen.; Ser. No. 263843 & After	8N8620	TR20412	Ford 4-Cyl. 134		
335 Industrial			1962-1957		
Ford 3-Cyl. 175			Belt - Fan & Gen.	EAF8577A	▲9415HD
1980-1975			Belt - P.S.; Ser. No. 89929 & Before ..	310050	▲9470HD
Belt - Fan & Alt.	C9NN10C318A	▲9555HD	Belt - P.S.; Ser. No. 89930 & After	EAF8577A	▲9415HD
Hose - Upper		●25804	Hose - Upper; (1 1/4" I.D.)		24220
420 Industrial			Hose - Lower		≧21660
Ford 4-Cyl. 183 Diesel			Ford 4-Cyl. 134 LPG		
1988-1975			1962-1957		
Belt - Fan & Alt.	C9NN10C318A	▲9555HD	Belt - Fan & Gen.	EAF8577A	▲9415HD
Hose - Upper		≧21794	Belt - P.S.; Ser. No. 89929 & Before ..	310050	▲9470HD
		or ●25474	Belt - P.S.; Ser. No. 89930 & After	EAF8577A	▲9415HD
			Hose - Upper; (1 1/4" I.D.)		24220
			Hose - Lower		≧21660

● Vulco-Flex® Coolant Hose.
≧ Cut to Fit.

▲ Standard Belt May Also Be Available.

Belts and Coolant Hose for Tractors

Application	Mfr. No.	Part No.	Application	Mfr. No.	Part No.
FORD - Continued			FORD - Continued		
620			631 - Continued		
Ford 4-Cyl. 134			Ford 4-Cyl. 134 LPG - Continued		
1957-1954			1962-1959 - Continued		
Belt - Fan & Gen.	EAJ8577A	♣9415HD	Belt - P.S.; Ser. No. 89929 & Before ..	310050	♣9470HD
Belt - P.S.; Ser. No. 89929 & Before ..	310050	♣9470HD	Belt - P.S.; Ser. No. 89930 & After	EAJ8577A	♣9415HD
Belt - P.S.; Ser. No. 89930 & After	EAJ8577A	♣9415HD	Hose - Upper; (1 1/4" I.D.)		24220
Hose - Upper; (1 1/4" I.D.)		24220	Hose - Lower		♣<21660
Hose - Lower		♣<21660	Ford 4-Cyl. 144 Diesel		
Ford 4-Cyl. 134 LPG			1962-1959		
1957-1954			Belt - Fan & Gen. EAJ8577A ♣9415HD		
Belt - Fan & Gen.	EAJ8577A	♣9415HD	Belt - P.S.; Ser. No. 89929 & Before ..	310050	♣9470HD
Belt - P.S.; Ser. No. 89929 & Before ..	310050	♣9470HD	Belt - P.S.; Ser. No. 89930 & After	EAJ8577A	♣9415HD
Belt - P.S.; Ser. No. 89930 & After	EAJ8577A	♣9415HD	Hose - Upper; (1 1/4" I.D.)		24220
Hose - Upper; (1 1/4" I.D.)		24220	Hose - Lower		♣<21660
Hose - Lower		♣<21660	640		
621			Ford 4-Cyl. 134		
Ford 4-Cyl. 134			1957-1954		
1962-1959			Belt - Fan & Gen. EAJ8577A ♣9415HD		
Belt - Fan & Gen.	EAJ8577A	♣9415HD	Belt - P.S.; Ser. No. 89929 & Before ..	310050	♣9470HD
Belt - P.S.; Ser. No. 89929 & Before ..	310050	♣9470HD	Belt - P.S.; Ser. No. 89930 & After	EAJ8577A	♣9415HD
Belt - P.S.; Ser. No. 89930 & After	EAJ8577A	♣9415HD	Hose - Upper; (1 1/4" I.D.)		24220
Hose - Upper; (1 1/4" I.D.)		24220	Hose - Lower		♣<21660
Hose - Lower		♣<21660	Ford 4-Cyl. 134 LPG		
Ford 4-Cyl. 134 LPG			1957-1954		
1962-1959			Belt - Fan & Gen. EAJ8577A ♣9415HD		
Belt - Fan & Gen.	EAJ8577A	♣9415HD	Belt - P.S.; Ser. No. 89929 & Before ..	310050	♣9470HD
Belt - P.S.; Ser. No. 89929 & Before ..	310050	♣9470HD	Belt - P.S.; Ser. No. 89930 & After	EAJ8577A	♣9415HD
Belt - P.S.; Ser. No. 89930 & After	EAJ8577A	♣9415HD	Hose - Upper; (1 1/4" I.D.)		24220
Hose - Upper; (1 1/4" I.D.)		24220	Hose - Lower		♣<21660
Hose - Lower		♣<21660	641		
Ford 4-Cyl. 144 Diesel			Ford 4-Cyl. 134		
1962-1959			1962-1959		
Belt - Fan & Gen.	EAJ8577A	♣9415HD	Belt - Fan & Gen.	EAJ8577A	♣9415HD
Belt - P.S.; Ser. No. 89929 & Before ..	310050	♣9470HD	Belt - P.S.; Ser. No. 89929 & Before ..	310050	♣9470HD
Belt - P.S.; Ser. No. 89930 & After	EAJ8577A	♣9415HD	Belt - P.S.; Ser. No. 89930 & After	EAJ8577A	♣9415HD
Hose - Upper; (1 1/4" I.D.)		24220	Hose - Upper; (1 1/4" I.D.)		24220
Hose - Lower		♣<21660	Hose - Lower		♣<21660
630			Ford 4-Cyl. 134 LPG		
Ford 4-Cyl. 134			1962-1959		
1957-1954			Belt - Fan & Gen. EAJ8577A ♣9415HD		
Belt - Fan & Gen.	EAJ8577A	♣9415HD	Belt - P.S.; Ser. No. 89929 & Before ..	310050	♣9470HD
Belt - P.S.; Ser. No. 89929 & Before ..	310050	♣9470HD	Belt - P.S.; Ser. No. 89930 & After	EAJ8577A	♣9415HD
Belt - P.S.; Ser. No. 89930 & After	EAJ8577A	♣9415HD	Hose - Upper; (1 1/4" I.D.)		24220
Hose - Upper; (1 1/4" I.D.)		24220	Hose - Lower		♣<21660
Hose - Lower		♣<21660	Ford 4-Cyl. 144 Diesel		
Ford 4-Cyl. 134 LPG			1962-1959		
1957-1954			Belt - Fan & Gen. EAJ8577A ♣9415HD		
Belt - Fan & Gen.	EAJ8577A	♣9415HD	Belt - P.S.; Ser. No. 89929 & Before ..	310050	♣9470HD
Belt - P.S.; Ser. No. 89929 & Before ..	310050	♣9470HD	Belt - P.S.; Ser. No. 89930 & After	EAJ8577A	♣9415HD
Belt - P.S.; Ser. No. 89930 & After	EAJ8577A	♣9415HD	Hose - Upper; (1 1/4" I.D.)		24220
Hose - Upper; (1 1/4" I.D.)		24220	Hose - Lower		♣<21660
Hose - Lower		♣<21660	650		
631			Ford 4-Cyl. 134		
Ford 4-Cyl. 134			1957-1954		
1962-1959			Belt - Fan & Alt. D3NN10C318D ♣9555HD		
Belt - Fan & Gen.	EAJ8577A	♣9415HD	Belt - Fan & Gen.	EAJ8577A	♣9415HD
Belt - P.S.; Ser. No. 89929 & Before ..	310050	♣9470HD	Belt - P.S.; Ser. No. 89929 & Before ..	310050	♣9470HD
Belt - P.S.; Ser. No. 89930 & After	EAJ8577A	♣9415HD	Belt - P.S.; Ser. No. 89930 & After	EAJ8577A	♣9415HD
Hose - Upper; (1 1/4" I.D.)		24220	Hose - Upper; (1 1/4" I.D.)		24220
Hose - Lower		♣<21660	Hose - Lower		♣<21660
Ford 4-Cyl. 134 LPG			Ford 4-Cyl. 134 LPG		
1962-1959			1957-1954		
Belt - Fan & Gen.	EAJ8577A	♣9415HD	Belt - Fan & Alt.	D3NN10C318D	♣9555HD
Belt - P.S.; Ser. No. 89929 & Before ..	310050	♣9470HD	Belt - Fan & Gen.	EAJ8577A	♣9415HD
Belt - P.S.; Ser. No. 89930 & After	EAJ8577A	♣9415HD	Belt - P.S.; Ser. No. 89929 & Before ..	310050	♣9470HD
Hose - Upper; (1 1/4" I.D.)		24220	Belt - P.S.; Ser. No. 89930 & After	EAJ8577A	♣9415HD
Hose - Lower		♣<21660	Hose - Upper; (1 1/4" I.D.)		24220
♣ Standard Belt May Also Be Available.			♣< Cut to Fit.		

Belts and Coolant Hose for Tractors

Application	Mfr. No.	Part No.	Application	Mfr. No.	Part No.
FORD - Continued			FORD - Continued		
650 - Continued			661; 671; 681 - Continued		
Ford 4-Cyl. 134 LPG - Continued			Ford 4-Cyl. 144 Diesel - Continued		
1957-1954 - Continued			1962-1957 - Continued		
Belt - P.S.; Ser. No. 89929 & Before ..	310050	♣9470HD	Hose - Upper; (1 1/4" I.D.)		24220
Belt - P.S.; Ser. No. 89930 & After	EAF8577A	♣9415HD	Hose - Lower	♣	21660
Hose - Upper; (1 1/4" I.D.)		24220			
Hose - Lower		♣			
651			740		
Ford 4-Cyl. 134			Ford 4-Cyl. 134		
1962-1957			1957-1954		
Belt - Fan & Gen.	EAF8577A	♣9415HD	Belt - Fan & Gen.	EAF8577A	♣9415HD
Belt - P.S.; Ser. No. 89929 & Before ..	310050	♣9470HD	Belt - P.S.; Ser. No. 89929 & Before ..	310050	♣9470HD
Belt - P.S.; Ser. No. 89930 & After	EAF8577A	♣9415HD	Belt - P.S.; Ser. No. 89930 & After	EAF8577A	♣9415HD
Hose - Upper; (1 1/4" I.D.)		24220	Hose - Upper; (1 1/4" I.D.)		24220
Hose - Lower		♣	Hose - Lower		♣
Ford 4-Cyl. 134 LPG			Ford 4-Cyl. 134 LPG		
1962-1957			1957-1954		
Belt - Fan & Gen.	EAF8577A	♣9415HD	Belt - Fan & Gen.	EAF8577A	♣9415HD
Belt - P.S.; Ser. No. 89929 & Before ..	310050	♣9470HD	Belt - P.S.; Ser. No. 89929 & Before ..	310050	♣9470HD
Belt - P.S.; Ser. No. 89930 & After	EAF8577A	♣9415HD	Belt - P.S.; Ser. No. 89930 & After	EAF8577A	♣9415HD
Hose - Upper; (1 1/4" I.D.)		24220	Hose - Upper; (1 1/4" I.D.)		24220
Hose - Lower		♣	Hose - Lower		♣
Ford 4-Cyl. 144 Diesel			Ford 4-Cyl. 134 LPG		
1962-1957			1957-1954		
Belt - Fan & Gen.	EAF8577A	♣9415HD	Belt - Fan & Gen.	EAF8577A	♣9415HD
Belt - P.S.; Ser. No. 89929 & Before ..	310050	♣9470HD	Belt - P.S.; Ser. No. 89929 & Before ..	310050	♣9470HD
Belt - P.S.; Ser. No. 89930 & After	EAF8577A	♣9415HD	Belt - P.S.; Ser. No. 89930 & After	EAF8577A	♣9415HD
Hose - Upper; (1 1/4" I.D.)		24220	Hose - Upper; (1 1/4" I.D.)		24220
Hose - Lower		♣	Hose - Lower		♣
660			741; 771		
Ford 4-Cyl. 134			Ford 4-Cyl. 134		
1957-1954			1962-1957		
Belt - Fan & Gen.	EAF8577A	♣9415HD	Belt - Fan & Gen.	EAF8577A	♣9415HD
Belt - P.S.; Ser. No. 89929 & Before ..	310050	♣9470HD	Belt - P.S.; Ser. No. 89929 & Before ..	310050	♣9470HD
Belt - P.S.; Ser. No. 89930 & After	EAF8577A	♣9415HD	Belt - P.S.; Ser. No. 89930 & After	EAF8577A	♣9415HD
Hose - Upper; (1 1/4" I.D.)		24220	Hose - Upper; (1 1/4" I.D.)		24220
Hose - Lower		♣	Hose - Lower		♣
Ford 4-Cyl. 134 LPG			Ford 4-Cyl. 144 Diesel		
1957-1954			1962-1957		
Belt - Fan & Gen.	EAF8577A	♣9415HD	Belt - Fan & Gen.	EAF8577A	♣9415HD
Belt - P.S.; Ser. No. 89929 & Before ..	310050	♣9470HD	Belt - P.S.; Ser. No. 89929 & Before ..	310050	♣9470HD
Belt - P.S.; Ser. No. 89930 & After	EAF8577A	♣9415HD	Belt - P.S.; Ser. No. 89930 & After	EAF8577A	♣9415HD
Hose - Upper; (1 1/4" I.D.)		24220	Hose - Upper; (1 1/4" I.D.)		24220
Hose - Lower		♣	Hose - Lower		♣
661; 671; 681			811		
Ford 4-Cyl. 134			Ford 4-Cyl. 172		
1962-1957			1962-1957		
Belt - Fan & Gen.	EAF8577A	♣9415HD	Belt - Fan & Gen.	EAF8577A	♣9415HD
Belt - P.S.; Ser. No. 89929 & Before ..	310050	♣9470HD	Belt - P.S.; Ser. No. 89929 & Before ..	310050	♣9470HD
Belt - P.S.; Ser. No. 89930 & After	EAF8577A	♣9415HD	Belt - P.S.; Ser. No. 89930 & After	EAF8577A	♣9415HD
Hose - Upper; (1 1/4" I.D.)		24220	Hose - Upper; (1 1/4" I.D.)		24220
Hose - Lower		♣	Hose - Lower		♣
Ford 4-Cyl. 134 LPG			Ford 4-Cyl. 172 Diesel		
1962-1957			1962-1957		
Belt - Fan & Gen.	EAF8577A	♣9415HD	Belt - Fan & Gen.	EAF8577A	♣9415HD
Belt - P.S.; Ser. No. 89929 & Before ..	310050	♣9470HD	Belt - P.S.; Ser. No. 89929 & Before ..	310050	♣9470HD
Belt - P.S.; Ser. No. 89930 & After	EAF8577A	♣9415HD	Belt - P.S.; Ser. No. 89930 & After	EAF8577A	♣9415HD
Hose - Upper; (1 1/4" I.D.)		24220	Hose - Upper; (1 1/4" I.D.)		24220
Hose - Lower		♣	Hose - Lower		♣
Ford 4-Cyl. 144 Diesel			Ford 4-Cyl. 172 LPG		
1962-1957			1962-1957		
Belt - Fan & Gen.	EAF8577A	♣9415HD	Belt - Fan & Gen.	EAF8577A	♣9415HD
Belt - P.S.; Ser. No. 89929 & Before ..	310050	♣9470HD	Belt - P.S.; Ser. No. 89929 & Before ..	310050	♣9470HD
Belt - P.S.; Ser. No. 89930 & After	EAF8577A	♣9415HD	Belt - P.S.; Ser. No. 89930 & After	EAF8577A	♣9415HD
Hose - Upper; (1 1/4" I.D.)		24220	Hose - Upper; (1 1/4" I.D.)		24220
Hose - Lower		♣	Hose - Lower		♣

♣ Standard Belt May Also Be Available.

♣ Cut to Fit.

Belts and Coolant Hose for Tractors

Application	Mfr. No.	Part No.	Application	Mfr. No.	Part No.
FORD - Continued			FORD - Continued		
820			841 - Continued		
Ford 4-Cyl. 172			Ford 4-Cyl. 172 Diesel - Continued		
1957-1954			1962-1957 - Continued		
Belt - Fan & Gen.	EAJ8577A	▲9415HD	Belt - P.S.; Ser. No. 89929 & Before ..	310050	▲9470HD
Belt - P.S.; Ser. No. 89929 & Before ..	310050	▲9470HD	Belt - P.S.; Ser. No. 89930 & After	EAJ8577A	▲9415HD
Belt - P.S.; Ser. No. 89930 & After	EAJ8577A	▲9415HD	Hose - Upper; (1 1/4" I.D.)		24220
Hose - Upper; (1 1/4" I.D.)		24220	Hose - Lower		≈<21660
Hose - Lower		≈<21660	Ford 4-Cyl. 172 LPG		
Ford 4-Cyl. 172 LPG			1962-1957		
Belt - Fan & Gen.	EAJ8577A	▲9415HD	Belt - Fan & Gen.	EAJ8577A	▲9415HD
Belt - P.S.; Ser. No. 89929 & Before ..	310050	▲9470HD	Belt - P.S.; Ser. No. 89929 & Before ..	310050	▲9470HD
Belt - P.S.; Ser. No. 89930 & After	EAJ8577A	▲9415HD	Belt - P.S.; Ser. No. 89930 & After	EAJ8577A	▲9415HD
Hose - Upper; (1 1/4" I.D.)		24220	Hose - Upper; (1 1/4" I.D.)		24220
Hose - Lower		≈<21660	Hose - Lower		≈<21660
821			846		
Ford 4-Cyl. 172			Cummins 6-Cyl. 611 Diesel		
1962-1957			1993-1988		
Belt - Fan & Gen.	EAJ8577A	▲9415HD	Belt - Fan	3034944	▲K080545HD
Belt - P.S.; Ser. No. 89929 & Before ..	310050	▲9470HD	Belt - Alt.	3037425	▲K050340HD
Belt - P.S.; Ser. No. 89930 & After	EAJ8577A	▲9415HD	Belt - A.C.; W/38 7/8" Belt O.C.	00092756	②▲9385HD
Hose - Upper; (1 1/4" I.D.)		24220	Belt - A.C.; W/40" Belt O.C.	13C1025	②A38
Hose - Lower		≈<21660	850		
Ford 4-Cyl. 172 Diesel			Ford 4-Cyl. 172		
1962-1957			1957-1954		
Belt - Fan & Gen.	EAJ8577A	▲9415HD	Belt - Fan & Gen.	EAJ8577A	▲9415HD
Belt - P.S.; Ser. No. 89929 & Before ..	310050	▲9470HD	Belt - P.S.; Ser. No. 89929 & Before ..	310050	▲9470HD
Belt - P.S.; Ser. No. 89930 & After	EAJ8577A	▲9415HD	Belt - P.S.; Ser. No. 89930 & After	EAJ8577A	▲9415HD
Hose - Upper; (1 1/4" I.D.)		24220	Hose - Upper; (1 1/4" I.D.)		24220
Hose - Lower		≈<21660	Hose - Lower		≈<21660
Ford 4-Cyl. 172 LPG			Ford 4-Cyl. 172 LPG		
1962-1957			1957-1954		
Belt - Fan & Gen.	EAJ8577A	▲9415HD	Belt - Fan & Gen.	EAJ8577A	▲9415HD
Belt - P.S.; Ser. No. 89929 & Before ..	310050	▲9470HD	Belt - P.S.; Ser. No. 89929 & Before ..	310050	▲9470HD
Belt - P.S.; Ser. No. 89930 & After	EAJ8577A	▲9415HD	Belt - P.S.; Ser. No. 89930 & After	EAJ8577A	▲9415HD
Hose - Upper; (1 1/4" I.D.)		24220	Hose - Upper; (1 1/4" I.D.)		24220
Hose - Lower		≈<21660	Hose - Lower		≈<21660
840			851		
Ford 4-Cyl. 172			Ford 4-Cyl. 172		
1957-1954			1962-1957		
Belt - Fan & Gen.	EAJ8577A	▲9415HD	Belt - Fan & Gen.	EAJ8577A	▲9415HD
Belt - P.S.; Ser. No. 89929 & Before ..	310050	▲9470HD	Belt - P.S.; Ser. No. 89929 & Before ..	310050	▲9470HD
Belt - P.S.; Ser. No. 89930 & After	EAJ8577A	▲9415HD	Belt - P.S.; Ser. No. 89930 & After	EAJ8577A	▲9415HD
Hose - Upper; (1 1/4" I.D.)		24220	Hose - Upper; (1 1/4" I.D.)		24220
Hose - Lower		≈<21660	Hose - Lower		≈<21660
Ford 4-Cyl. 172 LPG			Ford 4-Cyl. 172 Diesel		
1957-1954			1962-1957		
Belt - Fan & Gen.	EAJ8577A	▲9415HD	Belt - Fan & Gen.	EAJ8577A	▲9415HD
Belt - P.S.; Ser. No. 89929 & Before ..	310050	▲9470HD	Belt - P.S.; Ser. No. 89929 & Before ..	310050	▲9470HD
Belt - P.S.; Ser. No. 89930 & After	EAJ8577A	▲9415HD	Belt - P.S.; Ser. No. 89930 & After	EAJ8577A	▲9415HD
Hose - Upper; (1 1/4" I.D.)		24220	Hose - Upper; (1 1/4" I.D.)		24220
Hose - Lower		≈<21660	Hose - Lower		≈<21660
841			Ford 4-Cyl. 172 LPG		
Ford 4-Cyl. 172			1962-1957		
1962-1957			1962-1957		
Belt - Fan & Gen.	EAJ8577A	▲9415HD	Belt - Fan & Gen.	EAJ8577A	▲9415HD
Belt - P.S.; Ser. No. 89929 & Before ..	310050	▲9470HD	Belt - P.S.; Ser. No. 89929 & Before ..	310050	▲9470HD
Belt - P.S.; Ser. No. 89930 & After	EAJ8577A	▲9415HD	Belt - P.S.; Ser. No. 89930 & After	EAJ8577A	▲9415HD
Hose - Upper; (1 1/4" I.D.)		24220	Hose - Upper; (1 1/4" I.D.)		24220
Hose - Lower		≈<21660	Hose - Lower		≈<21660
Ford 4-Cyl. 172 Diesel			856		
1962-1957			Cummins 6-Cyl. 611 Diesel		
Belt - Fan & Gen.	EAJ8577A	▲9415HD	1991-1988		

▲ Standard Belt May Also Be Available.
 ② Two Required.

≈< Cut to Fit.

Belts and Coolant Hose for Tractors

Application	Mfr. No.	Part No.	Application	Mfr. No.	Part No.
FORD - Continued			FORD - Continued		
856 - Continued			881; 941 - Continued		
Cummins 6-Cyl. 611 Diesel - Continued			Ford 4-Cyl. 172 Diesel		
1991-1988 - Continued			1962-1957		
Belt - A.C.; W/38 7/8" Belt O.C.	00092756	②▲9385HD	Belt - Fan & Gen.	EAF8577A	▲9415HD
Belt - A.C.; W/40" Belt O.C.	13C1025	②A38	Belt - P.S.; Ser. No. 89929 & Before ..	310050	▲9470HD
860			Belt - P.S.; Ser. No. 89930 & After	EAF8577A	▲9415HD
Ford 4-Cyl. 172			Hose - Upper; (1 1/4" I.D.)		24220
1957-1954			Hose - Lower		✂-21660
Belt - Fan & Gen.	EAF8577A	▲9415HD	Ford 4-Cyl. 172 LPG		
Belt - P.S.; Ser. No. 89929 & Before ..	310050	▲9470HD	1962-1957		
Belt - P.S.; Ser. No. 89930 & After	EAF8577A	▲9415HD	Belt - Fan & Gen.	EAF8577A	▲9415HD
Hose - Upper; (1 1/4" I.D.)		24220	Belt - P.S.; Ser. No. 89929 & Before ..	310050	▲9470HD
Hose - Lower		✂-21660	Belt - P.S.; Ser. No. 89930 & After	EAF8577A	▲9415HD
Ford 4-Cyl. 172 LPG			Hose - Upper; (1 1/4" I.D.)		24220
1957-1954			Hose - Lower		✂-21660
Belt - Fan & Gen.	EAF8577A	▲9415HD	946		
Belt - P.S.; Ser. No. 89929 & Before ..	310050	▲9470HD	Cummins 6-Cyl. 855 Diesel		
Belt - P.S.; Ser. No. 89930 & After	EAF8577A	▲9415HD	1993-1987		
Hose - Upper; (1 1/4" I.D.)		24220	Belt - Fan	178707	②TR28437
Hose - Lower		✂-21660	Belt - W.P.	217638	▲K060435HD
861; 871			Belt - Alt.		▲9463HD
Ford 4-Cyl. 172			Belt - A.C.		②▲9430HD
1962-1957			Hose - Upper		●26524
Belt - Fan & Gen.	EAF8577A	▲9415HD	Hose - Lower - Eng. To Pipe; (2 1/2" I.D.)		24440
Belt - P.S.; Ser. No. 89929 & Before ..	310050	▲9470HD	Hose - Lower - Pipe To Rad.; (2 1/2" I.D.)		24440
Belt - P.S.; Ser. No. 89930 & After	EAF8577A	▲9415HD	950		
Hose - Upper; (1 1/4" I.D.)		24220	Ford 4-Cyl. 172		
Hose - Lower		✂-21660	1957-1954		
Ford 4-Cyl. 172 Diesel			Belt - Fan & Gen.	EAF8577A	▲9415HD
1962-1957			Belt - P.S.; Ser. No. 89929 & Before ..	310050	▲9470HD
Belt - Fan & Gen.	EAF8577A	▲9415HD	Belt - P.S.; Ser. No. 89930 & After	EAF8577A	▲9415HD
Belt - P.S.; Ser. No. 89929 & Before ..	310050	▲9470HD	Hose - Upper; (1 1/4" I.D.)		24220
Belt - P.S.; Ser. No. 89930 & After	EAF8577A	▲9415HD	Hose - Lower		✂-21660
Hose - Upper; (1 1/4" I.D.)		24220	Ford 4-Cyl. 172 LPG		
Hose - Lower		✂-21660	1957-1954		
Ford 4-Cyl. 172 LPG			Belt - Fan & Gen.	EAF8577A	▲9415HD
1962-1957			Belt - P.S.; Ser. No. 89929 & Before ..	310050	▲9470HD
Belt - Fan & Gen.	EAF8577A	▲9415HD	Belt - P.S.; Ser. No. 89930 & After	EAF8577A	▲9415HD
Belt - P.S.; Ser. No. 89929 & Before ..	310050	▲9470HD	Hose - Upper; (1 1/4" I.D.)		24220
Belt - P.S.; Ser. No. 89930 & After	EAF8577A	▲9415HD	Hose - Lower		✂-21660
Hose - Upper; (1 1/4" I.D.)		24220	951		
Hose - Lower		✂-21660	Ford 4-Cyl. 172		
876			1962-1957		
Cummins 6-Cyl. 611 Diesel			Belt - Fan & Gen.	EAF8577A	▲9415HD
1991-1988			Belt - P.S.; Ser. No. 89929 & Before ..	310050	▲9470HD
Belt - Fan	3034944	▲K080545HD	Belt - P.S.; Ser. No. 89930 & After	EAF8577A	▲9415HD
Belt - Alt.	3037425	▲K050340HD	Hose - Upper; (1 1/4" I.D.)		24220
Belt - A.C.; W/38 7/8" Belt O.C.	00092756	②▲9385HD	Hose - Lower		✂-21660
Belt - A.C.; W/40" Belt O.C.	13C1025	②A38	Ford 4-Cyl. 172 Diesel		
Hose - Upper - Eng. To Pipe; (2 1/4" I.D.)		24436	1962-1957		
Hose - Upper - Pipe To Rad.; (2 1/4" I.D.)		24436	Belt - Fan & Gen.	EAF8577A	▲9415HD
Hose - Lower - Eng. To Pipe; (2 1/2" I.D.)		24440	Belt - P.S.; Ser. No. 89929 & Before ..	310050	▲9470HD
Hose - Lower - Pipe To Rad.; (2 1/2" I.D.)		24440	Belt - P.S.; Ser. No. 89930 & After	EAF8577A	▲9415HD
Hose - By Pass; (1 5/8" I.D.)		24226	Hose - Upper; (1 1/4" I.D.)		24220
881; 941			Hose - Lower		✂-21660
Ford 4-Cyl. 172			Ford 4-Cyl. 172 LPG		
1962-1957			1962-1957		
Belt - Fan & Gen.	EAF8577A	▲9415HD	Belt - Fan & Gen.	EAF8577A	▲9415HD
Belt - P.S.; Ser. No. 89929 & Before ..	310050	▲9470HD	Belt - P.S.; Ser. No. 89929 & Before ..	310050	▲9470HD
Belt - P.S.; Ser. No. 89930 & After	EAF8577A	▲9415HD	Belt - P.S.; Ser. No. 89930 & After	EAF8577A	▲9415HD
Hose - Upper; (1 1/4" I.D.)		24220	Hose - Upper; (1 1/4" I.D.)		24220
Hose - Lower		✂-21660	Hose - Lower		✂-21660

② Two Required.
✂ Cut to Fit.

▲ Standard Belt May Also Be Available.
● Vulco-Flex® Coolant Hose.

Belts and Coolant Hose for Tractors

Application	Mfr. No.	Part No.	Application	Mfr. No.	Part No.
FORD - Continued			FORD - Continued		
960			1210		
Ford 4-Cyl. 172			Shibaura 3-Cyl. 54 Diesel		
1957-1954			1989-1983		
Belt - Fan & Gen.	EAJ8577A	▲9415HD	Belt - Fan & Alt.		7315
Belt - P.S.; Ser. No. 89929 & Before ..	310050	▲9470HD			
Belt - P.S.; Ser. No. 89930 & After	EAJ8577A	▲9415HD			
Hose - Upper; (1 1/4" I.D.)		24220			
Hose - Lower		☞21660			
Ford 4-Cyl. 172 LPG			1300		
1957-1954			Shibaura 2-Cyl. 49 Diesel		
Belt - Fan & Gen.	EAJ8577A	▲9415HD	1982-1979		
Belt - P.S.; Ser. No. 89929 & Before ..	310050	▲9470HD	Belt - Fan & Alt.		7325
Belt - P.S.; Ser. No. 89930 & After	EAJ8577A	▲9415HD	Hose - Lower		☞20065
Hose - Upper; (1 1/4" I.D.)		24220			
Hose - Lower		☞21660			
961; 971; 981			1500		
Ford 4-Cyl. 172			Shibaura 2-Cyl. 61 Diesel		
1962-1957			1983-1979		
Belt - Fan & Gen.	EAJ8577A	▲9415HD	Belt - Fan & Alt.; W/35 1/8" Belt O.C.		7350
Belt - P.S.; Ser. No. 89929 & Before ..	310050	▲9470HD	Belt - Fan & Alt.; W/44 1/4" Belt O.C.		▲9440HD
Belt - P.S.; Ser. No. 89930 & After	EAJ8577A	▲9415HD	Hose - Upper		☞21794
Hose - Upper; (1 1/4" I.D.)		24220			or ●25474
Hose - Lower		☞21660			
Ford 4-Cyl. 172 Diesel			Shibaura 2-Cyl. 69 Diesel		
1962-1957			1983-1979		
Belt - Fan & Gen.	EAJ8577A	▲9415HD	Belt - Fan & Alt.; W/35 1/8" Belt O.C.		7350
Belt - P.S.; Ser. No. 89929 & Before ..	310050	▲9470HD	Belt - Fan & Alt.; W/44 1/4" Belt O.C.		▲9440HD
Belt - P.S.; Ser. No. 89930 & After	EAJ8577A	▲9415HD	Hose - Upper		☞21794
Hose - Upper; (1 1/4" I.D.)		24220			or ●25474
Hose - Lower		☞21660			
Ford 4-Cyl. 172 LPG			1600		
1962-1957			Shibaura 2-Cyl. 78 Diesel		
Belt - Fan & Gen.	EAJ8577A	▲9415HD	1979-1976		
Belt - P.S.; Ser. No. 89929 & Before ..	310050	▲9470HD	Belt - Fan & Alt.; W/35 1/8" Belt O.C.		7350
Belt - P.S.; Ser. No. 89930 & After	EAJ8577A	▲9415HD	Belt - Fan & Alt.; W/44 1/4" Belt O.C.		▲9440HD
Hose - Upper; (1 1/4" I.D.)		24220			
Hose - Lower		☞21660			
Ford 4-Cyl. 172 Diesel			1700		
1962-1957			Shibaura 2-Cyl. 78 Diesel		
Belt - Fan & Gen.	EAJ8577A	▲9415HD	1983-1979		
Belt - P.S.; Ser. No. 89929 & Before ..	310050	▲9470HD	Belt - Fan & Alt.; W/35 1/8" Belt O.C.		7350
Belt - P.S.; Ser. No. 89930 & After	EAJ8577A	▲9415HD	Belt - Fan & Alt.; W/44 1/4" Belt O.C.		▲9440HD
Hose - Upper; (1 1/4" I.D.)		24220	Hose - Upper		☞21794
Hose - Lower		☞21660			or ●25476
Ford 4-Cyl. 172 LPG					☞20168
1962-1957					or ●25476
Belt - Fan & Gen.	EAJ8577A	▲9415HD			
Belt - P.S.; Ser. No. 89929 & Before ..	310050	▲9470HD			
Belt - P.S.; Ser. No. 89930 & After	EAJ8577A	▲9415HD			
Hose - Upper; (1 1/4" I.D.)		24220			
Hose - Lower		☞21660			
1000			1710		
Shibaura 2-Cyl. 78 Diesel			Shibaura 3-Cyl. 85 Diesel		
1978-1973			1986-1983		
Belt - Fan & Alt.		▲9440HD	Belt - Fan & Alt.		7350
Hose - Upper		●25252	Hose - Upper		20661
					or ●25251
			Hose - Lower		●25252
1100			1900		
Shibaura 2-Cyl. 43 Diesel			Shibaura 3-Cyl. 87 Diesel		
1983			1983-1979		
Belt - Fan & Alt.	9845513	7320	Belt - Fan & Alt.	SBA080220043	A43
Hose - Lower		☞20065			
1982-1979					
Belt - Fan & Alt.		7325			
Hose - Lower		☞20065			
1110			2000		
Shibaura 2-Cyl. 43 Diesel			Ford 3-Cyl. 158		
1989-1984			1975-1962		
Belt - Fan & Alt.	9845513	7320	Belt - Fan & Alt./Gen.		▲9550HD
			Belt - P.S.	EAJ8577A	▲9415HD
			Hose - Upper		●25480
			Hose - Lower		●26502
1200			Ford 3-Cyl. 158 Diesel		
Shibaura 2-Cyl. 49 Diesel			1975-1962		
1983-1980			Belt - Fan & Alt./Gen.		
Belt - Fan & Alt.		7325			▲9550HD
			Belt - P.S.	EAJ8577A	▲9415HD
			Hose - Upper		☞21794

▲ Standard Belt May Also Be Available.
● Vulco-Flex® Coolant Hose.

☞ Cut to Fit.

Agricultural Equipment

Belts and Coolant Hose for Tractors

Application	Mfr. No.	Part No.	Application	Mfr. No.	Part No.
FORD - Continued			FORD - Continued		
2000 - Continued			3100		
Ford 3-Cyl. 158 Diesel - Continued			Ford 3-Cyl. 158		
1975-1962 - Continued			1975-1966		
Hose - Upper		●25480	Belt - Fan & Alt./Gen.		▲9550HD
Hose - Lower		●26502	Belt - P.S.	EAF8577A	▲9415HD
2100			Hose - Upper		●25480
Ford 3-Cyl. 158			Hose - Lower		●26502
1975-1967			Ford 3-Cyl. 175 Diesel		
Belt - Fan & Alt./Gen.		▲9550HD	1975-1966		
Belt - P.S.	EAF8577A	▲9415HD	Belt - Fan & Alt./Gen.		▲9550HD
Hose - Upper		●25480	Belt - P.S.	EAF8577A	▲9415HD
Hose - Lower		●26502	Hose - Upper		⊗21794
Ford 3-Cyl. 158 Diesel				or	●25480
1975-1967			Hose - Lower		●26502
Belt - Fan & Alt./Gen.		▲9550HD	3300; 3310		
Belt - P.S.	EAF8577A	▲9415HD	Ford 3-Cyl. 175 Diesel		
Hose - Upper		⊗21794	1975-1968		
	or	●25480	Belt - Fan & Alt./Gen.		▲9550HD
Hose - Lower		●26502	Belt - P.S.	EAF8577A	▲9415HD
2310			3330		
Ford 3-Cyl. 158 Diesel			Ford 3-Cyl. 158		
1985-1982			1975-1968		
Belt - Fan	D3NN10C318D	▲9550HD	Belt - Fan & Alt./Gen.		▲9550HD
2600			Belt - P.S.	EAF8577A	▲9415HD
Ford 3-Cyl. 158			Hose - Upper		●25480
1981-1977			Hose - Lower		●26502
Belt - Alt.	9604339	▲9550HD	Ford 3-Cyl. 175 Diesel		
Belt - A.C.	86514609	▲9350HD	1975-1968		
Belt - Fan; W/A.C.	86518903	9270	Belt - Fan & Alt./Gen.		▲9550HD
Ford 3-Cyl. 158 Diesel			Belt - P.S.	EAF8577A	▲9415HD
1981-1977			Hose - Upper		⊗21794
Belt - Alt.	9604339	▲9550HD		or	●25480
Belt - A.C.	86514609	▲9350HD	Hose - Lower		●26502
Belt - Fan; W/A.C.	86518903	9270	3400		
1976			Ford 3-Cyl. 175		
Belt - Alt.	9604339	▲9550HD	1975-1965		
2610			Belt - Fan & Alt.; W/55 1/4" Belt O.C.		▲9550HD
Ford 3-Cyl. 158			Belt - Fan & Alt.; W/56 1/4" Belt O.C.		▲9560HD
1983-1982			Belt - W.P. & Alt.	D5NN10C318A	▲9325HD
Belt - Fan	D3NN10C318D	▲9550HD	Hose - Upper		⊗21794
Ford 3-Cyl. 175 Diesel				or	●25480
1983-1982			Hose - Lower		●26502
Belt - Fan	D3NN10C318D	▲9550HD	3550 Industrial		
3000			Ford 3-Cyl. 183 Diesel		
Ford 3-Cyl. 158			1978-1973		
1976-1965			Hose - Upper		⊗20065
Belt - Fan & Alt./Gen.		▲9550HD		or	●25526
Belt - P.S.	EAF8577A	▲9415HD	3600		
Hose - Upper		●25480	Ford 3-Cyl. 175		
Hose - Lower		●26502	1981-1975		
Ford 3-Cyl. 175 Diesel			Belt - Fan & Alt.; W/55 1/4" Belt O.C.		▲9550HD
1976-1965			Belt - Fan & Alt.; W/56 1/4" Belt O.C.		▲9560HD
Belt - Fan & Alt./Gen.		▲9550HD	Belt - W.P. & Alt.	D5NN10C318A	▲9325HD
Belt - P.S.	EAF8577A	▲9415HD	Ford 3-Cyl. 175 Diesel		
Hose - Upper		⊗21794	1981-1975		
	or	●25480	Belt - Fan & Alt.; W/55 1/4" Belt O.C.		▲9550HD
Hose - Lower		●26502	Belt - Fan & Alt.; W/56 1/4" Belt O.C.		▲9560HD
Ford 3-Cyl. 175 Diesel			Belt - W.P. & Alt.	D5NN10C318A	▲9325HD
1976-1965			1981-1975		
Belt - Fan & Alt./Gen.		▲9550HD	Belt - Fan & Alt.; W/55 1/4" Belt O.C.		▲9550HD
Belt - P.S.	EAF8577A	▲9415HD	Belt - Fan & Alt.; W/56 1/4" Belt O.C.		▲9560HD
Hose - Upper		⊗21794	Belt - W.P. & Alt.	D5NN10C318A	▲9325HD
	or	●25480	Ford 3-Cyl. 175 Diesel		
Hose - Lower		●26502	1981-1975		
Ford 3-Cyl. 175 Diesel			Belt - Fan & Alt.; W/55 1/4" Belt O.C.		▲9550HD
1976-1965			Belt - Fan & Alt.; W/56 1/4" Belt O.C.		▲9560HD
Belt - Fan & Alt./Gen.		▲9550HD	Belt - W.P. & Alt.	D5NN10C318A	▲9325HD
Belt - P.S.	EAF8577A	▲9415HD	Ford 3-Cyl. 175 Diesel		
Hose - Upper		⊗21794	1981-1975		
	or	●25480	Belt - Fan & Alt.; W/55 1/4" Belt O.C.		▲9550HD
Hose - Lower		●26502	Belt - Fan & Alt.; W/56 1/4" Belt O.C.		▲9560HD
Ford 3-Cyl. 175 Diesel			Belt - W.P. & Alt.	D5NN10C318A	▲9325HD
1976-1965			1981-1975		
Belt - Fan & Alt./Gen.		▲9550HD	Belt - Fan & Alt.; W/55 1/4" Belt O.C.		▲9550HD
Belt - P.S.	EAF8577A	▲9415HD	Belt - Fan & Alt.; W/56 1/4" Belt O.C.		▲9560HD
Hose - Upper		⊗21794	Belt - W.P. & Alt.	D5NN10C318A	▲9325HD
	or	●25480	Ford 3-Cyl. 175 Diesel		
Hose - Lower		●26502	1981-1975		

● Vulco-Flex® Coolant Hose.
⊗ Cut to Fit.

▲ Standard Belt May Also Be Available.

Belts and Coolant Hose for Tractors

Application	Mfr. No.	Part No.	Application	Mfr. No.	Part No.
FORD - Continued			FORD - Continued		
3610			4400 Industrial - Continued		
Ford 3-Cyl. 175			Ford 3-Cyl. 201 Diesel		
1983-1982			1974-1968		
Belt - Fan & Alt.; W/55 1/4" Belt O.C.		▲9550HD	Hose - Upper	≈<20065	
Belt - Fan & Alt.; W/56 1/4" Belt O.C.		▲9560HD		or	●25526
Belt - W.P. & Alt. D5NN10C318A		▲9325HD			
Ford 3-Cyl. 192 Diesel			4500 Industrial		
1983-1982			Ford 3-Cyl. 201 Diesel		
Belt - Fan & Alt.; W/55 1/4" Belt O.C.		▲9550HD	1973-1967		
Belt - Fan & Alt.; W/56 1/4" Belt O.C.		▲9560HD	Belt - Fan & Alt.; W/55 1/4" Belt O.C.		▲9550HD
Belt - W.P. & Alt. D5NN10C318A		▲9325HD	Belt - Fan & Alt.; W/56 1/4" Belt O.C.		▲9560HD
Hose - Upper		≈<21794	Belt - W.P. & Alt. D5NN10C318A		▲9325HD
	or	●25476	Hose - Upper		≈<20065
				or	●25473
			Hose - Lower		●26502
4000			4600		
Ford 3-Cyl. 201			Ford 3-Cyl. 192		
1975-1965			1981-1975		
Belt - Fan & Alt./Gen.		▲9550HD	Belt - Fan & Alt.; W/55 1/4" Belt O.C.		▲9550HD
Belt - P.S. EAF8577A		▲9415HD	Belt - Fan & Alt.; W/56 1/4" Belt O.C.		▲9560HD
Hose - Upper		●25478	Belt - W.P. & Alt. D5NN10C318A		▲9325HD
Hose - Lower		20229			
	or	●26502	Ford 3-Cyl. 201 Diesel		
Ford 3-Cyl. 201 Diesel			1981-1975		
1975-1965			Belt - Fan & Alt.; W/55 1/4" Belt O.C.		
Belt - Fan & Alt./Gen.		▲9550HD			▲9550HD
Belt - P.S. EAF8577A		▲9415HD	Belt - Fan & Alt.; W/56 1/4" Belt O.C.		▲9560HD
Hose - Upper		≈<20065	Belt - W.P. & Alt. D5NN10C318A		▲9325HD
	or	●25473			
4100			4600SU		
Ford 3-Cyl. 183			Ford 3-Cyl. 201		
1981-1976			1981-1976		
Belt - Fan & Alt.; W/55 1/4" Belt O.C.		▲9550HD	Belt - Fan & Alt.; W/55 1/4" Belt O.C.		▲9550HD
Belt - Fan & Alt.; W/56 1/4" Belt O.C.		▲9560HD	Belt - Fan & Alt.; W/56 1/4" Belt O.C.		▲9560HD
Belt - W.P. & Alt. D5NN10C318A		▲9325HD	Belt - W.P. & Alt. D5NN10C318A		▲9325HD
Hose - Upper		≈<21794			
	or	●25474	Ford 3-Cyl. 201 Diesel		
Ford 3-Cyl. 183 Diesel			1981-1976		
1981-1976			Belt - Fan & Alt.; W/55 1/4" Belt O.C.		
Belt - Fan & Alt.; W/55 1/4" Belt O.C.		▲9550HD			▲9550HD
Belt - Fan & Alt.; W/56 1/4" Belt O.C.		▲9560HD	Belt - Fan & Alt.; W/56 1/4" Belt O.C.		▲9560HD
Belt - W.P. & Alt. D5NN10C318A		▲9325HD	Belt - W.P. & Alt. D5NN10C318A		▲9325HD
Hose - Upper		≈<21794			
	or	●25474	4830		
4330; 4340			Ford 3-Cyl. 256 Diesel		
Ford 3-Cyl. 201 Diesel			1993-1989		
1975-1968			Belt - Fan & Alt. F7NN20C318BA		
Belt - Fan & Alt./Gen.		▲9550HD			▲9560HD
Belt - P.S. EAF8577A		▲9415HD	Hose - Upper		≈<21794
Hose - Upper		≈<20065			
	or	●25473	5000		
4400			Ford 4-Cyl. 233		
Ford 3-Cyl. 192			1967-1962		
1974-1968			Belt - Fan & Alt./Gen.		
Belt - Fan & Alt.; W/55 1/4" Belt O.C.		▲9550HD			▲9550HD
Belt - Fan & Alt.; W/56 1/4" Belt O.C.		▲9560HD	Belt - P.S. EAF8577A		▲9415HD
Belt - W.P. & Alt. D5NN10C318A		▲9325HD	Hose - Upper		●25480
4400 Industrial			Ford 4-Cyl. 233 Diesel		
Ford 3-Cyl. 192			1967-1962		
1974-1968			Belt - Fan & Alt./Gen.		
Hose - Upper		●25804			▲9550HD
			Belt - P.S. EAF8577A		▲9415HD
			Hose - Upper		≈<21794
				or	●25480
4400 Industrial			Ford 4-Cyl. 256		
Ford 3-Cyl. 192			1975-1968		
1974-1968			Belt - Fan & Alt./Gen.		
Hose - Upper		●25804			▲9550HD
			Belt - P.S. EAF8577A		▲9415HD
			Hose - Upper		●25480
4400 Industrial			Ford 4-Cyl. 256 Diesel		
Ford 3-Cyl. 192			1975-1968		
1974-1968			Belt - Fan & Alt./Gen.		
Hose - Upper		●25804			▲9550HD

▲ Standard Belt May Also Be Available.
● Vulco-Flex® Coolant Hose.

≈< Cut to Fit.

Belts and Coolant Hose for Tractors

Application	Mfr. No.	Part No.	Application	Mfr. No.	Part No.
FORD - Continued			FORD - Continued		
5000 - Continued			6700		
Ford 4-Cyl. 256 Diesel - Continued			Ford 4-Cyl. 255 Diesel		
1975-1968 - Continued			1981-1977		
Belt - P.S.	EAJ8577A	▲9415HD	Belt - A.C.	C9NN10C318B	▲9545HD
Hose - Upper		✂21794	Belt - Alt.	9604339	▲9550HD
	or	●25480	Belt - Fan; W/A.C.	86518903	9270
5100			6700 EC2		
Ford 4-Cyl. 256			Ford 4-Cyl. 255 Diesel		
1976-1965			1982-1977		
Belt - Fan & Alt./Gen.		▲9550HD	Belt - Fan & Alt.	C9NN8620A	▲9555HD
Belt - P.S.	EAJ8577A	▲9415HD	Belt - Fan	D5NN8620A	▲9463HD
Hose - Upper		✂20065			
	or	●25526			
Hose - Lower		●26502			
5600			6710 EC3		
Ford 4-Cyl. 233 Diesel			Ford 4-Cyl. 268 Diesel		
1981-1975			1981-1977		
Belt - Fan & Alt.; W/55 1/4" Belt O.C.		▲9550HD	Belt - Fan	D6NN8620A	▲9463HD
Belt - Fan & Alt.; W/56 1/4" Belt O.C.		▲9560HD	Belt - Fan To Alt.	D5NN10C318C	▲9305HD
Belt - W.P. & Alt.	D5NN10C318A	▲9325HD	Belt - Alt.	D5NN10C318A	▲9325HD
Hose - Upper		✂21794	Belt - A.C.	C9NN10C318B	▲9555HD
	or	●25474	Hose - Upper		✂21794
				or	●25480
6000			7000		
Ford 6-Cyl. 223			Ford 4-Cyl. 256 Diesel		
1967-1961			1975-1971		
Belt - Fan	CONN8A602B	7340	Belt - Fan & Alt./Gen.	C9NN10C318A	▲9555HD
Belt - W.P. & Gen.	CONN8620B	②7380	Hose - Upper		✂21794
Hose - Upper		●25480		or	●25480
Hose - Lower; (1 3/4" I.D.)		24228			
Ford 6-Cyl. 242 Diesel			7100		
1967-1961			Ford 4-Cyl. 256 Diesel		
Belt - Fan	CONN8A602B	7340	1975-1973		
Belt - W.P. & Gen.	CONN8620B	②7380	Belt - Fan & Alt./Gen.	C9NN10C318A	▲9555HD
Hose - Upper		●25480	Hose - Upper		✂20065
Hose - Lower; (1 3/4" I.D.)		24228		or	●25526
6100			7200		
Ford 6-Cyl. 223			Ford 4-Cyl. 256 Diesel		
1967-1963			1975-1973		
Belt - Fan	CONN8A602B	7340	Belt - Fan & Alt./Gen.	C9NN10C318A	▲9555HD
Belt - W.P. & Gen.	CONN8620B	②7380	Hose - Upper		✂21794
Hose - Upper		●25480		or	●25480
Hose - Lower; (1 3/4" I.D.)		24228			
Ford 6-Cyl. 242 Diesel			7400 FC1		
1967-1963			Ford 4-Cyl. 256 Diesel		
Belt - Fan	CONN8A602B	7340	1976-1975		
Belt - W.P. & Gen.	CONN8620B	②7380	Belt - Fan & Alt./Gen.	C9NN10C318A	▲9555HD
Hose - Upper		●25480	Hose - Upper		✂21794
Hose - Lower; (1 3/4" I.D.)		24228		or	●25480
6600			7600		
Ford 4-Cyl. 256			Ford 4-Cyl. 255 Diesel		
1981-1975			1981-1975		
Belt - Fan & Alt.; W/55 1/4" Belt O.C.		▲9550HD	Belt - Fan & Alt.; W/55 1/4" Belt O.C.		▲9550HD
Belt - Fan & Alt.; W/56 1/4" Belt O.C.		▲9560HD	Belt - Fan & Alt.; W/56 1/4" Belt O.C.		▲9560HD
Belt - W.P. & Alt.	D5NN10C318A	▲9325HD	Belt - W.P. & Alt.	D5NN10C318A	▲9325HD
Hose - Upper		✂21794	Hose - Upper		●25480
	or	●25474			
Ford 4-Cyl. 256 Diesel			Ford 4-Cyl. 268 Diesel		
1981-1975			1981-1975		
Belt - Fan & Alt.		▲9550HD	Belt - Fan & Alt.; W/55 1/4" Belt O.C.		▲9550HD
Hose - Upper		●25480	Belt - Fan & Alt.; W/56 1/4" Belt O.C.		▲9560HD
			Belt - W.P. & Alt.	D5NN10C318A	▲9325HD
			Hose - Upper		●25480

▲ Standard Belt May Also Be Available.
● Vulco-Flex® Coolant Hose.

✂ Cut to Fit.
② Two Required.

Belts and Coolant Hose for Tractors

Application	Mfr. No.	Part No.	Application	Mfr. No.	Part No.
FORD - Continued			FORD - Continued		
7700			9000 - Continued		
Ford 4-Cyl. 255 Diesel			Ford 6-Cyl. 401 Diesel - Continued		
1983-1976			1973 - Continued		
Belt - Fan & P.S.	D6NN8620A	▲9463HD	Hose - Lower - Pipe To Cooler		≈<20357
Belt - Fan	D6NN8620A	▲9463HD		or	●26601
Belt - Alt.	D5NN10C318A	▲9325HD	Hose - Lower - Cooler To Rad.		≈<20206
Belt - A.C.; W/46 3/4" Belt O.C.	C9NN10C318B	▲9465HD		or	●26507
Belt - A.C.; W/55 3/4" Belt O.C.	C9NN8620A	▲9555HD	1972		
Ford 4-Cyl. 268 Diesel			Belt - W.P. & Alt.; W/46 3/4" Belt O.C. C9NN10C318B ▲9463HD		
1983-1976			Belt - W.P. & Alt.; W/56 1/4" Belt O.C. C9NN10C318C ▲9560HD		
Belt - Fan & P.S.	D6NN8620A	▲9463HD	Belt - W.P. & Alt.; W/57 5/8" Belt O.C. C7NN8620B 7570		
Belt - Fan	D6NN8620A	▲9463HD	Belt - W.P. & Gen. ▲9550HD		
Belt - Alt.	D5NN10C318A	▲9325HD	Hose - Upper; Sept. 1972 & Older ●26612		
Belt - A.C.; W/46 3/4" Belt O.C.	C9NN10C318B	▲9465HD	Hose - Upper; Oct. 1972 & Newer ●25482		
Belt - A.C.; W/55 3/4" Belt O.C.	C9NN8620A	▲9555HD	Hose - Lower - Eng. To Pipe ≈<20046		
8000			or ●26602		
Ford 6-Cyl. 401 Diesel			Hose - Lower - Pipe To Cooler ≈<20357		
1973			or ●26601		
Belt - Fan; Jan. 31, 1973 & Older	C7NN8620A	7570	Hose - Lower - Cooler To Rad. ≈<20206		
Belt - Fan; Feb. 1, 1973 & Newer	D2NN8620A	▲9570HD	or ●26507		
Belt - W.P. & Alt.; W/46 3/4" Belt O.C.	C9NN10C318B	▲9463HD	1971-1969		
Belt - W.P. & Alt.; W/56 1/4" Belt O.C.	C9NN10C318C	▲9560HD	Belt - W.P. & Alt.; W/46 3/4" Belt O.C. C9NN10C318B ▲9463HD		
Belt - W.P. & Alt.; W/57 5/8" Belt O.C.	C7NN8620B	7570	Belt - W.P. & Alt.; W/56 1/4" Belt O.C. C9NN10C318C ▲9560HD		
Belt - W.P. & Gen.		▲9550HD	Belt - W.P. & Alt.; W/57 5/8" Belt O.C. C7NN8620B 7570		
Hose - Upper; Feb. 28, 1973 & Older		●26612	Belt - W.P. & Gen. ▲9550HD		
Hose - Upper; Mar. 1, 1973 & Newer		●25482	Hose - Upper ●26612		
Hose - Lower - Eng. To Cooler		20206	Hose - Lower - Eng. To Pipe ≈<20046		
		or ●26501	or ●26602		
Hose - Lower - Cooler To Rad.		●26514	or ●26601		
1972-1968			or ●26507		
Belt - Fan	C7NN8620A	7570	Hose - Lower - Cooler To Rad. ≈<20206		
Belt - W.P. & Alt.; W/46 3/4" Belt O.C.	C9NN10C318B	▲9463HD	or ●26507		
Belt - W.P. & Alt.; W/56 1/4" Belt O.C.	C9NN10C318C	▲9560HD	9600		
Belt - W.P. & Alt.; W/57 5/8" Belt O.C.	C7NN8620B	7570	Ford 6-Cyl. 401 Diesel		
Belt - W.P. & Gen.		▲9550HD	1976-1972		
Hose - Upper		●26612	Belt - Fan; W/57" Belt O.C.; W/25/64" Belt T.W. C7NN8620B 7570		
Hose - Lower - Eng. To Cooler		20206	Belt - Fan; W/57" Belt O.C.; W/31/64" Belt T.W. D2NN8620A ▲9570HD		
		or ●26501	Belt - W.P. & Alt. ▲9560HD		
Hose - Lower - Cooler To Rad.		●26514	Belt - A.C. D3NN19D621B ▲9370HD		
8600			Hose - Upper - Eng. To Pipe ≈<20957		
Ford 6-Cyl. 401 Diesel			Hose - Upper - Pipe To Pipe ≈<20957		
1977-1973			Hose - Upper - Pipe To Rad. 20431		
Belt - Fan	D2NN8620A	▲9570HD	Hose - Upper; W/O Pipe ●25484		
Belt - W.P. & Alt.		▲9560HD	9700		
Belt - A.C.	D3NN19D621B	▲9370HD	Ford 6-Cyl. 401 Diesel		
Hose - Upper - Eng. To Pipe		≈<20957	1979-1976		
Hose - Upper - Pipe To Pipe		≈<20957	Belt - W.P. & Alt. D6NN8620B ▲9585HD		
Hose - Upper - Pipe To Rad.		20431	Golden Jubilee NAA		
Hose - Upper; W/O Pipe		●25484	Ford 4-Cyl. 134		
8700			1954-1953		
Ford 6-Cyl. 401 Diesel			Belt - Fan & Gen. 8N8620 TR20412		
1979-1976			Hose - Upper; (1 1/4" I.D.) 24220		
Belt - W.P. & Alt.	D6NN8620B	▲9585HD	Hose - Lower ≈<21660		
9000			TW5		
Ford 6-Cyl. 401 Diesel			Ford 6-Cyl. 401 Diesel		
1973			1986-1983		
Belt - Fan; Feb. 1973 & Newer	D2NN8620A	▲9570HD	Belt - Fan		
Belt - W.P. & Alt.; W/46 3/4" Belt O.C.	C9NN10C318B	▲9463HD	D6NN8620B ▲9585HD		
Belt - W.P. & Alt.; W/56 1/4" Belt O.C.	C9NN10C318C	▲9560HD	Belt - W.P. & Alt. D8NN10C318AA ▲9580HD		
Belt - W.P. & Alt.; W/57 5/8" Belt O.C.	C7NN8620B	7570	Belt - A.C. E3NN19D621AA ▲9560HD		
Belt - W.P. & Gen.		▲9550HD	Hose - Upper ●25480		
Hose - Upper		●25482	Hose - Lower - Eng. To Pipe; (1 3/4" I.D.) 24428		
Hose - Lower - Eng. To Pipe		≈<20046	Hose - Lower - Pipe To Rad.; (1 3/4" I.D.) 24428		
		or ●26602			

▲ Standard Belt May Also Be Available.
≈< Cut to Fit.

● Vulco-Flex® Coolant Hose.

Belts and Coolant Hose for Tractors

Application	Mfr. No.	Part No.	Application	Mfr. No.	Part No.
FORD - Continued			FORD-NEW HOLLAND - Continued		
TW10			1120 - Continued		
Ford 6-Cyl. 401 Diesel			Shibaura 3-Cyl. 54 Diesel - Continued		
1983-1979			1993-1987 - Continued		
Belt - Fan	D6NN8620B	▲9585HD	Hose - Lower		●25474
Belt - W.P. & Alt.	D8NN10C318AA	▲9580HD	1215		
Belt - A.C.	C9NN10C318A	▲9555HD	Shibaura 3-Cyl. 54 Diesel		
TW15			1998-1993		
Ford 6-Cyl. 401 Diesel			Belt - Fan & Alt.		6730
1986-1983			Hose - Upper		●25152
Belt - Fan	D6NN8620B	▲9585HD	1220		
Belt - W.P. & Alt.	D8NN10C318AA	▲9580HD	Shibaura 3-Cyl. 58 Diesel		
Belt - A.C.; W/31 1/4" Belt O.C.	D8NN10C318BA	▲9309HD	1999-1987		
Belt - A.C.; W/46 3/4" Belt O.C.	C9NN10C318B	▲9465HD	Belt - Fan & Alt.		▲9370HD
Belt - A.C.; W/56 1/4" Belt O.C.		▲9560HD	Hose - Upper		●25476
Hose - Upper		●26611	Hose - Lower		●25474
Hose - Lower - Eng. To Pipe; (2" I.D.)		24432	1310		
Hose - Lower - Pipe To Rad.; (2" I.D.)		24432	Shibaura 3-Cyl. 58 Diesel		
TW20			1986-1983		
Ford 6-Cyl. 401 Diesel			Belt - Fan & Alt.		7315
1983-1979			Hose - Upper		●20780
Belt - Fan	D6NN8620B	▲9585HD		or	●25252
Belt - W.P. & Alt.	D8NN10C318AA	▲9580HD	Hose - Lower		●25252
Belt - A.C.	C9NN10C318A	▲9555HD	1320		
Hose - Upper		●21379	Shibaura 3-Cyl. 77 Diesel		
		or	1998-1987		
Hose - Lower - Eng. To Pipe; (2" I.D.)		24432	Belt - Fan & Alt.		▲9370HD
Hose - Lower - Pipe To Rad.; (2" I.D.)		24432	Hose - Upper		●25476
TW25			Hose - Lower		●25474
Ford 6-Cyl. 401 Diesel			1510		
1986-1983			Shibaura 3-Cyl. 68 Diesel		
Belt - Fan	D6NN8620B	▲9585HD	1987-1983		
Belt - W.P. & Alt.	D8NN10C318AA	▲9580HD	Belt - Fan & Alt.		7350
Belt - A.C.; W/31 1/4" Belt O.C.	D8NN10C318BA	▲9309HD	Hose - Upper		20661
Belt - A.C.; W/46 3/4" Belt O.C.	C9NN10C318B	▲9465HD		or	●25251
Belt - A.C.; W/56 1/4" Belt O.C.		▲9560HD	Hose - Lower		●25252
Hose - Upper		●26611	1520		
Hose - Lower - Eng. To Pipe; (2" I.D.)		24432	Shibaura 3-Cyl. 81 Diesel		
Hose - Lower - Pipe To Rad.; (2" I.D.)		24432	1998-1987		
TW30			Belt - Fan & Alt.		▲9370HD
Ford 6-Cyl. 401 Diesel			Hose - Upper		●25476
1983-1979			Hose - Lower		●25474
Belt - Fan	D6NN8620B	▲9585HD	1620		
Belt - W.P. & Alt.	D8NN10C318AA	▲9580HD	Shibaura 3-Cyl. 81 Diesel		
Belt - A.C.	C9NN10C318A	▲9555HD	1997-1992		
TW35			Belt - Fan & Alt.		▲9375HD
Ford 6-Cyl. 401 Diesel			1630		
1986-1983			Shibaura 3-Cyl. 81 Diesel		
Belt - Fan	D6NN8620B	▲9585HD	1999-1997		
Belt - W.P. & Alt.	D8NN10C318AA	▲9580HD	Belt - Fan	86517954	AX36
Belt - A.C.; W/31 1/4" Belt O.C.	D8NN10C318BA	▲9309HD	1715		
Belt - A.C.; W/46 3/4" Belt O.C.	C9NN10C318B	▲9465HD	Shibaura 3-Cyl. 81 Diesel		
Belt - A.C.; W/56 1/4" Belt O.C.		▲9560HD	1997-1992		
Hose - Upper		●26611	Belt - Fan & Alt.		▲9375HD
Hose - Lower - Eng. To Pipe; (2" I.D.)		24432	Hose - Upper		●25477
Hose - Lower - Pipe To Rad.; (2" I.D.)		24432	Hose - By Pass		●28460
FORD-NEW HOLLAND			1120		
Shibaura 3-Cyl. 54 Diesel			1993-1987		
1993-1987			Belt - Fan & Alt.		▲9370HD
Belt - Fan & Alt.		▲9370HD	Hose - Upper		●25476
Hose - Upper		●25476			

▲ Standard Belt May Also Be Available.
 ●< Cut to Fit.

● Vulco-Flex® Coolant Hose.

Belts and Coolant Hose for Tractors

Application	Mfr. No.	Part No.	Application	Mfr. No.	Part No.
FORD-NEW HOLLAND - Continued			FORD-NEW HOLLAND - Continued		
1720			3415		
Shibaura 3-Cyl. 91 Diesel			Ford 4-Cyl. 135 Diesel		
2000-1987			2002-1993		
Belt - Fan & Alt		▲9375HD	Belt - Fan & Alt		▲9370HD
Hose - Upper		●25252	Hose - By Pass		☉28460
Hose - Lower		●25474			
1725			3430		
Shibaura 3-Cyl. 81 Diesel			Ford 3-Cyl. 192 Diesel		
1999-1997			1998-1990		
Belt - Fan	86517954	AX36	Belt - Fan & Alt	D3NN10C318C	▲9555HD
			Hose - Upper		☉20065
				or	●25251
1910			3830		
Shibaura 3-Cyl. 104 Diesel			Ford 3-Cyl. 165 Diesel		
1986-1983			1999-1992		
Belt - Fan & Alt		▲9435HD	Belt - Fan & Alt		7450
Hose - Upper		●25252	Hose - Lower - Eng. To Pipe; (1 1/2" I.D.)		24224
1920			3910		
Shibaura 4-Cyl. 122 Diesel			Ford 3-Cyl. 192 Diesel		
2000-1987			1989-1983		
Belt - Fan & Alt		▲9380HD	Belt - Fan & Alt		▲9550HD
Hose - Upper		●25252	Hose - Upper		☉20065
Hose - Lower		☉21752		or	●25473
Hose - By Pass		☉28460			
1925			3930		
Iveco 3-Cyl. 91 Diesel			Ford 3-Cyl. 192 Diesel		
1998-1996			2001-1996		
Belt - Fan	86517954	AX36	Belt - Fan & Alt	D3NN10C318C	▲9555HD
			Hose - Upper		☉20065
				or	●25251
2110			4030N		
Shibaura 4-Cyl. 139 Diesel			Ford 3-Cyl. 201 Diesel		
1987-1983			1995-1990		
Belt - Fan & Alt	REMF6430	▲9440HD	Belt - Fan & Alt	D3NN10C318C	▲9555HD
Hose - Upper		●25478	Hose - Upper		☉20065
				or	●25251
2120			4230N		
Shibaura 4-Cyl. 139 Diesel			Ford 3-Cyl. 179 Diesel		
2002-1987			1997-1992		
Belt - Fan & Alt		▲9430HD	Belt - A.C.	9966451	▲9600HD
			Belt - Fan	4809680	7445
			Hose - Upper; (1 1/4" I.D.)		24220
			Hose - Lower		☉21660
2810			4230N		
Ford 3-Cyl. 158 Diesel			Ford 4-Cyl. 220 Diesel		
1990-1983			1997-1992		
Belt - Fan & Alt		▲9550HD	Belt - A.C.	9966451	▲9600HD
Hose - Upper		☉20065	Belt - Fan	4796327	7450
	or	●25473	Hose - Lower - Eng. To Pipe; (1 1/2" I.D.)		24224
			Hose - Lower - Pipe To Rad.; (1 1/2" I.D.)		24224
2910			4430N		
Ford 3-Cyl. 175 Diesel			Ford 4-Cyl. 238 Diesel		
1990-1983			1998-1992		
Belt - Fan & Alt	D3NN10C318C	▲9555HD	Belt - A.C.	9966451	▲9600HD
Hose - Upper		☉20065	Belt - Fan	4796327	7450
3010S			4430V		
Iveco 3-Cyl. 165 Diesel			Ford 4-Cyl. 220 Diesel		
2003-1996			1998-1997		
Belt - Fan	4796327	7450	Belt - A.C.	9966451	▲9600HD
			Belt - Fan	4796327	7450
3230					
Ford 3-Cyl. 192 Diesel					
1994-1990					
Belt - Fan & Alt	D3NN10C318C	▲9555HD			
Hose - Upper		☉20065			
	or	●25251			

▲ Standard Belt May Also Be Available.
☉ Cut to Fit.

● Vulco-Flex® Coolant Hose.

Agricultural Equipment

Belts and Coolant Hose for Tractors

Application	Mfr. No.	Part No.	Application	Mfr. No.	Part No.
FORD-NEW HOLLAND - Continued			FORD-NEW HOLLAND - Continued		
4610			5635 - Continued		
Ford 3-Cyl. 201 Diesel			Fiat 4-Cyl. 238 Diesel - Continued		
1990-1982			1999-1996 - Continued		
Belt - Fan & Alt.		▲9555HD	Belt - Fan	5140010	7425
Hose - Upper		✕20065	5640		
4630			Ford 4-Cyl. 268 Diesel		
Ford 3-Cyl. 192 Diesel			1997-1991		
2002-1996			Belt - Fan & Alt. FONN8620FA		
Belt - Fan & Alt.	D3NN10C318C	▲9555HD	Tensioner Assy.	87801689	▲K060875HD
Hose - Upper		✕20065	Hose - Upper		20137
		or ●25251	5900		
Ford 3-Cyl. 201 Diesel			Ford 4-Cyl. 256 Diesel		
1995-1989			1991-1985		
Belt - Fan & Alt.	D3NN10C318C	▲9555HD	Belt - Fan & Alt.		▲9550HD
Hose - Upper		✕20065	Hose - Upper		✕21794
		or ●25251			or ●25473
4835			6530		
Fiat 4-Cyl. 220 Diesel			Fiat 4-Cyl. 238 Diesel		
1999-1996			1997-1992		
Belt - A.C.	5140009	7405	Belt - Fan & Alt.; W/45 5/8" Belt O.C.		7450
Belt - Alt.	4796327	7450	Hose - Lower - Eng. To Pipe; (1 3/8" I.D.)		24222
Belt - Fan	5140010	7425	Hose - Lower - Pipe To Rad.; (1 3/8" I.D.)		24222
5030			6610		
Ford 4-Cyl. 256 Diesel			Ford 4-Cyl. 268 Diesel		
1999-1992			1993-1981		
Belt - Fan & Alt.		▲9560HD	Belt - Fan		▲9451HD
Hose - Upper		21660	Belt - Fan & Alt.		▲9540HD
		or ●25473	Belt - Fan To Alt.	D5NN10C318C	▲9305HD
Hose - Lower		✕20145	Belt - A.C.	E3NN19D621AA	▲9560HD
		or ●26502	Hose - Upper		✕20065
5530					or ●25473
Ford 4-Cyl. 220 Diesel			6610S		
1996-1992			Genesis 4-Cyl. 304 Diesel		
Belt - Fan & Alt.		▲9463HD	2003-1994		
Hose - Lower - Eng. To Pipe; (1 1/2" I.D.)		24224	Belt - Fan	87800129	▲9560HD
Hose - Lower - Pipe To Rad.; (1 1/2" I.D.)		24224	6635		
5610			Fiat 4-Cyl. 238 Diesel		
Ford 4-Cyl. 256 Diesel			1999-1996		
1993-1982			Belt - A.C.		
Belt - Fan	D6NN8620A	▲9463HD	Belt - Alt.	4796327	7450
Belt - Fan & Alt.		▲9550HD	Belt - Fan	5140010	7425
Belt - Fan To Alt.		▲9313HD	6640		
Belt - Alt.	D5NN10C318A	▲9325HD	Ford 4-Cyl. 304 Diesel		
Belt - A.C.; W/46 3/4" Belt O.C.	C9NN10C318B	▲9465HD	1997-1991		
Belt - A.C.; W/56 1/4" Belt O.C.		▲9560HD	Serpentine Belt; W/A.C. F3NN8620AA		
Hose - Upper		20065	Serpentine Belt; W/O A.C.		▲K061005HD
		or ●25473	Tensioner Assy.	87801689	▲K060875HD
5610S			Hose - Upper		
Genesis 4-Cyl. 268 Diesel			✕20137		
1996-1993			7010		
Belt - Fan	87800129	▲9560HD	Genesis 4-Cyl. 304 Diesel		
Genesis 4-Cyl. 304 Diesel			2003-1995		
2003-1996			Belt - Fan & Alt.		
Belt - Fan	87800129	▲9560HD		A53	A53
5635			7530		
Fiat 4-Cyl. 238 Diesel			Fiat 6-Cyl. 331 Diesel		
1999-1996			1996-1991		
Belt - A.C.	5140009	7405	Belt - Fan & Alt.		③7435
Belt - Alt.	4796327	7450	Hose - Lower - Eng. To Pipe; (1 3/8" I.D.)		24222
			Hose - Lower - Pipe To Rad.; (1 3/8" I.D.)		24222

▲ Standard Belt May Also Be Available.
● Vulco-Flex® Coolant Hose.

✕ Cut to Fit.
③ Three Required.

Belts and Coolant Hose for Tractors

Application	Mfr. No.	Part No.	Application	Mfr. No.	Part No.
FORD-NEW HOLLAND - Continued			FORD-NEW HOLLAND - Continued		
7610			8010		
Ford 4-Cyl. 268 Diesel			Genesis 6-Cyl. 456 Diesel		
1991-1981			2003-1996		
Belt - Fan		▲9463HD	Belt - Fan & Alt.	A53	A53
Belt - Fan To Alt.; W/30 7/8" Belt O.C. D5NN10C318C		▲9305HD			
Belt - Fan To Alt.; W/31 3/4" Belt O.C.		▲9313HD	8160		
Belt - Fan To Alt.; W/32 3/4" Belt O.C.		▲9325HD	Genesis 6-Cyl. 456 Diesel		
Belt - Fan To Alt.; W/46 1/4" Belt O.C. D5NN10C318C		▲9463HD	1999-1996		
Belt - A.C.		▲9560HD	Belt - Fan, Alt. & A.C.	87800858	▲K080774HD
Hose - Upper		⊘<20065			
		or ●25473	8210		
7610S			Ford 6-Cyl. 401 Diesel		
Genesis 4-Cyl. 304 Diesel			1991-1982		
2003-1994			Belt - W.P. & Alt.		▲9580HD
Belt - Fan	87800129	▲9560HD	Hose - Lower; (3" I.D.)		Ⓣ24248
7635			8240		
Fiat 4-Cyl. 238 Diesel			Ford 6-Cyl. 456 Diesel		
1999-1996			1996-1991		
Belt - A.C.	5140009	7405	Belt - Fan; W/A.C.	87309963	▲K061005HD
Belt - Alt.	4796327	7450	Belt - Fan; W/O A.C.	87316556	▲K060870HD
Belt - Fan	5140010	7425	Tensioner Assy.	87801689	38672
7710			Hose - Upper		●25478
Ford 4-Cyl. 268 Diesel			8260		
1991-1981			Genesis 6-Cyl. 456 Diesel		
Belt - Fan		▲9463HD	1999-1996		
Belt - Fan To Alt.; W/30 7/8" Belt O.C. D5NN10C318C		▲9305HD	Belt - Fan, Alt. & A.C.	87800858	▲K080774HD
Belt - Fan To Alt.; W/31 3/4" Belt O.C.		▲9313HD			
Belt - Fan To Alt.; W/32 3/4" Belt O.C.		▲9325HD	8340		
Belt - Fan To Alt.; W/46 1/4" Belt O.C. D5NN10C318C		▲9463HD	Ford 6-Cyl. 456 Diesel		
Belt - A.C.		▲9560HD	1996-1991		
Hose - Upper		⊘<21794	Belt - Fan; W/A.C.	87309963	▲K061005HD
		or ●25477	Belt - Fan; W/O A.C.	87316556	▲K060870HD
7740			Tensioner Assy.	87801689	38672
Ford 4-Cyl. 304 Diesel			Hose - Upper		●25477
1997-1991			8360		
Serpentine Belt; W/A.C.	F3NN8620AA	▲K061005HD	Genesis 6-Cyl. 456 Diesel		
Serpentine Belt; W/O A.C.		▲K060875HD	1999-1996		
Tensioner Assy.	87801689	38672	Belt - Fan, Alt. & A.C.	87800858	▲K080774HD
Hose - Upper		⊘<20137			
7810			8530		
Ford 6-Cyl. 401 Diesel			Ford 6-Cyl. 401 Diesel		
1991-1978			1995-1989		
Belt - Fan		▲9451HD	Belt - Fan	D6NN8620B	▲9585HD
Belt - Fan To Alt.	E4NN10C318AA	▲9313HD	Belt - W.P. & Alt.		▲9585HD
Hose - Upper		20357	Belt - A.C.		▲9555HD
		or ●26602	Hose - Upper		⊘<20046
Hose - Lower - Eng. To Pipe		⊘<21194			
Hose - Lower - Pipe To Rad.		⊘<21194	Hose - Lower - Eng. To Pipe; (2" I.D.)		or ●26611
7840			Hose - Lower - Pipe To Rad.; (2" I.D.)		24432
Ford 6-Cyl. 401 Diesel					24432
1998-1997			8560		
Tensioner Assy.	87801689	38672	Genesis 6-Cyl. 456 Diesel		
1996			1999-1996		
Hose - Upper		●25477	Belt - Fan, Alt. & A.C.	87800858	▲K080774HD
1995-1991			8630		
Belt - Fan; W/A.C.	87309963	▲K061005HD	Ford 6-Cyl. 401 Diesel		
Belt - Fan; W/O A.C.	87316556	▲K060870HD	1995-1989		
Tensioner Assy.	87801689	38672	Belt - Fan	D6NN8620B	▲9585HD
Hose - Upper		●25477	Belt - W.P. & Alt.		▲9585HD
8010			Belt - A.C.		▲9555HD
Genesis 6-Cyl. 456 Diesel			Hose - Upper		⊘<20046
2003-1996					or ●26611
Belt - Fan & Alt.	A53	A53			

▲ Standard Belt May Also Be Available.
● Vulco-Flex® Coolant Hose.

⊘ Cut to Fit.
Ⓣ Two Required.

Belts and Coolant Hose for Tractors

Agricultural Equipment

Application	Mfr. No.	Part No.
FORD-NEW HOLLAND - Continued		
8630 - Continued		
Ford 6-Cyl. 401 Diesel - Continued		
1995-1989 - Continued		
Hose - Lower - Eng. To Pipe; (2" I.D.)		24432
Hose - Lower - Pipe To Rad.; (2" I.D.)		24432
8670		
Genesis 6-Cyl. 456 Diesel		
2002-1993		
Belt - Fan, Alt. & A.C.	86013678	▲K081000HD
Hose - By Pass; (1 1/2" I.D.)		24224
8730		
Ford 6-Cyl. 401 Diesel		
1995-1989		
Belt - Fan	D6NN8620B	▲9585HD
Belt - W.P. & Alt.		▲9585HD
Belt - A.C.		▲9555HD
Hose - Upper		≧20046
	or	●26611
Hose - Lower - Eng. To Pipe; (2" I.D.)		24432
Hose - Lower - Pipe To Rad.; (2" I.D.)		24432
8770		
Genesis 6-Cyl. 456 Diesel		
2002-1993		
Belt - Fan, Alt. & A.C.	86013678	▲K081000HD
8830		
Ford 6-Cyl. 401 Diesel		
1995-1989		
Belt - Fan	D6NN8620B	▲9585HD
Belt - W.P. & Alt.		▲9585HD
Belt - A.C.		▲9555HD
Hose - Upper		≧20046
Hose - Lower; (3" I.D.)		②24248
8870; 8970		
Genesis 6-Cyl. 456 Diesel		
2002-1993		
Belt - Fan, Alt. & A.C.	86013678	▲K081000HD
Hose - By Pass; (1 1/2" I.D.)		24224
9682		
Cummins N14 Diesel		
1999		
Belt - A.C.	86514599	▲9390HD
Belt - W.P.	86514607	▲K060435HD
1998		
Belt - A.C.	86514599	▲9390HD
Belt - Alt.; Sept. 7, 1998 & Older	9707244	②▲9451HD
Belt - Fan; Sept. 7, 1998 & Older	86514991	②TR28437
Belt - W.P.	86514607	▲K060435HD
1997-1995		
Belt - A.C.	86514599	▲9390HD
Belt - Alt.	9707244	②▲9451HD
Belt - Fan	86514991	②TR28437
Belt - W.P.	86514607	▲K060435HD
TW5		
Ford 6-Cyl. 401 Diesel		
1990-1987		
Belt - Fan	D6NN8620B	▲9585HD
Belt - W.P. & Alt.	D8NN10C318AA	▲9580HD
Belt - A.C.	E3NN19D621AA	▲9560HD
Hose - Upper		●25480
Hose - Lower - Eng. To Pipe; (1 3/4" I.D.)		24428

Application	Mfr. No.	Part No.
FORD-NEW HOLLAND - Continued		
TW5 - Continued		
Ford 6-Cyl. 401 Diesel - Continued		
1990-1987 - Continued		
Hose - Lower - Pipe To Rad.; (1 3/4" I.D.)		24428
TW15; TW25; TW35		
Ford 6-Cyl. 401 Diesel		
1990-1987		
Belt - Fan	D6NN8620B	▲9585HD
Belt - W.P. & Alt.	D8NN10C318AA	▲9580HD
Belt - A.C.; W/31 1/4" Belt O.C.	D8NN10C318BA	▲9309HD
Belt - A.C.; W/46 3/4" Belt O.C.	C9NN10C318B	▲9465HD
Belt - A.C.; W/56 1/4" Belt O.C.		▲9560HD
Hose - Upper		●26611
Hose - Lower - Eng. To Pipe; (2" I.D.)		24432
Hose - Lower - Pipe To Rad.; (2" I.D.)		24432
FORDSON		
Dexta		
Perkins 3-Cyl. 144 Diesel		
1961-1958		
Belt - Fan		▲9451HD
Major		
Ford 4-Cyl. 220 Diesel		
1958-1953		
Belt - Fan & Gen.; W/45 1/4" Belt O.C.		▲9451HD
Belt - Fan & Gen.; W/49 3/4" Belt O.C.		TR28492
Belt - P.S.		▲9451HD
Power Major		
Ford 4-Cyl. 220 Diesel		
1961-1958		
Belt - Fan & Gen.; W/45 1/4" Belt O.C.		▲9451HD
Belt - Fan & Gen.; W/49 3/4" Belt O.C.		TR28492
Belt - P.S.		▲9451HD
Super Dexta		
Perkins 3-Cyl. 153 Diesel		
1964-1961		
Belt - Fan & Gen.	E1ADKN8620C	▲9451HD
Super Major		
Ford 4-Cyl. 199		
1964-1961		
Hose - Upper		≧20957
	or	●26501
Ford 4-Cyl. 220 Diesel		
1964-1961		
Belt - Fan & Gen.; W/45 1/4" Belt O.C.		▲9451HD
Belt - Fan & Gen.; W/49 3/4" Belt O.C.		TR28492
Belt - P.S.		▲9451HD
Hose - Upper		≧20957
	or	●26501
HESSTON		
45-66		
Fiat 3-Cyl. 165 Diesel		
1991-1986		
Belt - Fan & Alt.		7440
Hose - Upper		●26501
Hose - Lower - Eng. To Pipe; (1 1/2" I.D.)		24224
Hose - Lower - Pipe To Rad.; (1 1/2" I.D.)		24224

▲ Standard Belt May Also Be Available.
● Vulco-Flex® Coolant Hose.

≧ Cut to Fit.
② Two Required.

Belts and Coolant Hose for Tractors

Application	Mfr. No.	Part No.	Application	Mfr. No.	Part No.
HESSTON - Continued			HESSTON - Continued		
55-46			80-90		
Fiat 3-Cyl. 165 Diesel			Fiat 4-Cyl. 238 Diesel		
1989-1987			1992-1984		
Belt - Fan & Alt	2604796324	7455	Belt - Fan		7425
55-56			Belt - Fan & Alt		7465
Fiat 3-Cyl. 165 Diesel			Belt - Fan To A.C.		7405
1991-1984			Hose - Upper		●26501
Belt - Fan & Alt	2604796324	7455	Hose - Lower - Eng. To Pipe; (1 1/2" I.D.)		24224
Hose - Lower; (1 1/2" I.D.)		②24224	Hose - Lower - Pipe To Rad.; (1 1/2" I.D.)		24224
55-76			90-90		
Fiat 3-Cyl. 165 Diesel			Fiat 5-Cyl. 298 Diesel		
1990-1981			1992-1984		
Belt - Fan & Alt		7435	Belt - Fan & Alt		7455
Hose - Lower; (1 1/2" I.D.)		②24224	Hose - Upper		●26502
60-66			Hose - Lower - Eng. To Pipe; (1 1/2" I.D.)		24224
Fiat 3-Cyl. 179 Diesel			Hose - Lower - Pipe To Rad.; (1 1/2" I.D.)		24224
1991-1984			100-90		
Belt - Fan & Alt.; W/44 5/8" Belt O.C.		7445	Fiat 6-Cyl. 331 Diesel		
Belt - Fan & Alt.; W/45 5/8" Belt O.C.		7455	1992-1984		
65-46			Belt - Fan & Alt.		
Fiat 4-Cyl. 220 Diesel			Hose - Upper		
1992-1987			Hose - Lower; (1 1/2" I.D.)		
Belt - Fan & Alt.	2604796324	7455	1992-1984		
65-56			Belt - Fan & Alt.		
Fiat 4-Cyl. 220 Diesel			Hose - Upper		
1992-1987			Hose - Lower; (1 1/2" I.D.)		
Belt - Fan & Alt.	2604796324	7455	130-90		
Hose - Lower; (1 1/2" I.D.)		②24224	Fiat 6-Cyl. 358 Diesel		
70-66			1991-1984		
Fiat 4-Cyl. 220 Diesel			Belt - Fan & Alt.		
1992-1984			Belt - Fan & A.C.		
Belt - Fan & Alt.; W/44 5/8" Belt O.C.		7445	Hose - Upper		
Belt - Fan & Alt.; W/45 5/8" Belt O.C.		7455	Hose - Lower; (1 1/2" I.D.)		
Hose - Upper		●26501	160-90		
Hose - Lower - Eng. To Pipe; (1 1/2" I.D.)		24224	Fiat 6-Cyl. 494 Diesel		
Hose - Lower - Pipe To Rad.; (1 1/2" I.D.)		24224	1992-1984		
70-90			Belt - Fan		
Fiat 4-Cyl. 220 Diesel			Belt - Fan & Alt.		
1992-1984			Belt - Alt.		
Belt - Fan & Alt.; W/44 5/8" Belt O.C.		7445	Belt - Fan To A.C.; W/Single Belt		
Belt - Fan & Alt.; W/45 5/8" Belt O.C.		7455	Belt - Fan To A.C.; W/Dual Belts		
Hose - Upper		●26501	Hose - Upper		
Hose - Lower - Eng. To Pipe; (1 1/2" I.D.)		24224	Hose - Lower - Eng. To Cooler; (1 1/2" I.D.)		
Hose - Lower - Pipe To Rad.; (1 1/2" I.D.)		24224	Hose - Lower - Cooler To Rad.; (1 1/2" I.D.)		
80-66			Hose - By Pass; (1 3/4" I.D.)		
Fiat 4-Cyl. 220 Diesel			180-90		
1991-1984			Fiat 6-Cyl. 494 Diesel		
Belt - Fan		7430	1992-1984		
Belt - Fan & Alt.		7470	Belt - Fan		
Belt - A.C.		7405	Belt - Fan & Alt.		
Hose - Lower - Eng. To Pipe; (1 1/2" I.D.)		24224	Belt - Alt.		
Hose - Lower - Pipe To Rad.; (1 1/2" I.D.)		24224	Belt - Fan To A.C.; W/Single Belt		
80-66			Belt - Fan To A.C.; W/Dual Belts		
Fiat 4-Cyl. 238 Diesel			Hose - Upper		
1991-1984			Hose - Lower; (1 3/4" I.D.)		
Belt - Fan & Alt.		7445	Hose - By Pass; (1 3/4" I.D.)		
Hose - Upper		●26501	580		
Hose - Lower - Eng. To Pipe; (1 1/2" I.D.)		24224	Fiat 3-Cyl. 168 Diesel		
Hose - Lower - Pipe To Rad.; (1 1/2" I.D.)		24224	1984-1981		
80-76DT			Belt - Fan & Alt.		
Fiat 4-Cyl. 238 Diesel			Hose - Lower - Eng. To Pipe; (1 1/2" I.D.)		
1992-1989			Hose - Lower - Pipe To Rad.; (1 1/2" I.D.)		
Belt - Fan & Alt.		7445			
Hose - Lower; (1 1/2" I.D.)		②24224			

② Two Required.
 ♣ Standard Belt May Also Be Available.

● Vulco-Flex® Coolant Hose.

Agricultural Equipment

Belts and Coolant Hose for Tractors

Agricultural Equipment

Application	Mfr. No.	Part No.	Application	Mfr. No.	Part No.
HESSTON - Continued			HESSTON-FIAT - Continued		
666			70-65CM - Continued		
Fiat 4-Cyl. 211 Diesel			Hesston-Fiat 8045.06 Diesel - Continued		
1990-1983			1991-1984 - Continued		
Belt - Fan & Alt.		7445	Hose - Lower - Pipe To Rad.; (1 1/2" I.D.)		24224
Hose - Lower - Eng. To Pipe; (1 1/2" I.D.)		24224	70-75C		
Hose - Lower - Pipe To Rad.; (1 1/2" I.D.)		24224	Hesston-Fiat 8055.05 Diesel		
680			1993-1990		
Fiat 4-Cyl. 211 Diesel			Belt - Fan & Alt.	2604796324	7455
1984-1980			Hose - Lower; (1 1/2" I.D.)		②24224
Belt - Fan & Alt.		7460	70-75CM		
Hose - Lower - Eng. To Pipe; (1 1/2" I.D.)		24224	Hesston-Fiat 8045.06 Diesel		
Hose - Lower - Pipe To Rad.; (1 1/2" I.D.)		24224	1993-1990		
766			Belt - Fan & Alt.	2604796324	7455
Fiat 4-Cyl. 224 Diesel			Hose - Lower; (1 1/2" I.D.)		②24224
1990-1983			95-55C		
Belt - Fan & Alt.		7445	Hesston-Fiat 8055.04 Diesel		
Hose - Lower - Eng. To Pipe; (1 1/2" I.D.)		24224	1993-1983		
Hose - Lower - Pipe To Rad.; (1 1/2" I.D.)		24224	Belt - Fan & Alt.		7455
980			Hose - Upper		●26502
Fiat 6-Cyl. 316 Diesel			Hose - Lower; (1 1/2" I.D.)		②24224
1984-1981			IMT		
Belt - Fan & Alt.		7460	536		
Belt - Fan & A.C.		②7570	IMR 3-Cyl. 152 Diesel		
Hose - Lower - Eng. To Pipe; (1 1/2" I.D.)		24224	1990-1989		
Hose - Lower - Pipe To Rad.; (1 1/2" I.D.)		24224	Belt - Fan & Alt.		7430
1380DT			Hose - Upper - Eng. To Pipe		⊗21145
Fiat 6-Cyl. 335 Diesel				or	●25472
1984-1981			Hose - Upper - Eng. To W.P.; (1 1/4" I.D.)		24220
Belt - Fan & Alt.		7465	Hose - Lower; (1 1/4" I.D.)		②24220
Belt - Fan & A.C.	5112185	②7565	539		
Hose - Upper		●26611	IMR 3-Cyl. 152 Diesel		
Hose - Lower - Eng. To Pipe; (1 1/2" I.D.)		24224	1993-1989		
Hose - Lower - Pipe To Rad.; (1 1/2" I.D.)		24224	Belt - Fan & Alt.		7430
1580			Hose - Upper - Eng. To Pipe		⊗21145
Fiat 6-Cyl. 494 Diesel				or	●25472
1984-1981			Hose - Upper - Eng. To W.P.; (1 1/4" I.D.)		24220
Belt - Fan & Alt.		②7530	Hose - Lower; (1 1/4" I.D.)		②24220
Belt - A.C.		7619	542		
Hose - Lower - Eng. To Pipe; (1 7/8" I.D.)		24230	IMR 3-Cyl. 152 Diesel		
Hose - Lower - Pipe To Rad.		⊗20520	1993-1986		
1880			Belt - Fan & Alt.		7430
Fiat 6-Cyl. 494 Diesel			Hose - Upper - Eng. To Pipe		⊗21145
1984-1981				or	●25472
Belt - Fan & Alt.		②7530	Hose - Upper - Eng. To W.P.; (1 1/4" I.D.)		24220
Belt - A.C.		②7630	Hose - Lower; (1 1/4" I.D.)		②24220
Hose - Upper		●26505	549DV		
HESSTON-FIAT			IMR 3-Cyl. 152 Diesel		
60-75CV			1992-1991		
Hesston-Fiat 8035.05 Diesel			Belt - Fan & Alt.		7430
1993-1990			560		
Belt - Fan & Alt.		7440	IMR 4-Cyl. 203 Diesel		
Hose - Lower; (1 1/2" I.D.)		②24224	1993-1986		
70-65CM			Belt - Fan & Alt.		▲9463HD
Hesston-Fiat 8045.06 Diesel			Hose - Upper		⊗21942
1991-1984			Hose - Lower; (1 3/8" I.D.)		②24222
Belt - Fan & Alt.; W/44 5/8" Belt O.C.		7445	564		
Belt - Fan & Alt.; W/45 5/8" Belt O.C.		7455	IMR 3-Cyl. 152 Diesel		
Hose - Lower - Eng. To Pipe; (1 1/2" I.D.)		24224	1992-1991		

 ② Two Required.
 ⊗ Cut to Fit.

 ● Vulco-Flex® Coolant Hose.
 ▲ Standard Belt May Also Be Available.

Belts and Coolant Hose for Tractors

Application	Mfr. No.	Part No.	Application	Mfr. No.	Part No.
IMT - Continued			INTERNATIONAL HARVESTER - Continued		
565			100 Farmall		
IMR 4-Cyl. 203 Diesel			IH 4-Cyl. 123		
1993-1985			1956-1954		
Belt - Fan & Alt		▲9463HD	Belt - Fan; Ser. No. 501 Thru 65000 ..	60712D	TR26353
577DV			Belt - Fan & Gen.; Ser. No. 65001 & After	367697R1	7417
IMR 4-Cyl. 248 Diesel			Belt - Gen.; Ser. No. 501 Thru 65000 ..	52318DA	9279
1993-1987			100 Hydro		
Belt - Fan & Alt		▲9510HD	IH 6-Cyl. 436 Diesel		
Hose - Upper		●25257	1976-1973		
Hose - Lower		●25476	Belt - Fan & Alt.		
5136				537072R91	②TR22648
IMR 6-Cyl. 354 Diesel				532746R1	TR22648
1991-1989				65337C2	▲9375HD
Belt - Fan & A.C.		▲9600HD	Hose - Upper		●26516
Belt - Alt.		▲9451HD	Hose - Lower; (2 1/4" I.D.)		③24936
Hose - Lower - Eng. To Pipe		⊘20206	Hose - By Pass		⊘20945
Hose - Lower - Pipe To Rad.; (2" I.D.)		24432	130; 130 Farmall		
INTERNATIONAL HARVESTER			IH 4-Cyl. 123		
70 Hydro			1958-1956		
IH 6-Cyl. 291			Belt - Fan; Ser. No. 501 Thru 65000 ..		
1976-1973				60712D	TR26353
Belt - Fan; Ser. No. 11050 & Before ..	403617R1	▲9470HD	Belt - Fan & Gen.; Ser. No. 65001 & After	367697R1	7417
Belt - Fan; Ser. No. 11051 & After		▲9570HD	Belt - Gen.; Ser. No. 501 Thru 65000 ..	52318DA	9279
Belt - W.P. & Alt.	530186R1	▲9640HD	Hose - Upper; (2 3/8" I.D.)		24238
Hose - Lower		●26510	Hose - Lower; (2" I.D.)		24232
IH 6-Cyl. 312 Diesel			140		
1976-1973			IH 4-Cyl. 123		
Belt - Fan	403617R1	▲9470HD	1981-1958		
Belt - W.P. & Alt.	65999C1	TR24638	Belt - Fan; Ser. No. 501 Thru 65000 ..		
Hose - By Pass; (1 1/4" I.D.)		24220		60712D	TR26353
84 Hydro			Belt - Fan & Gen.; Ser. No. 65001 & After		
IH 4-Cyl. 246 Diesel				367697R1	7417
1985-1978			Belt - Gen.; Ser. No. 501 Thru 65000 ..	52318DA	9279
Belt - Fan & Alt	527470R1	▲9605HD	Hose - Upper; (1 3/8" I.D.)		24222
86 Hydro			Hose - By Pass; (1/2" I.D.)		28439
IH 6-Cyl. 291			140 Farmall		
1981-1976			IH 4-Cyl. 123		
Belt - Fan; Ser. No. 11050 & Before ..	403617R1	▲9470HD	1970-1958		
Belt - Fan; Ser. No. 11051 & After		▲9570HD	Belt - Fan; Ser. No. 501 Thru 65000 ..		
Belt - W.P. & Alt.	530186R1	▲9640HD		60712D	TR26353
Hose - Lower		●26510	Belt - Fan & Gen.; Ser. No. 65001 & After	367697R1	7417
IH 6-Cyl. 312 Diesel			Belt - Gen.; Ser. No. 501 Thru 65000 ..	52318DA	9279
1981-1976			Hose - Upper; (1 3/8" I.D.)		24222
Belt - Fan	403617R1	▲9470HD	Hose - By Pass; (1/2" I.D.)		28439
Belt - W.P. & Alt.	65999C1	TR24638	186 Hydro		
Hose - By Pass; (1 1/4" I.D.)		24220	IH 6-Cyl. 436 Diesel		
100			1981-1976		
IH 4-Cyl. 123			Belt - Fan & Alt.; W/A.C.		
1956-1955				532746R1	TR22648
Belt - Fan; Ser. No. 501 Thru 65000 ..	60712D	TR26353	Belt - Fan & Alt.; W/O A.C.	532746R1	②TR22648
Belt - Fan & Gen.; Ser. No. 65001 & After	367697R1	7417	Belt - A.C.	874097C1	▲9395HD
Belt - Gen.; Ser. No. 501 Thru 65000 ..	52318DA	9279	Hose - Upper		●26516
Hose - Upper; (2 3/8" I.D.)		24238	Hose - Lower		●26534
Hose - Lower; (2" I.D.)		24232	200 Farmall		
IH 4-Cyl. 123			IH 4-Cyl. 123		
1956-1954			1956-1954		
Belt - Fan; Ser. No. 501 Thru 65000 ..	60712D	TR26353	Belt - Fan; Ser. No. 501 Thru 65000 ..	60712D	TR26353
Belt - Fan & Gen.; Ser. No. 65001 & After	367697R1	7417	Belt - Fan & Gen.; Ser. No. 65001 & After	367697R1	7417
Belt - Gen.; Ser. No. 501 Thru 65000 ..	52318DA	9279	Belt - Gen.; Ser. No. 501 Thru 65000 ..	52318DA	9279
Hose - Upper; (2 3/8" I.D.)		24238	Hose - Upper; (2 3/8" I.D.)		24238
Hose - Lower; (2" I.D.)		24232	Hose - Lower; (2" I.D.)		24232

▲ Standard Belt May Also Be Available.
 ⊘ Cut to Fit.
 ● Use Wire Inserted Green Stripe® Coolant Hose.

● Vulco-Flex® Coolant Hose.
 ② Two Required.

Belts and Coolant Hose for Tractors

Application	Mfr. No.	Part No.	Application	Mfr. No.	Part No.
INTERNATIONAL HARVESTER - Continued			INTERNATIONAL HARVESTER - Continued		
230 Farmall			300 Utility		
IH 4-Cyl. 123			IH 4-Cyl. 169		
1958-1956			1956-1955		
Belt - Fan; Ser. No. 501 Thru 65000 ..	60712D	TR26353	Belt - Fan	48032DA	TR24379
Belt - Fan & Gen.; Ser. No. 65001 & After	367697R1	7417	Belt - Gen.	362828R1	▲9330HD
Belt - Gen.; Ser. No. 501 Thru 65000 .	52318DA	9279	Hose - Upper; (1 3/4" I.D.)		24228
Hose - Upper; (2 3/8" I.D.)		24238	Hose - Lower - Eng. To Pipe; (1 1/2" I.D.)		24224
Hose - Lower; (2" I.D.)		24232	Hose - Lower - Pipe To Rad.; (1 1/2" I.D.)		24224
234			IH 4-Cyl. 169 LPG		
Mitsubishi 3-Cyl. 52 Diesel			1956-1955		
1988-1982			Belt - Fan		
Belt - Fan	676622R1	7370	Belt - Gen.	362828R1	▲9330HD
240; 240 Farmall			Hose - Upper; (1 3/4" I.D.)		
IH 4-Cyl. 123			Hose - Lower - Eng. To Pipe; (1 1/2" I.D.)		
1962-1958			Hose - Lower - Pipe To Rad.; (1 1/2" I.D.)		
Belt - Fan; Ser. No. 501 Thru 65000 ..	60712D	TR26353	330		
Belt - Fan & Gen.; Ser. No. 65001 & After	367697R1	7417	IH 4-Cyl. 135		
Belt - Gen.; Ser. No. 501 Thru 65000 .	52318DA	9279	1958-1957		
Hose - Lower - Eng. To Pipe; (2" I.D.)		24232	Belt - Fan & Gen.		
Hose - Lower - Pipe To Rad.; (1 3/8" I.D.)		24222	Hose - Lower; (1 1/2" I.D.)		
244			Hose - By Pass; (1 1/2" I.D.)		
Mitsubishi 3-Cyl. 60 Diesel			340		
1985-1982			IH 4-Cyl. 135		
Belt - Fan & Alt.	MD007528	7370	1963-1958		
Hose - Upper		●25251	Belt - Fan & Gen.		
Hose - By Pass; (3/8" I.D.)		*26239	Hose - Upper; (1 3/8" I.D.)		
254			Hose - Lower; (1 1/4" I.D.)		
Mitsubishi 3-Cyl. 65 Diesel			Hose - By Pass; (1 1/2" I.D.)		
1985-1982			1963-1958		
Belt - Fan & Alt.	MD007528	7370	Belt - Fan & Gen.		
Hose - Upper		●25251	Hose - Upper; (1 3/8" I.D.)		
274			Hose - Lower; (1 1/4" I.D.)		
Nissan 3-Cyl. 99 Diesel			Hose - By Pass; (1 1/2" I.D.)		
1984-1979			340 Farmall		
Hose - Upper		●25474	IH 4-Cyl. 135		
284			1963-1958		
Mazda 4-Cyl. 71			Belt - Fan & Gen.		
1984-1976			367697R1		
Belt - Fan & Alt.		▲9390HD	7417		
Hose - Upper		✕21794	350 Farmall		
Hose - Lower		✕21794	IH 4-Cyl. 175		
	or	●25477	1958-1956		
300 Farmall			Belt - Fan		
IH 4-Cyl. 169			Belt - Gen.		
1956-1954			Hose - Upper; (1 3/4" I.D.)		
Belt - Fan	48032DA	TR24379	Hose - Lower		
Belt - Gen.	362828R1	▲9330HD	IH 4-Cyl. 175 LPG		
Hose - Upper; (1 3/4" I.D.)		24228	1958-1956		
Hose - Lower		●25476	Belt - Fan		
IH 4-Cyl. 169 LPG			Belt - Gen.		
1956-1954			Hose - Upper; (1 3/4" I.D.)		
Belt - Fan	48032DA	TR24379	Hose - Lower		
Belt - Gen.	362828R1	▲9330HD	350 Utility		
Hose - Upper; (1 3/4" I.D.)		24228	Continental 4-Cyl. 193 Diesel		
Hose - Lower		●25476	1958-1956		
300 Farmall			Belt - Fan		
IH 4-Cyl. 169			Belt - Gen.		
1956-1954			Hose - Upper; (1 3/4" I.D.)		
Belt - Fan	48032DA	TR24379	Hose - Lower - Eng. To Pipe; (1 1/2" I.D.)		
Belt - Gen.	362828R1	▲9330HD	Hose - Lower - Pipe To Rad.; (1 1/2" I.D.)		
Hose - Upper; (1 3/4" I.D.)		24228			
Hose - Lower		●25476			

● Vulco-Flex® Coolant Hose.
▲ Standard Belt May Also Be Available.

* Durion® Silicone Hose Recommended.
✕ Cut to Fit.

Belts and Coolant Hose for Tractors

Application	Mfr. No.	Part No.	Application	Mfr. No.	Part No.
INTERNATIONAL HARVESTER - Continued			INTERNATIONAL HARVESTER - Continued		
350 Utility - Continued			404 Farmall		
IH 4-Cyl. 175			IH 4-Cyl. 135		
1958-1956			1967-1961		
Belt - Fan	48032DA	TR24379	Belt - Fan & Gen.; W/43 1/8" Belt O.C.	387920R1	7425
Belt - Gen.	362828R1	▲9330HD	Belt - Fan & Gen.; W/43 5/8" Belt O.C.	403580R1	7430
Hose - Upper; (1 3/4" I.D.)		24228	Hose - Lower; W/1 3/8" I.D. Hose(1 3/8" I.D.)		24222
Hose - Lower - Eng. To Pipe; (1 1/2" I.D.)		24224	Hose - Lower; W/2" I.D. Hose(2" I.D.)		24232
Hose - Lower - Pipe To Rad.; (1 1/2" I.D.)		24224	Hose - By Pass; (1/2" I.D.)		28439
IH 4-Cyl. 175 LPG			424		
1958-1956			IH 4-Cyl. 146		
Belt - Fan	48032DA	TR24379	1967-1964		
Belt - Gen.	362828R1	▲9330HD	Belt - Fan & Gen.; W/43 1/8" Belt O.C.	387920R1	7425
Hose - Upper; (1 3/4" I.D.)		24228	Belt - Fan & Gen.; W/43 5/8" Belt O.C.	403580R1	7430
Hose - Lower - Eng. To Pipe; (1 1/2" I.D.)		24224	IH 4-Cyl. 154 Diesel		
Hose - Lower - Pipe To Rad.; (1 1/2" I.D.)		24224	1967-1964		
350D Farmall			Belt - Fan; W/35 1/2" Belt O.C.	709502R1	TR22350
Continental 4-Cyl. 193 Diesel			Belt - Fan; W/37 3/4" Belt O.C.	237153R1	TR22373
1958-1956			Belt - Gen.	48878D	▲9313HD
Belt - Fan & Gen.	143441R2	▲9420HD	444		
Hose - Upper; (1 3/4" I.D.)		24228	IH 4-Cyl. 152		
Hose - Lower		●25476	1971-1967		
354			IH 4-Cyl. 143		
1975-1972			1975-1972		
Belt - Fan; W/34 3/4" Belt O.C.	376371R1	TR22344	Belt - Fan; W/34 3/4" Belt O.C.	376371R1	TR22344
Belt - Fan; W/35 1/2" Belt O.C.	709502R1	TR22350	Belt - Gen.	399480R1	▲9309HD
Belt - Gen.	399480R1	▲9309HD	384		
384			IH 4-Cyl. 154 Diesel		
IH 4-Cyl. 154 Diesel			1982-1978		
1982-1978			Belt - Fan	709502R1	TR22350
Belt - Fan	709502R1	TR22350	Belt - Fan & Alt	3119750R1	7318
Belt - Fan & Alt	3119750R1	7318	400 Farmall		
400 Farmall			IH 4-Cyl. 264		
IH 4-Cyl. 264			1956-1954		
1956-1954			1956-1954		
Belt - Fan	16131DA	TR28454	Belt - Fan	16131DA	TR28454
Belt - Gen.	49341D	▲9335HD	Belt - Gen.	49341D	▲9335HD
Belt - P.S.	363197R2	TR30506	Belt - P.S.	363197R2	TR24500
Hose - Upper; (2 1/8" I.D.)		24234	IH 4-Cyl. 281 Diesel		
Hose - Lower - Eng. To Pipe; (2" I.D.)		24232	1958-1956		
Hose - Lower - Pipe To Rad.; (2" I.D.)		24232	Belt - Fan	69490DA	TR30467
Hose - By Pass; (1 1/2" I.D.)		24224	Belt - Gen.	52318DA	9279
IH 4-Cyl. 264 Diesel			450 Farmall		
1956-1954			IH 4-Cyl. 281		
Belt - Fan	277448R1	TR30467	1958-1956		
Belt - Gen.	52318DA	9279	Belt - Fan	16131DA	TR28454
IH 4-Cyl. 264 LPG			Belt - Gen.	49341D	▲9335HD
1956-1954			Belt - P.S.	363197R2	TR30506
Belt - Fan	16131DA	TR28454	Hose - Upper; (2 1/8" I.D.)		24234
Belt - Gen.	49341D	▲9335HD	Hose - Lower - Eng. To Pipe; (2" I.D.)		24232
Belt - P.S.	363197R2	TR30506	Hose - Lower - Pipe To Rad.; (2" I.D.)		24232
404			Hose - By Pass; (1 1/2" I.D.)		24224
IH 4-Cyl. 135			IH 4-Cyl. 281 Diesel		
1968-1960			1958-1956		
Belt - Fan & Gen.; W/43 1/8" Belt O.C.	387920R1	7425	Belt - Fan	16131DA	TR28454
Belt - Fan & Gen.; W/43 5/8" Belt O.C.	403580R1	7430	Belt - Gen.	49341D	▲9335HD
			Belt - P.S.	363197R2	TR30506
			Hose - Upper; (2 1/8" I.D.)		24234
			Hose - Lower - Eng. To Pipe; (2" I.D.)		24232
			Hose - Lower - Pipe To Rad.; (2" I.D.)		24232
			Hose - By Pass; (1 1/2" I.D.)		24224

▲ Standard Belt May Also Be Available.
 %< Cut to Fit.

● Vulco-Flex® Coolant Hose.

Agricultural Equipment

Belts and Coolant Hose for Tractors

Application	Mfr. No.	Part No.
INTERNATIONAL HARVESTER - Continued		
450 Farmall - Continued		
IH 4-Cyl. 281 LPG		
1958-1956		
Belt - Fan	16131DA	TR28454
Belt - Gen.	49341D	▲9335HD
Belt - P.S.	363197R2	TR30506
454		
IH 3-Cyl. 179 Diesel		
1973-1971		
Belt - Fan & Alt.	534310R1	▲9630HD
Hose - Upper		●26503
IH 4-Cyl. 157		
1973-1971		
Belt - Fan & Alt.	523030R2	7530
Hose - Upper		≧21660
	or	●25474
460		
IH 6-Cyl. 221		
1963-1958		
Belt - Fan & Alt.	403617R1	▲9470HD
Belt - Fan & Gen.	149635R1	▲9463HD
Hose - Upper		≧20611
Hose - Lower		●26509
Hose - By Pass; (5/8" I.D.)		28441
IH 6-Cyl. 236 Diesel		
1963-1958		
Belt - Fan	369290R1	▲9463HD
Belt - Fan & Gen.	385738R1	▲9490HD
Belt - W.P. & Gen.		▲9463HD
Belt - Gen.	316250R1	▲9490HD
Hose - Upper		≧20611
Hose - Lower; (2" I.D.)		24232
Hose - By Pass; (5/8" I.D.)		28441
460 Farmall		
IH 6-Cyl. 221		
1963-1958		
Belt - Fan & Alt.	403617R1	▲9470HD
Belt - Fan & Gen.	149635R1	▲9463HD
Hose - Upper		●26510
Hose - Lower		●26509
Hose - By Pass; (5/8" I.D.)		28441
IH 6-Cyl. 236 Diesel		
1963-1958		
Belt - Fan	369290R1	▲9463HD
Belt - Fan & Gen.	385738R1	▲9490HD
Belt - W.P. & Gen.		▲9463HD
Belt - Gen.	316250R1	▲9490HD
Hose - Upper		●26510
Hose - Lower; (2" I.D.)		24232
Hose - By Pass; (5/8" I.D.)		28441
464		
IH 4-Cyl. 175		
1978-1973		
Belt - Fan & Alt.	1532030R2	▲9525HD
Hose - Lower		≧21660
	or	●25474
484		
IH 3-Cyl. 179 Diesel		
1984-1978		
Belt - Fan & Alt.		▲9625HD

Application	Mfr. No.	Part No.
INTERNATIONAL HARVESTER - Continued		
484 - Continued		
IH 3-Cyl. 179 Diesel - Continued		
1984-1978 - Continued		
Hose - Upper		●26503
Hose - Lower		●25530
500		
IH 4-Cyl. 146		
1969-1965		
Belt - Fan & Gen.	676645R1	7425
500C		
IH D155 Diesel		
1974-1969		
Belt - Fan; W/21/32" Belt T.W.; W/36 3/4" Belt O.C.	676620R1	TR22363
Belt - Fan; W/3/8" Belt T.W.; W/37 1/8" Belt O.C.	676622R1	7370
Belt - Gen.	676626R1	7312
504; 504 Farmall		
IH 4-Cyl. 152		
1968-1960		
Hose - Upper		≧20206
	or	●26509
Hose - Lower - Eng. To Pipe; (1 3/8" I.D.)		24222
Hose - Lower - Pipe To Rad.; (2 1/2" I.D.)		24240
Hose - By Pass; (1/2" I.D.)		28439
IH 4-Cyl. 188 Diesel		
1968-1960		
Hose - Upper		≧20206
	or	●26509
Hose - Lower - Eng. To Pipe; (2" I.D.)		24232
Hose - Lower - Pipe To Rad.; (2 1/2" I.D.)		24240
Hose - By Pass		20338
544; 544 Farmall		
IH 4-Cyl. 200		
1973-1968		
Belt - Fan & Alt.	403303R1	7545
Belt - Fan & Gen.	314606C2	7541
Hose - Lower		●25527
IH 4-Cyl. 239 Diesel		
1973-1968		
Belt - Fan	534311R1	▲9610HD
Belt - Fan & Alt.	401128R1	▲9580HD
Belt - W.P. & Alt.	315969R1	▲9490HD
560		
IH 6-Cyl. 263		
1963-1958		
Belt - Fan	369290R1	▲9463HD
Belt - W.P. & Gen.	369290R1	▲9463HD
Hose - Upper		●26510
Hose - Lower		●26509
Hose - By Pass		≧20338
IH 6-Cyl. 282 Diesel		
1963-1958		
Belt - Fan	369290R1	▲9463HD
Belt - W.P. & Gen.	190502R1	▲9490HD
Hose - Upper		●26522
Hose - Lower; (2" I.D.)		24232
Hose - By Pass; (5/8" I.D.)		28441

▲ Standard Belt May Also Be Available.
≧ Cut to Fit.

● Vulco-Flex® Coolant Hose.

Belts and Coolant Hose for Tractors

Application	Mfr. No.	Part No.	Application	Mfr. No.	Part No.
INTERNATIONAL HARVESTER - Continued			INTERNATIONAL HARVESTER - Continued		
560 Farmall			606 - Continued		
IH 6-Cyl. 263			IH 6-Cyl. 236 Diesel		
1963-1958			1967-1962		
Hose - Upper		●26510	Belt - Fan & Gen.; Ser. No. 13949 & Before	316250R1	▲9490HD
Hose - Lower		●26509	Belt - Fan & Gen.; Ser. No. 13950 & After	382228R1	▲9520HD
Hose - By Pass		≧<20338	Hose - Upper		≧<20611
IH 6-Cyl. 282 Diesel			Hose - Lower; (2" I.D.)		24232
1963-1958			Hose - By Pass; (5/8" I.D.)		28441
Belt - Fan	403348R1	▲9463HD	650		
Belt - W.P. & Gen.	316250R1	▲9490HD	IH 4-Cyl. 350		
Hose - Upper		●26522	1958-1956		
Hose - Lower; (2" I.D.)		24232	Belt - Fan; W/P.S.; W/O Hydra-Touch Hydraulics	363599R1	TR28557
Hose - By Pass; (5/8" I.D.)		28441	Belt - Fan; W/O P.S.; W/O Hydra-Touch Hydraulics	48042DB	TR30484
574			Belt - Gen.	365686R1	▲9380HD
IH 4-Cyl. 200			Hose - Upper; (2 1/8" I.D.)		24234
1978-1970			Hose - Lower; (2 1/8" I.D.)		24234
Belt - Fan & Alt./Gen.	532031R2	7525	Hose - By Pass; (1 1/2" I.D.)		24224
Hose - Lower		≧<21794	IH 4-Cyl. 350 Diesel		
		or ●25476	1958-1956		
IH 4-Cyl. 239 Diesel			Belt - Fan; W/P.S.; W/O Hydra-Touch Hydraulics	363599R1	TR28557
1978-1970			Belt - Fan; W/O P.S.; W/O Hydra-Touch Hydraulics	48042DB	TR30484
Belt - Fan & Alt./Gen.	534311R1	▲9610HD	Belt - Gen.	48878D	▲9313HD
Belt - W.P. & Alt.	403303R1	7545	Hose - Upper; (2 1/8" I.D.)		24234
Hose - Upper		≧<20957	Hose - Lower; (2 1/8" I.D.)		24234
584			Hose - By Pass; (1 1/2" I.D.)		24224
IH 4-Cyl. 206 Diesel			655		
1984-1978			IH 6-Cyl. 263		
Belt - Fan & Alt.		▲9605HD	1973-1966		
Hose - Upper		≧<21794	Belt - Fan	396829R1	▲9440HD
		or ●25476	Belt - W.P. & Alt.	403617R1	▲9470HD
Hose - Lower		●25528	Hose - Upper		●26510
Hose - By Pass; (2" I.D.)		24232	Hose - Lower		●26509
600			Hose - By Pass		20338
IH 4-Cyl. 350			IH 6-Cyl. 281 Diesel		
1957-1956			1973-1966		
Belt - Fan; W/P.S.; W/O Hydra-Touch Hydraulics	363599R1	TR28557	Belt - Fan; W/44" Belt O.C.	396829R1	▲9440HD
Belt - Fan; W/O P.S.; W/O Hydra-Touch Hydraulics	48042DB	TR30484	Belt - Fan; W/48 1/4" Belt O.C.	378113R2	▲9480HD
Belt - Gen.	365686R1	▲9380HD	Belt - Fan; W/49 1/4" Belt O.C.	385738R1	▲9490HD
Hose - Upper; (2 1/8" I.D.)		24234	Belt - Fan; W/51 1/4" Belt O.C.	396830R1	▲9510HD
Hose - Lower; (2 1/8" I.D.)		24234	Belt - W.P. & Alt./Gen.		▲9490HD
Hose - By Pass; (1 1/2" I.D.)		24224	Belt - A.C.	395463R1	▲9620HD
IH 4-Cyl. 350 Diesel			Hose - Upper		●26510
1957-1956			Hose - Lower		●26507
Belt - Fan; W/P.S.; W/O Hydra-Touch Hydraulics	363599R1	TR28557	Hose - By Pass; (5/8" I.D.)		28441
Belt - Fan; W/O P.S.; W/O Hydra-Touch Hydraulics	48042DB	TR30484	656 Farmall		
Belt - Gen.	48878D	▲9313HD	IH 6-Cyl. 263		
Hose - Upper; (2 1/8" I.D.)		24234	1972-1965		
Hose - Lower; (2 1/8" I.D.)		24234	Belt - Fan	393415R1	▲9470HD
Hose - By Pass; (1 1/2" I.D.)		24224	Belt - W.P. & Alt./Gen.; Ser. No. 23107 & Before	332562R1	▲9463HD
606			Belt - A.C.	395463R1	▲9620HD
IH 6-Cyl. 221			Hose - Upper		●26510
1967-1962			Hose - Lower		●26509
Belt - Fan & Alt.	403617R1	▲9470HD	Hose - By Pass		20338
Belt - Fan & Gen.	149635R1	▲9463HD	IH 6-Cyl. 281 Diesel		
Hose - Upper		≧<20611	1972-1965		
Hose - Lower		●26509	Belt - Fan	403617R1	▲9470HD
Hose - By Pass		20338	Belt - W.P. & Alt./Gen.		▲9490HD

● Vulco-Flex® Coolant Hose.
 ▲ Standard Belt May Also Be Available.

≧< Cut to Fit.

Agricultural Equipment

Belts and Coolant Hose for Tractors

Agricultural Equipment

Application	Mfr. No.	Part No.
INTERNATIONAL HARVESTER - Continued		
656 Farmall - Continued		
IH 6-Cyl. 281 Diesel - Continued		
1972-1965 - Continued		
Belt - A.C.	395463R1	▲9620HD
Hose - Upper		●26510
Hose - Lower		●26507
Hose - By Pass; (5/8" I.D.)		28441
656 Hydro Farmall		
IH 6-Cyl. 263		
1973-1968		
Belt - Fan	393415R1	▲9470HD
Belt - W.P. & Alt./Gen.; Ser. No. 23107 & Before	332562R1	▲9463HD
Belt - A.C.	395463R1	▲9620HD
Hose - Upper		●26510
Hose - Lower		●26509
Hose - By Pass		20338
IH 6-Cyl. 281 Diesel		
1973-1968		
Belt - Fan	403617R1	▲9470HD
Belt - W.P. & Alt./Gen.		▲9490HD
Belt - A.C.	395463R1	▲9620HD
Hose - Upper		●26510
Hose - Lower		●26507
Hose - By Pass; (5/8" I.D.)		28441
656H		
IH 6-Cyl. 263		
1973-1967		
Belt - Fan	403348R1	▲9463HD
Belt - W.P. & Alt.	403617R1	▲9470HD
Hose - Upper		●26510
Hose - Lower		●26509
Hose - By Pass		20338
IH 6-Cyl. 281 Diesel		
1973-1967		
Belt - Fan; W/44" Belt O.C.	396829R1	▲9440HD
Belt - Fan; W/48 1/4" Belt O.C.	378113R2	▲9480HD
Belt - Fan; W/49 1/4" Belt O.C.	385738R1	▲9490HD
Belt - Fan; W/51 1/4" Belt O.C.	396830R1	▲9510HD
Belt - W.P. & Alt./Gen.		▲9490HD
Belt - A.C.	395463R1	▲9620HD
Hose - Upper		●26510
Hose - Lower		●26507
Hose - By Pass; (5/8" I.D.)		28441
660 Tractor		
IH 6-Cyl. 263		
1963-1959		
Belt - Fan	372596R1	▲9480HD
Belt - W.P. & Gen.	369290R1	▲9463HD
Hose - Lower		●26509
Hose - By Pass		20338
IH 6-Cyl. 281 Diesel		
1963-1959		
Belt - Fan	372596R1	▲9480HD
Belt - W.P. & Gen.	190502R1	▲9490HD
Hose - Lower		●26507
664		
IH 4-Cyl. 239 Diesel		
1974-1972		
Belt - Fan & Alt./Gen.	401128R2	▲9580HD
Hose - Lower		●26511

Application	Mfr. No.	Part No.
INTERNATIONAL HARVESTER - Continued		
666; 666 Farmall		
IH 6-Cyl. 291		
1976-1972		
Belt - Fan; Ser. No. 11050 & Before ..	403617R1	▲9470HD
Belt - Fan; Ser. No. 11051 & After	406097R1	▲9570HD
Belt - W.P. & Alt.; W/47 1/4" Belt O.C.	393415R1	▲9470HD
Belt - W.P. & Alt.; W/64 1/4" Belt O.C.	530186R1	▲9640HD
Hose - Lower		●26510
Hose - By Pass		20338
IH 6-Cyl. 312 Diesel		
1976-1972		
Belt - Fan	393415R1	▲9470HD
Belt - W.P. & Alt.	65999C1	TR24638
Hose - Upper		●26516
Hose - By Pass; (1 1/4" I.D.)		24220
674		
IH 4-Cyl. 238 Diesel		
1978-1973		
Belt - Fan & Alt.; W/Syncro Mesh Trans.	403303R1	7545
684		
IH 4-Cyl. 239 Diesel		
1984-1978		
Belt - Fan & Alt.	527470R1	▲9605HD
686		
IH 6-Cyl. 291		
1981-1976		
Belt - Fan	403617R1	▲9470HD
Belt - W.P. & Alt.	530186R1	▲9640HD
Hose - Lower		●26510
Hose - By Pass		20338
IH 6-Cyl. 312 Diesel		
1981-1976		
Belt - Fan	403617R1	▲9470HD
Belt - W.P. & Alt.	65999R1	TR24638
Hose - Upper		●26516
Hose - By Pass; (1 1/4" I.D.)		24220
706		
IH 6-Cyl. 263		
1965-1963		
Belt - Fan; W/47 1/4" Belt O.C.	393415R1	▲9470HD
Belt - Fan; W/48 1/4" Belt O.C.	378113R1	▲9480HD
Belt - W.P. & Alt./Gen.; W/46 1/2" Belt O.C.		▲9463HD
Belt - W.P. & Alt.; W/47 1/4" Belt O.C.	393415R1	▲9470HD
Belt - W.P. & Gen.	316250R1	▲9490HD
Hose - Upper; Ser. No. 37236 & Before		●26510
Hose - Lower; Ser. No. 5273 & Before		●26509
Hose - Lower; Ser. No. 5274 & After		●26510
Hose - By Pass		20338
IH 6-Cyl. 282 Diesel		
1965-1963		
Belt - Fan; Ser. No. 49663 & Before ..	378113R1	▲9480HD
Belt - Fan; Ser. No. 49664 & After	385674R1	▲9490HD
Belt - W.P. & Alt./Gen.; W/49 1/4" Belt O.C.		▲9490HD
Belt - W.P. & Alt.; W/64 1/4" Belt O.C.	396543R1	▲9640HD
Belt - A.C.; W/62 1/4" Belt O.C.	395463R1	▲9620HD
Belt - A.C.; W/72 1/4" Belt O.C.	397397R1	▲9720HD
Hose - Upper; Ser. No. 5273 & Before		●26510
Hose - Upper; Ser. No. 5274 & After		●20611
		or
Hose - Lower; Ser. No. 5273 & Before(2" I.D.)		●26508
Hose - Lower; Ser. No. 5273 & Before		24232
Hose - Lower; Ser. No. 5273 & Before		●26507

▲ Standard Belt May Also Be Available.
 ⚡ Cut to Fit.

● Vulco-Flex® Coolant Hose.

Belts and Coolant Hose for Tractors

Application	Mfr. No.	Part No.
INTERNATIONAL HARVESTER - Continued		
706 - Continued		
IH 6-Cyl. 282 Diesel - Continued		
1965-1963 - Continued		
Hose - Lower; Ser. No. 5274 & After		●26524
Hose - By Pass; (5/8" I.D.)		28441
IH 6-Cyl. 291		
1967-1966		
Belt - Fan; W/47 1/4" Belt O.C.	393415R1	▲9470HD
Belt - Fan; W/48 1/4" Belt O.C.	378113R1	▲9480HD
Belt - W.P. & Alt./Gen.; W/46 1/2" Belt O.C.		▲9463HD
Belt - W.P. & Alt.; W/47 1/4" Belt O.C.	393415R1	▲9470HD
Belt - W.P. & Gen.	316250R1	▲9490HD
Hose - Upper; Ser. No. 37236 & Before		●26510
Hose - Lower; Ser. No. 5273 & Before		●26509
Hose - Lower; Ser. No. 5274 & After		●26510
Hose - By Pass		20338
IH 6-Cyl. 310 Diesel		
1967-1966		
Belt - Fan; Ser. No. 49663 & Before ..	378113R1	▲9480HD
Belt - Fan; Ser. No. 49664 & After	385674R1	▲9490HD
Belt - W.P. & Alt./Gen.; W/49 1/4" Belt O.C.		▲9490HD
Belt - W.P. & Alt.; W/64 1/4" Belt O.C.	396543R1	▲9640HD
Belt - A.C.; W/62 1/4" Belt O.C.	395463R1	▲9620HD
Belt - A.C.; W/72 1/4" Belt O.C.	397397R1	▲9720HD
Hose - Upper; Ser. No. 5273 & Before		●26510
Hose - Upper; Ser. No. 5274 & After		⊘<20611
		or
Hose - Lower; Ser. No. 5273 & Before(2" I.D.)		●26508
Hose - Lower; Ser. No. 5273 & Before		24232
Hose - Lower; Ser. No. 5274 & After		●26507
Hose - Lower; Ser. No. 5274 & After		●26524
Hose - By Pass; (5/8" I.D.)		28441
706 Farmall		
IH 6-Cyl. 263		
1967-1963		
Belt - Fan; W/47 1/4" Belt O.C.	393415R1	▲9470HD
Belt - Fan; W/48 1/4" Belt O.C.	378113R1	▲9480HD
Belt - W.P. & Alt./Gen.; W/46 1/2" Belt O.C.		▲9463HD
Belt - W.P. & Alt.; W/47 1/4" Belt O.C.	393415R1	▲9470HD
Belt - W.P. & Gen.	316250R1	▲9490HD
Hose - Upper; Ser. No. 37236 & Before		●26510
Hose - Lower; Ser. No. 37236 & Before		●26509
Hose - Lower; Ser. No. 37237 & After		●26510
Hose - By Pass		20338
IH 6-Cyl. 263 LPG		
1967-1963		
Hose - Upper; Ser. No. 37236 & Before		●26510
Hose - Lower; Ser. No. 37236 & Before		●26509
Hose - Lower; Ser. No. 37237 & After		●26510
Hose - By Pass		20338
IH 6-Cyl. 282 Diesel		
1967-1963		
Belt - Fan; Ser. No. 49663 & Before ..	378113R1	▲9480HD
Belt - Fan; Ser. No. 49664 & After	385674R1	▲9490HD
Belt - W.P. & Alt./Gen.; W/49 1/4" Belt O.C.		▲9490HD
Belt - W.P. & Alt.; W/64 1/4" Belt O.C.	396543R1	▲9640HD
Belt - A.C.; W/62 1/4" Belt O.C.	395463R1	▲9620HD
Belt - A.C.; W/72 1/4" Belt O.C.	397397R1	▲9720HD
Hose - Upper; Ser. No. 37236 & Before		●26510
Hose - Upper; Ser. No. 37237 & After		⊘<20611
		or
Hose - Lower; Ser. No. 37237 & After		●26508
Hose - By Pass; (5/8" I.D.)		●26524
		28441
IH 6-Cyl. 291		
1967-1963		
Hose - Upper; Ser. No. 37236 & Before		●26510

Application	Mfr. No.	Part No.
INTERNATIONAL HARVESTER - Continued		
706 Farmall - Continued		
IH 6-Cyl. 291 - Continued		
1967-1963 - Continued		
Hose - Lower; Ser. No. 37236 & Before		●26509
Hose - Lower; Ser. No. 37237 & After		●26510
Hose - By Pass		20338
IH 6-Cyl. 291 LPG		
1967-1963		
Hose - Upper; Ser. No. 37236 & Before		●26510
Hose - Lower; Ser. No. 37236 & Before		●26509
Hose - Lower; Ser. No. 37237 & After		●26510
Hose - By Pass		20338
IH 6-Cyl. 310 Diesel		
1967-1963		
Hose - Upper; Ser. No. 37236 & Before		●26510
Hose - Upper; Ser. No. 37237 & After		⊘<20611
		or
Hose - Lower; Ser. No. 37237 & After		●26508
Hose - By Pass; (1 1/2" I.D.)		●26524
		24224
756; 756 Farmall		
IH 6-Cyl. 291		
1971-1967		
Belt - Fan; W/47 1/4" Belt O.C.	393415R1	▲9470HD
Belt - Fan; W/48 1/4" Belt O.C.	378113R1	▲9480HD
Belt - W.P. & Alt./Gen.; W/46 1/2" Belt O.C.		▲9463HD
Belt - W.P. & Alt.; W/47 1/4" Belt O.C.	393415R1	▲9470HD
Belt - W.P. & Gen.	316250R1	▲9490HD
Hose - Lower		●26510
IH 6-Cyl. 310 Diesel		
1971-1967		
Belt - Fan	396543R1	▲9640HD
Belt - W.P. & Alt./Gen.; W/49 1/4" Belt O.C.		▲9490HD
Belt - W.P. & Alt.; W/64 1/4" Belt O.C.	396543R1	▲9640HD
Belt - A.C.	395463R1	▲9620HD
Hose - Upper		⊘<20611
		or
Hose - Lower		●26508
Hose - By Pass; (1 1/2" I.D.)		●26524
		24224
766; 766 Farmall		
IH 6-Cyl. 291		
1976-1971		
Belt - Fan	403617R1	▲9470HD
Belt - W.P. & Alt.	403617R1	▲9470HD
Belt - A.C.	242270R2	▲9380HD
IH 6-Cyl. 360 Diesel		
1976-1971		
Belt - W.P. & Alt.	532746R1	⊙TR22648
Belt - A.C.	242270R2	▲9380HD
Hose - Upper		●26516
Hose - Lower; (2 1/2" I.D.)		24240
784		
IH 4-Cyl. 246 Diesel		
1984-1978		
Belt - Fan & Alt.		▲9610HD
806		
IH 6-Cyl. 301		
1967-1963		
Belt - Fan; W/47 1/4" Belt O.C.	393415R1	▲9470HD
Belt - Fan; W/48 1/4" Belt O.C.	378113R1	▲9480HD
Belt - W.P. & Alt./Gen.; W/46 1/2" Belt O.C.		▲9463HD
Belt - W.P. & Alt.; W/47 1/4" Belt O.C.	393415R1	▲9470HD

● Vulco-Flex® Coolant Hose.
⊘< Cut to Fit.

▲ Standard Belt May Also Be Available.
⊙ Two Required.

Agricultural Equipment

Belts and Coolant Hose for Tractors

Application	Mfr. No.	Part No.
INTERNATIONAL HARVESTER - Continued		
806 - Continued		
IH 6-Cyl. 301 - Continued		
1967-1963 - Continued		
Belt - A.C.	395463R1	▲9620HD
Hose - Lower		●26510
Hose - By Pass		20338
IH 6-Cyl. 361 Diesel		
1967-1963		
Belt - Fan & Alt.	385120R1	TR22664
Belt - Fan & Gen.	380060R1	TR22657
Belt - A.C.		9765
Hose - Upper		●26511
Hose - Lower; (1 1/2" I.D.)		24224
Hose - Lower		●26515
Hose - By Pass; (1 1/2" I.D.)		24224
806 Farmall		
IH 6-Cyl. 301		
1967-1963		
Belt - Fan; W/47 1/4" Belt O.C.	393415R1	▲9470HD
Belt - Fan; W/48 1/4" Belt O.C.	378113R1	▲9480HD
Belt - W.P. & Alt./Gen.; W/46 1/2" Belt O.C.		▲9463HD
Belt - W.P. & Alt.; W/47 1/4" Belt O.C.	393415R1	▲9470HD
Belt - A.C.	395463R1	▲9620HD
Hose - Lower		●26510
Hose - By Pass		20338
IH 6-Cyl. 301 LPG		
1967-1963		
Belt - Fan; W/47 1/4" Belt O.C.	393415R1	▲9470HD
Belt - Fan; W/48 1/4" Belt O.C.	378113R1	▲9480HD
Belt - W.P. & Alt./Gen.; W/46 1/2" Belt O.C.		▲9463HD
Belt - W.P. & Alt.; W/47 1/4" Belt O.C.	393415R1	▲9470HD
Belt - A.C.	395463R1	▲9620HD
IH 6-Cyl. 361 Diesel		
1967-1963		
Belt - Fan & Alt.	385120R1	TR22664
Belt - Fan & Gen.	380060R1	TR22657
Belt - A.C.		9765
Hose - Upper		●26511
Hose - Lower; (1 1/2" I.D.)		24224
Hose - Lower		●26515
Hose - By Pass; (1 1/2" I.D.)		24224
826		
IH 6-Cyl. 301		
1971-1969		
Belt - Fan & Alt.	403617R1	▲9470HD
Belt - W.P. & Alt.	403617R1	▲9470HD
Hose - Upper		●26509
Hose - Lower		●26524
IH 6-Cyl. 358 Diesel		
1971-1969		
Belt - Fan & Alt.	530076R1	▲9640HD
Hose - Upper		●26509
Hose - Lower		●26524
826 Farmall		
IH 6-Cyl. 358 Diesel		
1971-1969		
Belt - Fan & Alt.	530076R1	▲9640HD
Hose - Upper		●26509
Hose - Lower		●26524

Application	Mfr. No.	Part No.
INTERNATIONAL HARVESTER - Continued		
826H; 826H Farmall		
IH 6-Cyl. 301		
1971-1969		
Belt - Fan & Alt.	403617R1	▲9470HD
Belt - W.P. & Alt.	403617R1	▲9470HD
Hose - Upper		●26509
Hose - Lower		●26524
IH 6-Cyl. 358 Diesel		
1971-1969		
Belt - Fan & Alt.	530076R1	▲9640HD
Hose - Upper		●26509
Hose - Lower		●26524
856; 856 Farmall		
IH 6-Cyl. 301		
1971-1967		
Belt - Fan	403617R1	▲9470HD
Belt - W.P. & Alt.	403617R1	▲9470HD
Belt - A.C.	395463R1	▲9620HD
Hose - Lower		●26510
Hose - By Pass		20338
IH 6-Cyl. 407 Diesel		
1971-1967		
Belt - Fan & Alt.	385120R2	TR22664
Belt - A.C.	395462R1	9765
Hose - Upper		●26511
Hose - Lower		●26516
Hose - By Pass		≡20573
884		
IH 4-Cyl. 268 Diesel		
1984-1978		
Belt - Fan & Alt.		▲9610HD
886		
IH 6-Cyl. 360 Diesel		
1981-1976		
Hose - Upper		●26516
Hose - Lower; (2 1/4" I.D.)		24236
966; 966 Farmall		
IH 6-Cyl. 414 Diesel		
1976-1971		
Belt - Fan & W.P.	532746R1	②TR22648
Belt - Fan & Alt.; W/Single Belt	532746R1	TR22648
Belt - Fan & Alt.; W/Dual Belts	537072R1	②TR22648
Belt - A.C.	242270R2	▲9380HD
Hose - Upper		●26516
Hose - Lower; (2 1/4" I.D.)		24236
986		
IH 6-Cyl. 436 Diesel		
1981-1976		
Belt - Fan & Alt.; W/A.C.	532746R1	②TR22648
Belt - Fan & Alt.; W/O A.C.	532746R1	TR22648
Belt - Fan To A.C.	874097C1	▲9395HD
Hose - Upper		●26516
Hose - Lower; (2 1/4" I.D.)		24236
Hose - By Pass; (1 1/4" I.D.)		24220
1026 Hydro; 1026 Hydro Farmall		
IH 6-Cyl. 407 Diesel		
1971-1969		
Belt - Fan & Alt.	385120R2	TR22664
Belt - A.C.		▲9610HD

▲ Standard Belt May Also Be Available.
≡ Cut to Fit.

● Vulco-Flex® Coolant Hose.
② Two Required.

Belts and Coolant Hose for Tractors

Application	Mfr. No.	Part No.	Application	Mfr. No.	Part No.
INTERNATIONAL HARVESTER - Continued			INTERNATIONAL HARVESTER - Continued		
1066; 1066 Farmall			1466; 1466 Farmall - Continued		
IH 6-Cyl. 414 Diesel			IH 6-Cyl. 436 Diesel - Continued		
1976-1971			1976-1971 - Continued		
Belt - Fan & Alt.; W/1/2" Belt T.W.; W/62 3/4" Belt O.C.	480240C91	②▲9625HD	Hose - Upper		●26523
Belt - Fan & Alt.; W/Single Belt; W/21/32" Belt T.W.; W/65" Belt O.C.	532746R1	TR22648	1468; 1468 Farmall		
Belt - Fan & Alt.; W/Dual Belts; W/21/32" Belt T.W.; W/65" Belt O.C.	532746R1	②TR22648	IH V-8 550 Diesel		
Belt - W.P. & Alt.	532746R1	TR22648	1974-1971		
Belt - A.C.; W/38 1/4" Belt O.C.	242270R2	▲9380HD	Belt - Fan; W/50 3/8" Belt O.C.	427205C91	②▲9500HD
Belt - A.C.; W/39 3/4" Belt O.C.	874097C1	▲9395HD	Belt - Fan; W/51 3/8" Belt O.C.		▲9510HD
Hose - Lower; (2 1/4" I.D.)		24236	Belt - W.P. & Alt.	236161R2	7470
			Belt - A.C.	527621R1	7480
			Hose - Lower - Eng. To Pipe		≈<20530
			1486		
			IH 6-Cyl. 436 Diesel		
			1981-1976		
			Belt - Fan & Alt.; W/A.C.	532746R1	②TR22648
			Belt - Fan & Alt.; W/O A.C.	532746R1	TR22648
			Belt - Fan To A.C.	874097C1	▲9395HD
			Hose - Upper		●26516
			1566		
			IH 6-Cyl. 436 Diesel		
			1976-1973		
			Belt - Fan & Alt.	532746R1	②TR22648
			Belt - A.C.	65337C2	▲9375HD
			Hose - Upper		●26523
			1586		
			IH V-8 550 Diesel		
			1976-1973		
			Belt - Fan	242268R1	②▲9500HD
			Belt - Alt.	236161R2	7470
			Hose - Lower - Eng. To Pipe		≈<20530
			1586		
			IH 6-Cyl. 436 Diesel		
			1981-1976		
			Belt - Fan & Alt.; W/A.C.	532746R1	②TR22648
			Belt - Fan & Alt.; W/O A.C.	532746R1	TR22648
			Belt - Fan To A.C.	874097C1	▲9395HD
			Hose - Upper		●26516
			2400A; 2400A Lo-Boy		
			IH 4-Cyl. 157		
			1974-1970		
			Belt - Fan & Alt.	523030R2	7530
			Hose - Upper		≈<21660
					or ●25474
			IH 4-Cyl. 179 Diesel		
			1974-1970		
			Belt - Fan & Alt.	534310R1	▲9630HD
			Hose - Upper		●26503
			2400B; 2400B Lo-Boy		
			IH 4-Cyl. 157		
			1977-1974		
			Hose - Lower		≈<21660
					or ●25474
			IH 4-Cyl. 179 Diesel		
			1977-1974		
			Hose - Lower		≈<21660
					or ●25474

② Two Required.
● Vulco-Flex® Coolant Hose.

▲ Standard Belt May Also Be Available.
≈< Cut to Fit.

Belts and Coolant Hose for Tractors

Application	Mfr. No.	Part No.	Application	Mfr. No.	Part No.
INTERNATIONAL HARVESTER - Continued			INTERNATIONAL HARVESTER - Continued		
2404 Industrial			2500B - Continued		
IH 4-Cyl. 135			IH 4-Cyl. 239 Diesel - Continued		
1967-1960			1977-1974 - Continued		
Belt - Fan & Gen.	403580R1	7430	Belt - W.P. & Alt.	403303R1	7545
Hose - Lower; W/1 3/8" I.D. Hose(1 3/8" I.D.)		24222	Hose - Upper		☞20957
Hose - Lower; W/2" I.D. Hose(2" I.D.)		24232		or	●26501
Hose - By Pass; (1/2" I.D.)		28439			
2424 Industrial; 2424 Lo-Boy Industrial			2500B Lo-Boy		
IH 4-Cyl. 146			IH 4-Cyl. 200		
1968-1964			1977-1974		
Belt - Fan & Gen.	403580R1	7430	Belt - Fan & Alt.	532030R2	7520
IH 4-Cyl. 154 Diesel			IH 4-Cyl. 239 Diesel		
1968-1964			1977-1974		
Belt - Fan	709502R1	TR22350	Belt - Fan & Alt./Gen.	534311R1	♣9610HD
			Belt - W.P. & Alt.	403303R1	7545
2444 Industrial; 2444 Lo-Boy Industrial			2504 Industrial		
IH 4-Cyl. 152			IH 4-Cyl. 152		
1971-1967			1968-1960		
Belt - Fan & Alt.; W/43 1/8" Belt O.C. .	387920R1	7425	Hose - Upper		☞20206
Belt - Fan & Alt./Gen.; W/43 5/8" Belt O.C.	403580R1	7430		or	●26509
Hose - Lower - Eng. To Pipe; (1 3/8" I.D.)		24222	Hose - Lower - Eng. To Pipe; (1 3/8" I.D.)		24222
Hose - Lower - Pipe To Rad.; (2" I.D.)		24232	Hose - Lower - Pipe To Rad.; (2 1/2" I.D.)		24240
Hose - By Pass; (1/2" I.D.)		28439	Hose - By Pass; (1/2" I.D.)		28439
IH 4-Cyl. 154 Diesel			IH 4-Cyl. 188 Diesel		
1971-1967			1968-1960		
Belt - Fan	237153R1	TR22373	Hose - Upper		☞20206
Belt - Alt.	401691R1	♣9341HD		or	●26509
Hose - Upper		☞20065	Hose - Lower - Eng. To Pipe; (2" I.D.)		24232
Hose - Lower		☞20661	Hose - Lower - Pipe To Rad.; (2 1/2" I.D.)		24240
		or	Hose - By Pass		20338
2500A			2544 Industrial		
IH 4-Cyl. 200			IH 4-Cyl. 200		
1974-1970			1973-1968		
Belt - Fan & Alt./Gen.	532031R2	7525	Belt - Fan & Alt.	403303R1	7545
Hose - Lower		☞21794	Belt - Fan & Gen.	314606C2	7541
		or	Hose - Lower		●25527
IH 4-Cyl. 239 Diesel			IH 4-Cyl. 239 Diesel		
1974-1970			1973-1968		
Belt - Fan & Alt./Gen.	534311R1	♣9610HD	Belt - Fan	534311R1	♣9610HD
Belt - W.P. & Alt.	403303R1	7545	Belt - Fan & Alt.	401128R1	♣9580HD
Hose - Upper		☞20957	Belt - W.P. & Alt.	315969R1	♣9490HD
2500A Lo-Boy			2606 Industrial		
IH 4-Cyl. 200			IH 6-Cyl. 236 Diesel		
1974-1970			1967-1962		
Belt - Fan & Alt./Gen.	532031R2	7525	Belt - Fan & Gen.; Ser. No. 13949 & Before	316250R1	♣9490HD
IH 4-Cyl. 239 Diesel			Belt - Fan & Gen.; Ser. No. 13950 & After		
1974-1970			382228R1		
Belt - Fan & Alt./Gen.	534311R1	♣9610HD	Hose - Upper		☞20611
Belt - W.P. & Alt.	403303R1	7545	Hose - Lower; (2" I.D.)		24232
			Hose - By Pass; (5/8" I.D.)		28441
2500B			2656 Industrial		
IH 4-Cyl. 200			IH 6-Cyl. 263		
1977-1974			1973-1966		
Belt - Fan & Alt.	532030R2	7520	Belt - Fan	396829R1	♣9440HD
Hose - Lower		☞21794	Belt - W.P. & Alt.	403617R1	♣9470HD
		or	Hose - Upper		●26510
			Hose - Lower		●26509
			Hose - By Pass		20338
IH 4-Cyl. 239 Diesel					
1977-1974					
Belt - Fan & Alt./Gen.	534311R1	♣9610HD			

♣ Standard Belt May Also Be Available.
● Vulco-Flex® Coolant Hose.

☞ Cut to Fit.

Belts and Coolant Hose for Tractors

Application	Mfr. No.	Part No.	Application	Mfr. No.	Part No.
INTERNATIONAL HARVESTER - Continued			INTERNATIONAL HARVESTER - Continued		
2656 Industrial - Continued			2806 Industrial - Continued		
IH 6-Cyl. 281 Diesel			IH 6-Cyl. 301 - Continued		
1973-1966			1967-1963 - Continued		
Belt - Fan; W/44" Belt O.C.	396829R1	▲9440HD	Belt - W.P. & Alt.; W/47 1/4" Belt O.C.	393415R1	▲9470HD
Belt - Fan; W/48 1/4" Belt O.C.	378113R2	▲9480HD	Belt - A.C.	395463R1	▲9620HD
Belt - Fan; W/49 1/4" Belt O.C.	385738R1	▲9490HD	Hose - Lower		●26510
Belt - Fan; W/51 1/4" Belt O.C.	396830R1	▲9510HD	Hose - By Pass		20338
Belt - W.P. & Alt./Gen.		▲9490HD	IH 6-Cyl. 361 Diesel		
Belt - A.C.	395463R1	▲9620HD	1967-1963		
Hose - Upper		●26510	Belt - Fan & Alt.	385120R1	TR22664
Hose - Lower		●26507	Belt - Fan & Gen.	380060R1	TR22657
Hose - By Pass; (5/8" I.D.)		28441	Belt - A.C.		9765
2706 Industrial			Hose - Upper		●26511
IH 6-Cyl. 263			Hose - Lower; (1 1/2" I.D.)		24224
1967-1963			Hose - Lower		●26515
Belt - Fan; W/47 1/4" Belt O.C.	393415R1	▲9470HD	Hose - By Pass; (1 1/2" I.D.)		24224
Belt - Fan; W/48 1/4" Belt O.C.	378113R1	▲9480HD	2826 Industrial		
Belt - W.P. & Alt./Gen.; W/46 1/2" Belt O.C.		▲9463HD	IH 6-Cyl. 358 Diesel		
Belt - W.P. & Alt.; W/47 1/4" Belt O.C.	393415R1	▲9470HD	1971-1969		
Belt - W.P. & Gen.	316250R1	▲9490HD	Belt - Fan & Alt.	530076R1	▲9640HD
Hose - Upper; Ser. No. 37236 & Before		●26510	Hose - Upper		●26509
Hose - Lower; Ser. No. 5273 & Before		●26509	Hose - Lower		●26524
Hose - Lower; Ser. No. 5274 & After		●26510	2856 Industrial		
Hose - By Pass		20338	IH 6-Cyl. 301		
IH 6-Cyl. 282 Diesel			1971-1967		
1967-1963			Belt - Fan	403617R1	▲9470HD
Belt - Fan; Ser. No. 49663 & Before ..	378113R1	▲9480HD	Belt - W.P. & Alt.	403617R1	▲9470HD
Belt - Fan; Ser. No. 49664 & After	385674R1	▲9490HD	Belt - A.C.	395463R1	▲9620HD
Belt - W.P. & Alt./Gen.; W/49 1/4" Belt O.C.		▲9490HD	Hose - Lower		●26510
Belt - W.P. & Alt.; W/64 1/4" Belt O.C.	396543R1	▲9640HD	Hose - By Pass		20338
Belt - A.C.; W/62 1/4" Belt O.C.	395463R1	▲9620HD	IH 6-Cyl. 407 Diesel		
Belt - A.C.; W/72 1/4" Belt O.C.	397397R1	▲9720HD	1971-1967		
Hose - Upper; Ser. No. 5273 & Before		●26510	Belt - Fan & Alt.	385120R2	TR22664
Hose - Upper; Ser. No. 5274 & After		or <20611	Belt - A.C.	395462R1	9765
		●26508	Hose - Upper		●26511
Hose - Lower; Ser. No. 5273 & Before(2" I.D.)		24232	Hose - Lower		●26516
Hose - Lower; Ser. No. 5273 & Before		●26507	Hose - By Pass		<20573
Hose - Lower; Ser. No. 5274 & After		●26524	3088; 3288		
Hose - By Pass; (5/8" I.D.)		28441	IH 6-Cyl. 358 Diesel		
2756 Industrial			1985-1981		
IH 6-Cyl. 291			Belt - Fan & Alt.	80130C1	▲9640HD
1971-1969			Belt - A.C.; W/52 3/4" Belt O.C.	680614R1	▲9525HD
Belt - Fan; W/47 1/4" Belt O.C.	393415R1	▲9470HD	Belt - A.C.; W/54 1/4" Belt O.C.	280210C2	▲9540HD
Belt - Fan; W/48 1/4" Belt O.C.	378113R1	▲9480HD	3388		
Belt - W.P. & Alt./Gen.; W/46 1/2" Belt O.C.		▲9463HD	IH 6-Cyl. 436 Diesel		
Belt - W.P. & Alt.; W/47 1/4" Belt O.C.	393415R1	▲9470HD	1981-1978		
Belt - W.P. & Gen.	316250R1	▲9490HD	Belt - Fan & Alt.	532746R1	②TR22648
Hose - Lower		●26510	Belt - A.C.	874097C1	▲9395HD
IH 6-Cyl. 310 Diesel			Hose - Upper		●26516
1971-1969			Hose - Lower - Eng. To Pipe; (2 3/4" I.D.)		24244
Belt - Fan	396543R1	▲9640HD	3400A Loader		
Belt - W.P. & Alt./Gen.; W/49 1/4" Belt O.C.		▲9490HD	IH C175		
Belt - W.P. & Alt.; W/64 1/4" Belt O.C.	396543R1	▲9640HD	1976-1972		
Belt - A.C.	395463R1	▲9620HD	Belt - Fan & Alt.	532030R2	7516
Hose - Upper		<20611	Hose - Lower		<21660
		or ●26508	IH D179 Diesel		
Hose - Lower		●26524	1976-1972		
Hose - By Pass; (1 1/2" I.D.)		24224	Belt - Fan & Alt.	534310R1	▲9630HD
2806 Industrial			Hose - Upper		●26503
IH 6-Cyl. 301			1967-1963		
1967-1963			Belt - Fan; W/47 1/4" Belt O.C.	393415R1	▲9470HD
Belt - Fan; W/48 1/4" Belt O.C.	378113R1	▲9480HD	Belt - Fan; W/48 1/4" Belt O.C.	378113R1	▲9480HD
Belt - W.P. & Alt./Gen.; W/46 1/2" Belt O.C.		▲9463HD	Belt - W.P. & Alt./Gen.; W/46 1/2" Belt O.C.		▲9463HD

▲ Standard Belt May Also Be Available.
 < Cut to Fit.

● Vulco-Flex® Coolant Hose.
 ② Two Required.

Agricultural Equipment

Belts and Coolant Hose for Tractors

Application	Mfr. No.	Part No.	Application	Mfr. No.	Part No.
INTERNATIONAL HARVESTER - Continued			INTERNATIONAL HARVESTER - Continued		
3414 Loader			3514 Loader - Continued		
IH BC144			IH 4-Cyl. 239 Diesel - Continued		
1967-1961			1972-1965 - Continued		
Belt - Fan; W/31 3/4" Belt O.C.	48878D	▲9313HD	Belt - Fan & Alt.; W/O Syncro Mesh		
Belt - Fan; W/34 3/4" Belt O.C.	376371R1	TR22344	Trans.	401128R1	▲9580HD
Belt - Alt.	401691R1	▲9341HD	3588		
Hose - Upper		✂20065	IH 6-Cyl. 466 Diesel		
		or ●25472	1981-1978		
Hose - Lower		●25251	Belt - Fan & Alt.	532746R1	ⓉTR22648
IH 4-Cyl. 153 Diesel			Belt - A.C.	874097C1	▲9395HD
1967-1961			Hose - Upper		●26516
Belt - Fan; W/31 3/4" Belt O.C.	48878D	▲9313HD	Hose - Lower; (2 3/4" I.D.)		24244
Belt - Fan; W/34 3/4" Belt O.C.	376371R1	TR22344	3688		
Belt - Alt.	401691R1	▲9341HD	IH 6-Cyl. 436 Diesel		
Hose - Upper		✂20065	1985-1982		
		or ●25472	Belt - Fan	131201C91	TR24638
Hose - Lower		●25251	Belt - Fan & Alt.	532746R1	TR22648
3444 Loader			Belt - Alt.	131201C91	TR24638
IH BC144			Belt - A.C.; W/40 1/4" Belt O.C.	242269R2	▲9400HD
1971-1967			Belt - A.C.; W/41 1/4" Belt O.C.	288202C2	▲9412HD
Belt - Fan; W/31 3/4" Belt O.C.	48878D	▲9313HD	Belt - A.C.; W/41 7/8" Belt O.C.	1250587C1	▲9415HD
Belt - Fan; W/34 3/4" Belt O.C.	376371R1	TR22344	3788		
Belt - Alt.	401691R1	▲9341HD	IH 6-Cyl. 466 Diesel		
IH 4-Cyl. 153 Diesel			1981-1980		
1971-1967			Belt - Fan & Alt.	532746R1	ⓉTR22648
Belt - Fan; W/31 3/4" Belt O.C.	48878D	▲9313HD	Belt - A.C.	874097C1	▲9395HD
Belt - Fan; W/34 3/4" Belt O.C.	376371R1	TR22344	Hose - Upper		●26516
Belt - Alt.	401691R1	▲9341HD	Hose - Lower; (2 3/4" I.D.)		24244
3488			4100		
IH 6-Cyl. 466 Diesel			IH 6-Cyl. 429 Diesel		
1985-1981			1968-1965		
Belt - W.P. & Alt.	532746R1	TR22648	Belt - Fan	390460R1	TR28680
Belt - A.C.; W/40 1/2" Belt O.C.	242269R2	▲9400HD	Belt - W.P. & Alt.	390461R1	TR22588
Belt - A.C.; W/42" Belt O.C.	1250587C1	▲9415HD	Belt - A.C.	396472R1	▲9650HD
3500A Loader			Hose - By Pass; (1 1/2" I.D.)		24224
IH D239 Diesel			4156		
1978-1972			IH 6-Cyl. 429 Diesel		
Belt - Fan & Alt.	403303R1	7545	1970-1969		
3514 Loader			Belt - Fan	390460R1	TR28680
IH 4-Cyl. 153			Belt - W.P. & Alt.	390461R1	TR22588
1972-1965			Belt - A.C.	396472R1	▲9650HD
Belt - Fan		▲9490HD	Hose - Upper		●26532
Belt - W.P. & Gen.	151529R1	7440	Hose - Lower; (3" I.D.)		Ⓣ24948
Hose - Upper		●26510	Hose - By Pass; (1 1/2" I.D.)		24224
Hose - Lower; (1 3/8" I.D.)		24222	4166		
Hose - By Pass; (1/2" I.D.)		28439	IH 6-Cyl. 436 Diesel		
IH 4-Cyl. 175			1976-1972		
1972-1965			Belt - W.P. & Alt.	532746R1	ⓉTR22648
Belt - Fan & Alt.	403303R1	7545	Belt - A.C.	65337C2	▲9375HD
IH 4-Cyl. 188 Diesel			Hose - Upper		●26524
1972-1965			Hose - Lower; (3" I.D.)		Ⓣ24948
Belt - Fan	385674R1	▲9490HD	4300		
Belt - W.P. & Gen.	315969R1	▲9480HD	IH 6-Cyl. 817 Diesel		
Hose - Upper		●26510	1970-1967		
Hose - Lower; (2" I.D.)		24232	Belt - Gen.	173447H1	▲9470HD
Hose - By Pass		20338	Hose - Upper; (2 7/8" I.D.)		Ⓣ24946
IH 4-Cyl. 239 Diesel					
1972-1965					
Belt - Fan & Alt.; W/Syncro Mesh					
Trans.	403303R1	7545			

▲ Standard Belt May Also Be Available.
 ● Vulco-Flex® Coolant Hose.
 Ⓣ Use Wire Inserted Green Stripe® Coolant Hose.

✂ Cut to Fit.
 Ⓣ Two Required.

Belts and Coolant Hose for Tractors

Application	Mfr. No.	Part No.	Application	Mfr. No.	Part No.
INTERNATIONAL HARVESTER - Continued			INTERNATIONAL HARVESTER - Continued		
4366			6388 - Continued		
IH 6-Cyl. 466 Diesel			IH 6-Cyl. 436 Diesel - Continued		
1976-1973			1985-1981 - Continued		
Belt - Fan	532746R1	②TR22648	Belt - A.C.		▲9415HD
Belt - A.C.; W/37 3/4" Belt O.C.	65337C2	▲9375HD	Hose - Lower - Pipe To Rad.; (2 3/4" I.D.)		24444
Belt - A.C.; W/38 3/4" Belt O.C.	131403C1	▲9385HD	Hose - By Pass		21461
Hose - Upper		●26513			
4386			6588; 6788		
IH 6-Cyl. 466 Diesel			IH 6-Cyl. 466 Diesel		
1981-1976			1985-1981		
Belt - Fan; Ser. No. 1499 & Before	532746R1	②TR22648	Belt - Fan & Alt.	532746R1	②TR22648
Belt - Fan; Ser. No. 1500 & After	131201C91	②TR24638	Belt - A.C.		▲9415HD
Belt - A.C.; Ser. No. 1499 & Before	65337C2	▲9375HD	Hose - Lower - Pipe To Rad.; (2 3/4" I.D.)		24444
Belt - A.C.; Ser. No. 1500 & After	131403C1	▲9385HD	Hose - By Pass		21461
Hose - Upper; (2 1/4" I.D.)		24236			
Hose - Lower; (2 1/2" I.D.)		24240			
4568			7288		
IH V-8 798 Diesel			IH 6-Cyl. 466 Diesel		
1976-1975			1985		
Belt - Fan & W.P.	680600C1	③TR22648	Belt - Fan & Alt.	537072R91	②TR22648
Belt - Alt. & A.C.; W/60 1/4" Belt O.C. .	131304C1	②▲9600HD	Belt - A.C.	164550R2	▲9425HD
Belt - Alt. & A.C.; W/62 1/4" Belt O.C.		②▲9620HD			
Belt - Alt. & A.C.; W/63 1/4" Belt O.C.		②▲9630HD			
Hose - Upper; (1 3/4" I.D.)		24228			
Hose - Lower; (3" I.D.)		24248			
4586			7488		
IH V-8 798 Diesel			IH 6-Cyl. 466 Diesel		
1981-1976			1985		
Belt - Fan & W.P.; Ser. No. 1500 & Before	680600C1	④TR22648	Belt - Fan & Alt.	65999C1	②TR24638
Belt - Fan & W.P.; Ser. No. 1501 & After		④TR24638	Belt - A.C.	1250587C1	▲9415HD
Belt - Alt. & A.C.; W/60 1/4" Belt O.C. .	131304C1	②▲9600HD			
Belt - Alt. & A.C.; W/63 1/4" Belt O.C.		②▲9630HD			
Hose - Upper; (1 3/4" I.D.)		24228			
Hose - Lower; (3" I.D.)		24248			
4786			21206 Industrial		
IH V-8 798 Diesel			IH 6-Cyl. 361 Diesel		
1981-1978			1967-1965		
Belt - Fan & W.P.	680600C1	③TR22648	Belt - Fan & Alt.		TR22664
Belt - Alt. & A.C.		②▲9600HD	Belt - A.C.		9765
Hose - Upper; (1 3/4" I.D.)		24228	Hose - Lower		●26515
Hose - Lower - Eng. To Pipe; (2 1/2" I.D.)		24240	Hose - By Pass		≡<20267
Hose - Lower - Pipe To Rad.; (2 3/4" I.D.)		24244			
5088			21256 Industrial		
IH 6-Cyl. 436 Diesel			IH 6-Cyl. 407 Diesel		
1985-1981			1969-1967		
Belt - Fan & Alt.; W/A.C.	65999C1	②TR24638	Belt - Fan & Alt.	385120R2	TR22664
Belt - Fan & Alt.; W/O A.C.	532746R1	TR22648	Belt - A.C.		▲9610HD
Belt - A.C.	1250587C1	▲9415HD			
5288; 5488			A Farmall		
IH 6-Cyl. 466 Diesel			IH 4-Cyl. 113		
1985-1981			1947-1939		
Belt - Fan & Alt.; W/A.C.	65999C1	②TR24638	Belt - Fan	46869D	TR26341
Belt - Fan & Alt.; W/O A.C.	532746R1	TR22648	Belt - W.P.	48032DA	TR24379
Belt - A.C.	1250587C1	▲9415HD	Belt - Gen.; W/Bosch Compr.	52318DA	9279
			Belt - Gen.; W/Delco Compr.	49291D	9260
6388			AV Farmall		
IH 6-Cyl. 436 Diesel			IH 4-Cyl. 113		
1985-1981			1947-1941		
Belt - Fan & Alt.	532746R1	②TR22648	Belt - Fan	46869D	TR26341
Belt - A.C.	1250587C1	▲9415HD	Belt - W.P.	48032DA	TR24379
			Belt - Gen.; W/Bosch Compr.	52318DA	9279
			Belt - Gen.; W/Delco Compr.	49291D	9260
6388			B Farmall		
IH 6-Cyl. 436 Diesel			IH 4-Cyl. 113		
1985-1981			1947-1939		
Belt - Fan & Alt.	532746R1	②TR22648	Belt - Fan	46869D	TR26341
			Belt - W.P.	48032DA	TR24379
			Belt - Gen.; W/Bosch Compr.	52318DA	9279
			Belt - Gen.; W/Delco Compr.	49291D	9260

② Two Required.
 ● Vulco-Flex® Coolant Hose.
 ④ Four Required.

▲ Standard Belt May Also Be Available.
 ③ Three Required.
 ≡< Cut to Fit.

Belts and Coolant Hose for Tractors

Agricultural Equipment

Application	Mfr. No.	Part No.	Application	Mfr. No.	Part No.
INTERNATIONAL HARVESTER - Continued			INTERNATIONAL HARVESTER - Continued		
C Farmall			HV Farmall		
IH 4-Cyl. 113			IH 4-Cyl. 152		
1951-1948			1953-1942		
Belt - Fan	46869D	TR26341	Belt - Fan	368085R1	TR24379
Belt - W.P.	48032DA	TR24379	Belt - Gen.	48878D	▲9313HD
Belt - Gen.; W/Bosch Compr.	52318DA	9279	Hose - Upper; (1 3/4" I.D.)		24228
Belt - Gen.; W/Delco Compr.	49291D	9260	Hose - Lower; (1 1/2" I.D.)		24224
Cub			I-6 McCormick-Deering		
IH 4-Cyl. 60			IH 4-Cyl. 248		
1979-1964			1953-1940		
Belt - Fan	251428R1	TR24315	Belt - Fan	16131D	TR30467
Belt - Gen.; Ser. No. 501 Thru 165152	351321R1	6821	Belt - Gen.; W/Bosch Compr.	54857DB	9300
Belt - Gen.; Ser. No. 165153 & After ..	358213R1	2220	Belt - Gen.; W/Delco Compr.	49341D	▲9335HD
Hose - Upper; (1 3/4" I.D.)		24228			
Hose - Lower; (1 5/8" I.D.)		24226			
Cub Farmall			I-9 McCormick-Deering		
IH 4-Cyl. 60			IH 4-Cyl. 335		
1964-1947			1953-1940		
Belt - Fan	251428R1	TR24315	Belt - Fan	48042D	TR30484
Belt - Gen.; Ser. No. 501 Thru 165152	351321R1	6821	Belt - Gen.	54867D	▲9355HD
Belt - Gen.; Ser. No. 165153 & After ..	358213R1	2220			
Hose - Upper; (1 3/4" I.D.)		24228			
Hose - Lower; (1 5/8" I.D.)		24226			
Cub Lo-Boy			ID-6 McCormick-Deering		
IH 4-Cyl. 60			IH 4-Cyl. 248 Diesel		
1968-1955			1953-1940		
Belt - Fan	251428R1	TR24315	Belt - Fan; W/47 1/4" Belt O.C.	16131D	TR30467
			Belt - Fan; W/48 7/8" Belt O.C.	48042D	TR30484
			Belt - Gen.; W/Bosch Compr.	54857DB	9300
			Belt - Gen.; W/Delco Compr.	52318DA	9279
Cub Lo-Boy 154			ID-9 McCormick-Deering		
IH 4-Cyl. 60			IH 4-Cyl. 335 Diesel		
1974-1968			1953-1940		
Belt - Fan & Gen.	527621R1	7480	Belt - Fan; W/47 1/4" Belt O.C.	16131D	TR30467
			Belt - Fan; W/48 7/8" Belt O.C.	48042D	TR30484
			Belt - Gen.; W/Bosch Compr.	54857DB	9300
			Belt - Gen.; W/Delco Compr.	52318DA	9279
Cub Lo-Boy 184			M Farmall		
IH 4-Cyl. 60			IH 4-Cyl. 248		
1980-1977			1952-1939		
Belt - Fan & Gen.	527621R1	7480	Belt - Fan	277448R1	TR30467
			Belt - Gen.; W/Bosch Compr.	54867D	▲9355HD
			Belt - Gen.; W/Delco Compr.	49341D	▲9335HD
			Hose - Upper; (2 1/8" I.D.)		24234
			Hose - Lower - Eng. To Pipe; (2" I.D.)		24232
			Hose - Lower - Pipe To Rad.; (2" I.D.)		24232
Cub Lo-Boy Farmall			MD Farmall; MDV Farmall		
IH 4-Cyl. 60			IH 4-Cyl. 248 Diesel		
1968-1955			1952-1941		
Belt - Fan	251428R1	TR24315	Belt - Fan	16131D	TR30467
			Belt - Gen.; W/Bosch Compr.	54857DB	9300
			Belt - Gen.; W/Delco Compr.	52318DA	9279
			Hose - Upper; (2 1/8" I.D.)		24234
			Hose - Lower - Eng. To Pipe; (2" I.D.)		24232
			Hose - Lower - Pipe To Rad.; (2" I.D.)		24232
Farmall Regular			MV Farmall		
IH 4-Cyl. 221			IH 4-Cyl. 248		
1932-1924			1952-1939		
Belt - Fan	369290R1	▲9463HD	Belt - Fan	277448R1	TR30467
Belt - W.P.	304019R1	▲9490HD	Belt - Gen.; W/Bosch Compr.	54867D	▲9355HD
			Belt - Gen.; W/Delco Compr.	49341D	▲9335HD
			Hose - Upper; (2 1/8" I.D.)		24234
			Hose - Lower - Eng. To Pipe; (2" I.D.)		24232
			Hose - Lower - Pipe To Rad.; (2" I.D.)		24232
H Farmall					
IH 4-Cyl. 152					
1953-1939					
Belt - Fan	368085R1	TR24379			
Belt - Gen.	48878D	▲9313HD			
Hose - Upper; (1 3/4" I.D.)		24228			
Hose - Lower; (1 1/2" I.D.)		24224			

▲ Standard Belt May Also Be Available.

Belts and Coolant Hose for Tractors

Application	Mfr. No.	Part No.	Application	Mfr. No.	Part No.
INTERNATIONAL HARVESTER - Continued			INTERNATIONAL HARVESTER - Continued		
O-4 McCormick			Super M Farmall - Continued		
IH 4-Cyl. 152			IH 4-Cyl. 264 - Continued		
1953-1940			1954-1952 - Continued		
Belt - Fan	48032D	TR24379	Hose - Upper; (2 1/8" I.D.)		24234
Belt - Gen.		♣9309HD	Hose - Lower - Eng. To Pipe; (2" I.D.)		24232
Hose - Upper; (1 3/4" I.D.)		24228	Hose - Lower - Pipe To Rad.; (2" I.D.)		24232
Hose - Lower - Eng. To Pipe; (1 1/2" I.D.)		24224			
Hose - Lower - Pipe To Rad.; (1 1/2" I.D.)		24224	IH 4-Cyl. 264 LPG		
O-6 McCormick			1954-1952		
IH 4-Cyl. 248			Belt - Fan	277448R1	TR30467
1953-1940			Belt - Gen.; W/Bosch Compr.	54867D	♣9355HD
Belt - Fan	16131D	TR30467	Belt - Gen.; W/Delco Compr.	49341D	♣9335HD
Belt - Gen.; W/Bosch Compr.	54867D	♣9355HD	Hose - Upper; (2 1/8" I.D.)		24234
Belt - Gen.; W/Delco Compr.	49341D	♣9335HD	Hose - Lower - Eng. To Pipe; (2" I.D.)		24232
Hose - Upper; (2 1/8" I.D.)		24234	Hose - Lower - Pipe To Rad.; (2" I.D.)		24232
Hose - Lower - Eng. To Pipe; (2" I.D.)		24232	Super M-TA Farmall		
Hose - Lower - Pipe To Rad.; (2" I.D.)		24232	IH 4-Cyl. 264		
OS-4 McCormick			1954		
IH 4-Cyl. 152			Belt - Fan	69490DA	TR30467
1953-1944			Belt - Gen.	49341D	♣9335HD
Belt - Fan	48032D	TR24379	Hose - Upper; (2 1/8" I.D.)		24234
Belt - Gen.		♣9309HD	Hose - Lower; (2" I.D.)		24232
Hose - Upper; (1 3/4" I.D.)		24228	IH 4-Cyl. 264 LPG		
Hose - Lower - Eng. To Pipe; (1 1/2" I.D.)		24224	1954		
Hose - Lower - Pipe To Rad.; (1 1/2" I.D.)		24224	Belt - Fan	69490DA	TR30467
OS-6 McCormick			Belt - Gen.	49341D	♣9335HD
IH 4-Cyl. 248			Hose - Upper; (2 1/8" I.D.)		24234
1953-1944			Hose - Lower; (2" I.D.)		24232
Belt - Fan	16131D	TR30467	Super MD Farmall		
Belt - Gen.; W/Bosch Compr.	54867D	♣9355HD	IH 4-Cyl. 264 Diesel		
Belt - Gen.; W/Delco Compr.	49341D	♣9335HD	1954-1952		
Hose - Upper; (2 1/8" I.D.)		24234	Belt - Fan	16131D	TR30467
Hose - Lower - Eng. To Pipe; (2" I.D.)		24232	Belt - Gen.; W/Bosch Compr.	54857DB	9300
Hose - Lower - Pipe To Rad.; (2" I.D.)		24232	Belt - Gen.; W/Delco Compr.	52318DA	9279
Super A1 Farmall; Super A Farmall			Super MV Farmall		
IH 4-Cyl. 113			IH 4-Cyl. 264		
1954-1947			1954-1952		
Belt - Fan	46869D	TR26341	Hose - Upper; (2 1/8" I.D.)		24234
Belt - W.P.	48032DA	TR24379	Hose - Lower - Eng. To Pipe; (2" I.D.)		24232
Belt - Gen.; W/Bosch Compr.	52318DA	9279	Hose - Lower - Pipe To Rad.; (2" I.D.)		24232
Belt - Gen.; W/Delco Compr.	49291D	9260	IH 4-Cyl. 264 LPG		
Super C Farmall			1954-1952		
IH 4-Cyl. 123			Hose - Upper; (2 1/8" I.D.)		
1954-1951			Hose - Lower - Eng. To Pipe; (2" I.D.)		
Belt - Fan	368084R1	TR26353	Hose - Lower - Pipe To Rad.; (2" I.D.)		
Belt - W.P.	48032DA	TR24379	Super MV-TA Farmall		
Belt - Gen.; W/Bosch Compr.	52318DA	9279	IH 4-Cyl. 264		
Belt - Gen.; W/Delco Compr.	49291D	9260	1955-1954		
Super H Farmall; Super HV Farmall			Belt - Fan	69490DA	TR30467
IH 4-Cyl. 164			Belt - Gen.	49341D	♣9335HD
1954-1952			IH 4-Cyl. 264 LPG		
Belt - Fan	368085R1	TR24379	1955-1954		
Belt - Gen.	48878D	♣9313HD	Belt - Fan	69490DA	TR30467
Super M Farmall			Belt - Gen.	49341D	♣9335HD
IH 4-Cyl. 264			Super W-4 McCormick		
1954-1952			IH 4-Cyl. 164		
Belt - Fan	277448R1	TR30467	1954-1953		
Belt - Gen.; W/Bosch Compr.	54867D	♣9355HD	Belt - Fan	48032D	TR24379
Belt - Gen.; W/Delco Compr.	49341D	♣9335HD	Belt - Gen.	48878D	♣9313HD

♣ Standard Belt May Also Be Available.

Agricultural Equipment

Belts and Coolant Hose for Tractors

Agricultural Equipment

Application	Mfr. No.	Part No.
INTERNATIONAL HARVESTER - Continued		
Super W-6 McCormick		
IH 4-Cyl. 264		
1954-1952		
Belt - Fan	69490DA	TR30467
Belt - Gen.; W/Bosch Compr.	54867D	▲9355HD
Belt - Gen.; W/Delco Compr.	49341D	▲9335HD
Hose - Upper; W/1 1/2" I.D. Hose(1 1/2" I.D.)		24224
Hose - Upper; W/2 1/8" I.D. Hose(2 1/8" I.D.)		24234
Hose - Lower - Eng. To Pipe; (2" I.D.)		24232
Hose - Lower - Pipe To Rad.; (2" I.D.)		24232
Super W-6TA McCormick		
IH 4-Cyl. 264		
1954		
Belt - Fan	69490DA	TR30467
Belt - Gen.	49341D	▲9335HD
Hose - Upper; (2 1/8" I.D.)		24234
Hose - Lower - Eng. To Pipe; (2" I.D.)		24232
Hose - Lower - Pipe To Rad.; (2" I.D.)		24232
Super WD-6 McCormick		
IH 4-Cyl. 264 Diesel		
1954-1952		
Belt - Fan	69490DA	TR30467
Belt - Gen.; W/Bosch Compr.	52318DA	9279
Belt - Gen.; W/Delco Compr.	54857DB	9300
Hose - Upper; (2 1/8" I.D.)		24234
Hose - Lower - Eng. To Pipe; (2" I.D.)		24232
Hose - Lower - Pipe To Rad.; (2" I.D.)		24232
Super WD-9 McCormick		
IH 4-Cyl. 350 Diesel		
1956-1953		
Belt - Fan	48042D	TR30484
Belt - W.P. & Hyd. Pump	363599R1	TR28557
Belt - Gen.; W/Bosch Compr.	52318DA	9279
Belt - Gen.; W/Delco Compr.	54857DB	9300
Hose - Upper; (2 1/8" I.D.)		24234
Hose - Lower - Eng. To Pipe; (2 1/8" I.D.)		24234
Hose - Lower - Pipe To Rad.; (2 1/8" I.D.)		24234
T4		
IH 4-Cyl. 123		
1960-1959		
Belt - Fan & Gen.	367697R1	7417
Hose - Lower; (1 3/8" I.D.)		24222
T5		
IH 4-Cyl. 135		
1960-1959		
Belt - Fan & Gen.	367697R1	7417
Hose - Lower; (1 3/8" I.D.)		24222
T6		
IH 4-Cyl. 248		
1956-1940		
Belt - Fan	277448R1	TR30467
Belt - Gen.	49341D	▲9335HD
Hose - Upper; (2 1/8" I.D.)		24234
Hose - Lower; (2" I.D.)		24232
Hose - By Pass; (1 1/2" I.D.)		24224
T6 61 Series		
IH 4-Cyl. 264		
1959-1956		
Belt - Fan	277448R1	TR30467

Application	Mfr. No.	Part No.
INTERNATIONAL HARVESTER - Continued		
T6 61 Series - Continued		
IH 4-Cyl. 264 - Continued		
1959-1956 - Continued		
Belt - Gen.	54867D	▲9355HD
Hose - Upper		☉20206
Hose - Lower; (2" I.D.)		24232
Hose - By Pass; (1 1/2" I.D.)		24224
T6 62 Series		
IH 4-Cyl. 263		
1969-1959		
Belt - Fan	306632R1	TR28522
Belt - W.P. & Gen.	306910R1	TR25508
Hose - Upper		☉20611
		or ●26509
Hose - Lower; (2" I.D.)		24232
Hose - Lower		●26507
Hose - By Pass		20338
T9		
IH 4-Cyl. 334		
1956-1940		
Belt - Fan	48042D	TR30484
Belt - Gen.; W/Bosch Compr.	54857DB	9300
Belt - Gen.; W/Delco Compr.	54867D	▲9355HD
Hose - Upper; (2 1/8" I.D.)		24234
Hose - Lower; (2 1/8" I.D.)		24234
T14		
IH 4-Cyl. 460		
1950-1940		
Belt - Fan	30982D	TR32571
Belt - Gen.	54857DB	9300
T18		
IH 4-Cyl. 221		
1949-1938		
Belt - Fan	32542D	☉TR28616
T340		
IH 4-Cyl. 135		
1964-1958		
Belt - Fan & Gen.; W/41 5/8" Belt O.C.	367697R1	7417
Belt - Fan & Gen.; W/42 5/8" Belt O.C.	610380C1	7420
Belt - Fan & Gen.; W/43 1/8" Belt O.C.	225532R1	7430
Hose - Lower; (1 3/8" I.D.)		24222
Hose - By Pass; (1 1/2" I.D.)		24224
TD5		
IH 4-Cyl. 144 Diesel		
1960-1959		
Belt - Fan	709502R1	TR22350
Belt - Gen.	704449R1	▲9309HD
Hose - Lower		●25251
TD6		
IH 4-Cyl. 248 Diesel		
1956-1940		
Belt - Fan	277448R1	TR30467
Belt - Gen.; Ser. No. 32570 & Before .	54857DB	9300
Belt - Gen.; Ser. No. 32571 & After	52318DA	9279
TD6 61 Series		
IH 4-Cyl. 264 Diesel		
1959-1956		
Belt - Fan	277448R1	TR30467

▲ Standard Belt May Also Be Available.
 ● Vulco-Flex® Coolant Hose.

☉ Cut to Fit.
 ☉ Two Required.

Belts and Coolant Hose for Tractors

Application	Mfr. No.	Part No.	Application	Mfr. No.	Part No.
INTERNATIONAL HARVESTER - Continued			INTERNATIONAL HARVESTER - Continued		
TD6 61 Series - Continued			TD9B - Continued		
IH 4-Cyl. 264 Diesel - Continued			IH 6-Cyl. 282 Diesel - Continued		
1959-1956 - Continued			1974-1962 - Continued		
Belt - Gen.; Ser. No. 40271 & Before .	49341D	▲9335HD	Belt - Fan; W/Power Shift Trans.	328539R1	TR28616
Belt - Gen.; Ser. No. 40272 & After		▲9319HD	Belt - Alt.	670572C1	TR22495
Hose - Upper		≈<20172	Belt - Gen.	306658R1	TR22514
Hose - Lower; (2" I.D.)		24232	Hose - Upper		●26511
Hose - By Pass; (1 1/2" I.D.)		24224	Hose - Lower; (2" I.D.)		24232
TD6 62 Series			TD12		
IH 6-Cyl. 282 Diesel			IH 6-Cyl. 466 Diesel		
1969-1959			1994-1981		
Belt - Fan; W/Outboard Type	306633R1	TR28550	Belt - Fan & Alt.		②TR22664
Belt - Fan; W/O Outboard Type	306632R1	TR28522	Hose - Upper - Eng. To Pipe; (2 1/4" I.D.)		24236
Belt - Gen.	306658R1	TR22514	Hose - Upper - Pipe To Rad.; (2 1/4" I.D.)		24236
Hose - Upper		≈<20172	Hose - Lower		●26507
		or ●26509	Hose - By Pass; (5/8" I.D.)		28441
Hose - Lower; (2" I.D.)		24232	TD14		
Hose - Lower		●26507	IH 4-Cyl. 460 Diesel		
Hose - By Pass; (5/8" I.D.)		28441	1958-1939		
TD7E			1958-1939		
IH 4-Cyl. 239 Diesel			Belt - Fan		
1988-1974			Belt - Gen.		
Belt - Fan & Alt.	621770C1	▲9555HD		30982D	TR32571
Hose - Upper		●26501		54857DB	9300
Hose - By Pass		≈<20065	TD14 141 Series		
		or ●25526	IH 4-Cyl. 460 Diesel		
TD8E			1958-1939		
IH 4-Cyl. 239 Diesel			Hose - Upper; (2 1/8" I.D.)		
1987-1974			Hose - Lower; (2 1/8" I.D.)		
Belt - Fan & Alt.	621770C1	▲9555HD			24234
TD9			24234		
IH 4-Cyl. 350 Diesel			TD14A		
1962-1956			IH 4-Cyl. 460 Diesel		
Belt - Fan	48042D	TR30484	1958-1939		
Belt - Alt.	670572C1	TR22495	Belt - Fan		
Belt - Gen.; W/Bosch Compr.; W/28" Belt O.C.		9279	Belt - Gen.		
Belt - Gen.; W/Bosch, Delco-Remy Compr.; W/30 1/4" Belt O.C.		9300		30982D	TR32571
Hose - Upper; (2 1/8" I.D.)		24234		61284D	▲9319HD
Hose - Lower; (2 1/8" I.D.)		24234	TD14A 141 Series		
Hose - By Pass; (1 1/2" I.D.)		24224	IH 4-Cyl. 460 Diesel		
TD9 91 Series			1958-1939		
IH 6-Cyl. 282 Diesel			Hose - Upper; (2 1/8" I.D.)		
1959-1956			Hose - Lower; (2 1/8" I.D.)		
Hose - Upper		≈<20172			24234
Hose - Lower; (2 1/8" I.D.)		24234			24234
Hose - By Pass; (1 1/2" I.D.)		24224	TD14A 142 Series		
TD9 92 Series			IH 4-Cyl. 460 Diesel		
IH 6-Cyl. 282 Diesel			1958-1939		
1962-1959			Hose - Upper; (2 3/8" I.D.)		
Hose - Upper; (2" I.D.)		24232	Hose - Lower; (2 1/8" I.D.)		
Hose - Lower; (2" I.D.)		24232			24238
Hose - Lower		●26507			24234
Hose - By Pass; (5/8" I.D.)		28441	TD15		
TD9B			IH 6-Cyl. 534 Diesel		
IH 6-Cyl. 282 Diesel			1966-1958		
1974-1962			Belt - Fan & Alt.		
Belt - Fan; W/Man. Trans.	328540R1	TR28575	Belt - Fan & Gen.		
TD9 91 Series			Hose - Upper - Eng. To Pipe; (2 1/4" I.D.)		
1959-1956			Hose - Upper - Pipe To Rad.; (2 1/4" I.D.)		
Hose - Upper		≈<20172	Hose - Lower		
Hose - Lower; (2 1/8" I.D.)		24234			②TR22664
Hose - By Pass; (1 1/2" I.D.)		24224			②TR24709
TD9 92 Series			24236		
IH 6-Cyl. 282 Diesel			24236		
1962-1959			≈<21042		
Hose - Upper; (2" I.D.)		24232	TD15-150		
Hose - Lower; (2" I.D.)		24232	IH DT407 Diesel		
Hose - Lower		●26507	1961-1958		
Hose - By Pass; (5/8" I.D.)		28441	Belt - Fan & Gen.		
TD9B			Hose - Upper; (2 3/8" I.D.)		
IH 6-Cyl. 282 Diesel			Hose - Lower - Eng. To Pipe; (2 3/4" I.D.)		
1974-1962			Hose - Lower - Pipe To Rad.; (2 3/4" I.D.)		
Belt - Fan; W/Man. Trans.	328540R1	TR28575	Hose - Lower; W/Std. Cool.(2 3/4" I.D.)		
TD9 91 Series					②TR24709
1959-1956					24238
Hose - Upper		≈<20172			24244
Hose - Lower; (2 1/8" I.D.)		24234			24244
Hose - By Pass; (1 1/2" I.D.)		24224			24244

▲ Standard Belt May Also Be Available.
● Vulco-Flex® Coolant Hose.

≈< Cut to Fit.
② Two Required.

Agricultural Equipment

Belts and Coolant Hose for Tractors

Application	Mfr. No.	Part No.
INTERNATIONAL HARVESTER - Continued		
TD15-150 - Continued		
IH DT407 Diesel - Continued		
1961-1958 - Continued		
Hose - By Pass; W/1 3/4" I.D. Hose(1 3/4" I.D.)		24228
Hose - By Pass; W/2" I.D. Hose(2" I.D.)		24232
TD15-151		
IH DT407 Diesel		
1962-1961		
Belt - Fan & Gen.	304071R11	②TR24709
Hose - Upper		●26523
Hose - Lower - Eng. To Pipe; (2 3/4" I.D.)		24244
Hose - Lower - Pipe To Rad.; (2 3/4" I.D.)		24244
Hose - By Pass; W/1 3/4" I.D. Hose(1 3/4" I.D.)		24228
Hose - By Pass; W/2" I.D. Hose(2" I.D.)		24232
TD15-152		
IH DT407 Diesel		
1962-1961		
Hose - Upper		●26523
Hose - Lower - Eng. To Pipe; (2 3/4" I.D.)		24244
Hose - Lower - Pipe To Rad.; (2 3/4" I.D.)		24244
Hose - By Pass; W/1 3/4" I.D. Hose(1 3/4" I.D.)		24228
Hose - By Pass; W/2" I.D. Hose(2" I.D.)		24232
TD15B		
IH DT407 Diesel		
1972-1963		
Belt - Fan & Alt.	612134C11	②TR24688
Belt - Fan & Gen.	326758R11	②TR22720
Hose - Upper		●26520
Hose - Lower; (2 1/4" I.D.)		24236
Hose - By Pass; (1 1/2" I.D.)		24224
TD15C		
IH DT466B Diesel		
1990-1972		
Belt - Fan & Alt.	673481C1	②TR22648
Hose - Upper		●26524
Hose - Lower		⊗20744
	or	●26534
TD18		
IH 6-Cyl. 691 Diesel		
1949-1938		
Belt - Fan & Gen.	274478R11	②CX68
TD18 182 Series		
IH 6-Cyl. 691 Diesel		
1958-1956		
Belt - Fan & Gen.	274478R11	②CX68
Hose - Upper		23557
Hose - Lower; (2 3/4" I.D.)		24244
Hose - By Pass; (1 3/4" I.D.)		②24228
TD18A		
IH 6-Cyl. 691 Diesel		
1955-1949		
Belt - Fan & Gen.; Ser. No. 15000 & After; W/9 1/2" C.S. Pulley	258275R21	②TR28649
Hose - Upper - Eng. To Pipe; Ser. No. 15001 & After(2 3/8" I.D.)		24238
Hose - Upper - Pipe To Rad.; Ser. No. 15001 & After(2 3/8" I.D.)		24238
Hose - Lower - Eng. To Pipe; Ser. No. 15001 & After(2 3/8" I.D.)		24238

Application	Mfr. No.	Part No.
INTERNATIONAL HARVESTER - Continued		
TD18A - Continued		
IH 6-Cyl. 691 Diesel - Continued		
1955-1949 - Continued		
Hose - Lower - Pipe To Rad.; Ser. No. 15001 & After(2 3/8" I.D.)		24238
Hose - By Pass; (1 3/4" I.D.)		②24228
TD20		
IH D691 Diesel		
1962-1958		
Belt - Fan & Gen.; Ser. No. 3001 Thru 3145	274478R11	②CX68
Belt - Fan & Gen.; Ser. No. 3146 & After ID201	316317R11	②TR28706
IH DT429 Diesel		
1962-1958		
Belt - Fan & Gen.; Ser. No. 3001 Thru 3145	274478R11	②CX68
Belt - Fan & Gen.; Ser. No. 3146 & After ID201	316317R11	②TR28706
IH DVT573B Diesel		
1962-1958		
Belt - Fan & Gen.; Ser. No. 3001 Thru 3145	274478R11	②CX68
Belt - Fan & Gen.; Ser. No. 3146 & After ID201	316317R11	②TR28706
TD20-200		
IH D691 Diesel		
1961-1958		
Belt - Fan & Gen.; Ser. No. 3001 Thru 3145	274478R11	②CX68
Belt - Fan & Gen.; Ser. No. 3146 & After ID201	316317R11	②TR28706
Hose - Upper		23557
IH DT429 Diesel		
1961-1958		
Belt - Fan & Gen.; Ser. No. 3001 Thru 3145	274478R11	②CX68
Belt - Fan & Gen.; Ser. No. 3146 & After ID201	316317R11	②TR28706
Hose - Upper - Eng. To Pipe; (2 1/2" I.D.)		24240
Hose - Upper - Pipe To Rad.; (2 1/2" I.D.)		24240
Hose - Lower - Eng. To Pipe; (3" I.D.)		24248
Hose - Lower - Pipe To Rad.; (3" I.D.)		24248
Hose - By Pass; (1 1/2" I.D.)		24224
IH DVT573B Diesel		
1961-1958		
Belt - Fan & Gen.; Ser. No. 3001 Thru 3145	274478R11	②CX68
Belt - Fan & Gen.; Ser. No. 3146 & After ID201	316317R11	②TR28706
Hose - Upper - Eng. To Pipe; (2 1/2" I.D.)		24240
Hose - Upper - Pipe To Rad.; (2 1/2" I.D.)		24240
Hose - Lower - Eng. To Pipe; (3" I.D.)		24248
Hose - Lower - Pipe To Rad.; (3" I.D.)		24248
Hose - By Pass; (1 1/2" I.D.)		24224
TD20-201		
IH D691 Diesel		
1963-1961		
Belt - Fan & Gen.; Ser. No. 3001 Thru 3145	274478R11	②CX68
Belt - Fan & Gen.; Ser. No. 3146 & After ID201	316317R11	②TR28706
Hose - Upper		23557

② Two Required.
⊗ Cut to Fit.

● Vulco-Flex® Coolant Hose.

Belts and Coolant Hose for Tractors

Application	Mfr. No.	Part No.	Application	Mfr. No.	Part No.
INTERNATIONAL HARVESTER - Continued			INTERNATIONAL HARVESTER - Continued		
TD20-201 - Continued			TD25B		
IH DT429 Diesel			IH DT817 Diesel		
1963-1961			1972-1962		
Belt - Fan & Gen.; Ser. No. 3001 Thru 3145	274478R11	ⓉCX68	Belt - Alt.	670464C1	TR22578
Belt - Fan & Gen.; Ser. No. 3146 & After ID201	316317R11	ⓉTR28706	Belt - Gen.	403348R1	▲9463HD 23572
Hose - Upper - Eng. To Pipe; (2 1/2" I.D.)	24240		Hose - Upper		24256
Hose - Upper - Pipe To Rad.; (2 1/2" I.D.)	24240		Hose - Lower; (3 1/2" I.D.)		24236
Hose - Lower - Eng. To Pipe; (3" I.D.)	24248		Hose - By Pass; (2 1/4" I.D.)		
Hose - Lower - Pipe To Rad.; (3" I.D.)	24248				
Hose - By Pass; (1 1/2" I.D.)	24224				
IH DVT573B Diesel			TD25C		
1963-1961			IH DT817 Diesel		
Belt - Fan & Gen.; Ser. No. 3001 Thru 3145	274478R11	ⓉCX68	1978-1968		
Belt - Fan & Gen.; Ser. No. 3146 & After ID201	316317R11	ⓉTR28706	Belt - Fan	688192C91	ⓉTR22792
Hose - Upper - Eng. To Pipe; (2 1/2" I.D.)	24240		Belt - Alt.	670582C1	TR22517
Hose - Upper - Pipe To Rad.; (2 1/2" I.D.)	24240		Hose - Upper - Eng. To Pipe; (2 7/8" I.D.)		24446
Hose - Lower - Eng. To Pipe; (3" I.D.)	24248		Hose - Upper - Pipe To Rad.; (2 7/8" I.D.)		24446
Hose - Lower - Pipe To Rad.; (3" I.D.)	24248		Hose - Lower - Eng. To Pipe; (2 5/8" I.D.)		24442
Hose - By Pass; (1 1/2" I.D.)	24224		Hose - Lower - Eng. To Tee; (3 1/2" I.D.)		24456
			Hose - Lower - Pipe To Tee; (2 1/4" I.D.)		24436
			Hose - Lower - Tee To Rad.; (3 1/2" I.D.)		24456
TD20B			TD30		
IH DT429 Diesel			IH DT817 Diesel		
1970-1963			1967-1962		
Belt - Fan & Alt.	670741C1	ⓉTR22570	Belt - Fan & Gen.	323987R1	▲9465HD
Belt - Fan & Gen.	326998R1	ⓉTR22570	Hose - Lower; (3 1/2" I.D.)		24256
Belt - W.P.	328502R1	TR22485	Hose - By Pass; (2 1/4" I.D.)		24236
Hose - Upper - Eng. To Pipe; (2 1/2" I.D.)	24240				
Hose - Upper - Pipe To Rad.; (2 1/2" I.D.)	24240				
Hose - Lower - Eng. To Pipe; (3" I.D.)	24248				
Hose - Lower - Pipe To Rad.; (3" I.D.)	24248				
Hose - By Pass; (1 1/2" I.D.)	24224				
TD20C			TD340		
IH DV573B Diesel			IH 4-Cyl. 166 Diesel		
1975-1970			1964-1958		
Belt - Alt.; Ser. No. 7499 & Before		TR22448	Belt - Fan & Gen.	315969R1	▲9490HD
Belt - Alt.; Ser. No. 7500 & After	673947C1	▲9447HD	Hose - Upper		Ⓣ<20206
Hose - Upper - Eng. To Pipe; (1 3/4" I.D.)		24228	Hose - By Pass		or ●26507 20338
Hose - Upper - Pipe To Rad.; (1 3/4" I.D.)		24228			
Hose - Lower - Eng. To Pipe; (2 7/8" I.D.)		24248			
Hose - Lower - Pipe To Rad.; (3" I.D.)		24248			
TD24			W-4 McCormick		
IH 6-Cyl. 1091 Diesel			IH 4-Cyl. 152		
1959-1947			1953-1940		
Hose - Upper - Eng. To Pipe; (2 7/8" I.D.)		24246	Belt - Fan	48032D	TR24379
Hose - Upper - Pipe To Rad.; (2 7/8" I.D.)		24246	Belt - Gen.	61284D	▲9319HD
Hose - Lower - Eng. To Pipe; (2 7/8" I.D.)		24246	Hose - Upper; (1 3/4" I.D.)		24228
Hose - Lower - Pipe To Rad.; (2 7/8" I.D.)		24246	Hose - Lower - Eng. To Pipe; (1 1/2" I.D.)		24224
Hose - By Pass; (2 1/4" I.D.)		24236	Hose - Lower - Pipe To Rad.; (1 1/2" I.D.)		24224
TD25			W-6 McCormick		
IH DT817 Diesel			IH 4-Cyl. 248		
1962-1959			1953-1940		
Belt - Fan & Gen.	310081R2	▲9480HD	Belt - Fan	69490DA	TR30467
Belt - Gen.	323987R1	▲9465HD	Belt - Gen.; W/Bosch Compr.	54867D	▲9355HD
Hose - Upper		23572	Belt - Gen.; W/Delco Compr.	49341D	▲9335HD
Hose - Lower; (3 1/2" I.D.)		24256	Hose - Upper; W/1 1/2" I.D. Hose(1 1/2" I.D.)		24224
Hose - By Pass; (2 1/4" I.D.)		24236	Hose - Upper; W/2 1/8" I.D. Hose(2 1/8" I.D.)		24234
			Hose - Lower - Eng. To Pipe; (2" I.D.)		24232
			Hose - Lower - Pipe To Rad.; (2" I.D.)		24232
TD25			W-9 McCormick-Deering		
IH DT817 Diesel			IH 4-Cyl. 335		
1962-1959			1953-1940		
Belt - Fan & Gen.	310081R2	▲9480HD	Belt - Fan	48042D	TR30484
Belt - Gen.	323987R1	▲9465HD	Belt - Gen.	54867D	▲9355HD
Hose - Upper		23572	Hose - Upper; W/1 1/2" I.D. Hose(1 1/2" I.D.)		24224
Hose - Lower; (3 1/2" I.D.)		24256	Hose - Upper; W/2" I.D. Hose(2" I.D.)		24232
Hose - By Pass; (2 1/4" I.D.)		24236	Hose - Lower; (2" I.D.)		24232

Ⓣ Two Required.
 ▲ Standard Belt May Also Be Available.
 ● Vulco-Flex® Coolant Hose.

Ⓣ Three Required.
 ✂ Cut to Fit.

Belts and Coolant Hose for Tractors

Application	Mfr. No.	Part No.
INTERNATIONAL HARVESTER - Continued		
W-14 McCormick-Deering		
IH 4-Cyl. 113		
1939-1938		
Belt - Fan	48032D	TR24379
Belt - Gen.	61284D	▲9319HD
W-400		
IH 4-Cyl. 264		
1956-1955		
Belt - Fan	16131DA	TR28454
Belt - Gen.	49341D	▲9335HD
Belt - P.S.	363197R2	TR24500
Hose - Upper; (2 1/8" I.D.)		24234
Hose - Lower - Eng. To Pipe; (2" I.D.)		24232
Hose - Lower - Pipe To Rad.; (2" I.D.)		24232
IH 4-Cyl. 264 Diesel		
1956-1955		
Belt - Fan	69490DA	TR30467
Belt - Gen.	52318DA	9279
Hose - Upper; (2 1/8" I.D.)		24234
Hose - Lower - Eng. To Pipe; (2" I.D.)		24232
Hose - Lower - Pipe To Rad.; (2" I.D.)		24232
IH 4-Cyl. 264 LPG		
1956-1955		
Belt - Fan	16131DA	TR28454
Belt - Gen.	49341D	▲9335HD
Belt - P.S.	363197R2	TR24500
Hose - Upper; (2 1/8" I.D.)		24234
Hose - Lower - Eng. To Pipe; (2" I.D.)		24232
Hose - Lower - Pipe To Rad.; (2" I.D.)		24232
W-450		
IH 4-Cyl. 281		
1958-1956		
Belt - Fan	16131DA	TR28454
Belt - Gen.	49341D	▲9335HD
Belt - P.S.	363197R2	TR24500
Hose - Upper; (2 1/8" I.D.)		24234
Hose - Lower - Eng. To Pipe; (2" I.D.)		24232
Hose - Lower - Pipe To Rad.; (2" I.D.)		24232
IH 4-Cyl. 281 Diesel		
1958-1956		
Belt - Fan	69490DA	TR30467
Belt - Gen.	52318DA	9279
Hose - Upper; (2 1/8" I.D.)		24234
Hose - Lower - Eng. To Pipe; (2" I.D.)		24232
Hose - Lower - Pipe To Rad.; (2" I.D.)		24232
IH 4-Cyl. 281 LPG		
1958-1956		
Belt - Fan	16131DA	TR28454
Belt - Gen.	49341D	▲9335HD
Belt - P.S.	363197R2	TR24500
Hose - Upper; (2 1/8" I.D.)		24234
Hose - Lower - Eng. To Pipe; (2" I.D.)		24232
Hose - Lower - Pipe To Rad.; (2" I.D.)		24232
WD-6 McCormick		
IH 4-Cyl. 248 Diesel		
1953-1940		
Belt - Fan	69490DA	TR30467
Belt - Gen.; W/Bosch Compr.	52318DA	9279
Belt - Gen.; W/Delco Compr.	54857DB	9300
Hose - Upper; (2 1/8" I.D.)		24234
Hose - Lower - Eng. To Pipe; (2" I.D.)		24232
Hose - Lower - Pipe To Rad.; (2" I.D.)		24232

Application	Mfr. No.	Part No.
INTERNATIONAL HARVESTER - Continued		
WD-9 McCormick-Deering		
IH 4-Cyl. 335 Diesel		
1953-1940		
Belt - Fan	48042D	TR30484
Belt - Gen.; W/Bosch Compr.; Ser. No. 501 & Before	54857DB	9300
Belt - Gen.; W/Bosch Compr.; Ser. No. 502 & After	52318DA	9279
Belt - Gen.; W/Delco Compr.	54857DB	9300
Hose - Upper; (2 1/2" I.D.)		24240
Hose - Lower; (2" I.D.)		24232
WDR-9 McCormick-Deering		
IH 4-Cyl. 335 Diesel		
1953-1945		
Belt - Fan	48042D	TR30484
Belt - Gen.	52318DA	9279
WR-9 McCormick-Deering		
IH 4-Cyl. 335		
1953-1940		
Belt - Fan	48042D	TR30484
Belt - Gen.	54867D	▲9355HD
IH 4-Cyl. 335 Distillate		
1953-1940		
Belt - Fan	48042D	TR30484
Belt - Gen.	54867D	▲9355HD
JCB		
Fastrac 8250		
Cummins 6-Cyl. 505 Diesel		
2008-2007		
Serpentine Belt	3289746	▲K080785HD
Belt - A.C.		▲9390HD
JOHN DEERE		
40		
John Deere 2-Cyl. 101		
1955-1953		
Belt - Fan	M1900T	7360
Belt - Gen.	M1862T	7250
50		
John Deere 2-Cyl. 190		
1956-1952		
Belt - W.P. & Gen.; Ser. No. 5016057 & Before	B2893R	▲9405HD
Belt - W.P. & Gen.; Ser. No. 5016058 & After	B3288R	7395
John Deere 2-Cyl. 190 LPG		
1956-1952		
Belt - W.P. & Gen.; Ser. No. 5016057 & Before	B2893R	▲9405HD
Belt - W.P. & Gen.; Ser. No. 5016058 & After	B3288R	7395
60		
John Deere 2-Cyl. 321		
1956-1952		
Belt - W.P. & Gen.; Ser. No. 602999 & Before	A4287R	▲9463HD
Belt - W.P. & Gen.; Ser. No. 603000 & After	A4897R	7450

▲ Standard Belt May Also Be Available.

Belts and Coolant Hose for Tractors

Application	Mfr. No.	Part No.	Application	Mfr. No.	Part No.
JOHN DEERE - Continued			JOHN DEERE - Continued		
60 - Continued			301A		
John Deere 2-Cyl. 321 LPG			John Deere 3-Cyl. 135		
1956-1952 Belt - W.P. & Gen.; Ser. No. 602999 & Before A4287R		▲9463HD	1979-1974 Belt - Fan & Alt. T20334T		TR22474 20450
Belt - W.P. & Gen.; Ser. No. 603000 & After A4897R		7450	Hose - Upper	or	●25474 ●26502
70			Hose - Lower		
John Deere 2-Cyl. 376 Diesel			John Deere 3-Cyl. 152 Diesel		
1956-1953 Belt - W.P. & Gen.; Ser. No. 7008099 & Before A4287R		▲9463HD	1981-1974 Belt - Fan & Alt. T20334T		TR22474 ●25477
Belt - W.P. & Gen.; Ser. No. 7008100 & After A4897R		7450	Hose - Upper		28439
John Deere 2-Cyl. 380			302 Industrial		
1956-1953 Belt - W.P. & Gen.; Ser. No. 7008099 & Before A4287R		▲9463HD	John Deere 3-Cyl. 147		
Belt - W.P. & Gen.; Ser. No. 7008100 & After A4897R		7450	1981-1974 Belt - Fan & Alt. T20334T		TR22474 20450
John Deere 2-Cyl. 380 LPG			Hose - Upper	or	●25474 ●26502
1956-1953 Belt - W.P. & Gen.; Ser. No. 7008099 & Before A4287R		▲9463HD	Hose - Lower		
Belt - W.P. & Gen.; Ser. No. 7008100 & After A4897R		7450	John Deere 3-Cyl. 164 Diesel		
80			1981-1974 Belt - Fan & Alt. T20334T		
John Deere 2-Cyl. 472 Diesel			Hose - Upper		TR22474 ●25477
1956-1955 Belt - Fan & Gen. R1561R		7530	Hose - By Pass; (1/2" I.D.)		28439
Belt - W.P. R1528R		6720	320		
300 Tractor			John Deere 2-Cyl. 101		
John Deere 3-Cyl. 135			1958-1956		
1979-1975 Belt - Fan & Alt. T20334T		TR22474	Belt - Fan	M1900T	7360
Hose - Upper		●25477	Belt - Gen. M1862T		7250
Hose - Lower		●26502	Hose - Upper; (2 1/4" I.D.)		24236
John Deere 3-Cyl. 152 Diesel			Hose - Lower; (2" I.D.)		②24232
1977-1968 Belt - Fan & Alt. T20334T		TR22474	330 Tractor		
Hose - Lower		●26502	John Deere 2-Cyl. 101		
Hose - By Pass; (1/2" I.D.)		28439	1960-1958		
300B Industrial			Belt - Fan		
John Deere 3-Cyl. 152 Diesel			Belt - Gen. M1862T		7250
1981-1968 Belt - Fan & Alt. T20334T		TR22474	Hose - Upper; (2 1/4" I.D.)		24236
Hose - Upper		or	Hose - Lower; (2" I.D.)		②24232
		●25473	350		
301			John Deere 3-Cyl. 152		
John Deere 3-Cyl. 135			1970-1964		
1974-1971 Belt - Fan & Alt. T20334T		TR22474	Belt - Fan & Alt.; W/50" Belt O.C. T20161		TR22495
Hose - Upper		●25477	Belt - Fan & Alt.; W/51 1/4" Belt O.C. . T24757		TR22508
Hose - Lower		●26502	Belt - Fan & Alt.; W/51 7/8" Belt O.C. . T24473		TR22514
John Deere 3-Cyl. 152 Diesel			John Deere 3-Cyl. 152 Diesel		
1975-1974 Belt - Fan & Alt. T20334T		TR22474	1970-1964		
Hose - Lower		●26502	Belt - Fan & Alt.; W/50" Belt O.C. T20161		TR22495
Hose - By Pass; (1/2" I.D.)		28439	Belt - Fan & Alt.; W/51 1/4" Belt O.C. . T24757		TR22508
301			Belt - Fan & Alt.; W/51 7/8" Belt O.C. . T24473		TR22514
John Deere 3-Cyl. 135			350C		
1974-1971 Belt - Fan & Alt. T20334T		TR22474	John Deere 3-Cyl. 152 Diesel		
Hose - Upper		●25477	1986-1975		
Hose - Lower		●26502	Hose - Upper		
John Deere 3-Cyl. 152 Diesel			Hose - By Pass; (1/2" I.D.)		
1975-1974 Belt - Fan & Alt. T20334T		TR22474	●25476 28439		
Hose - Lower		●26502	John Deere 3-Cyl. 164 Diesel		
Hose - By Pass; (1/2" I.D.)		28439	1986-1975		
301			Belt - Fan & Alt.; W/50" Belt O.C. T20161		
John Deere 3-Cyl. 135			Belt - Fan & Alt.; W/51 1/4" Belt O.C. . T24757		TR22495
1974-1971 Belt - Fan & Alt. T20334T		TR22474	Belt - Fan & Alt.; W/51 7/8" Belt O.C. . T24473		TR22514
Hose - Upper		●25477	Hose - Upper		
Hose - Lower		●26502	Hose - By Pass; (1/2" I.D.)		
John Deere 3-Cyl. 152 Diesel			●25476 28439		
1975-1974 Belt - Fan & Alt. T20334T		TR22474	350C		
Hose - Lower		●26502	John Deere 3-Cyl. 152 Diesel		
Hose - By Pass; (1/2" I.D.)		28439	1986-1975		
301			Hose - Upper		
John Deere 3-Cyl. 135			Hose - By Pass; (1/2" I.D.)		
1974-1971 Belt - Fan & Alt. T20334T		TR22474	●25476 28439		
Hose - Upper		●25477	350C		
Hose - Lower		●26502	John Deere 3-Cyl. 152 Diesel		
John Deere 3-Cyl. 152 Diesel			1986-1975		
1975-1974 Belt - Fan & Alt. T20334T		TR22474	Hose - Upper		
Hose - Lower		●26502	Hose - By Pass; (1/2" I.D.)		
Hose - By Pass; (1/2" I.D.)		28439	●25476 28439		

▲ Standard Belt May Also Be Available.
 %< Cut to Fit.

● Vulco-Flex® Coolant Hose.
 ② Two Required.

Belts and Coolant Hose for Tractors

Agricultural Equipment

Application	Mfr. No.	Part No.	Application	Mfr. No.	Part No.
JOHN DEERE - Continued			JOHN DEERE - Continued		
400 Industrial			420C		
John Deere 4-Cyl. 180			John Deere 2-Cyl. 113		
1979-1975			1958-1956		
Belt - Fan & Alt.	T20334T	TR22474	Hose - Upper		☞20945
Hose - Upper		●25474		or	●25472
Hose - Lower		●26603	Hose - Lower; (1 1/2" I.D.)		24224
John Deere 4-Cyl. 219 Diesel			Hose - By Pass; (1/2" I.D.)		28439
1985-1975			430		
Belt - Fan & Alt.	T20334T	TR22474	John Deere 2-Cyl. 113		
Hose - Upper		●25477	1960-1958		
Hose - Lower		●26502	Belt - Fan	M3055T	TR22358
400G			Belt - Gen.	M1862T	7250
John Deere 4-Cyl. 239 Diesel			Belt - P.S.; Ser. No. 131818 Thru		
1997-1988			158074	T10552T	7312
Hose - Upper		☞21794	Belt - P.S.; Ser. No. 158075 & After ...	T12267T	7335
401 Industrial			Hose - Upper		☞20945
John Deere 4-Cyl. 180				or	●25472
1974-1968			Hose - Lower; (1 1/2" I.D.)		24224
Belt - Fan & Alt.	T20334T	TR22474	Hose - By Pass; (1/2" I.D.)		28439
Hose - Upper		●25476	John Deere 2-Cyl. 113 LPG		
John Deere 4-Cyl. 219 Diesel			1960-1958		
1974-1968			Belt - Fan	M3055T	TR22358
Belt - Fan & Alt.	T20334T	TR22474	Belt - Gen.	M1862T	7250
Hose - Upper		●25477	Belt - P.S.; Ser. No. 131818 Thru		
Hose - By Pass; (1/2" I.D.)		28439	158074	T10552T	7312
401B Industrial			Belt - P.S.; Ser. No. 158075 & After ...	T12267T	7335
John Deere 4-Cyl. 180			430C		
1981-1979			John Deere 2-Cyl. 113		
Belt - Fan & Alt.; W/50" Belt O.C.	T20161	TR22495	1960-1958		
Belt - Fan & Alt.; W/51 1/4" Belt O.C. .	T24757	TR22508	Hose - Upper		☞20945
Belt - Fan & Alt.; W/51 7/8" Belt O.C. .	T24473	TR22514		or	●25472
John Deere 4-Cyl. 219 Diesel			Hose - Lower; (1 1/2" I.D.)		24224
1981-1979			Hose - By Pass; (1/2" I.D.)		28439
Belt - Fan & Alt.; W/50" Belt O.C.	T20161	TR22495	435		
Belt - Fan & Alt.; W/51 1/4" Belt O.C. .	T24757	TR22508	GM 2-Cyl. 106 Diesel		
Belt - Fan & Alt.; W/51 7/8" Belt O.C. .	T24473	TR22514	1960-1959		
Hose - Upper		●25476	Belt - Fan	5124814	7365
401C Industrial			Belt - W.P. & Gen.	5124512	7435
John Deere 4-Cyl. 239 Diesel			440		
1983-1974			GM 2-Cyl. 106 Diesel		
Belt - Fan & Alt.	T20334T	TR22474	1960-1958		
420			Belt - Fan	5124814	7365
John Deere 2-Cyl. 113			Belt - W.P. & Gen.; Ser. No. 450782 &		
1958-1956			Before	5121847	7340
Belt - Fan	M3055T	TR22358	Belt - W.P. & Gen.; Ser. No. 450783 &		
Belt - Gen.	M1862T	7250	After	5124512	7435
Belt - P.S.; Ser. No. 131818 Thru			Belt - P.S.		7290
158074	T10552T	7312	Hose - Lower		●26601
Belt - P.S.; Ser. No. 158075 & After ...	T12267T	7335	John Deere 2-Cyl. 113		
Hose - Upper		☞20945	1960-1958		
		or	Belt - Fan	M3055T	TR22358
		●25472	Belt - Gen.	M1862T	7250
Hose - Lower; (1 1/2" I.D.)		24224	Belt - P.S.; Ser. No. 455701 & Before .	T10552T	7312
Hose - By Pass; (1/2" I.D.)		28439	Belt - P.S.; Ser. No. 455702 & After ...	T12267T	7335
John Deere 2-Cyl. 113 LPG			Hose - Upper		☞20945
1958-1956				or	●25472
Belt - Fan	M3055T	TR22358	Hose - Lower; (1 1/2" I.D.)		24224
Belt - Gen.	M1862T	7250	Hose - By Pass; (1/2" I.D.)		28439
Belt - P.S.; Ser. No. 131818 Thru			440C		
158074	T10552T	7312	John Deere 2-Cyl. 113		
Belt - P.S.; Ser. No. 158075 & After ...	T12267T	7335	1961-1958		
401B Industrial			Hose - Upper		☞20945
John Deere 4-Cyl. 180				or	●25472
1981-1979			440C		
Belt - Fan & Alt.; W/50" Belt O.C.	T20161	TR22495	John Deere 2-Cyl. 113		
Belt - Fan & Alt.; W/51 1/4" Belt O.C. .	T24757	TR22508	1961-1958		
Belt - Fan & Alt.; W/51 7/8" Belt O.C. .	T24473	TR22514	Hose - Upper		☞20945
Hose - Upper		●25476		or	●25472

● Vulco-Flex® Coolant Hose.

☞ Cut to Fit.

Belts and Coolant Hose for Tractors

Application	Mfr. No.	Part No.	Application	Mfr. No.	Part No.
JOHN DEERE - Continued			JOHN DEERE - Continued		
440C - Continued			530		
John Deere 2-Cyl. 113 - Continued			John Deere 2-Cyl. 190		
1961-1958 - Continued			1960-1958		
Hose - Lower; (1 1/2" I.D.)		24224	Belt - W.P. & Gen.	B3288R	7395
Hose - By Pass; (1/2" I.D.)		28439	Hose - Lower; (1 7/8" I.D.)		②24230
John Deere 2-Cyl. 113 Diesel			John Deere 2-Cyl. 190 LPG		
1961-1958			1960-1958		
Belt - Fan	5123192	7475	Belt - W.P. & Gen.	B3288R	7395
Belt - W.P. & Gen.; Ser. No. 206717 & Before	5121847	7340	Hose - Lower; (1 7/8" I.D.)		②24230
Belt - W.P. & Gen.; Ser. No. 206718 & After	5124432	7312	600 Tractor		
Hose - Lower		●26601	John Deere 4-Cyl. 341		
450			1970-1964		
John Deere 4-Cyl. 180			Belt - Fan & Alt./Gen.		
1970-1964			Hose - Upper		
Belt - Fan & Alt.; W/50" Belt O.C.	T20161	TR22495	Hose - Lower		
Belt - Fan & Alt.; W/51 1/4" Belt O.C. .	T24757	TR22508			
Belt - Fan & Alt.; W/51 7/8" Belt O.C. .	T24473	TR22514	John Deere 6-Cyl. 404 Diesel		
John Deere 4-Cyl. 202			1970-1964		
1970-1964			Belt - Fan & Alt./Gen.; W/56 5/8" Belt O.C.		
Belt - Fan; Ser. No. 13560 & Before ..	T20161	TR22495	O.C.		
Belt - Fan; Ser. No. 13561 Thru 15484	T24473	TR22514	Belt - Fan & Alt./Gen.; W/57 5/8" Belt O.C.		
Belt - Fan; Ser. No. 15485 & After	T24757	TR22508	O.C.		
John Deere 4-Cyl. 202 Diesel			AR41576		
1970-1964			AR41629		
Belt - Fan; Ser. No. 13560 & Before ..	T20161	TR22495			
Belt - Fan; Ser. No. 13561 Thru 15484	T24473	TR22514			
Belt - Fan; Ser. No. 15485 & After	T24757	TR22508			
Belt - Fan & Alt.; W/50" Belt O.C.	T20161	TR22495			
Belt - Fan & Alt.; W/51 1/4" Belt O.C. .	T24757	TR22508			
Belt - Fan & Alt.; W/51 7/8" Belt O.C. .	T24473	TR22514			
450C			620		
John Deere 4-Cyl. 219 Diesel			John Deere 2-Cyl. 303		
1985-1974			1958-1956		
Belt - Fan; Ser. No. 13560 & Before ..	T20161	TR22495	Belt - W.P. & Gen.		
Belt - Fan; Ser. No. 13561 Thru 15484	T24473	TR22514	Hose - Lower; (2 1/8" I.D.)		
Belt - Fan; Ser. No. 15485 & After	T24757	TR22508			
Hose - Upper		≈20065	John Deere 2-Cyl. 303 LPG		
Hose - Lower		●26601	1958-1956		
500 Industrial			Belt - W.P. & Gen.		
John Deere 4-Cyl. 241			Hose - Lower; (2 1/8" I.D.)		
1967-1963					
Belt - Fan & Gen.	AR32659R	7555			
Hose - Upper		●26509			
Hose - Lower		20590			
John Deere 4-Cyl. 270 Diesel					
1967-1963					
Belt - Fan & Gen.	AR32661R	7560			
Hose - Upper		●26509			
Hose - Lower		20590			
520			630		
John Deere 2-Cyl. 190			John Deere 2-Cyl. 303		
1958-1956			1960-1958		
Belt - W.P. & Gen.	B3288R	7395	Belt - W.P. & Gen.		
Hose - Lower; (1 7/8" I.D.)		②24230	Hose - Lower; (2 1/8" I.D.)		
John Deere 2-Cyl. 190 LPG			John Deere 2-Cyl. 303 LPG		
1958-1956			1960-1958		
Belt - W.P. & Gen.	B3288R	7395	Belt - W.P. & Gen.		
Hose - Lower; (1 7/8" I.D.)		②24230	Hose - Lower; (2 1/8" I.D.)		
530			650		
John Deere 2-Cyl. 190			Yanmar 2-Cyl. 52 Diesel		
1960-1958			1989-1981		
Belt - W.P. & Gen.	B3288R	7395	Belt - Fan & Alt.		
Hose - Lower; (1 7/8" I.D.)		②24230	Hose - Lower; (1 1/4" I.D.)		
600 Tractor			Hose - Lower - W.P. To Rad.		
John Deere 4-Cyl. 341			≈20940		
1970-1964					
Belt - Fan & Alt./Gen.					
Hose - Upper					
Hose - Lower					
John Deere 6-Cyl. 404 Diesel					
1970-1964					
Belt - Fan & Alt./Gen.; W/56 5/8" Belt O.C.					
O.C.					
Belt - Fan & Alt./Gen.; W/57 5/8" Belt O.C.					
O.C.					
620					
John Deere 2-Cyl. 303					
1958-1956					
Belt - W.P. & Gen.					
Hose - Lower; (2 1/8" I.D.)					
John Deere 2-Cyl. 303 LPG					
1958-1956					
Belt - W.P. & Gen.					
Hose - Lower; (2 1/8" I.D.)					
630					
John Deere 2-Cyl. 303					
1960-1958					
Belt - W.P. & Gen.					
Hose - Lower; (2 1/8" I.D.)					
John Deere 2-Cyl. 303 LPG					
1960-1958					
Belt - W.P. & Gen.					
Hose - Lower; (2 1/8" I.D.)					
650					
Yanmar 2-Cyl. 52 Diesel					
1989-1981					
Belt - Fan & Alt.					
Hose - Lower; (1 1/4" I.D.)					
Hose - Lower - W.P. To Rad.					
655					
Yanmar 3-Cyl. 40 Diesel					
1990-1986					
Belt - Fan & Alt.					
670					
Yanmar 3-Cyl. 54 Diesel					
1997-1989					
Belt - Fan & Alt.					
700 Industrial					
John Deere 6-Cyl. 531 Diesel					
1965					
Belt - Fan & Alt.; W/47 7/8" Belt O.C. .					
Belt - Fan & Alt.; W/61 1/8" Belt O.C.					

● Vulco-Flex® Coolant Hose.
② Two Required.

≈ Cut to Fit.
♣ Standard Belt May Also Be Available.

Belts and Coolant Hose for Tractors

Application	Mfr. No.	Part No.	Application	Mfr. No.	Part No.
JOHN DEERE - Continued			JOHN DEERE - Continued		
700 Industrial - Continued			790 - Continued		
John Deere 6-Cyl. 531 Diesel - Continued			Yanmar 3-Cyl. 91 Diesel		
1965 - Continued			2008-2006		
Hose - Upper; (2" I.D.)		24232	Belt - Fan & Alt.	M801821	▲9390HD
Hose - Lower		●26526	2005-1999		
			Belt - Fan & Alt.		▲9412HD
720			820		
John Deere 2-Cyl. 361			John Deere 2-Cyl. 472 Diesel		
1958-1956			1958-1956		
Belt - W.P. & Gen.	A4897R	7450	Belt - Fan & Alt./Gen.; Ser. No. 75344		
			& Before	T23505	TR22461
John Deere 2-Cyl. 361 LPG			Belt - Fan & Alt./Gen.; Ser. No. 75345		
1958-1956			& After	T20334	TR22474
Belt - W.P. & Gen.	A4897R	7450	Hose - Lower; (2 1/8" I.D.)		24234
John Deere 2-Cyl. 376 Diesel			John Deere 3-Cyl. 152 Diesel		
1958-1956			1975-1968		
Belt - W.P. & Gen.	A4897R	7450	Belt - Fan & Alt./Gen.; Ser. No. 75344		
			& Before	T23505	TR22461
730			Belt - Fan & Alt./Gen.; Ser. No. 75345		
John Deere 2-Cyl. 361			& After	T20334	TR22474
1961-1958			Hose - Lower; (2 1/8" I.D.)		24234
Belt - W.P. & Gen.	A4897R	7450	830		
John Deere 2-Cyl. 361 LPG			John Deere 2-Cyl. 472 Diesel		
1961-1958			1960-1958		
Belt - W.P. & Gen.	A4897R	7450	Hose - Lower; (2 1/8" I.D.)		24234
John Deere 2-Cyl. 376 Diesel			John Deere 3-Cyl. 152 Diesel		
1961-1958			1975-1974		
Belt - W.P. & Gen.	A4897R	7450	Belt - Fan & Alt.	T20334	TR22474
750			Belt - Fan & Gen.	R1561R	7530
Yanmar 3-Cyl. 78 Diesel			Belt - W.P.	R1528R	6720
1989-1981			Hose - Lower; (2 1/8" I.D.)		24234
Belt - Fan & Alt.	CH15509	▲9360HD	840		
Hose - Lower; (1 1/4" I.D.)		24220	John Deere 2-Cyl. 472 Diesel		
Hose - Lower - W.P. To Rad.		≧20940	1960-1958		
755			850		
Yanmar 3-Cyl. 54 Diesel			John Deere 2-Cyl. 472 Diesel		
1999-1986			1960-1958		
Belt - Fan & Alt.	M800313	7345	Belt - Fan & Gen.; Ser. No. 8400199 & Before	R1561R	7530
760 Industrial			Belt - Fan & Gen.; Ser. No. 8400200 & After	R21525R	7541
John Deere 6-Cyl. 531 Diesel			Belt - W.P.	R1528R	6720
1968-1965			Hose - Lower; (2 1/8" I.D.)		24234
Belt - Fan & Alt.; W/47 7/8" Belt O.C. .	T20334	TR22474	850		
Belt - Fan & Alt.; W/61 1/8" Belt O.C.		②7612	Yanmar 3-Cyl. 78 Diesel		
Hose - Upper; (2" I.D.)		24232	1989-1978		
Hose - Lower		●26526	Belt - Fan & Alt.; W/36 1/4" Belt O.C.		▲9360HD
770			Belt - Fan & Alt.; Ser. No. 007760 & Before		▲9375HD
Yanmar 3-Cyl. 83 Diesel			Belt - Fan & Alt.; Ser. No. 007761 & After	CH14022	▲9400HD
1998			Hose - Lower; (1 1/4" I.D.)		24220
Belt - Fan & Alt.	M808685	▲9412HD	850B		
Hose - Upper		●25251	John Deere 6-Cyl. 466 Diesel		
Hose - Lower		●25154	1994-1985		
1997-1989			Belt - Fan	AT31010	③▲9620HD
Belt - Fan & Alt.		▲9412HD	Belt - Fan To Alt.		▲9350HD
Hose - Upper		●25251	Hose - Upper		●26532
Hose - Lower		●25154	855		
790			Yanmar 3-Cyl. 61 Diesel		
Yanmar 3-Cyl. 81 Diesel			1999-1986		
1998			Belt - Fan & Alt.	M805441	▲9385HD
Belt - Fan & Alt.		▲9412HD	Hose - Upper		●25150

● Vulco-Flex® Coolant Hose.

≧ Cut to Fit.

③ Three Required.

▲ Standard Belt May Also Be Available.

② Two Required.

Belts and Coolant Hose for Tractors

Application	Mfr. No.	Part No.	Application	Mfr. No.	Part No.
JOHN DEERE - Continued			JOHN DEERE - Continued		
870			1050		
Yanmar 3-Cyl. 87 Diesel			Yanmar 3-Cyl. 105 Diesel		
1999-1998			1989-1988		
Belt - Fan & Alt.	M808685	▲9412HD	Belt - Fan & Alt.; W/41 1/2" Belt O.C. .	M808685	▲9412HD
1997-1989			Belt - Fan & Alt.; W/49 1/4" Belt O.C.		▲9490HD
Belt - Fan & Alt.		▲9412HD	Hose - Upper		●25150
			Hose - Lower		●25150
900HC			1070		
Yanmar 3-Cyl. 78 Diesel			Yanmar 4-Cyl. 116 Diesel		
1990-1986			1998-1997		
Belt - Fan & Alt.		▲9405HD	Belt - Fan & Alt.; W/41 1/2" Belt O.C. .	M808685	▲9412HD
Hose - Upper		●25150	1996-1989		
Hose - Lower		●25150	Belt - Fan & Alt.	M808685	▲9412HD
			Hose - Upper		●25474
950			1120		
Yanmar 3-Cyl. 105 Diesel			John Deere 3-Cyl. 135 Diesel		
1989-1978			1973		
Belt - Fan & Alt.; Ser. No. 010859 &			Belt - Fan & Alt.		7320
Before	CH10367	▲9380HD			
Belt - Fan & Alt.; Ser. No. 010860 &			1250		
After	CH12865	▲9412HD	Yanmar 3-Cyl. 143 Diesel		
Hose - Upper		●25150	1989-1982		
Hose - Lower		●25150	Belt - Fan & Alt.	CH16856	▲9465HD
			Hose - Upper		●25478
955			1450		
Yanmar 3-Cyl. 87 Diesel			Yanmar 4-Cyl. 190 Diesel		
1999-1990			1988-1984		
Belt - Fan & Alt.	M805011	▲9375HD	Belt - Fan & Alt.	CH16856	▲9465HD
			Hose - Upper		§<21660
					or ●25474
970			Hose - Lower		
Yanmar 4-Cyl. 111 Diesel			●25476		
1998-1989			1520		
Belt - Fan & Alt.	M808685	▲9412HD	John Deere 3-Cyl. 165		
Hose - Upper		●25474	1973-1968		
			Belt - Fan & Alt.	T20334T	TR22474
990			Hose - Upper; W/12" Hose		●25474
Yanmar 4-Cyl. 121 Diesel			Hose - Upper; W/17" Hose		●25478
2008-2000			Hose - Lower		21182
Belt - Fan	M808685	▲9412HD			or ●26504
1010			John Deere 3-Cyl. 165 Diesel		
John Deere 4-Cyl. 115			1973-1968		
1965-1960			Belt - Fan & Alt.		7375
Belt - Fan & Gen.	T11961T	7435	Hose - Upper		●25477
Hose - Upper		§<20065	Hose - Lower		21182
		or ●25472			or ●26504
Hose - Lower; (1 1/2" I.D.)		24224	1530		
John Deere 4-Cyl. 145 Diesel			John Deere 3-Cyl. 164 Diesel		
1965-1960			1975-1974		
Belt - Fan & Gen.	T12530T	7440	Belt - Fan & Alt.; W/Bosch Alt.	T23505	TR22461
Hose - Upper; (1 1/2" I.D.)		24224	Belt - Fan & Alt.; W/Motorola Alt.	T20334	TR22474
Hose - Lower; (1 1/2" I.D.)		24224	Hose - Lower		21182
1020			Hose - By Pass; (1/2" I.D.)		28439
John Deere 3-Cyl. 135					
1973-1965					
Belt - Fan & Alt.	T20334T	TR22474			
Hose - Upper; W/Hi-Low Power Shift Trans.		●25474			
Hose - Upper; W/O Hi-Low Power Shift Trans.		●25477			
Hose - Lower		21182			
		or ●26603			
John Deere 3-Cyl. 152 Diesel					
1973-1965					
Belt - Fan & Alt.	T20334T	TR22474			
Hose - Lower		21182			
		or ●26502			

▲ Standard Belt May Also Be Available.
§< Cut to Fit.

● Vulco-Flex® Coolant Hose.

Belts and Coolant Hose for Tractors

Agricultural Equipment

Application	Mfr. No.	Part No.
JOHN DEERE - Continued		
1650		
Yanmar 4-Cyl. 190 Diesel		
1988-1984		
Belt - Fan & Alt.		▲9530HD
Hose - Upper		✂21660
	or	●25474
Hose - Lower		●25476
2010		
John Deere 4-Cyl. 145		
1965-1960		
Belt - Fan & Gen.	T626T	7480
Hose - Upper		✂21660
	or	●25476
Hose - Lower - Eng. To Pipe; (1 1/2" I.D.)		24224
Hose - Lower - Pipe To Rad.; (1 1/2" I.D.)		24224
John Deere 4-Cyl. 165 Diesel		
1965-1960		
Belt - Fan & Gen.	T626T	7480
Hose - Upper		✂21660
	or	●25476
Hose - Lower - Eng. To Pipe; (1 1/2" I.D.)		24224
Hose - Lower - Pipe To Rad.; (1 1/2" I.D.)		24224
2020		
John Deere 4-Cyl. 180		
1971-1965		
Belt - Fan & Alt.	T20334T	TR22474
Hose - Upper		●25477
Hose - Lower		21182
	or	●26603
John Deere 4-Cyl. 203 Diesel		
1971-1965		
Belt - Fan & Alt.	T20334T	TR22474
Hose - Upper		●25476
Hose - Lower		21182
	or	●26502
2030		
John Deere 4-Cyl. 219		
1975-1972		
Belt - Fan & Alt.	T24473	TR22514
Hose - Upper		●25474
Hose - Lower		21182
	or	●26502
Hose - By Pass; (1/2" I.D.)		28439
John Deere 4-Cyl. 219 Diesel		
1975-1972		
Belt - Fan & Alt.	T20334	TR22474
Hose - Upper		●25477
Hose - By Pass; (1/2" I.D.)		28439
2040		
John Deere 3-Cyl. 164 Diesel		
1979-1976		
Belt - Fan & Alt.; Ser. No. 349999 & Before	T20334	TR22474
Belt - Fan & Alt.; Ser. No. 350000 & After	T31710	B51
Hose - Lower		21182
Hose - By Pass; (1/2" I.D.)		28439
John Deere 3-Cyl. 179 Diesel		
1982-1980		
Belt - Fan & Alt.; Ser. No. 349999 & Before	T20334	TR22474
Belt - Fan & Alt.; Ser. No. 350000 & After	T31710	B51

Application	Mfr. No.	Part No.
JOHN DEERE - Continued		
2040 - Continued		
John Deere 3-Cyl. 179 Diesel - Continued		
1982-1980 - Continued		
Hose - Lower		21182
Hose - By Pass; (1/2" I.D.)		28439
2150		
John Deere 3-Cyl. 179 Diesel		
1986-1983		
Belt - Fan & Alt.	R73784	TR22525
Hose - Lower		●26502
2155		
John Deere 3-Cyl. 179 Diesel		
1992-1987		
Belt - Fan & Alt.; W/52 3/4" Belt O.C. .	R73784	TR22525
Belt - Fan & Alt.; W/52 3/8" Belt O.C. .	R97940	TR22525
Belt - Fan & Alt.; W/52" Belt O.C.	R97939	TR22517
2240		
John Deere 3-Cyl. 179 Diesel		
1982-1976		
Belt - Fan & Alt.; Ser. No. 349999 & Before	T20334	TR22474
Belt - Fan & Alt.; Ser. No. 350000 & After	T31710	B51
Hose - Lower		21182
Hose - By Pass; (1/2" I.D.)		28439
2255		
John Deere 3-Cyl. 179 Diesel		
1987-1983		
Belt - Fan & Alt.	R73784	TR22525
2350		
John Deere 4-Cyl. 239 Diesel		
1986-1983		
Belt - Fan & Alt.	R73784	TR22525
Belt - A.C.		▲9690HD
Hose - Upper		●26501
Hose - Lower		●26508
2355		
John Deere 4-Cyl. 239 Diesel		
1992-1987		
Belt - Fan & Alt.; W/O Viscous Fan	R87154	TR22553
Belt - Fan & Alt.; W/Viscous Fan	R87153	TR22545
Belt - A.C.	L59206	▲9700HD
2355N		
John Deere 3-Cyl. 179 Diesel		
1992-1987		
Belt - Fan & Alt.; W/52 3/4" Belt O.C. .	R73784	TR22525
Belt - Fan & Alt.; W/52 3/8" Belt O.C. .	R97940	TR22525
Belt - Fan & Alt.; W/52" Belt O.C.	R97939	TR22517
2440		
John Deere 4-Cyl. 219 Diesel		
1982-1976		
Belt - Fan & Alt.	T20334	TR22474
Hose - Upper; W/Horiz. Outlet		✂20450
Hose - Upper; W/Vert. Outlet		✂21794
Hose - Lower		21182
Hose - By Pass; (1/2" I.D.)		28439

▲ Standard Belt May Also Be Available.
● Vulco-Flex® Coolant Hose.

✂ Cut to Fit.

Belts and Coolant Hose for Tractors

Application	Mfr. No.	Part No.	Application	Mfr. No.	Part No.
JOHN DEERE - Continued			JOHN DEERE - Continued		
2510			2755 - Continued		
John Deere 4-Cyl. 180			John Deere 4-Cyl. 239 Diesel - Continued		
1968-1966			1992-1987 - Continued		
Belt - Fan & Alt	T24473	TR22514	Hose - Upper - Eng. To Pipe		20065
Hose - Upper		21794	Hose - Upper - Pipe To Rad.		20065
John Deere 4-Cyl. 203 Diesel			2840		
1968-1966			John Deere 6-Cyl. 329 Diesel		
Belt - Fan & Alt	T24473	TR22514	1979-1977		
Hose - Upper		☉20065	Belt - Fan & Alt	N150864	TR22545
		or ●25473	Hose - Upper		☉20431
Hose - Lower		●26502	2855N		
Hose - By Pass; (1/2" I.D.)		28439	John Deere 4-Cyl. 239 Diesel		
2520			1992-1987		
John Deere 4-Cyl. 203			Belt - Fan & Alt.; W/Viscous Fan	R87153	TR22545
1973-1969			Belt - Fan & Alt.; W/O Viscous Fan	R87154	TR22553
Belt - Fan & Alt	T24473	TR22514	Hose - Upper - Eng. To Pipe		20065
John Deere 4-Cyl. 219 Diesel			Hose - Upper - Pipe To Rad.		20065
1973-1969			2940		
Belt - Fan & Alt	T24473	TR22514	John Deere 6-Cyl. 359 Diesel		
Hose - Upper		☉20065	1982-1980		
		or ●25473	Belt - Fan & Alt	R70446	TR22588
Hose - Lower		●26502	2950		
Hose - By Pass; (1/2" I.D.)		28439	John Deere 6-Cyl. 359 Diesel		
2550			1987-1983		
John Deere 4-Cyl. 239 Diesel			Belt - Fan & Alt		TR22588
1986-1983			Belt - A.C.	L41330	▲9670HD
Belt - Fan & Alt	R73784	TR22525	2955		
Belt - A.C.	L41331	▲9690HD	John Deere 6-Cyl. 359 Diesel		
2555			1992-1987		
John Deere 4-Cyl. 239 Diesel			Belt - Fan & Alt.; W/Viscous Fan	R87153	TR22545
1992-1987			Belt - Fan & Alt.; W/O Viscous Fan	R87154	TR22553
Belt - Fan & Alt.			Belt - A.C.	L59206	▲9700HD
Belt - A.C.			3010		
2630			John Deere 4-Cyl. 201		
John Deere 4-Cyl. 276 Diesel			1963-1961		
1975-1974			Belt - Fan & Alt.	R41627	▲9560HD
Belt - Fan & Alt	T24473	TR22514	Belt - Fan & Gen.	R26606R	▲9550HD
Hose - Upper		20473	Hose - Upper; (2" I.D.)		24232
		or ●25476	Hose - Upper		●26509
2640			Hose - Lower		20590
John Deere 4-Cyl. 276 Diesel					or ●26505
1983-1976			John Deere 4-Cyl. 201 LPG		
Belt - Fan & Alt	T24473	TR22514	1963-1961		
Hose - Lower		21182	Belt - Fan & Alt.	R41627	▲9560HD
Hose - By Pass		20338	Belt - Fan & Gen.	R26606R	▲9550HD
2750			Hose - Upper; (2" I.D.)		24232
John Deere 4-Cyl. 239 Diesel			Hose - Upper		●26509
1986-1983			Hose - Lower		20590
Belt - Fan & Alt	R73784	TR22525			or ●26505
Belt - A.C.; W/67 1/4" Belt O.C.	L41330	▲9670HD	John Deere 4-Cyl. 254 Diesel		
Belt - A.C.; W/69 1/4" Belt O.C.		▲9690HD	1963-1961		
Hose - Lower		●26501	Belt - Fan & Alt.	R41628	▲9570HD
2755			Belt - Fan & Gen.	R26607R	▲9555HD
John Deere 4-Cyl. 239 Diesel			Hose - Upper; (2" I.D.)		24232
1992-1987			Hose - Upper		●26509
Belt - Fan & Alt.; W/Viscous Fan	R87153	TR22545	Hose - Lower		20590
Belt - Fan & Alt.; W/O Viscous Fan	R87154	TR22553			or ●26505
Belt - A.C.	L59206	▲9700HD	3202		
2755 - Continued			John Deere 4-Cyl. 227		
1992-1987			1969-1964		
Belt - Fan & Alt.			Belt - Fan & Alt.	R41627	▲9560HD
Belt - Fan & Alt.; W/Viscous Fan	R87153	TR22545			
Belt - Fan & Alt.; W/O Viscous Fan	R87154	TR22553			
Belt - A.C.	L59206	▲9700HD			

☉ Cut to Fit.
 ▲ Standard Belt May Also Be Available.

● Vulco-Flex® Coolant Hose.

Agricultural Equipment

Belts and Coolant Hose for Tractors

Application	Mfr. No.	Part No.	Application	Mfr. No.	Part No.
JOHN DEERE - Continued			JOHN DEERE - Continued		
3020 - Continued			3255		
John Deere 4-Cyl. 227 - Continued			John Deere 6-Cyl. 359 Diesel		
1969-1964 - Continued			1993-1992		
Belt - Fan & Gen.	R26606R	▲9550HD	Belt - Fan & Alt.	R91407	TR22588
Hose - Upper; (2" I.D.)		24232	Belt - A.C.	L59206	▲9700HD
Hose - Upper		●26509	Hose - Upper		●26508
Hose - Lower		20590			
		or ●26505			
John Deere 4-Cyl. 227 LPG			4000		
1969-1964			John Deere 6-Cyl. 362		
Belt - Fan & Alt.	R41627	▲9560HD	1972-1969		
Belt - Fan & Gen.	R26606R	▲9550HD	Hose - Upper; (2" I.D.)		24232
Hose - Upper; (2" I.D.)		24232	Hose - Upper		●26509
Hose - Upper		●26509	Hose - Lower		20590
Hose - Lower		20590			or ●26505
		or ●26505			
John Deere 4-Cyl. 241			John Deere 6-Cyl. 404 Diesel		
1972-1970			1972-1969		
Belt - Fan & Alt.	R41627	▲9560HD	Belt - Fan & Alt.; W/A.C.	R46570	▲9600HD
Belt - Fan & Gen.	R26606R	▲9550HD	Belt - Fan & Alt.; W/O A.C.		▲9570HD
Hose - Upper; (2" I.D.)		24232	Belt - Fan & Gen.	R26607R	▲9555HD
Hose - Upper		●26509	Belt - A.C.	46098	▲9415HD
Hose - Lower		20590	Hose - Upper; (2" I.D.)		24232
		or ●26505	Hose - Upper		●26509
			Hose - Lower		20590
					or ●26505
John Deere 4-Cyl. 241 LPG			4010		
1972-1970			John Deere 6-Cyl. 302		
Belt - Fan & Alt.	R41627	▲9560HD	1963-1961		
Belt - Fan & Gen.	R26606R	▲9550HD	Hose - Upper; (2" I.D.)		24232
Hose - Upper; (2" I.D.)		24232	Hose - Upper		●26509
Hose - Upper		●26509	Hose - Lower		20590
Hose - Lower		20590			or ●26505
		or ●26505			
John Deere 4-Cyl. 270 Diesel			John Deere 6-Cyl. 302 LPG		
1972-1964			1963-1961		
Belt - Fan & Alt.	R41628	▲9570HD	Hose - Upper; (2" I.D.)		24232
Belt - Fan & Gen.	R26607R	▲9555HD	Hose - Upper		●26509
Hose - Upper; (2" I.D.)		24232	Hose - Lower		20590
Hose - Upper		●26509			or ●26505
Hose - Lower		20590			
		or ●26505			
3055			John Deere 6-Cyl. 380 Diesel		
John Deere 6-Cyl. 359 Diesel			1963-1961		
1993-1991			Hose - Upper; (2" I.D.)		24232
Belt - Fan & Alt.	R87152	TR22607	Hose - Upper		●26509
Belt - A.C.	L59206	▲9700HD	Hose - Lower		20590
Hose - Upper		●26521			or ●26505
3150			4020		
John Deere 6-Cyl. 359 Diesel			John Deere 6-Cyl. 340		
1987-1985			1972-1964		
Belt - Fan & Alt.	R82174	TR22570	Hose - Upper; (2" I.D.)		24232
Belt - A.C.	L41330	▲9670HD	Hose - Upper		●26509
Hose - Upper		≧20744	Hose - Lower		20590
		or ●26534			or ●26505
3155			John Deere 6-Cyl. 340 LPG		
John Deere 6-Cyl. 359 Diesel			1972-1964		
1991-1987			Hose - Upper; (2" I.D.)		24232
Belt - Fan & Alt.; W/Viscous Fan	R91407	TR22588	Hose - Upper		●26509
Belt - A.C.; Ser. No. 663473 & Before ..	L41330	▲9670HD	Hose - Lower		20590
Belt - A.C.; Ser. No. 663474 & After ...	L59206	▲9700HD			or ●26505
Hose - Upper		●26515			
			John Deere 6-Cyl. 362		
			1972-1964		
			Hose - Upper; (2" I.D.)		24232
			Hose - Upper		●26509
			Hose - Lower		20590
					or ●26505

▲ Standard Belt May Also Be Available.
 ≧ Cut to Fit.

● Vulco-Flex® Coolant Hose.

Belts and Coolant Hose for Tractors

Application	Mfr. No.	Part No.	Application	Mfr. No.	Part No.
JOHN DEERE - Continued			JOHN DEERE - Continued		
4020 - Continued			4110		
John Deere 6-Cyl. 362 LPG			Yanmar 3-Cyl. 61 Diesel		
1972-1964			2006-2002		
Hose - Upper; (2" I.D.)		24232	Belt - Fan; W/36" Belt O.C.	M802674	7360
Hose - Upper		●26509	Belt - Fan; W/36 1/2" Belt O.C.	M800347	7360
Hose - Lower		20590	Belt - Fan; W/37" Belt O.C.	M811285	7370
		or ●26505			
John Deere 6-Cyl. 404 Diesel			4115		
1972-1964			Yanmar 3-Cyl. 73 Diesel		
Belt - Fan & Alt.; W/A.C.	R46570	▲9600HD	2006-2002		
Belt - Fan & Alt.; W/O A.C.		▲9570HD	Belt - Fan & Alt.	RG60467	▲9380HD
Belt - Fan & Gen.	R26607R	▲9555HD			
Belt - A.C.	46098	▲9415HD			
Hose - Upper; (2" I.D.)		24232			
Hose - Upper		●26509			
Hose - Lower		20590			
		or ●26505			
4030			4200		
John Deere 6-Cyl. 303			Yanmar 3-Cyl. 73 Diesel		
1977-1973			2003-1998		
Belt - Fan & Alt.	R41628	▲9570HD	Belt - Fan		▲9390HD
Belt - A.C.	R53258	▲9700HD			
Hose - Lower		●26518			
Hose - By Pass; (3/4" I.D.)		28442			
John Deere 6-Cyl. 329 Diesel			4230		
1977-1973			John Deere 6-Cyl. 362		
Belt - Fan & Alt.; W/57 1/4" Belt O.C. .	R41628	▲9570HD	1977-1973		
Belt - Fan & Alt.; W/59 1/4" Belt O.C. .	R46113	▲9590HD	Belt - Fan & Alt.	R41681	▲9560HD
Belt - A.C.; Ser. No. 007171 & Before .	R53258	▲9700HD	Belt - A.C.	R46098	▲9415HD
Hose - Upper		●26508	John Deere 6-Cyl. 404 Diesel		
Hose - Lower		●26518	1977-1973		
Hose - By Pass; (3/4" I.D.)		28442	Belt - Fan & Alt.; W/62 3/4" Belt O.C. .	R52603	▲9625HD
			Belt - Fan & Alt.; W/64 1/4" Belt O.C. .	R52604	▲9640HD
			Belt - A.C.	R46098	▲9415HD
			Hose - Upper; (2" I.D.)		24232
			Hose - Upper		●26510
			Hose - Lower		●26509
4040			4240		
John Deere 6-Cyl. 404 Diesel			John Deere 6-Cyl. 466 Diesel		
1982-1978			1982-1978		
Belt - Fan & Alt.	R52603	▲9625HD	Belt - Fan & Alt.	AR74662	②▲9660HD
Belt - A.C.	R71603	▲9415HD	Belt - A.C.; W/41 3/4" Belt O.C.		▲9415HD
Hose - Upper; (2" I.D.)		24232	Belt - A.C.; W/42 3/4" Belt O.C.	R63900	▲9425HD
			Hose - Lower; W/A.C.		21547
4050			4250		
John Deere 6-Cyl. 359 Diesel			John Deere 6-Cyl. 466 Diesel		
1988-1987			1988-1983		
Belt - Fan & Alt.; W/57 1/4" Belt O.C. .	T26755	②▲9570HD	Belt - Fan & Alt.	RE29018	②▲9660HD
Belt - Fan & Alt.; W/59 1/4" Belt O.C. .	H79235	②▲9590HD	Belt - A.C.	R73189	▲9430HD
Belt - A.C.	B2893R	▲9405HD	Hose - Upper		21544
Hose - Upper		21544	Hose - Lower		≧21135
Hose - Lower		≧21135			
John Deere 6-Cyl. 466 Diesel			4255		
1986-1983			John Deere 6-Cyl. 466 Diesel		
Belt - Fan & Alt.; W/57 1/4" Belt O.C. .	T26755	②▲9570HD	1992-1989		
Belt - Fan & Alt.; W/59 1/4" Belt O.C. .	H79235	②▲9590HD	Belt - Fan & Alt.; W/66 3/8" Belt O.C. .	RE29018	②▲9660HD
Belt - A.C.	B2893R	▲9405HD	Belt - A.C.	R73189	▲9430HD
Hose - Upper		21544	Hose - Upper		●26522
Hose - Lower		≧21135	Hose - Lower		≧21135
4055			4300		
John Deere 6-Cyl. 466 Diesel			Yanmar 3-Cyl. 91 Diesel		
1992-1989			2003-1998		
Belt - Fan & Alt.; W/66 3/8" Belt O.C. .	RE29018	②▲9660HD	Belt - Fan		▲9412HD
Belt - A.C.	R73189	▲9430HD			
Hose - Upper		●26522			
Hose - Lower		≧21135			
4055			4310		
John Deere 6-Cyl. 466 Diesel			Yanmar 3-Cyl. 91 Diesel		
1992-1989			2005-2002		
Belt - Fan & Alt.; W/66 3/8" Belt O.C. .	RE29018	②▲9660HD	Belt - Fan & Alt.; W/40A. Alt.	LVU11661	▲9415HD
Belt - A.C.	R73189	▲9430HD			
Hose - Upper		●26522			
Hose - Lower		≧21135			

● Vulco-Flex® Coolant Hose.
② Two Required.

▲ Standard Belt May Also Be Available.
≧ Cut to Fit.

Agricultural Equipment

Belts and Coolant Hose for Tractors

Application	Mfr. No.	Part No.	Application	Mfr. No.	Part No.
JOHN DEERE - Continued			JOHN DEERE - Continued		
4320			4510 - Continued		
John Deere 6-Cyl. 404 Diesel			Yanmar 4-Cyl. 121 Diesel - Continued		
1972-1971			2002		
Belt - Fan & Alt.; W/A.C.		②7612	Belt - Fan & Alt.; W/O Cab	R135438	▲K080638HD
Belt - Fan & Alt.; W/O A.C.	AR43219	②▲9600HD	Belt - Fan & Alt.; W/Cab	R131435	▲K080855HD
Hose - Lower		●26524	Belt - Fan & Alt.; W/40A. Alt.	LVU11661	▲9415HD
4400			Tensioner Assy. - Fan & Alt.		
Yanmar 3-Cyl. 101 Diesel			RE52490		
2003-1998			4520		
Belt - Fan		▲9420HD	John Deere 6-Cyl. 404 Diesel		
4410			1970-1969		
Yanmar 3-Cyl. 101 Diesel			Belt - Fan & Alt.; W/O A.C.		
2006-2002			AR43219		
Belt - Fan & Alt.; W/40A. Alt.	LVU11661	▲9415HD	Hose - Upper		
4430			Hose - Lower		
John Deere 6-Cyl. 404 Diesel			②▲9600HD		
1977-1973			●26514		
Belt - Fan & Alt.; W/A.C.	AR57266	②▲9630HD	●26517		
Belt - Fan & Alt.; W/O A.C.	AR54592	②▲9625HD	4555		
Belt - A.C.	R46098	▲9415HD	John Deere 6-Cyl. 466 Diesel		
4440			1992-1989		
John Deere 6-Cyl. 466 Diesel			Belt - Fan & Alt.; W/66 3/8" Belt O.C. .		
1982-1978			RE29018		
Belt - Fan & Alt.	AR74662	②▲9660HD	Belt - A.C.		
Belt - A.C.; W/41 3/4" Belt O.C.		▲9415HD	R73189		
Belt - A.C.; W/42 3/4" Belt O.C.	R63900	▲9425HD	Hose - Upper		
Hose - Upper		21544	Hose - Lower		
Hose - Lower; W/A.C.		21547	②▲9660HD		
4450			▲9430HD		
John Deere 6-Cyl. 466 Diesel			●26522		
1988-1983			⊗<21135		
Belt - Fan & Alt.	RE29018	②▲9660HD	4560		
Belt - A.C.	R73189	▲9430HD	John Deere 6-Cyl. 466 Diesel		
Hose - Upper		21544	1994-1992		
Hose - Lower		⊗<21135	Belt - Fan & Alt.; W/66 3/8" Belt O.C. .		
4455			RE29018		
John Deere 6-Cyl. 466 Diesel			Belt - A.C.		
1992-1989			R73189		
Belt - Fan & Alt.; W/66 3/8" Belt O.C. .	RE29018	②▲9660HD	Hose - Upper		
Belt - A.C.	R73189	▲9430HD	Hose - Lower; W/A.C.		
Hose - Upper		●26522	21547		
Hose - Lower		⊗<21135	4565		
4500			John Deere 6-Cyl. 466 Diesel		
Yanmar 4-Cyl. 121 Diesel			1982-1978		
2003-2001			Belt - Fan & Alt.		
Belt - Fan; W/40A. Alt.	M802627	▲9412HD	AR74662		
Belt - Fan; W/55A. Alt.	LVU11661	▲9415HD	Belt - A.C.		
2000-1999			R71602		
Belt - Fan; W/40A. Alt.	M802627	▲9412HD	▲9660HD		
Belt - Fan; W/55A. Alt.	LVU11661	▲9415HD	▲9425HD		
Belt - Fan; W/40" Belt O.C.	M802627	▲9412HD	4650		
Belt - Fan; W/41 1/2" Belt O.C.	M809527	▲9425HD	John Deere 6-Cyl. 466 Diesel		
1998			1988-1983		
Belt - Fan; W/40A. Alt.	M802627	▲9412HD	Belt - Fan & Alt.		
Belt - Fan; W/55A. Alt.	LVU11661	▲9415HD	AR74662		
4510			Belt - A.C.		
Yanmar 4-Cyl. 121 Diesel			R71602		
2004-2003			Hose - Upper		
Belt - Fan & Alt.; W/40A. Alt.	LVU11661	▲9415HD	Hose - Lower; W/2 1/2" I.D. Hose		

② Two Required.
● Vulco-Flex® Coolant Hose.

▲ Standard Belt May Also Be Available.
⊗ Cut to Fit.

Belts and Coolant Hose for Tractors

Application	Mfr. No.	Part No.	Application	Mfr. No.	Part No.
JOHN DEERE - Continued			JOHN DEERE - Continued		
4650 - Continued			5020		
John Deere 6-Cyl. 466 Diesel - Continued			John Deere 6-Cyl. 531 Diesel		
1988-1983 - Continued			1972-1966		
Hose - Lower; W/3" I.D. Hose		☞21420	Belt - Fan & Alt./Gen.; W/61 5/8" Belt O.C.	AR41574	☉7612
4700			Belt - Fan & Alt.; W/A.C.; W/67 1/8" Belt O.C.	AR46970	☉7665
Yanmar 4-Cyl. 134 Diesel			Hose - Upper; (2" I.D.)		24232
2003-2000			Hose - Lower		●26526
Belt - Fan; W/40A. Alt.	M802627	☉9412HD	Hose - By Pass - Front; (1 3/8" I.D.)		24222
Belt - Fan; W/55A. Alt.	LVU11661	☉9415HD	Hose - By Pass - Rear		☞21942
4710			5065M		
Yanmar 4-Cyl. 121 Diesel			John Deere 5-Cyl. 184 Diesel		
2004-2002			2009		
Belt - Fan & Alt.; W/40A. Alt.	LVU11661	☉9415HD	Belt - Fan; W/O Cab	R270491	K060956
4755			Tensioner Assy.	RE518097	38507
John Deere 6-Cyl. 466 Diesel			John Deere 5-Cyl. 186 Diesel		
1991-1989			2013-2011		
Belt - Fan & Alt.; W/66 3/8" Belt O.C. .	RE29018	☉9660HD	Belt - Fan; W/O Cab	R270491	K060956
Belt - A.C.	R73189	☉9430HD	2010		
4760			Belt - Fan; W/O Cab	R270491	K060956
John Deere 6-Cyl. 466 Diesel			Tensioner Assy.	RE518097	38507
1994-1992			5075M		
Belt - Fan & Alt.; W/Single Belt	RE41942	☉9660HD	John Deere 5-Cyl. 184 Diesel		
Belt - Fan & Alt.; W/Dual Belts	RE29018	☉9660HD	2009		
Belt - A.C.	R73189	☉9430HD	Belt - Fan; W/O Cab	R270491	K060956
Hose - Lower; (2 1/2" I.D.)		☉24940	Tensioner Assy.	RE518097	38507
4840			John Deere 5-Cyl. 186 Diesel		
John Deere 6-Cyl. 466 Diesel			2014-2011		
1982-1978			Belt - Fan; W/O Cab	R270491	K060956
Belt - Fan & Alt.	AR74662	☉9660HD	2010		
Belt - A.C.	R71602	☉9425HD	Belt - Fan; W/O Cab	R270491	K060956
4850			Tensioner Assy.	RE518097	38507
John Deere 6-Cyl. 466 Diesel			5083E		
1988-1983			John Deere 4-Cyl. 276 Diesel		
Belt - Fan & Alt.	AR74662	☉9660HD	2013-2010		
Belt - A.C.	R71602	☉9425HD	Serpentine Belt; Ser. No. 340001 & After	SU303445	☉K080842HD
Hose - Upper		21544	Serpentine Belt; Ser. No. 340000 & Before; W/O Cab	R133703	☉K080760HD
Hose - Lower; W/2 1/2" I.D. Hose		☞21135	Tensioner Assy.	RE518097	38507
Hose - Lower; W/3" I.D. Hose		☞21420	2009		
4955			Belt - Fan; W/O Cab	R216071	☉K060594HD
John Deere 6-Cyl. 466 Diesel			Belt - Fan; W/Cab	R133703	☉K080760HD
1991-1989			Tensioner Assy. - Fan; W/Cab	RE518097	38507
Belt - Fan & Alt.; W/66 3/8" Belt O.C. .	RE29018	☉9660HD	Tensioner Assy. - Fan; W/O Cab	RE518097	38507
Belt - A.C.	R73189	☉9430HD	5083EN		
4960			John Deere 4-Cyl. 276 Diesel		
John Deere 6-Cyl. 466 Diesel			2013-2010		
1994-1992			Serpentine Belt; Ser. No. 370001 & After; W/Cab	SU303445	☉K080842HD
Belt - Fan & Alt.	RE41942	☉9660HD	Serpentine Belt; Ser. No. 370000 & Before; W/Cab	R216071	☉K060594HD
Belt - A.C.		☉9405HD	Serpentine Belt; Ser. No. 370000 & Before; W/O Cab	R133703	☉K080760HD
Hose - Lower		21135	Tensioner Assy.	RE518097	38507
5010			2009		
John Deere 6-Cyl. 531 Diesel			Belt - Fan; W/O Cab	R216071	☉K060594HD
1965-1963			Belt - Fan; W/Cab	R133703	☉K080760HD
Belt - Fan & Alt./Gen.	AR41574	☉7612	Tensioner Assy. - Fan; W/Cab	RE518097	38507
Hose - Upper; (2" I.D.)		24232	Tensioner Assy. - Fan; W/O Cab	RE518097	38507
Hose - Lower		●26526			
Hose - By Pass - Front; (1 3/8" I.D.)		24222			
Hose - By Pass - Rear		☞21942			

☞ Cut to Fit.
 ☉ Two Required.
 ● Vulco-Flex® Coolant Hose.

☉ Standard Belt May Also Be Available.
 ☉ Use Wire Inserted Green Stripe® Coolant Hose.

Agricultural Equipment

Belts and Coolant Hose for Tractors

Agricultural Equipment

Application	Mfr. No.	Part No.	Application	Mfr. No.	Part No.
JOHN DEERE - Continued			JOHN DEERE - Continued		
5085E			5100M - Continued		
John Deere 4-Cyl. 276 Diesel			John Deere 4-Cyl. 276 Diesel - Continued		
2014-2013			2014-2012 - Continued		
Serpentine Belt; W/Cab	SU23542	♣K080952HD	Tensioner Assy.	RE518097	38507
Tensioner Assy.	RE518097	38507			
5085M			5100MH; 5100ML		
John Deere 4-Cyl. 276 Diesel			John Deere 4-Cyl. 276 Diesel		
2014-2010			2013-2012		
Belt - Fan; W/Cab	R269265	♣K080855HD	Serpentine Belt; W/Cab	SU23542	♣K080952HD
Belt - Fan; W/O Cab	R269264	K060623	Tensioner Assy.	RE518097	38507
Tensioner Assy.	RE518097	38507			
2009			5101E		
Belt - Fan; W/O Cab	R269264	K060623	John Deere 4-Cyl. 276 Diesel		
Belt - Fan; W/Cab	R269265	♣K080855HD	2013-2010		
Tensioner Assy.	RE518097	38507	Serpentine Belt; Ser. No. 340000 & Before	R133703	♣K080760HD
			Serpentine Belt; Ser. No. 340001 & After	SU303445	♣K080842HD
			Tensioner Assy.	RE518097	38507
			2009		
			Belt - Fan	R133703	♣K080760HD
			Tensioner Assy. - Fan	RE518097	38507
5093E			5101EN		
John Deere 4-Cyl. 276 Diesel			John Deere 4-Cyl. 276 Diesel		
2013-2010			2013-2010		
Serpentine Belt; Ser. No. 340000 & Before	R133703	♣K080760HD	Serpentine Belt; Ser. No. 370001 & After; W/Cab	SU303445	♣K080842HD
Serpentine Belt; Ser. No. 340001 & After	SU303445	♣K080842HD	Serpentine Belt; Ser. No. 370000 & Before; W/Cab	R216071	♣K060594HD
Tensioner Assy.	RE518097	38507	Serpentine Belt; Ser. No. 370000 & Before; W/O Cab	R133703	♣K080760HD
			Tensioner Assy.	RE518097	38507
			2009		
			Belt - Fan	R133703	♣K080760HD
			Tensioner Assy. - Fan	RE518097	38507
5093EN			5103		
John Deere 4-Cyl. 276 Diesel			John Deere 3-Cyl. 179 Diesel		
2013-2010			2008-2003		
Serpentine Belt; Ser. No. 370001 & After; W/Cab	SU303445	♣K080842HD	Belt - Fan & Alt.	R73784	TR22525
Serpentine Belt; Ser. No. 370000 & Before; W/Cab	R216071	♣K060594HD			
Serpentine Belt; Ser. No. 370000 & Before; W/O Cab	R133703	♣K080760HD			
Tensioner Assy.	RE518097	38507			
5095M			5105		
John Deere 4-Cyl. 276 Diesel			John Deere 3-Cyl. 179 Diesel		
2011-2009			2007-1999		
Belt - Fan; W/Cab	R269265	♣K080855HD	Belt - Fan	R73784	TR22525
Belt - Fan; W/O Cab	R269264	K060623			
Tensioner Assy.	RE518097	38507			
5095MH			5105M		
John Deere 4-Cyl. 276 Diesel			John Deere 4-Cyl. 276 Diesel		
2011-2010			2012-2010		
Belt - Fan; W/Cab	R269265	♣K080855HD	Belt - Fan; W/Cab	R269265	♣K080855HD
Belt - Fan; W/O Cab	R269264	K060623	Belt - Fan; W/O Cab	R269264	K060623
Tensioner Assy.	RE518097	38507	Tensioner Assy.	RE518097	38507
			2009		
			Belt - Fan; W/O Cab	R270491	K060956
			Tensioner Assy.	RE518097	38507
5100E			5105ML		
John Deere 4-Cyl. 276 Diesel			John Deere 4-Cyl. 276 Diesel		
2014-2013			2013-2010		
Serpentine Belt; W/Cab	SU23542	♣K080952HD	Belt - Fan; W/O Cab	R269264	K060623
Tensioner Assy.	RE518097	38507	Tensioner Assy.	RE518097	38507
5100M			5115M		
John Deere 4-Cyl. 276 Diesel			John Deere 4-Cyl. 276 Diesel		
2014-2012			2014-2012		
Serpentine Belt; W/Cab	SU23542	♣K080952HD	Serpentine Belt; W/Cab	SU23542	♣K080952HD
			Tensioner Assy.	RE518097	38507

♣ Standard Belt May Also Be Available.

Belts and Coolant Hose for Tractors

Application	Mfr. No.	Part No.	Application	Mfr. No.	Part No.
JOHN DEERE - Continued			JOHN DEERE - Continued		
5115ML			5310		
John Deere 4-Cyl. 276 Diesel			John Deere 3-Cyl. 179 Diesel		
2013-2012			2001-1998		
Serpentine Belt; W/Cab	SU23542	▲K080952HD	Belt - Fan	R73784	TR22525
Tensioner Assy.	RE518097	38507	Belt - A.C.	R128502	▲9630HD
			Hose - Upper		20065
5200			5320		
John Deere 3-Cyl. 179 Diesel			John Deere 3-Cyl. 179 Diesel		
1997			2004-2001		
Belt - Fan & Alt.	R73784	TR22525	Belt - Fan & Alt.	R73784	TR22525
Belt - A.C.	R128502	▲9630HD	Belt - A.C.	R128502	▲9630HD
Hose - Upper		21660	Hose - Upper		20065
1996			5325		
Belt - Fan & Alt.; W/Cab	R73784	TR22525	John Deere 5-Cyl. 186 Diesel		
Belt - A.C.	R128502	▲9630HD	2008-2005		
Hose - Upper		20065	Belt - Fan & Alt.	R505810	▲K060923HD
1995-1992			Belt - Fan, Alt. & A.C.	R515218	K060950
Belt - Fan & Alt.	R73784	TR22525	5400		
Belt - A.C.	R128502	▲9630HD	John Deere 3-Cyl. 179 Diesel		
Hose - Upper		20065	1997-1992		
5203			2008-2003		
John Deere 3-Cyl. 179 Diesel			Belt - Alt.		
2008-2003			R73784		
Belt - Alt.			TR22525		
5205			5205		
John Deere 3-Cyl. 179 Diesel			John Deere 3-Cyl. 179 Diesel		
2007-1999			2001-1998		
Belt - Fan			Belt - Fan		
R73784			R73784		
TR22525			TR22525		
5210			5210		
John Deere 3-Cyl. 179 Diesel			John Deere 3-Cyl. 179 Diesel		
2001-1998			2001-1998		
Belt - Fan	R73784	TR22525	Belt - Fan	R73784	TR22525
Belt - A.C.	R128502	▲9630HD	Belt - A.C.	R128502	▲9630HD
Hose - Upper		20065	Hose - Upper		20065
5220			5220		
John Deere 3-Cyl. 179 Diesel			John Deere 3-Cyl. 179 Diesel		
2004-2002			2004-2002		
Belt - Fan & Alt.	R73784	TR22525	Belt - Fan & Alt.	R73784	TR22525
Belt - A.C.	R128502	▲9630HD	Belt - A.C.	R128502	▲9630HD
Hose - Upper		20065	Hose - Upper		20065
5225			5225		
John Deere 5-Cyl. 186 Diesel			John Deere 5-Cyl. 186 Diesel		
2008-2005			2008-2005		
Belt - Fan & Alt.	R505810	▲K060923HD	Belt - Fan & Alt.	R505810	▲K060923HD
Belt - Fan, Alt. & A.C.	R515218	K060950	Belt - Fan, Alt. & A.C.	R515218	K060950
5300			5300		
John Deere 3-Cyl. 179 Diesel			John Deere 3-Cyl. 179 Diesel		
1997-1992			1997-1992		
Belt - Fan & Alt.	R73784	TR22525	Belt - Fan & Alt.	R73784	TR22525
Belt - A.C.	R128502	▲9630HD	Belt - A.C.	R128502	▲9630HD
Hose - Upper		20065	Hose - Upper		20065
5303			5303		
John Deere 3-Cyl. 179 Diesel			John Deere 3-Cyl. 179 Diesel		
2008-2003			2008-2003		
Belt - Alt.			Belt - Alt.		
R73784			R73784		
TR22525			TR22525		
5310			5310		
John Deere 4-Cyl. 276 Diesel			John Deere 4-Cyl. 276 Diesel		
2001-1998			2001-1998		
Belt - Fan, Alt. & A.C.			Belt - Fan, Alt. & A.C.		
R135823			R135823		
▲K080760HD			▲K080760HD		
5410			5410		
John Deere 4-Cyl. 276 Diesel			John Deere 4-Cyl. 276 Diesel		
2001-1998			2004-2002		
Belt - Fan, Alt. & A.C.			Belt - Fan, Alt. & A.C.		
R135823			R135823		
▲K080760HD			▲K080760HD		
5420			5420		
John Deere 4-Cyl. 276 Diesel			John Deere 4-Cyl. 276 Diesel		
2004-2002			2004-2002		
Belt - Fan, Alt. & A.C.	R135823	▲K080760HD	Belt - Fan, Alt. & A.C.	R135823	▲K080760HD
Tensioner Assy.	RE70536	38654	Tensioner Assy.	RE70536	38654
5425			5425		
John Deere 4-Cyl. 276 Diesel			John Deere 4-Cyl. 276 Diesel		
2008-2005			2008-2005		
Belt - Fan & Alt.	R216071	▲K060594HD	Belt - Fan & Alt.	R216071	▲K060594HD
Belt - Fan, Alt. & A.C.	R133703	▲K080760HD	Belt - Fan, Alt. & A.C.	R133703	▲K080760HD
Tensioner Assy.	RE518097	38507	Tensioner Assy.	RE518097	38507
5500			5500		
John Deere 4-Cyl. 239 Diesel			John Deere 4-Cyl. 239 Diesel		
1997-1996			1997-1996		
Belt - Fan & Alt.; W/Cab	E75596	TR22553	Belt - Fan & Alt.; W/Cab	E75596	TR22553
Belt - Fan & Alt.; W/O Cab	N150864	TR22545	Belt - Fan & Alt.; W/O Cab	N150864	TR22545
Belt - A.C.	R128502	▲9630HD	Belt - A.C.	R128502	▲9630HD
5510			5510		
John Deere 4-Cyl. 276 Diesel			John Deere 4-Cyl. 276 Diesel		
2001-1998			2001-1998		
Belt - Fan, Alt. & A.C.			Belt - Fan, Alt. & A.C.		
R135823			R135823		
▲K080760HD			▲K080760HD		
5520			5520		
John Deere 4-Cyl. 276 Diesel			John Deere 4-Cyl. 276 Diesel		
2005-2000			2005-2000		
Belt - Fan, Alt. & A.C.	R135823	▲K080760HD	Belt - Fan, Alt. & A.C.	R135823	▲K080760HD
Tensioner Assy.	RE70536	38654	Tensioner Assy.	RE70536	38654

▲ Standard Belt May Also Be Available.

● Vulco-Flex® Coolant Hose.

Agricultural Equipment

Belts and Coolant Hose for Tractors

Application	Mfr. No.	Part No.	Application	Mfr. No.	Part No.
JOHN DEERE - Continued			JOHN DEERE - Continued		
5525			6130D		
John Deere 4-Cyl. 276 Diesel			John Deere 4-Cyl. 276 Diesel		
2008-2005			2014-2010		
Belt - Fan & Alt.	R216071	♣K060594HD	Serpentine Belt; W/Cab	SU23542	♣K080952HD
Belt - Fan, Alt. & A.C.	R133703	♣K080760HD	Tensioner Assy.	RE518097	38507
Tensioner Assy.	RE518097	38507	2009		
5603			6140D		
John Deere 4045T Powertech Diesel			John Deere 4-Cyl. 276 Diesel		
2008			2014-2010		
Belt - Fan	R133703	♣K080760HD	Serpentine Belt; W/Cab	SU23542	♣K080952HD
Tensioner Assy.	RE518097	38507	Tensioner Assy.	RE518097	38507
5625			2009		
John Deere 4045T Powertech Diesel			Tensioner Assy. - Fan		
2008-2007			RE518097		
Belt - Fan & Alt.; W/O A.C.	R216071	♣K060594HD	38507		
Belt - Fan & Alt.; W/A.C.	R133703	♣K080760HD	6200		
6030			John Deere 4-Cyl. 239 Diesel		
John Deere 6-Cyl. 531 Diesel			1997-1992		
1977-1972			Belt - Fan & Alt.; W/Hyd. Tensioner;		
Belt - Fan; W/61 5/8" Belt O.C.	AR56638	②7612	Ser. No. 125189 & Before	L111169	♣K060675HD
Belt - Fan; W/67 1/8" Belt O.C.	AR46970	②7665	Belt - Fan & Alt.; W/Hyd. Tensioner;		
Belt - Fan & Alt.	AR53099	②♣9650HD	Ser. No. 125190 & After	L111685	♣K080685HD
Belt - A.C.	R49422	♣9430HD	Belt - Fan & Alt.; W/Mech. Tensioner .	L111169	♣K060675HD
Hose - Upper		●26510	Belt - Fan, Alt. & A.C.; W/Hyd.		
Hose - Lower		●26526	Tensioner	L111170	♣K080876HD
Hose - Lower - Eng. To Pipe; Ser. No. 288433 & After .		✂21400	Belt - Fan, Alt. & A.C.; W/Mech.		
Hose - By Pass		✂20267	Tensioner	L110605	K080868HD
6100D			Tensioner Assy.; W/Mech. Tensioner .		
John Deere 4-Cyl. 276 Diesel			AL110621		
2012-2010			6210		
Serpentine Belt; W/Cab	R270857	K080860HD	John Deere 4045T Powertech Diesel		
Tensioner Assy.	RE518097	38507	2001-1998		
2009			Belt - Fan & Alt.		
Belt - Fan; W/Cab	R270857	K080860HD	L111601		
6105D			♣K080968HD		
John Deere 4-Cyl. 276 Diesel			6215		
2014-2013			John Deere 4045T Powertech Diesel		
Serpentine Belt; W/Cab	SU23542	♣K080952HD	2008-2003		
Tensioner Assy.	RE518097	38507	Belt - Fan & Alt.		
6110			114489		
John Deere 4045T Powertech Diesel			♣K080760HD		
2001-1998			Belt - Fan, Alt. & A.C.		
Belt - Fan & Alt.		♣K080760HD	L111601		
Belt - Fan, Alt. & A.C.	L111601	♣K080968HD	♣K080968HD		
6115D			38661		
John Deere 4-Cyl. 276 Diesel			6220		
2014-2010			John Deere 4045T Powertech Diesel		
Serpentine Belt; W/Cab	SU23542	♣K080952HD	2008-2002		
Tensioner Assy.	RE518097	38507	Belt - Fan & Alt.		
2009			L114489		
Belt - Fan; W/Cab	R270857	K080860HD	♣K080760HD		
Tensioner Assy. - Fan	RE518097	38507	Belt - Fan, Alt. & A.C.		
6120			L111601		
John Deere 4-Cyl. 276 Diesel			♣K080968HD		
2008-2002			38661		
Belt - Fan & Alt.	L114489	♣K080760HD	6230		
Belt - Fan, Alt. & A.C.	L111601	♣K080968HD	John Deere 4-Cyl. 276 Diesel		
Tensioner Assy.	AL156090	38661	2013-2010		
6120			Serpentine Belt; W/A.C.		
John Deere 4-Cyl. 276 Diesel			L111600		
2008-2002			♣K080968HD		
Belt - Fan & Alt.	L114489	♣K080751HD	Serpentine Belt; W/O A.C.		
Belt - Fan, Alt. & A.C.	L155538	♣K080968HD	L114488		
Tensioner Assy. - Fan	AL156090	38661	Tensioner Assy.		
6120			AL156090		
John Deere 4-Cyl. 276 Diesel			2009		
2008-2002			Belt - Fan & Alt.		
Belt - Fan & Alt.	L114489	♣K080751HD	L114488		
Belt - Fan, Alt. & A.C.	L111601	♣K080968HD	Belt - Fan, Alt. & A.C.		
Tensioner Assy.	AL156090	38661	L155538		
6120			Tensioner Assy. - Fan		
John Deere 4-Cyl. 276 Diesel			AL156090		
2008-2002			6300		
Belt - Fan & Alt.	L114489	♣K080760HD	John Deere 4-Cyl. 239 Diesel		
Belt - Fan, Alt. & A.C.	L111601	♣K080968HD	1997-1992		
Tensioner Assy.	AL156090	38661	Belt - Fan & Alt.; W/Hyd. Tensioner;		
6120			Ser. No. 125189 & Before		
John Deere 4-Cyl. 276 Diesel			L111169		
2008-2002			♣K060675HD		
Belt - Fan & Alt.	L114489	♣K080760HD			
Belt - Fan, Alt. & A.C.	L111601	♣K080968HD			
Tensioner Assy.	AL156090	38661			

♣ Standard Belt May Also Be Available.
 ● Vulco-Flex® Coolant Hose.

② Two Required.
 ✂ Cut to Fit.

Belts and Coolant Hose for Tractors

Application	Mfr. No.	Part No.	Application	Mfr. No.	Part No.
JOHN DEERE - Continued			JOHN DEERE - Continued		
6300 - Continued			6405 Advantage - Continued		
John Deere 4-Cyl. 239 Diesel - Continued			John Deere 4045T Powertech Diesel - Continued		
1997-1992 - Continued			2001-1997 - Continued		
Belt - Fan & Alt.; W/Hyd. Tensioner; Ser. No. 125190 & After	L111685	▲K080685HD	Belt - Fan & Alt.	L114489	▲K080760HD
Belt - Fan & Alt.; W/Mech. Tensioner .	L111169	▲K060675HD	Belt - Fan	8K1930	▲K080760HD
Belt - Fan, Alt. & A.C.; W/Hyd. Tensioner; Ser. No. 106163 & Before	L111170	▲K080876HD	6410		
Belt - Fan, Alt. & A.C.; W/Hyd. Tensioner; Ser. No. 106164 & After	L110606	▲K080878HD	John Deere 4045T Powertech Diesel		
Belt - Fan, Alt. & A.C.; W/Mech. Tensioner	L110605	K080868HD	2001		
Tensioner Assy.; W/Mech. Tensioner .	AL110621	38660	Belt - Fan & Alt.	L114489	▲K080760HD
Hose - Upper		☞<21115	Belt - Fan, Alt. & A.C.	L111601	▲K080968HD
		or ●26531	2000-1998		
			Belt - Fan & Alt.		▲K080760HD
			Belt - Fan, Alt. & A.C.	L111600	▲K080968HD
			6415		
			John Deere 4-Cyl. 276 Diesel		
			2008-2005		
			Belt - Fan & Alt.	L114489	▲K080760HD
			Belt - Fan, Alt. & A.C.	L111601	▲K080968HD
			Tensioner Assy.	AL156090	38661
			2004-2003		
			Belt - Fan & Alt.	114489	▲K080760HD
			Belt - Fan, Alt. & A.C.	L111601	▲K080968HD
			Tensioner Assy.	AL156090	38661
			6420		
			John Deere 4-Cyl. 276 Diesel		
			2008-2002		
			Belt - Fan & Alt.	L114489	▲K080760HD
			Belt - Fan, Alt. & A.C.	L111601	▲K080968HD
			Tensioner Assy.	AL156090	38661
			6430		
			John Deere 4-Cyl. 276 Diesel		
			2013-2010		
			Serpentine Belt; W/A.C.	L155538	▲K080968HD
			Serpentine Belt; W/O A.C.	L153280	▲K080751HD
			Tensioner Assy.	AL156090	38661
			2009		
			Belt - Fan & Alt.	L153280	▲K080751HD
			Belt - Fan, Alt. & A.C.	L155538	▲K080968HD
			Tensioner Assy. - Fan	AL156090	38661
			6400		
			John Deere 4-Cyl. 276 Diesel		
			1997-1992		
			Belt - Fan & Alt.; W/Hyd. Tensioner; Ser. No. 125189 & Before	L111169	▲K060675HD
			Belt - Fan & Alt.; W/Hyd. Tensioner; Ser. No. 125190 & After	L111685	▲K080685HD
			Belt - Fan & Alt.; W/Mech. Tensioner .	L111169	▲K060675HD
			Belt - Fan, Alt. & A.C.; W/Hyd. Tensioner	L111170	▲K080876HD
			Belt - Fan, Alt. & A.C.; W/Mech. Tensioner	L110605	K080868HD
			Tensioner Assy.; W/Mech. Tensioner .	AL110621	38660
			6403		
			John Deere 4-Cyl. 276 Diesel		
			2008-2002		
			Belt - Fan & Alt.	R502599	K080644
			Belt - Fan, Alt. & A.C.	R500381	▲K080903HD
			6405 Advantage		
			John Deere 4045T Powertech Diesel		
			2002		
			Belt - Fan, Alt. & A.C.	L111600	▲K080968HD
			Belt - Fan & Alt.	L114489	▲K080760HD
			2001-1997		
			Belt - Fan, Alt. & A.C.	L111600	▲K080968HD

▲ Standard Belt May Also Be Available.
● Vulco-Flex® Coolant Hose.

☞< Cut to Fit.

Belts and Coolant Hose for Tractors

Agricultural Equipment

Application	Mfr. No.	Part No.	Application	Mfr. No.	Part No.
JOHN DEERE - Continued			JOHN DEERE - Continued		
6500L - Continued			7130		
John Deere 4-Cyl. 276 Diesel - Continued			John Deere 4-Cyl. 276 Diesel		
1996 - Continued			2013-2010		
Belt - Fan & Alt.; Ser. No. 159439 & After; W/Mech. Tensioner	L110599	♣K060660HD 38660	Serpentine Belt; W/A.C.	L111601	♣K080968HD
Tensioner Assy.; W/Mech. Tensioner .	AL110621		Serpentine Belt; W/O A.C.	L114488	♣K080751HD 38661
1994			John Deere 6-Cyl. 414 Diesel		
Belt - Fan & Alt.; Ser. No. 159438 & Before; W/Hyd. Tensioner	L110600	♣K080670HD	2013-2010		
Belt - Fan & Alt.; Ser. No. 159439 & After; W/Mech. Tensioner	L110599	♣K060660HD 38660	Serpentine Belt; W/A.C.	L111601	♣K080968HD
Tensioner Assy.; W/Mech. Tensioner .	AL110621		Serpentine Belt; W/O A.C.	L114488	♣K080751HD 38661
6510			2009-2008		
John Deere 4045T Powertech Diesel			John Deere 4-Cyl. 276 Diesel		
2001-1998			2011-2010		
Belt - Fan & Alt.	L114489	♣K080760HD	Serpentine Belt; W/A.C.	L111601	♣K080968HD
Belt - Fan, Alt. & A.C.	L111600	♣K080968HD	Serpentine Belt; W/O A.C.	L114488	♣K080751HD 38661
6520L			7130 Premium		
John Deere 4045T Powertech Diesel			John Deere 4-Cyl. 276 Diesel		
2008-2002			2011-2010		
Belt - Fan & Alt.	L111601	♣K080968HD	Serpentine Belt; W/A.C.	L111601	♣K080968HD
Belt - Fan, Alt. & A.C.	L114489	♣K080760HD	Serpentine Belt; W/O A.C.	L114488	♣K080751HD 38661
Tensioner Assy.	AL156090	38661	Tensioner Assy.	AL156090	
6603			John Deere 6-Cyl. 414 Diesel		
John Deere 6-Cyl. 414 Diesel			2010		
2008-2002			2009-2008		
Belt - Fan & A.C.	R505186	K080655	Serpentine Belt; W/A.C.	L111601	♣K080968HD
Belt - Fan, Alt. & A.C.	R135194	♣K080926HD	Serpentine Belt; W/O A.C.	L114488	♣K080751HD 38661
6605 Advantage			2009-2008		
John Deere 6068T Powertech Diesel			John Deere 6-Cyl. 359 Diesel		
2002			1996-1993		
Belt - Fan, Alt. & A.C.	L111600	♣K080968HD	Belt - Fan & Alt.; W/Cab	R118317	♣K080710HD
Belt - Fan & Alt.	L114488	♣K080751HD	Belt - Fan & Alt.; W/O Cab	R95917	K080644
2001-1997			Belt - Fan, Alt. & A.C.	R115614	♣K080903HD
Belt - Fan, Alt. & A.C.	L111600	♣K080968HD	Hose - Upper		●26511
Belt - Fan & Alt.	L114488	♣K080751HD	7200R		
Belt - Fan	L114488	♣K080751HD	John Deere 6-Cyl. 414 Diesel		
6615; 6715			2014-2011		
John Deere 6-Cyl. 414 Diesel			Serpentine Belt		
2008-2002			R310956		
Belt - Fan & A.C.	L155538	♣K080968HD	♣K080893HD		
Belt - Fan & Alt.	L114488	♣K080751HD	7210		
Belt - Fan, Alt. & A.C.	L111601	♣K080968HD	John Deere 6-Cyl. 414 Diesel		
Tensioner Assy.	AL156090	38661	2002-1996		
7020			John Deere 6-Cyl. 414 Diesel		
John Deere 6-Cyl. 404 Diesel			2002-1996		
1975-1971			John Deere 6-Cyl. 414 Diesel		
Belt - Fan & Alt.; W/A.C.; Ser. No. 335845 & Before	AR56638	②7612	2014-2011		
Belt - Fan & Alt.; W/O A.C.; Ser. No. 335845 & Before	AR51059	②♣9610HD	Serpentine Belt		
Belt - Fan & Alt.; Ser. No. 335846 & After; W/59 1/4" Belt O.C.		②♣9590HD	R310956		
Belt - Fan & Alt.; Ser. No. 335846 & After; W/63 1/4" Belt O.C.	AR57266	②♣9630HD	♣K080893HD		
Belt - A.C.	R46098	♣9415HD	7220		
Hose - Upper - Pipe To Rad.; Ser. No. 002699 & Before(2" I.D.)		24432	John Deere 6-Cyl. 414 Diesel		
Hose - Lower		≧20748	2008-2003		

♣ Standard Belt May Also Be Available.
≧ Cut to Fit.

② Two Required.
● Vulco-Flex® Coolant Hose.

Belts and Coolant Hose for Tractors

Application	Mfr. No.	Part No.	Application	Mfr. No.	Part No.
JOHN DEERE - Continued			JOHN DEERE - Continued		
7230			7420		
John Deere 6-Cyl. 414 Diesel			John Deere 6-Cyl. 414 Diesel		
2013-2011			2008-2003		
Serpentine Belt; W/O A.C.	L114488	▲K080751HD	Belt - Fan, Alt. & A.C.	L153285	▲K080968HD
Serpentine Belt; W/A.C.	L111600	▲K080968HD	Belt - Fan & Alt.	L153280	▲K080751HD
Tensioner Assy. - Serpentine	AL156090	38661	Tensioner Assy.	AL156090	38661
2010-2008			7430 Premium		
Serpentine Belt; W/A.C.	L111600	▲K080968HD	John Deere 6-Cyl. 414 Diesel		
Belt - Fan & Alt.	L114488	▲K080751HD	2011-2008		
Tensioner Assy. - Serpentine	AL156090	38661	Serpentine Belt	L169273	▲K080897HD
7230 Premium			Tensioner Assy. - Serpentine	AL156090	38661
John Deere 6-Cyl. 414 Diesel			7510		
2011-2008			John Deere 6-Cyl. 414 Diesel		
Serpentine Belt	L111600	▲K080968HD	2002-1999		
Tensioner Assy. - Serpentine	AL156090	38661	Belt - Fan & Alt.; W/O Cab	R135438	▲K080638HD
7260R; 7280R			Belt - Fan & Alt.; W/Cab	R131435	▲K080855HD
John Deere 6-Cyl. 549 Diesel			Tensioner Assy. - Fan & Alt.	RE52490	38507
2013-2011			7520		
Serpentine Belt	R310958	▲K080872HD	John Deere 6-Cyl. 414 Diesel		
7320			2008-2003		
John Deere 6-Cyl. 414 Diesel			Belt - Fan, Alt. & A.C.	L153285	▲K080968HD
2008-2003			Belt - Fan & Alt.	L153280	▲K080751HD
Belt - Fan & Alt.	L114488	▲K080751HD	Tensioner Assy.	AL156090	38661
Belt - Fan, Alt. & A.C.	L111600	▲K080968HD	John Deere 6-Cyl. 531 Diesel		
Tensioner Assy.	AL156090	38661	1975-1972		
7330			Belt - Fan; W/61 5/8" Belt O.C.	AR56638	②7612
John Deere 6-Cyl. 414 Diesel			Belt - Fan; W/67 1/8" Belt O.C.	AR46970	②7665
2013-2008			Belt - Fan & Alt.	AR53099	②▲9650HD
Serpentine Belt; W/O A.C.	L153280	▲K080751HD	Belt - A.C.	R49422	▲9430HD
Serpentine Belt; W/A.C.	L155538	▲K080968HD	7530		
Tensioner Assy. - Serpentine	AL156090	38661	John Deere 6-Cyl. 414 Diesel		
7330 Premium			2011		
John Deere 6-Cyl. 414 Diesel			Serpentine Belt	L169273	▲K080897HD
2012			Tensioner Assy. - Serpentine	AL156090	38661
Serpentine Belt; W/O A.C.	L155538	▲K080968HD	7530 Premium		
Serpentine Belt; W/A.C.	L169273	▲K080897HD	John Deere 6-Cyl. 414 Diesel		
Tensioner Assy. - Serpentine	AL156090	38661	2011-2010		
2010-2008			Serpentine Belt	L169273	▲K080897HD
Serpentine Belt; W/O A.C.	L155538	▲K080968HD	Tensioner Assy. - Serpentine	AL156090	38661
Serpentine Belt; W/A.C.	L169273	▲K080897HD	7600		
Tensioner Assy. - Serpentine	AL156090	38661	John Deere 6-Cyl. 414 Diesel		
7400 Tractor			1996-1992		
John Deere 6-Cyl. 414 Diesel			Belt - Fan & Alt.; W/Air Brake Compr. .	R115936	▲K080897HD
1996-1994			Belt - Fan & Alt.; W/O Air Brake		K080644
Belt - Fan & Alt.	R118317	▲K080710HD	Compr.	R95917	
Belt - Fan, Alt. & A.C.	R115614	▲K080903HD	Belt - Fan, Alt. & A.C.; W/Air Brake		▲K081020HD
Tensioner Assy.	RE52490	38507	Compr.	R115935	
Hose - Upper		●26511	Belt - Fan, Alt. & A.C.; W/O Air Brake		▲K080903HD
7405 Advantage			Compr.	R95924	38507
John Deere 6-Cyl. 414 Diesel			Tensioner Assy. - Fan, Alt. & A.C.	RE68715	36091
2002-1998			Tensioner Pulley - Fan, Alt. & A.C.	RE68715	
Belt - Fan & Alt.	R123453	▲K080638HD	7610		
7410			John Deere 6-Cyl. 414 Diesel		
John Deere 6-Cyl. 414 Diesel			2002-1996		
2002-1997			Belt - Fan, Alt. & A.C.	R115614	▲K080903HD
Belt - Fan & Alt.; W/O Cab	R135438	▲K080638HD	Belt - Fan & Alt.; W/O A.C.	R123460	▲K080660HD
Belt - Fan & Alt.; W/Cab	R131435	▲K080855HD	Tensioner Assy. - Fan, Alt. & A.C.	RE52490	38507
Tensioner Assy. - Fan & Alt.	RE52490	38507			

▲ Standard Belt May Also Be Available.
 ② Two Required.

● Vulco-Flex® Coolant Hose.

Belts and Coolant Hose for Tractors

Application	Mfr. No.	Part No.	Application	Mfr. No.	Part No.
JOHN DEERE - Continued			JOHN DEERE - Continued		
7630			7830		
John Deere 6-Cyl. 414 Diesel			John Deere 6-Cyl. 414 Diesel		
2011-2009			2011		
Belt - Fan; W/Viscous Fan Clutch	R245222	♣K080986HD	Belt - Fan; W/O Viscous Fan	R267275	♣K081000HD
Belt - Fan; W/O Viscous Fan Clutch ..	R267275	♣K081000HD	Belt - Fan; W/Viscous Fan	R245223	K080981
Tensioner Assy. - Fan; W/Viscous Fan	RE232242	38507	Tensioner Assy. - Fan; W/Viscous Fan	RE232242	38507
Tensioner Assy. - Fan; W/O Viscous Fan	RE232242	38507	Tensioner Assy. - Fan; W/O Viscous Fan	RE232242	38507
2008-2007			2010-2009		
Belt - Fan; W/Viscous Fan Clutch	R245222	♣K080986HD	Belt - Fan; W/O Viscous Fan	R267275	♣K081000HD
Belt - Fan; W/O Viscous Fan Clutch ..	R267275	♣K081000HD	Belt - Fan; W/Viscous Fan	R245223	K080981
Tensioner Assy.	RE232242	38507	Tensioner Assy. - Fan; W/O Viscous Fan	RE232242	38507
7700			2008-2007		
John Deere 6-Cyl. 466 Diesel			John Deere 6-Cyl. 414 Diesel		
1996-1993			2011-2009		
Belt - Fan & Alt.	R106122	♣K080653HD	Belt - Fan; W/O Viscous Fan	R265241	K080994HD
Belt - Fan, Alt. & A.C.	R106120	♣K080751HD	Tensioner Assy. - Fan; W/Viscous Fan	RE232242	38507
Tensioner Assy. - Fan, Alt. & A.C.	RE68715	38507	Tensioner Assy. - Fan; W/O Viscous Fan	RE232242	38507
Tensioner Pulley - Fan, Alt. & A.C.	RE68715	36091	2008-2007		
7710			7920		
John Deere 6-Cyl. 8.1 L Diesel			John Deere 6-Cyl. 8.1 L Diesel		
2003-1996			2006-2004		
Belt - Fan & Alt.; W/O Cab	R123459	♣K080660HD	Belt - Fan, Alt. & A.C.	R202629	K081065HD
Belt - Fan & Alt.; W/Cab	R133518	♣K080790HD	Hose - Upper - Eng. To Pipe		●26514
Tensioner Assy. - Fan & Alt.	RE68715	38507	7930		
Tensioner Pulley - Fan, Alt. & A.C.	RE68715	36091	John Deere 6-Cyl. 414 Diesel		
7720 Tractor			2011-2009		
John Deere 6-Cyl. 414 Diesel			John Deere 6-Cyl. 414 Diesel		
2006-2004			2011-2009		
Belt - Fan, Alt. & A.C.	R202628	♣K080986HD	Belt - Fan; W/O Viscous Fan	R265241	K080994HD
Hose - Upper - Eng. To Pipe		●26514	Tensioner Assy. - Fan; W/Viscous Fan	RE232242	38507
7730			2008-2007		
John Deere 6-Cyl. 414 Diesel			2011-2009		
2011-2009			2011-2009		
Belt - Fan; W/Viscous Fan Clutch	R245222	♣K080986HD	Belt - Fan; W/O Viscous Fan	AR29285R	②♣9420HD
Belt - Fan; W/O Viscous Fan Clutch ..	R267275	♣K081000HD	Belt - Gen.	R29474R	♣9360HD
Tensioner Assy. - Fan; W/Viscous Fan	RE232242	38507	Hose - Upper		⊖20420
Tensioner Assy. - Fan; W/O Viscous Fan	RE232242	38507			or ●26508
2008-2007			2011-2009		
Belt - Fan; W/Viscous Fan Clutch	R245222	♣K080986HD	Hose - Lower		20744
Belt - Fan; W/O Viscous Fan Clutch ..	R267275	♣K081000HD	8020		
Tensioner Assy.	RE232242	38507	GM 6-Cyl. 426 Diesel		
7800			1964-1961		
John Deere 6-Cyl. 466 Diesel			1964-1961		
1996-1992			1964-1961		
Belt - Fan & Alt.	R106122	♣K080653HD	Belt - Fan	AR29285R	②♣9420HD
Belt - Fan, Alt. & A.C.	R106120	♣K080751HD	Belt - Gen.	R29474R	♣9360HD
Tensioner Assy. - Fan, Alt. & A.C.	RE68715	38507	Hose - Upper		⊖20420
Tensioner Pulley - Fan, Alt. & A.C.	RE68715	36091			or ●26508
7810			2011-2009		
John Deere 6-Cyl. 8.1 L Diesel			2011-2009		
2003-1996			2011-2009		
Belt - Fan	R128210	K081065HD	Belt - Alt. & A.C.; W/Air Brake Compr.	R124786	♣K080760HD
7820			2008-2007		
John Deere 6-Cyl. 8.1 L Diesel			2011-2009		
2006-2004			2011-2009		
Belt - Fan, Alt. & A.C.	R181918	♣K081074HD	Belt - Alt. & A.C.; W/O Air Brake Compr.	R124785	♣K080496HD
Hose - Upper - Eng. To Pipe		●26514	Belt - Fan	R131213	K140279HD
7830			2008-2007		
John Deere 6-Cyl. 466 Diesel			2011-2009		
1996-1995			2011-2009		
Belt - Alt. & A.C.; W/Air Brake Compr.	R124786	♣K080760HD	Belt - Alt. & A.C.; W/O Air Brake Compr.	R124785	♣K080496HD
Belt - Alt. & A.C.; W/O Air Brake Compr.	R124785	♣K080496HD	Belt - Fan	R131213	K140279HD
Tensioner Assy. - Fan	RE69083	38621	Tensioner Assy. - Fan	RE69083	38621
7840			2008-2007		
John Deere 6-Cyl. 8.1 L Diesel			2011-2009		
2006-2004			2011-2009		
Belt - Fan, Alt. & A.C.	R181918	♣K081074HD	Belt - Alt. & A.C.; W/Air Brake Compr.	R124786	♣K080760HD
Hose - Upper - Eng. To Pipe		●26514	Belt - Alt. & A.C.; W/O Air Brake Compr.	R124785	♣K080496HD
7850			2008-2007		
John Deere 6-Cyl. 8.1 L Diesel			2011-2009		
2006-2004			2011-2009		
Belt - Fan, Alt. & A.C.	R181918	♣K081074HD	Belt - Alt. & A.C.; W/Air Brake Compr.	R124786	♣K080760HD
Hose - Upper - Eng. To Pipe		●26514	Belt - Alt. & A.C.; W/O Air Brake Compr.	R124785	♣K080496HD
7860			2008-2007		
John Deere 6-Cyl. 8.1 L Diesel			2011-2009		
2006-2004			2011-2009		
Belt - Fan, Alt. & A.C.	R181918	♣K081074HD	Belt - Alt. & A.C.; W/Air Brake Compr.	R124786	♣K080760HD
Hose - Upper - Eng. To Pipe		●26514	Belt - Alt. & A.C.; W/O Air Brake Compr.	R124785	♣K080496HD

♣ Standard Belt May Also Be Available.
② Two Required.

● Vulco-Flex® Coolant Hose.
⊖ Cut to Fit.

Belts and Coolant Hose for Tractors

Application	Mfr. No.	Part No.	Application	Mfr. No.	Part No.
JOHN DEERE - Continued			JOHN DEERE - Continued		
8100T			8200T		
John Deere 6-Cyl. 8.1 L Diesel			John Deere 6-Cyl. 8.1 L Diesel		
1999-1997			1999-1997		
Belt - Alt. & A.C.; W/Air Brake Compr.	R124786	♣K080760HD	Belt - Alt. & A.C.; W/Air Brake Compr.	R124786	♣K080760HD
Belt - Alt. & A.C.; W/O Air Brake			Belt - Alt. & A.C.; W/O Air Brake		
Compr.	R124785	♣K080496HD	Compr.	R124785	♣K080496HD
Belt - Fan	R131213	K140279HD	Belt - Fan	R131213	K140279HD
Tensioner Assy. - Fan	RE69083	38621	Tensioner Assy. - Fan	RE69083	38621
8110			8210		
John Deere 6-Cyl. 8.1 L Diesel			John Deere 6-Cyl. 8.1 L Diesel		
2001-1999			2001-2000		
Belt - Fan	R131213	K140279HD	Belt - Fan	R131213	K140279HD
Belt - Air Brake Compr.	R157688	♣K080760HD	Belt - Air Brake Compr.	R157688	♣K080760HD
Tensioner Assy. - Fan	RE69083	38621	Tensioner Assy. - Fan	RE69083	38621
8110T			8210T		
John Deere 6-Cyl. 8.1 L Diesel			John Deere 6-Cyl. 8.1 L Diesel		
2001-1999			2001-2000		
Belt - Fan	R131213	K140279HD	Belt - Fan	R131213	K140279HD
Tensioner Assy. - Fan	RE69083	38621	Tensioner Assy. - Fan	RE69083	38621
8120			8220		
John Deere 6-Cyl. 8.1 L Diesel			John Deere 6-Cyl. 8.1 L Diesel		
2005			2005-2004		
Belt - Fan	R164820	K080468HD	Belt - Alt. & A.C.; W/Air Brake Compr.	R228566	♣K080855HD
Belt - Alt. & A.C.; W/Air Brake Compr.	R228566	♣K080855HD	Belt - Alt. & A.C.; W/O Air Brake		
Belt - Alt. & A.C.; W/O Air Brake			Compr.	R228118	♣K080710HD
Compr.; Ser. No. 023919 & After .	R228118	♣K080710HD	Tensioner Pulley - Alt. & A.C.	RE184034	36091
Tensioner Pulley - Alt. & A.C.	RE184034	36091	2003-2002		
2004			Belt - Alt. & A.C.; W/Air Brake Compr.		
Belt - Fan	R164820	K080468HD	Belt - Alt. & A.C.; W/O Air Brake		
Belt - Alt. & A.C.; W/Air Brake Compr.	R228566	♣K080855HD	Compr.	R228118	♣K080710HD
Belt - Alt. & A.C.; W/O Air Brake			Tensioner Pulley - Alt. & A.C.	RE184034	36091
Compr.	R228118	♣K080710HD	8220T		
Tensioner Pulley - Alt. & A.C.	RE184034	36091	John Deere 6-Cyl. 8.1 L Diesel		
2003-2002			2005-2002		
Belt - Fan	R164820	K080468HD	Belt - Fan	R164820	K080468HD
Belt - Alt. & A.C.; W/Air Brake Compr.	R228566	♣K080855HD	Belt - Alt. & A.C.; W/Air Brake Compr.	R228566	♣K080855HD
Belt - Alt. & A.C.; W/O Air Brake			Belt - Alt. & A.C.; W/O Air Brake		
Compr.	R228118	♣K080710HD	Compr.	R228118	♣K080710HD
Tensioner Pulley	RE184034	36091	8225R		
8120T			John Deere 6-Cyl. 9.0 L Diesel		
John Deere 6-Cyl. 8.1 L Diesel			2010		
2005-2002			Serpentine Belt; W/Air Brake Compr. .		
Belt - Fan	R164820	K080468HD	Serpentine Belt; W/O Air Brake Compr.	R210808	♣K080830HD
Belt - Alt. & A.C.; W/Air Brake Compr.	R228566	♣K080855HD	Tensioner Assy. - Serpentine	R211183	♣K080510HD
Belt - Alt. & A.C.; W/O Air Brake				RE243199	38613
Compr.	R228118	♣K080710HD	8230; 8230T		
8130			John Deere 6-Cyl. 9.0 L Diesel		
John Deere 6-Cyl. 9.0 L Diesel			2009-2008		
2009-2008			Serpentine Belt; W/Air Brake Compr. .		
Serpentine Belt; W/Air Brake Compr. .	R210808	♣K080830HD	Serpentine Belt; W/O Air Brake Compr.	R211183	♣K080510HD
Serpentine Belt; W/O Air Brake Compr.	R211183	♣K080510HD	Tensioner Assy. - Serpentine	RE243199	38613
Tensioner Assy. - Serpentine	RE243199	38613	2007		
8200			Belt - Alt. & A.C.; W/Air Brake Compr.		
John Deere 6-Cyl. 8.1 L Diesel			Belt - Alt. & A.C.; W/O Air Brake		
1999-1995			Compr.		
Belt - Alt. & A.C.; W/Air Brake Compr.	R124786	♣K080760HD	Tensioner Assy. - Alt. & A.C.	R211183	♣K080510HD
Belt - Alt. & A.C.; W/O Air Brake				RE243199	38613
Compr.	R124785	♣K080496HD	John Deere 6-Cyl. 548 Diesel		
Belt - Fan	R131213	K140279HD	2006		
Tensioner Assy. - Fan	RE69083	38621	Belt - Alt. & A.C.; W/Air Brake Compr.		
			Belt - Alt. & A.C.; W/O Air Brake		
			Compr.		
			Tensioner Assy. - Alt. & A.C.		

♣ Standard Belt May Also Be Available.

Agricultural Equipment

Belts and Coolant Hose for Tractors

Application	Mfr. No.	Part No.	Application	Mfr. No.	Part No.
JOHN DEERE - Continued			JOHN DEERE - Continued		
8235R			8300 - Continued		
John Deere 6-Cyl. 9.0 L Diesel			John Deere 6-Cyl. 8.1 L Diesel - Continued		
2014-2011			1999-1997 - Continued		
Serpentine Belt; W/O Air Brake Compr. R211183		♣K080510HD	Belt - Alt. & A.C.; W/O Air Brake		
Serpentine Belt; W/Air Brake Compr. . R210808		♣K080830HD	Compr. R124785		♣K080496HD
8245R			Belt - Fan R131213		K140279HD
John Deere 6-Cyl. 9.0 L Diesel			Tensioner Assy. - Fan RE69083		38621
2014			8300T		
Tensioner Assy.; W/O Air Brake			John Deere 6-Cyl. 8.1 L Diesel		
Compr. RE232242		38507	1999-1997		
2010			Belt - Alt. & A.C.; W/Air Brake Compr. R124786		♣K080760HD
Serpentine Belt; W/Air Brake Compr. . R210808		♣K080830HD	Belt - Alt. & A.C.; W/O Air Brake		
Serpentine Belt; W/O Air Brake Compr. R211183		♣K080510HD	Compr. R124785		♣K080496HD
Tensioner Assy. - Serpentine RE243199		38613	Belt - Fan R131213		K140279HD
8260R			Tensioner Assy. - Fan RE69083		38621
John Deere 6-Cyl. 9.0 L Diesel			8310		
2014-2011			John Deere 6-Cyl. 8.1 L Diesel		
Serpentine Belt; W/O Air Brake Compr. R211183		♣K080510HD	2001-1999		
Serpentine Belt; W/Air Brake Compr. . R210808		♣K080830HD	Belt - Fan R131213		K140279HD
8270R			Belt - Air Brake Compr. R157688		♣K080760HD
John Deere 6-Cyl. 9.0 L Diesel			Tensioner Assy. - Fan RE69083		38621
2014			8310R; 8310RT		
Tensioner Assy.; W/O Air Brake			John Deere 6-Cyl. 9.0 L Diesel		
Compr. RE232242		38507	2014-2011		
2010			Serpentine Belt; W/O Air Brake Compr. R211183		♣K080510HD
Serpentine Belt; W/Air Brake Compr. . R210808		♣K080830HD	Serpentine Belt; W/Air Brake Compr. . R210808		♣K080830HD
Serpentine Belt; W/O Air Brake Compr. R211183		♣K080510HD	8310T		
Tensioner Assy. - Serpentine RE243199		38613	John Deere 6-Cyl. 8.1 L Diesel		
8285R			2001-2000		
John Deere 6-Cyl. 9.0 L Diesel			Belt - Fan R131213		K140279HD
2014-2011			Tensioner Assy. - Fan RE69083		38621
Serpentine Belt; W/O Air Brake Compr. R211183		♣K080510HD	8320		
Serpentine Belt; W/Air Brake Compr. . R210808		♣K080830HD	John Deere 6-Cyl. 8.1 L Diesel		
8295R			2005-2003		
John Deere 6-Cyl. 9.0 L Diesel			Belt - Alt. & A.C.; W/Air Brake Compr. R228566		♣K080855HD
2014			Belt - Alt. & A.C.; W/O Air Brake		
Tensioner Assy.; W/O Air Brake			Compr. R228118		♣K080710HD
Compr. RE232242		38507	Tensioner Pulley - Alt. & A.C. RE184034		36091
2010			2002		
Serpentine Belt; W/Air Brake Compr. . R210808		♣K080830HD	Belt - Fan R164820		K080468HD
Serpentine Belt; W/O Air Brake Compr. R211183		♣K080510HD	Belt - Alt. & A.C.; W/Air Brake Compr. R228566		♣K080855HD
Tensioner Assy. - Serpentine RE243199		38613	Belt - Alt. & A.C.; W/O Air Brake		
8295RT			Compr. R228118		♣K080710HD
John Deere 6-Cyl. 9.0 L Diesel			Tensioner Pulley RE184034		36091
2010			8320R; 8320RT		
Serpentine Belt; W/Air Brake Compr. . R210808		♣K080830HD	John Deere 6-Cyl. 9.0 L Diesel		
Serpentine Belt; W/O Air Brake Compr. R211183		♣K080510HD	2014		
Tensioner Assy. - Serpentine RE243199		38613	Tensioner Assy.; W/O Air Brake		
8300			Compr. RE232242		38507
John Deere 6-Cyl. 466 Diesel			2010		
1996-1995			Serpentine Belt; W/Air Brake Compr. . R210808		♣K080830HD
Belt - Alt. & A.C.; W/Air Brake Compr. R124786		♣K080760HD	Serpentine Belt; W/O Air Brake Compr. R211183		♣K080510HD
Belt - Alt. & A.C.; W/O Air Brake			Tensioner Assy. - Serpentine RE243199		38613
Compr. R124785		♣K080496HD	8320T		
Belt - Fan R131213		K140279HD	John Deere 6-Cyl. 8.1 L Diesel		
Tensioner Assy. - Fan RE69083		38621	2005-2002		
John Deere 6-Cyl. 8.1 L Diesel			Belt - Fan R164820		K080468HD
1999-1997			Belt - Alt. & A.C.; W/Air Brake Compr. R228566		♣K080855HD
Belt - Alt. & A.C.; W/Air Brake Compr. R124786		♣K080760HD	Belt - Alt. & A.C.; W/O Air Brake		
			Compr. R228118		♣K080710HD

♣ Standard Belt May Also Be Available.

Belts and Coolant Hose for Tractors

Application	Mfr. No.	Part No.	Application	Mfr. No.	Part No.
JOHN DEERE - Continued			JOHN DEERE - Continued		
8330; 8330T			8410		
John Deere 6-Cyl. 9.0 L Diesel			John Deere 6-Cyl. 8.1 L Diesel		
2009-2008			2001-2000		
Serpentine Belt; W/Air Brake Compr. .	R210808	♣K080830HD	Belt - Fan	R131213	K140279HD
Serpentine Belt; W/O Air Brake Compr. .	R211183	♣K080510HD	Belt - Air Brake Compr.	R157688	♣K080760HD
Tensioner Assy. - Serpentine	RE243199	38613	Tensioner Assy. - Fan	RE69083	38621
8335R			8410T		
John Deere 6-Cyl. 9.0 L Diesel			John Deere 6-Cyl. 8.1 L Diesel		
2014-2012			2001-2000		
Tensioner Assy.; W/O Air Brake			Belt - Fan	R131213	K140279HD
Compr.	RE232242	38507	Tensioner Assy. - Fan	RE69083	38621
2011			8420		
Serpentine Belt; W/O Air Brake Compr. .	R211183	♣K080510HD	John Deere 6-Cyl. 8.1 L Diesel		
Serpentine Belt; W/Air Brake Compr. .	R210808	♣K080830HD	2005-2004		
Tensioner Assy.; W/O Air Brake			Belt - Fan	R164820	K080468HD
Compr.	RE232242	38507	Belt - Alt. & A.C.; W/Air Brake Compr. .	R228566	♣K080855HD
8335RT			Belt - Alt. & A.C.; W/O Air Brake		
John Deere 6-Cyl. 9.0 L Diesel			Compr.	R228118	♣K080710HD
2014-2011			Tensioner Pulley - Alt. & A.C.	RE184034	36091
Serpentine Belt; W/O Air Brake Compr. .	R211183	♣K080510HD	2003-2002		
Serpentine Belt; W/Air Brake Compr. .	R210808	♣K080830HD	Belt - Fan	R164820	K080468HD
8345R; 8345RT			Belt - Alt. & A.C.; W/Air Brake Compr. .	R228566	♣K080855HD
John Deere 6-Cyl. 9.0 L Diesel			Belt - Alt. & A.C.; W/O Air Brake		
2014			Compr.	R228118	♣K080710HD
Tensioner Assy.; W/O Air Brake			Tensioner Pulley	RE184034	36091
Compr.	RE232242	38507	8420T		
2010			John Deere 6-Cyl. 8.1 L Diesel		
Serpentine Belt; W/Air Brake Compr. .	R210808	♣K080830HD	2005-2002		
Serpentine Belt; W/O Air Brake Compr. .	R211183	♣K080510HD	Belt - Fan	R164820	K080468HD
Tensioner Assy. - Serpentine	RE243199	38613	Belt - Alt. & A.C.; W/Air Brake Compr. .	R228566	♣K080855HD
8360R; 8360RT			Belt - Alt. & A.C.; W/O Air Brake		
John Deere 6-Cyl. 9.0 L Diesel			Compr.	R228118	♣K080710HD
2014-2011			8430		
Serpentine Belt; W/O Air Brake Compr. .	R211183	♣K080510HD	John Deere 6-Cyl. 466 Diesel		
Serpentine Belt; W/Air Brake Compr. .	R210808	♣K080830HD	1978		
8370R; 8370RT			Belt - Fan & Alt.; W/66 1/8" Belt O.C. .	AR70663	②TR22657
John Deere 6-Cyl. 9.0 L Diesel			Belt - Fan & Alt.; W/66 3/8" Belt O.C. .	AR74662	②♣9660HD
2014			Belt - A.C.	R46098	♣9415HD
Tensioner Assy.; W/O Air Brake			Belt - Air Brake Compr.	R210808	♣K080830HD
Compr.	RE232242	38507	Tensioner Assy. - Air Brake Compr.	RE243199	38613
8400			Hose - Upper - Pipe To Rad.; (2 1/4" I.D.)		24236
John Deere 6-Cyl. 8.1 L Diesel			Hose - Lower - Eng. To Pipe		20564
1999-1995			Hose - By Pass - Front		♣20802
Belt - Alt. & A.C.; W/O Air Brake			Hose - By Pass - Rear; (7/8" I.D.)		28443
Compr.	R124785	♣K080496HD	1977-1975		
Belt - Alt. & A.C.; W/Air Brake Compr. .	R124786	♣K080760HD	Belt - Fan & Alt.; W/66 1/8" Belt O.C. .	AR70663	②TR22657
Belt - Fan	R131213	K140279HD	Belt - Fan & Alt.; W/66 3/8" Belt O.C. .	AR74662	②♣9660HD
Tensioner Assy. - Fan	RE69083	38621	Belt - A.C.	R46098	♣9415HD
8400T			Hose - Upper - Pipe To Rad.; (2 1/4" I.D.)		24236
John Deere 6-Cyl. 8.1 L Diesel			Hose - Lower - Eng. To Pipe		20564
1999-1997			Hose - By Pass - Front		♣20802
Belt - Alt. & A.C.; W/Air Brake Compr. .	R124786	♣K080760HD	Hose - By Pass - Rear; (7/8" I.D.)		28443
Belt - Alt. & A.C.; W/O Air Brake			John Deere 6-Cyl. 9.0 L Diesel		
Compr.	R124785	♣K080496HD	2009-2008		
Belt - Fan	R131213	K140279HD	Serpentine Belt; W/Air Brake Compr. .	R210808	♣K080830HD
Tensioner Assy. - Fan	RE69083	38621	Serpentine Belt; W/O Air Brake Compr. .	R211183	♣K080510HD
8430T			Tensioner Assy. - Serpentine	RE243199	38613
John Deere 6-Cyl. 9.0 L Diesel			2009-2008		
2009-2008			Serpentine Belt; W/Air Brake Compr. .	R210808	♣K080830HD
Serpentine Belt; W/Air Brake Compr. .	R210808	♣K080830HD	Serpentine Belt; W/O Air Brake Compr. .	R211183	♣K080510HD
Serpentine Belt; W/O Air Brake Compr. .	R211183	♣K080510HD	Tensioner Assy. - Serpentine	RE243199	38613
Tensioner Assy. - Serpentine	RE243199	38613	8430T		
8430T			John Deere 6-Cyl. 9.0 L Diesel		
2009-2008			2009-2008		
Serpentine Belt; W/Air Brake Compr. .	R210808	♣K080830HD	Serpentine Belt; W/Air Brake Compr. .	R210808	♣K080830HD
Serpentine Belt; W/O Air Brake Compr. .	R211183	♣K080510HD	Serpentine Belt; W/O Air Brake Compr. .	R211183	♣K080510HD
Tensioner Assy. - Serpentine	RE243199	38613	Tensioner Assy. - Serpentine	RE243199	38613

♣ Standard Belt May Also Be Available.
 Ⓢ< Cut to Fit.

② Two Required.

Belts and Coolant Hose for Tractors

Application	Mfr. No.	Part No.	Application	Mfr. No.	Part No.
JOHN DEERE - Continued			JOHN DEERE - Continued		
8440			8640		
John Deere 6-Cyl. 466 Diesel			John Deere 6-Cyl. 619 Diesel		
1982-1979			1982-1979		
Belt - Fan & Alt.	AR74662	②▲9660HD	Belt - Fan & Alt.	AR87671	②▲9700HD
Belt - A.C.	R71603	▲9415HD	Belt - A.C.	R71603	▲9415HD
Hose - Upper - Eng. To Pipe		≧20369	Hose - Upper - Eng. To Pipe		≧20172
Hose - Upper - Pipe To Rad.; (2 1/4" I.D.)		24236	Hose - Upper - Pipe To Rad.; (2 1/4" I.D.)		24236
Hose - Lower - Eng. To Pipe; (2 3/8" I.D.)		24438			
8450			8650		
John Deere 6-Cyl. 466 Diesel			John Deere 6-Cyl. 619 Diesel		
1988-1982			1988-1982		
Belt - Fan	AR57266	②▲9630HD	Belt - Fan; W/67 1/4" Belt O.C.		③▲9670HD
Belt - Alt.	R71603	▲9415HD	Belt - Fan; W/68 1/4" Belt O.C.		③▲9680HD
Belt - A.C.	R73189	▲9430HD	Belt - Alt.; W/110A. Alt.	R76835	▲9412HD
Hose - Upper; (2 1/2" I.D.)		24240	Belt - A.C.	R73189	▲9430HD
Hose - Lower; (2 3/4" I.D.)		24444	Hose - Lower - Eng. To Pipe		≧21135
			Hose - Lower - Pipe To Rad.; (2 1/2" I.D.)		24240
			Hose - Lower - Pipe To Rad.		●26529
8520			8760		
John Deere 6-Cyl. 8.1 L Diesel			John Deere 6-Cyl. 619 Diesel		
2005-2004			1993-1989		
Belt - Fan	R164820	K080468HD	Belt - Fan	RE37311	②TR24562
Belt - Alt. & A.C.; W/Air Brake Compr.	R228566	▲K080855HD	Belt - W.P.	RE37851	②▲9680HD
Belt - Alt. & A.C.; W/O Air Brake			Belt - A.C.	R73189	▲9430HD
Compr.	R228118	▲K080710HD	Hose - Upper; (2" I.D.)		②24232
Tensioner Pulley - Alt. & A.C.	RE184034	36091	Hose - Lower - Eng. To Pipe		●25484
			Hose - Lower - Pipe To Rad.; (2 3/4" I.D.)		24444
2003-2002			8770		
Belt - Fan	R164820	K080468HD	John Deere 6-Cyl. 619 Diesel		
Belt - Alt. & A.C.; W/Air Brake Compr.	R228566	▲K080855HD	1996		
Belt - Alt. & A.C.; W/O Air Brake			Belt - Alt.	RE37851	②▲9680HD
Compr.	R228118	▲K080710HD	Belt - A.C.	R116308	▲9405HD
Tensioner Pulley	RE184034	36091	1995-1993		
			Belt - W.P. & Alt.		
			RE37851		
			②▲9680HD		
8520T			8850		
John Deere 6-Cyl. 8.1 L Diesel			John Deere V-8 955 Diesel		
2005-2002			1988-1982		
Belt - Fan	R164820	K080468HD	Belt - Alt.	R77252	▲9380HD
Belt - Alt. & A.C.; W/Air Brake Compr.	R228566	▲K080855HD	Belt - A.C.	R69393	▲9560HD
Belt - Alt. & A.C.; W/O Air Brake			Hose - Upper - Eng. To Pipe; (2 1/8" I.D.)		②24234
Compr.	R228118	▲K080710HD	Hose - Upper - Pipe To Rad.; (2 1/8" I.D.)		24434
8530			8870		
John Deere 6-Cyl. 9.0 L Diesel			John Deere 6-Cyl. 619 Diesel		
2009-2008			1996-1993		
Serpentine Belt; W/Air Brake Compr. .	R210808	▲K080830HD	Belt - W.P. & Alt.		
Serpentine Belt; W/O Air Brake Compr.	R211183	▲K080510HD	RE37851		
Tensioner Assy. - Serpentine	RE243199	38613	②▲9680HD		
8560			8960		
John Deere 6-Cyl. 466 Diesel			Cummins 6-Cyl. 855 Diesel		
1993-1989			1993-1989		
Belt - Fan & Alt.	AT58166	②▲9610HD	Belt - W.P.	217638	▲K060435HD
Belt - A.C.	R73189	▲9430HD	Belt - A.C.	R73189	▲9430HD
8630			1993-1989		
John Deere 6-Cyl. 619 Diesel			1993-1989		
1978-1975			1993-1989		
Belt - Fan & Alt.	AR70413	②▲9670HD	Belt - W.P.	217638	▲K060435HD
Belt - A.C.	R49422	▲9430HD	Belt - A.C.	R73189	▲9430HD
Hose - Upper - Eng. To Pipe		20530	Hose - Upper - Pipe To Rad.; (2 1/2" I.D.)		24240
Hose - Upper - Pipe To Rad.; W/2 1/2" I.D. Hose(2 1/2" I.D.)		24240	Hose - Lower - Eng. To Pipe; (2 1/2" I.D.)		24440
Hose - Upper - Pipe To Rad.; W/2 1/4" I.D. Hose(2 1/4" I.D.)		24436			
Hose - Lower - Eng. To Pipe; (2 3/4" I.D.)		24444			
Hose - Lower - Pipe To Rad.; (2 3/4" I.D.)		24444			
Hose - By Pass - Front; (1" I.D.)		24216			
Hose - By Pass - Rear		≧20267			
8910			9100		
John Deere 6-Cyl. 8.1 L Diesel			John Deere 6-Cyl. 8.1 L Diesel		
2001-1996			2001-1996		
Belt - Fan & Alt.	R135597	▲K080733HD	Belt - Fan & Alt.	R135597	▲K080733HD
Tensioner Assy. - Fan & Alt.	RE68715	38507	Tensioner Assy. - Fan & Alt.	RE68715	38507
Tensioner Pulley - Fan & Alt.	RE505264	36091	Tensioner Pulley - Fan & Alt.	RE505264	36091

② Two Required.

≧ Cut to Fit.

● Vulco-Flex® Coolant Hose.

▲ Standard Belt May Also Be Available.

③ Three Required.

Belts and Coolant Hose for Tractors

Application	Mfr. No.	Part No.	Application	Mfr. No.	Part No.
JOHN DEERE - Continued			JOHN DEERE - Continued		
9120			9320T		
John Deere 6-Cyl. 8.1 L Diesel			John Deere 6-Cyl. 12.5 L Diesel		
2008-2002			2008-2002		
Belt - Fan	R175712	♣K080738HD	Belt - Fan	R131083	♣K120594HD
			Belt - Alt. & A.C.	R199163	♣K080745HD
			Tensioner Assy. - Fan	RE249801	38530
9200			9330		
John Deere 6-Cyl. 10.5 L Diesel			John Deere 6-Cyl. 13.5 L Diesel		
2001-1997			2011		
Belt - Fan; W/60 1/2" Belt O.C.	R131083	♣K120594HD	Belt - Accessory Drive	R241746	K080994HD
Tensioner Assy. - Alt. & A.C.	RE70535	38507	Tensioner Assy. - Accessory Drive	RE243154	38630
Tensioner Assy. - Fan	RE64442	38530			
Tensioner Pulley - Alt. & A.C.	RE70535	36091	2010		
			Belt - Accessory Drive	R241746	K080994HD
1996			Tensioner Assy.	RE243154	38630
Belt - Fan; W/60 1/2" Belt O.C.	R131083	♣K120594HD			
Tensioner Assy. - Alt. & A.C.	RE70535	38507	2009		
Tensioner Assy. - Fan	RE64442	38530	Serpentine Belt	R241746	K080994HD
Tensioner Pulley - Fan & A.C.	RE70535	36091	Tensioner Assy.	RE243154	38630
John Deere 6-Cyl. 12.5 L Diesel					
2001-1997			2008		
Tensioner Assy. - Alt. & A.C.	RE70535	38507	Serpentine Belt	R241746	K080994HD
Tensioner Assy. - Fan	RE64442	38530	Belt - Alt.	R241746	K080994HD
Tensioner Pulley - Alt. & A.C.	RE70535	36091	Tensioner Assy. - Alt.	RE243154	38630
1996			Tensioner Assy.	RE243154	38630
Tensioner Assy. - Fan & Alt.	RE70535	38507			
Tensioner Assy. - Fan	RE64442	38530	9360R		
Tensioner Pulley - Fan & Alt.	RE70535	36091	John Deere 6-Cyl. 9.0 L Diesel		
9220			2014-2012		
John Deere 6-Cyl. 12.5 L Diesel			Tensioner Assy.	RE243154	38630
2008-2002					
Belt - Fan; W/60 1/2" Belt O.C.	R131083	♣K120594HD	9400		
Belt - Alt. & A.C.	R190199	♣K080745HD	John Deere 6-Cyl. 12.5 L Diesel		
Tensioner Assy. - Fan	RE249801	38530	2001-1996		
			Belt - Fan; W/60 1/2" Belt O.C.	R131083	♣K120594HD
9230			Tensioner Assy. - Fan & Alt.	RE70535	38507
John Deere 6-Cyl. 9.0 L Diesel			Tensioner Assy. - Fan	RE64442	38530
2011-2008			Tensioner Pulley - Fan & Alt.	RE70535	36091
Serpentine Belt	R230995	♣K080570HD			
Tensioner Assy.	RE232242	38507	9400T		
			John Deere 6-Cyl. 12.5 L Diesel		
9300			2001		
John Deere 6-Cyl. 12.5 L Diesel			Belt - Fan	R175825	♣K120610HD
2001-1996			Belt - Alt. & A.C.	R175826	♣K080765HD
Belt - Fan; W/60 1/2" Belt O.C.	R131083	♣K120594HD	Tensioner Assy. - Alt. & A.C.	RE70535	38507
Tensioner Assy. - Fan & Alt.	RE70535	38507	Tensioner Assy. - Fan	RE64442	38530
Tensioner Assy. - Fan	RE64442	38530	Tensioner Pulley - Alt. & A.C.	RE70535	36091
Tensioner Pulley - Fan & Alt.	RE70535	36091			
			2000-1999		
9300T			Belt - Fan	R175825	♣K120610HD
John Deere 6-Cyl. 12.5 L Diesel			Belt - Alt. & A.C.	R175826	♣K080765HD
2000-1999			Tensioner Assy. - Alt. & A.C.	RE70535	38507
Belt - Fan	R175825	♣K120610HD	Tensioner Assy. - Fan & Alt.	RE70535	38507
Belt - Alt. & A.C.	R175826	♣K080765HD	Tensioner Assy. - Fan	RE64442	38530
Tensioner Assy. - Alt. & A.C.	RE70535	38507	Tensioner Assy. - Fan	RE64442	38530
Tensioner Assy. - Fan & Alt.	RE70535	38507	Tensioner Pulley - Alt. & A.C.	RE70535	36091
Tensioner Assy. - Fan	RE64442	38530	Tensioner Pulley - Fan & Alt.	RE70535	36091
Tensioner Pulley - Alt. & A.C.	RE70535	36091			
Tensioner Pulley - Fan & Alt.	RE70535	36091	9420		
			John Deere 6-Cyl. 12.5 L Diesel		
9320			2008-2002		
John Deere 6-Cyl. 12.5 L Diesel			Belt - Fan; W/60 1/2" Belt O.C.	R131083	♣K120594HD
2008-2002			Belt - Alt. & A.C.	R190199	♣K080745HD
Belt - Fan; W/60 1/2" Belt O.C.	R131083	♣K120594HD	Tensioner Assy. - Fan	RE249801	38530
Belt - Alt. & A.C.	R190199	♣K080745HD			
Tensioner Assy. - Fan	RE249801	38530	9420T		
			John Deere 6-Cyl. 12.5 L Diesel		
			2008-2002		
			Belt - Fan	R131083	♣K120594HD
			Belt - Alt. & A.C.	R199163	♣K080745HD
			Tensioner Assy. - Fan	RE249801	38530

♣ Standard Belt May Also Be Available.

Agricultural Equipment

Belts and Coolant Hose for Tractors

Agricultural Equipment

Application	Mfr. No.	Part No.	Application	Mfr. No.	Part No.
JOHN DEERE - Continued			JOHN DEERE - Continued		
9430			9530 - Continued		
John Deere 6-Cyl. 13.5 L Diesel			John Deere 6-Cyl. 13.5 L Diesel - Continued		
2011-2010			2008 - Continued		
Belt - Accessory Drive	R241746	K080994HD	Tensioner Assy. - Alt.	RE243154	38630
Tensioner Assy.	RE243154	38630	Tensioner Assy.	RE243154	38630
2009			9530 Scraper		
Serpentine Belt	R241746	K080994HD	John Deere 6-Cyl. 13.5 L Diesel		
Tensioner Assy.	RE243154	38630	2010		
2008			Belt - Accessory Drive		
Serpentine Belt	R241746	K080994HD	Tensioner Assy.	RE243154	K080994HD
Belt - Alt.	R241746	K080994HD	9530T		
Tensioner Assy. - Alt.	RE243154	38630	John Deere 6-Cyl. 13.5 L Diesel		
Tensioner Assy.	RE243154	38630	2011-2010		
9430 Scraper			Belt - Accessory Drive		
John Deere 6-Cyl. 13.5 L Diesel			Tensioner Assy.		
2010			Belt - Accessory Drive		
Belt - Accessory Drive	R241746	K080994HD	Tensioner Assy.		
Tensioner Assy.	RE243154	38630	2009		
9430T			Serpentine Belt		
John Deere 6-Cyl. 13.5 L Diesel			Tensioner Assy.		
2011-2010			2008		
Belt - Accessory Drive	R241746	K080994HD	Serpentine Belt		
Tensioner Assy.	RE243154	38630	Belt - Alt.		
2009			Tensioner Assy. - Alt.		
Serpentine Belt	R241746	K080994HD	Tensioner Assy.		
Tensioner Assy.	RE243154	38630	9620; 9620T		
2008			John Deere 6-Cyl. 12.5 L Diesel		
Serpentine Belt	R241746	K080994HD	2008-2004		
Belt - Alt.	R241746	K080994HD	Belt - Alt. & A.C.		
Tensioner Assy. - Alt.	RE243154	38630	Tensioner Assy. - Fan		
Tensioner Assy.	RE243154	38630	R199163		
9520			RE249801		
John Deere 6-Cyl. 12.5 L Diesel			9630		
2008-2004			John Deere 6-Cyl. 13.5 L Diesel		
Belt - Fan; W/60 1/2" Belt O.C.	R131083	♣ K120594HD	2011		
Belt - Alt. & A.C.	R190199	♣ K080745HD	Belt - Accessory Drive		
Tensioner Assy. - Fan	RE249801	38530	Tensioner Assy. - Accessory Drive		
2003			RE243154		
Belt - Fan; W/60 1/2" Belt O.C.	R131083	♣ K120594HD	2009		
Belt - Alt. & A.C.	R199163	♣ K080745HD	Serpentine Belt		
Tensioner Assy. - Fan	RE249801	38530	Tensioner Assy.		
2002			2008		
Belt - Fan; W/60 1/2" Belt O.C.	R131083	♣ K120594HD	Belt - Alt.		
Belt - Alt. & A.C.	R190199	♣ K080745HD	Tensioner Assy. - Alt.		
Tensioner Assy. - Fan	RE249801	38530	RE243154		
9520T			9630 Scraper		
John Deere 6-Cyl. 12.5 L Diesel			John Deere 6-Cyl. 13.5 L Diesel		
2008-2002			2010		
Belt - Fan	R131083	♣ K120594HD	Belt - Accessory Drive		
Belt - Alt. & A.C.	R199163	♣ K080745HD	Tensioner Assy.		
Tensioner Assy. - Fan	RE249801	38530	RE243154		
9530			9630T		
John Deere 6-Cyl. 13.5 L Diesel			John Deere 6-Cyl. 13.5 L Diesel		
2011-2010			2011		
Belt - Accessory Drive	R241746	K080994HD	Belt - Accessory Drive		
Tensioner Assy.	RE243154	38630	Tensioner Assy. - Accessory Drive		
2009			RE243154		
Serpentine Belt	R241746	K080994HD	2010		
Tensioner Assy.	RE243154	38630	Belt - Accessory Drive		
2008			Tensioner Assy.		
Serpentine Belt	R241746	K080994HD	RE243154		
Belt - Alt.	R241746	K080994HD	2009		
9430 Scraper			Serpentine Belt		
John Deere 6-Cyl. 13.5 L Diesel			Tensioner Assy.		
2011-2010			2008		
Belt - Accessory Drive	R241746	K080994HD	Belt - Alt.		
Tensioner Assy.	RE243154	38630	RE241746		
2009			2008		
Serpentine Belt	R241746	K080994HD	Belt - Alt.		
Tensioner Assy.	RE243154	38630	RE241746		
2008			K080994HD		
Serpentine Belt	R241746	K080994HD	38630		
Belt - Alt.	R241746	K080994HD			

♣ Standard Belt May Also Be Available.

Belts and Coolant Hose for Tractors

Application	Mfr. No.	Part No.	Application	Mfr. No.	Part No.
JOHN DEERE - Continued			JOHN DEERE - Continued		
9630T - Continued			BR - Continued		
John Deere 6-Cyl. 13.5 L Diesel - Continued			John Deere 2-Cyl. 190		
2008 - Continued			1947		
Tensioner Assy. - Alt.	RE243154	38630	Belt - Gen.	A1230R	6826
A			D		
John Deere 2-Cyl. 309			John Deere 2-Cyl. 465		
1939-1934			1927-1923		
Belt - Gen.; Ser. No. 542718 Thru			Belt - Gen.; Ser. No. 161400 & After ..	B1587R	♣9290HD
583999	A3037R	♣9330HD	John Deere 2-Cyl. 501		
Belt - Gen.; Ser. No. 584000 & After ..	B1587R	♣9290HD	1953-1927		
John Deere 2-Cyl. 321			Belt - Gen.; Ser. No. 161400 & After ..		
1952-1940			B1587R		
Belt - Gen.; Ser. No. 542718 Thru			G		
583999	A3037R	♣9330HD	John Deere 2-Cyl. 413		
Belt - Gen.; Ser. No. 584000 & After ..	B1587R	♣9290HD	1953-1937		
AO; AR			Belt - Gen.		
John Deere 2-Cyl. 309			B1587R		
1940-1936			♣9290HD		
Belt - Gen.; Ser. No. 260000 Thru			M		
271999	A2745R	♣9335HD	John Deere 2-Cyl. 101		
Belt - Gen.; Ser. No. 272000 & After ..	D3116R	♣9355HD	1952-1947		
John Deere 2-Cyl. 321			Belt - Gen.		
1953-1941			L4201T		
Belt - Gen.; Ser. No. 260000 Thru			MC; MT		
271999	A2745R	♣9335HD	John Deere 2-Cyl. 101		
Belt - Gen.; Ser. No. 272000 & After ..	D3116R	♣9355HD	1952-1949		
B			Belt - Gen.		
John Deere 2-Cyl. 149			L4201T		
1938-1935			R		
Belt - W.P. & Gen.	B2893R	♣9405HD	John Deere 2-Cyl. 416 Diesel		
Belt - Gen.	B1587R	♣9290HD	1954-1949		
John Deere 2-Cyl. 175			Belt - Fan & Gen.		
1947-1938			R221R		
Belt - W.P. & Gen.	B2893R	♣9405HD	KIOTI		
Belt - Gen.	B1587R	♣9290HD	DK40		
John Deere 2-Cyl. 190			Kiotti 4-Cyl. 122 Diesel		
1952-1947			2005-2001		
Belt - W.P. & Gen.	B2893R	♣9405HD	Belt - Fan & Alt.		
Belt - Gen.	B1587R	♣9290HD	A39		
BO			DK45		
John Deere 2-Cyl. 149			Kiotti 4A220 Diesel		
1938			2005-2000		
Belt - Gen.	A1230R	9260	Belt - Fan & Alt.		
1937-1936			♣9425HD		
Belt - Gen.	A1230R	6826	DK50		
John Deere 2-Cyl. 175			Kiotti 4-Cyl. 122 Diesel		
1946-1939			2004-2000		
Belt - Gen.	A1230R	6826	Belt - Fan & Alt.		
John Deere 2-Cyl. 190			A39		
1947			DK55		
Belt - Gen.	A1230R	6826	Kiotti 4-Cyl. 134 Diesel		
BR			2008-2003		
John Deere 2-Cyl. 149			Belt - Fan & Alt.		
1938-1936			A39		
Belt - Gen.	A1230R	6826	DK65		
John Deere 2-Cyl. 175			Kiotti 3-Cyl. 165 Diesel		
1946-1939			2004-2001		
Belt - Gen.	A1230R	6826	Belt - Fan & Alt.		
			A68		
			LB1914		
			Dae Dong TD950 Diesel		
			2007-1991		
			Belt - Fan & Alt.		
			♣9365HD		

♣ Standard Belt May Also Be Available.

Agricultural Equipment

Belts and Coolant Hose for Tractors

Application	Mfr. No.	Part No.	Application	Mfr. No.	Part No.
KIOTI - Continued			KUBOTA - Continued		
LK2552			B2150 - Continued		
Kioti TD1300F-1 Diesel			Kubota 4-Cyl. 75 Diesel - Continued		
2001-1997			1999-1988 - Continued		
Belt - Fan & Alt.		♣9425HD	Hose - By Pass; (1/2" I.D.)		28439
LK2554			B2320		
Kioti TD1300F-1 Diesel			Kubota 3-Cyl. 61 Diesel		
2004-1993			2014-2010		
Belt - Fan & Alt.		♣9425HD	Belt - Fan	1624197010	7370
LK3052			Belt - Blade Drive; W/54" Deck	K535134710	6796BR
Kioti TD1400 Diesel			B2400		
2001-1999			Kubota 3-Cyl. 68 Diesel		
Belt - Fan & Alt.		♣9425HD	2000-1995		
LK3054			Belt - Fan & Alt.		
Kioti TD1400 Diesel			1948272530		
2004-1992			3V375		
Belt - Fan & Alt.		♣9425HD	B2410		
KUBOTA			Kubota 3-Cyl. 68 Diesel		
B20			2005-2001		
Kubota D950AT Diesel			Belt - Fan & Alt.		
1998-1990			1491197010		
Belt - Fan & Alt.		7365	6738		
Hose - Upper		✂21391	B2620		
Hose - Lower; (1" I.D.)		24216	Kubota 3-Cyl. 68 Diesel		
Hose - By Pass; (1/2" I.D.)		28439	2014-2008		
B21			Belt - Fan		
Kubota 3-Cyl. 61 Diesel			1624197010		
2009-1996			7370		
Belt - Fan & Alt.		7385	2008-2007		
B1550			Belt - Fan		
Kubota 3-Cyl. 52 Diesel			1624197010		
1998-1988			7370		
Belt - Fan & Alt.		7365	Belt - Alt.		
Hose - Upper		●25154	1624197010		
B1700			7370		
Kubota 3-Cyl. 55 Diesel			B2710		
2000-1997			Kubota 4-Cyl. 82 Diesel		
Belt - Fan & Alt.	1948272530	3V375	2005-2002		
B1750			Belt - Fan		
Kubota 3-Cyl. 57 Diesel			1624197010		
1996-1988			7370		
Belt - Fan & Alt.		7365	B2910		
Hose - Upper		✂21391	Kubota 4-Cyl. 91 Diesel		
Hose - Lower; (1" I.D.)		24216	2005-2000		
Hose - By Pass; (1/2" I.D.)		28439	Belt - Fan & Alt.		
B2100			1491197010		
Kubota 3-Cyl. 61 Diesel			6738		
2000-1995			B2920		
Belt - Fan & Alt.	1948272530	3V375	Kubota 3-Cyl. 77 Diesel		
B2150			2014-2010		
Kubota 4-Cyl. 75 Diesel			Belt - Fan		
1999-1988			1624197010		
Belt - Fan & Alt.		7365	Belt - Blade Drive; W/54" Deck		
Hose - Upper		✂21391	K535134710		
Hose - Lower; (1" I.D.)		24216	2009		
Hose - Lower - Pipe To Rad.; (1" I.D.)		24216	Belt - Blade Drive; W/54" Deck		
			K535134710		
			6796BR		
			2008		
			Belt - Fan		
			1624197010		
			7370		
			Belt - Blade Drive; W/54" Deck		
			K535134710		
			6796BR		
			B3030		
			Kubota 4-Cyl. 92 Diesel		
			2011-2009		
			Belt - Fan		
			1624197010		
			7370		
			2008-2007		
			Belt - Fan		
			1624197010		
			7370		
			Belt - Alt.		
			1624197010		
			7370		

♣ Standard Belt May Also Be Available.
● Vulco-Flex® Coolant Hose.

✂ Cut to Fit.

Belts and Coolant Hose for Tractors

Application	Mfr. No.	Part No.	Application	Mfr. No.	Part No.
KUBOTA - Continued			KUBOTA - Continued		
B3030 - Continued			B7300		
Kubota 4-Cyl. 92 Diesel - Continued			Kubota 3-Cyl. 43 Diesel		
2006-2005			1999-1997		
Belt - Fan	1624197010	7370	Belt - Fan & Alt.	REMF1345	7345
B3200			B7400		
Kubota 4-Cyl. 91 Diesel			Kubota 3-Cyl. 44 Diesel		
2014-2009			2003-2000		
Belt - Fan	1624197010	7370	Belt - Fan & Alt.	1G02797010	7340
B4200			B7410		
Kubota 2-Cyl. 35 Diesel			Kubota 3-Cyl. 44 Diesel		
1996-1987			2004		
Belt - Fan		7300	Belt - Alt.	1G02797010	7340
B5100			Kubota 3-Cyl. 47 Diesel		
Kubota 2-Cyl. 31 Diesel			2008-2005		
1984-1978			Belt - Fan	1G02797010	7340
Belt - Fan	1523172530	7300	B7500		
B5200			Kubota 3-Cyl. 61 Diesel		
Kubota 3-Cyl. 46 Diesel			2003-2000		
1996-1983			Belt - Alt.		7370
Belt - Fan & Alt.		7360	B7510		
Hose - Upper		∅<21488	Kubota 3-Cyl. 61 Diesel		
Hose - Lower - Eng. To Pipe		21258	2008-2007		
Hose - Lower - Pipe To Rad.		∅<21942	Belt - Fan	1624197010	7370
B6000			Belt - Aux. Alt.	1491197010	6738
Kubota 2-Cyl. 35 Diesel			2006-2004		
1978-1973			Belt - Fan & Alt.	1624197010	7370
Belt - Fan	1523172530	7300	B7610		
Hose - Upper		∅<20661	Kubota 3-Cyl. 68 Diesel		
	or	●25251	2008-2007		
Hose - Lower		∅<20774	Belt - Fan	1624197010	7370
B6100			Belt - Aux. Alt.	1491197010	6738
Kubota 3-Cyl. 41 Diesel			2006		
1984-1978			Belt - Fan & Alt.	1624197010	7370
Belt - Fan	1523172530	7300	2004		
B6200			Belt - Fan & Alt.	1624197010	7370
Kubota 3-Cyl. 52 Diesel			B7800		
1996-1983			Kubota 4-Cyl. 91 Diesel		
Belt - Fan & Alt.		7365	2009		
Hose - Upper		∅<21488	Belt - Fan	1624197010	7370
Hose - Lower - Eng. To Pipe		21258	2008-2006		
Hose - Lower - Pipe To Rad.		∅<21942	Belt - Alt.	1624197010	7370
B7100			2005		
Kubota 3-Cyl. 47 Diesel			Belt - Alt.		
1999-1980					7370
Belt - Fan	1523172530	7300	2004		
Hose - Upper		∅<20065	Belt - Alt.	1624197010	7370
1979-1977			2003		
Belt - Fan	1523172530	7300	Belt - Alt.		7370
B7200			B8200		
Kubota 3-Cyl. 57 Diesel			Kubota 3-Cyl. 57 Diesel		
1991-1983			1991-1981		
Belt - Fan & Alt.		7360	Belt - Fan & Alt.		7300
Hose - Upper		∅<21488	Hose - Upper		∅<21488
Hose - Lower - Eng. To Pipe		21258	Hose - Lower - Eng. To Pipe		21258
Hose - Lower - Pipe To Rad.		∅<21942	Hose - Lower - Pipe To Rad.; (1 1/8" I.D.)		24218

∅< Cut to Fit.

● Vulco-Flex® Coolant Hose.

Agricultural Equipment

Belts and Coolant Hose for Tractors

Agricultural Equipment

Application	Mfr. No.	Part No.	Application	Mfr. No.	Part No.
KUBOTA - Continued			KUBOTA - Continued		
B9200			L35		
Kubota 4-Cyl. 75 Diesel			Kubota 3-Cyl. 101 Diesel		
1991-1987			2004-1994		
Belt - Fan & Alt.		7300	Belt - Fan & Alt.	1546997010	▲9425HD
Hose - Upper		✂21488	L48		
Hose - Lower - Eng. To Pipe		21258	Kubota 4-Cyl. 149 Diesel		
Hose - Lower - Pipe To Rad.; (1 1/8" I.D.)		24218	2009-2000		
BX22			Belt - Fan		
Kubota 3-Cyl. 55 Diesel			1519697010		
2003-2002			▲9430HD		
Belt - Fan & Alt.	1624197010	7370	L175		
BX23			Kubota 2-Cyl. 45 Diesel		
Kubota 3-Cyl. 55 Diesel			1977-1973		
2005-2004			Belt - Fan & Alt.		
Belt - Fan & Alt.	1624197010	7370	Hose - Upper		
BX24			Hose - Lower		
Kubota 3-Cyl. 55 Diesel			7400		
2008			✂20065		
Belt - Alt.	1688397010	7350	✂20065		
2007-2006			L185		
Belt - Alt.		7350	Kubota 2-Cyl. 45 Diesel		
BX25D			1982-1976		
Kubota 3-Cyl. 55 Diesel			Belt - Fan & Alt.; W/40 1/8" Belt O.C.		
2014-2013			Belt - Fan & Alt.; W/41 1/8" Belt O.C.		
Belt - Fan	1688397010	7350	7400		
BX1500			7410		
Kubota 2-Cyl. 37 Diesel			L200		
2006-2003			Kubota 2-Cyl. 65 Diesel		
Belt - Fan & Alt.	1588197010	7345	1973-1972		
BX1800			Belt - Fan & Alt.		
Kubota 3-Cyl. 44 Diesel			▲9490HD		
2003-2000			L210		
Belt - Fan & Alt.	1588197010	7345	Kubota 2-Cyl. 65 Diesel		
BX1830			1973-1972		
Kubota 3-Cyl. 44 Diesel			Belt - Fan & Alt.		
2005-2004			▲9490HD		
Belt - Fan & Alt.	1588197010	7345	Hose - Upper		
BX1870			Hose - Lower; (1 5/8" I.D.)		
Kubota 3-Cyl. 44 Diesel			24226		
2014-2013			L225		
Belt - Fan	1588197010	7345	Kubota 3-Cyl. 68 Diesel		
BX2200			1977-1973		
Kubota 3-Cyl. 55 Diesel			Belt - Fan & Alt.		
2003-2000			FM41		
Belt - Fan & Alt.	1624197010	7370	7410		
BX2230			Hose - Upper		
Kubota 3-Cyl. 55 Diesel			✂20065		
2005-2004			Hose - Lower		
Belt - Fan & Alt.	1688397010	7350	✂20065		
BX2370			L235		
Kubota 3-Cyl. 55 Diesel			Kubota 3-Cyl. 68 Diesel		
2014-2013			1985-1981		
Belt - Fan	1688397010	7350	Belt - Fan & Alt.		
BX2370			Hose - Upper		
Kubota 3-Cyl. 55 Diesel			or ●25472		
2014-2013			Hose - Lower		
Belt - Fan	1688397010	7350	✂21260		
BX2370			L245		
Kubota 3-Cyl. 55 Diesel			Kubota 3-Cyl. 68 Diesel		
2003-2000			1989-1976		
Belt - Fan & Alt.	1624197010	7370	Belt - Fan & Alt.; W/41 5/8" Belt O.C.		
BX2230			Belt - Fan & Alt.; W/42 5/8" Belt O.C.		
Kubota 3-Cyl. 55 Diesel			Hose - Upper		
2005-2004			✂20661		
Belt - Fan & Alt.	1688397010	7350	or ●25249		
BX2370			L260		
Kubota 3-Cyl. 55 Diesel			Kubota 2-Cyl. 78 Diesel		
2014-2013			1976-1973		
Belt - Fan	1688397010	7350	Belt - Fan & Gen.		
BX2370			1512172532		
Kubota 3-Cyl. 55 Diesel			▲9440HD		
2014-2013			Hose - Upper		
Belt - Fan	1688397010	7350	●25249		
BX2370			Hose - Lower		
Kubota 3-Cyl. 55 Diesel			●25250		
2014-2013					
Belt - Fan	1688397010	7350			

✂ Cut to Fit.

● Vulco-Flex® Coolant Hose.

▲ Standard Belt May Also Be Available.

Belts and Coolant Hose for Tractors

Application	Mfr. No.	Part No.	Application	Mfr. No.	Part No.
KUBOTA - Continued			KUBOTA - Continued		
L275			L2500		
Kubota 3-Cyl. 79 Diesel			Kubota 3-Cyl. 85 Diesel		
1985-1981			1999-1998		
Belt - Fan & Alt		7365	Belt - Fan & Alt	1519697010	▲9430HD
Hose - Upper		☞<20065			
	or	●25472			
Hose - Lower		☞<21260			
L285			L2550		
Kubota 4-Cyl. 91 Diesel			Kubota 3-Cyl. 85 Diesel		
1981-1975			1991-1985		
Belt - Fan & Alt.; W/41 5/8" Belt O.C.		7417	Belt - Fan & Alt		7425
Belt - Fan & Alt.; W/42 5/8" Belt O.C. . 1540197011		7425	Hose - Upper - Eng. To Pipe		●25255
Hose - Upper		☞<20065	Hose - Upper - Pipe To Rad.; (1 3/8" I.D.)		24222
Hose - Lower		☞<20065	Hose - Lower - Eng. To Pipe		●25251
			Hose - Lower - Pipe To Rad.; (1 1/4" I.D.)		24220
L295			L2600		
Kubota 3-Cyl. 79 Diesel			Kubota 3-Cyl. 85 Diesel		
1982-1978			2003-2000		
Belt - Fan & Alt		7410	Belt - Fan & Alt	1519697010	▲9430HD
L305			L2650		
Kubota 3-Cyl. 79 Diesel			Kubota 3-Cyl. 85 Diesel		
1985-1980			1996-1990		
Belt - Fan & Alt		7417	Belt - Fan & Alt		7425
Hose - Upper		●25250	Hose - Upper		●25255
Hose - Lower		●25251	Hose - Lower		●25255
L345			L2800		
Kubota 4-Cyl. 91 Diesel			Kubota 3-Cyl. 85 Diesel		
1986-1978			2008-2004		
Belt - Fan & Alt		7425	Belt - Fan	1546997010	▲9425HD
Hose - Lower		☞<21794			
L355			Kubota 3-Cyl. 91 Diesel		
Kubota 4-Cyl. 106 Diesel			2011-2009		
1989-1982			Belt - Fan	1546997010	▲9425HD
Belt - Fan & Alt		▲9425HD			
Hose - Upper		☞<20065			
	or	●25472			
Hose - Lower		☞<21260			
L2050			L2850		
Kubota 3-Cyl. 68 Diesel			Kubota 4-Cyl. 106 Diesel		
1991-1989			1995-1985		
Belt - Fan & Alt		7430	Belt - Fan & Alt		▲9430HD
Hose - Upper		●25472	Hose - Upper - Eng. To Pipe		●25253
Hose - Lower		●25250	Hose - Upper - Pipe To Rad.; (1 3/8" I.D.)		24222
			Hose - Lower - Pipe To Rad.		●25250
L2250			L2900		
Kubota 3-Cyl. 79 Diesel			Kubota 3-Cyl. 91 Diesel		
1991-1985			1999-1994		
Belt - Fan & Alt		7425	Belt - Fan & Alt		▲9425HD
Hose - Upper - Eng. To Pipe		●25255	Hose - Upper		☞<21752
Hose - Upper - Pipe To Rad.; (1 3/8" I.D.)		24222		or	●25252
Hose - Lower - Eng. To Pipe		●25251			
Hose - Lower - Pipe To Rad.; (1 1/4" I.D.)		24220			
L2350			L2950		
Kubota 3-Cyl. 68 Diesel			Kubota 3-Cyl. 89 Diesel		
1997-1991			1993-1990		
Belt - Fan & Alt	1736797010	7430	Belt - Fan & Alt	1540197010	7417
Hose - Upper		☞<20065			
	or	●25472			

☞< Cut to Fit.
 ▲ Standard Belt May Also Be Available.

● Vulco-Flex® Coolant Hose.

Belts and Coolant Hose for Tractors

Application	Mfr. No.	Part No.	Application	Mfr. No.	Part No.
KUBOTA - Continued			KUBOTA - Continued		
L3130			L3450		
Kubota 3-Cyl. 91 Diesel			Kubota 4-Cyl. 114 Diesel		
2008-2003			1996-1990		
Belt - Alt.		♣9425HD	Belt - Fan & Alt.		7420
L3200			Hose - Upper		♣21794
Kubota 3-Cyl. 91 Diesel			Hose - Lower		●25255
2014-2010			L3540		
Belt - Fan	1546997010	♣9425HD	Kubota 3-Cyl. 111 Diesel		
L3240			2013-2007		
Kubota 3-Cyl. 101 Diesel			Belt - Fan	1546997010	♣9425HD
2013-2009			L3600		
Belt - Fan	1546997010	♣9425HD	Kubota 4-Cyl. 114 Diesel		
2008-2007			1999-1994		
Belt - Fan	1546997010	♣9425HD	Belt - Fan & Alt.		♣9425HD
Belt - Alt.		7417	Hose - Upper		♣21752
L3250				or	●25252
Kubota 4-Cyl. 114 Diesel			L3650		
1991-1989			Kubota 4-Cyl. 114 Diesel		
Belt - Fan & Alt.		♣9430HD	1993-1990		
Hose - Upper - Eng. To Pipe		●25253	Belt - Fan & Alt.		7420
Hose - Upper - Pipe To Rad.; (1 3/8" I.D.)		24222	Hose - Lower		●25806
Hose - Lower - Pipe To Rad.		●25250	L3700		
L3300			Kubota 3-Cyl. 111 Diesel		
Kubota 3-Cyl. 101 Diesel			2014-2010		
1999-1994			Belt - Fan	1546997010	♣9425HD
Belt - Fan & Alt.		♣9425HD	L3710		
Hose - Upper		♣21752	Kubota 4-Cyl. 114 Diesel		
	or	●25252	2002-1998		
L3301			Belt - Fan & Alt.		♣9425HD
Kubota 3-Cyl. 111 Diesel			L3750		
2014			Kubota 5-Cyl. 142 Diesel		
Belt - Fan	1546997010	♣9425HD	1991-1984		
L3350			Belt - Fan & Alt.		♣9430HD
Kubota 4-Cyl. 114 Diesel			L3800		
1991-1985			Kubota 3-Cyl. 111 Diesel		
Belt - Fan & Alt.	A41	♣9420HD	2014-2010		
Hose - Upper		●25253	Belt - Fan	1546997010	♣9425HD
Hose - Lower		●25253	L3830		
L3400			Kubota 3-Cyl. 112 Diesel		
Kubota 3-Cyl. 101 Diesel			2008-2003		
2008-2004			Belt - Fan & Alt.	1546997010	♣9425HD
Belt - Fan	1546997010	♣9425HD	L3901		
Kubota 3-Cyl. 111 Diesel			Kubota 3-Cyl. 111 Diesel		
2011-2009			2014		
Belt - Fan	1546997010	♣9425HD	Belt - Fan	1546997010	♣9425HD
L3410			L3940		
Kubota 3-Cyl. 101 Diesel			Kubota 4-Cyl. 122 Diesel		
2002-1998			2013-2007		
Belt - Fan & Alt.		♣9425HD	Belt - Fan	1546997010	♣9425HD
L3430			L4060		
Kubota 3-Cyl. 101 Diesel			Kubota 4-Cyl. 148 Diesel		
2008-2002			2014-2013		
Belt - Alt.		♣9425HD	Belt - Fan	1546997010	♣9425HD

♣ Standard Belt May Also Be Available.
 ⚡ Cut to Fit.

● Vulco-Flex® Coolant Hose.

Belts and Coolant Hose for Tractors

Application	Mfr. No.	Part No.	Application	Mfr. No.	Part No.
KUBOTA - Continued			KUBOTA - Continued		
L4150			L4740		
Kubota 5-Cyl. 142 Diesel			Kubota 4-Cyl. 149 Diesel		
1995-1984			2013-2009		
Belt - Fan & Alt		▲9430HD	Belt - Fan	1546997010	▲9425HD
Hose - Upper		⊖<20137	2008-2007		
	or	●25252	Belt - Fan	1546997010	▲9425HD
			Belt - Alt		7417
L4200			L4760		
Kubota 4-Cyl. 134 Diesel			Kubota 4-Cyl. 148 Diesel		
1998-1993			2014-2013		
Belt - Fan & Alt		▲9425HD	Belt - Fan	1546997010	▲9425HD
Hose - Upper		⊖<21752			
	or	●25252			
L4240			L4850		
Kubota 4-Cyl. 134 Diesel			Kubota 5-Cyl. 152 Diesel		
2013-2009			1998-1990		
Belt - Fan	1546997010	▲9425HD	Belt - Fan & Alt		▲9430HD
2008-2007			Hose - Lower		⊖<20137
Belt - Fan	1546997010	▲9425HD		or	●25477
Belt - Alt		7417			
L4300			L5030		
Kubota 4-Cyl. 134 Diesel			Kubota 4-Cyl. 149 Diesel		
2005-2001			2008-2003		
Belt - Fan & Alt	1547197010	▲9420HD	Belt - Fan & Alt	1546997010	▲9425HD
L4310			L5040; L5240		
Kubota 4-Cyl. 134 Diesel			Kubota 4-Cyl. 149 Diesel		
2002-1998			2008-2007		
Belt - Fan & Alt		▲9425HD	Belt - Alt		7425
L4330			L5450		
Kubota 4-Cyl. 134 Diesel			Kubota 5-Cyl. 168 Diesel		
2008-2003			1998-1990		
Belt - Fan & Alt	1546997010	▲9425HD	Belt - Fan & Alt		▲9430HD
L4350			L5740		
Kubota 4-Cyl. 134 Diesel			Kubota 4-Cyl. 149 Diesel		
1998-1990			2008-2007		
Belt - Fan & Alt		▲9420HD	Belt - Alt		7425
Hose - Upper		●25253	M105		
L4400			Kubota 4-Cyl. 230 Diesel		
Kubota 4-Cyl. 134 Diesel			2007-2004		
2011-2005			Belt - Fan & Alt		▲9500HD
Belt - Fan	1547197010	▲9420HD	Belt - A.C.		▲9650HD
L4610			M110; M120		
Kubota 4-Cyl. 134 Diesel			Kubota 5-Cyl. 356 Diesel		
2002-2000			2004-1999		
Belt - Fan & Alt	1546997010	▲9425HD	Belt - Fan & Alt		▲9650HD
L4630			M125X		
Kubota 4-Cyl. 134 Diesel			Kubota 5-Cyl. 356 Diesel		
2008-2003			2011-2009		
Belt - Fan & Alt	1546997010	▲9425HD	Belt - Fan	3M76015780	②7460
L4701			2008-2005		
Kubota 4-Cyl. 148 Diesel			Belt - Fan		
2014			Belt - Fan	3M76015780	②7460
Belt - Fan	1547197010	▲9420HD	Belt - Fan & Alt	3M76015780	②7460

▲ Standard Belt May Also Be Available.
● Vulco-Flex® Coolant Hose.

⊖< Cut to Fit.
② Two Required.

Agricultural Equipment

Belts and Coolant Hose for Tractors

Application	Mfr. No.	Part No.	Application	Mfr. No.	Part No.
KUBOTA - Continued			KUBOTA - Continued		
M4000			M5030 - Continued		
Kubota 6-Cyl. 136 Diesel			Kubota 6-Cyl. 170 Diesel - Continued		
1981-1977			1996-1985 - Continued		
Belt - Fan & Alt.		▲9440HD	Hose - Upper	●25252	
M4030			Hose - Lower	☞20661	
Kubota 5-Cyl. 148 Diesel				or	●25251
1998-1986			M5040		
Belt - Fan & Alt.	1519697010	▲9430HD	Kubota 4-Cyl. 186 Diesel		
Kubota 6-Cyl. 159 Diesel			2008-2006		
1994-1986			Belt - Alt.		▲9360HD
Belt - Fan & Alt.		▲9430HD	Belt - Fan		▲9447HD
Hose - Upper		☞20137	M5400		
		or	Kubota 5-Cyl. 168 Diesel		
		●25252	1999-1994		
Hose - Lower; W/Single Hose		☞21103	Belt - Fan & Alt.		▲9430HD
Hose - Lower - Eng. To Pipe		☞21942	M5500		
Hose - Lower - Pipe To Rad.; (1 3/8" I.D.)		24222	Kubota 3-Cyl. 182 Diesel		
M4050			1986-1979		
Kubota 6-Cyl. 159 Diesel			Belt - Fan & Alt.		②▲9435HD
1988-1982			M5700		
Belt - Fan & Alt.		▲9440HD	Kubota 5-Cyl. 168 Diesel		
M4500			2008-2000		
Kubota 6-Cyl. 159 Diesel			Belt - Alt.		▲9430HD
1986-1978			M5950		
Belt - Fan & Alt.	1560697012	▲9435HD	Kubota 3-Cyl. 196 Diesel		
M4700			1994-1983		
Kubota 5-Cyl. 168 Diesel			Belt - Fan & Alt.		②7460
1999-1995			Belt - A.C.; W/1/2" Belt T.W.		▲9650HD
Belt - Fan & Alt.		▲9430HD	Belt - A.C.; W/21/32" Belt T.W.		TR22635
M4800			M6030		
Kubota 4-Cyl. 149 Diesel			Kubota 3-Cyl. 196 Diesel		
2010-2009			1998-1986		
Belt - Fan	1547197010	▲9420HD	Belt - Fan & Alt.		②7460
2008-2003			Belt - A.C.; W/1/2" Belt T.W.		▲9650HD
Belt - Fan	1547197010	▲9420HD	Belt - A.C.; W/21/32" Belt T.W.		TR22635
Belt - Alt.	1546997010	▲9425HD	Hose - Lower		☞20957
M4900			M6800		
Kubota 5-Cyl. 168 Diesel			Kubota 4-Cyl. 202 Diesel		
2008-2002			2008-1998		
Belt - Fan	1519697010	▲9430HD	Belt - Alt.		▲9480HD
2001			M6950		
Belt - Alt.		▲9430HD	Kubota 4-Cyl. 243 Diesel		
2000			1996-1983		
Belt - Fan	1519697010	▲9430HD	Belt - Fan & Alt.		②7460
M4950			Belt - A.C.; W/1/2" Belt T.W.		▲9650HD
Kubota 6-Cyl. 170 Diesel			Belt - A.C.; W/21/32" Belt T.W.		TR22635
1995-1983			M7030		
Belt - Fan & Alt.		▲9435HD	Kubota 4-Cyl. 243 Diesel		
Hose - Upper		☞20137	1998-1986		
		or	Belt - Fan & Alt.		②7460
		●25252	Belt - A.C.; W/1/2" Belt T.W.		▲9650HD
Hose - Lower - Eng. To Pipe		☞20065	Belt - A.C.; W/21/32" Belt T.W.		TR22635
Hose - Lower - Pipe To Rad.; (1 1/2" I.D.)		24224	Hose - Lower		☞21660
M5030				or	●25477
Kubota 6-Cyl. 170 Diesel			1996-1985		
1996-1985			Belt - Fan & Alt.		▲9430HD
Belt - Fan & Alt.		▲9430HD	Belt - A.C.		A53
Belt - A.C.		☞20137	Hose - Upper		☞20137

▲ Standard Belt May Also Be Available.
● Vulco-Flex® Coolant Hose.

☞ Cut to Fit.
② Two Required.

Belts and Coolant Hose for Tractors

Application	Mfr. No.	Part No.	Application	Mfr. No.	Part No.
KUBOTA - Continued			KUBOTA - Continued		
M7040			M9000		
Kubota 4-Cyl. 203 Diesel			Kubota 4-Cyl. 202 Diesel		
2008-2006			2008-1998		
Belt - Alt.		▲9360HD	Belt - Alt.		▲9610HD
Belt - Fan		▲9447HD	M9540		
M7500			Kubota 4-Cyl. 230 Diesel		
Kubota 4-Cyl. 243 Diesel			2008-2006		
1986-1979			Belt - Fan & Alt.		
Belt - Fan & Alt.		②▲9435HD	▲9495HD		
M7580			M9580		
Kubota V4302A Diesel			Kubota V4702TA Diesel		
1999-1992			1998-1992		
Belt - Fan & Alt.	1545199380	7450	Belt - Fan & Alt.		②7450
M7950			Belt - A.C.		▲9650HD
Kubota 4-Cyl. 262 Diesel			Hose - Upper		⊘<20957
1996-1983			Hose - Lower		⊘<21660
Belt - Fan & Alt.; W/45 5/8" Belt O.C.		②7450	MX4700		
Belt - Fan & Alt.; W/46 5/8" Belt O.C.		②7460	Kubota 4-Cyl. 149 Diesel		
Belt - A.C.; W/1/2" Belt T.W.		▲9650HD	2014-2009		
Belt - A.C.; W/21/32" Belt T.W.		TR22635	Belt - Fan	1546997010	▲9425HD
Hose - Lower		⊘<21660	MX5000		
or		●25477	Kubota 4-Cyl. 149 Diesel		
M8030			2007-2002		
Kubota 4-Cyl. 262 Diesel			Belt - Alt.	1547197010	▲9420HD
1997-1986			MX5100		
Belt - Fan & Alt.		②7460	Kubota 4-Cyl. 149 Diesel		
Belt - A.C.; W/1/2" Belt T.W.		▲9650HD	2014-2008		
Belt - A.C.; W/21/32" Belt T.W.		TR22635	Belt - Fan	1546997010	▲9425HD
Hose - Lower		⊘<21660	LANDINI		
or		●25477	5560		
M8200			Perkins 3-Cyl. 152 Diesel		
Kubota 4-Cyl. 202 Diesel			1994-1988		
2008-1998			Belt - Fan & Alt.		▲9465HD
Belt - Fan & Alt.	490	▲9500HD	6530		
M8540			Perkins 4-Cyl. 236 Diesel		
Kubota 4-Cyl. 230 Diesel			1991-1985		
2008-2006			Belt - Fan & Alt.	1446980M1	▲9476HD
Belt - Alt.		▲9495HD	Hose - Upper; (1 3/4" I.D.)		24228
M8580			6830		
Kubota V4702A Diesel			Perkins 4-Cyl. 236 Diesel		
1999-1991			1988-1984		
Belt - Fan & Alt.		②7460	Belt - Fan & Alt.		②▲9480HD
Belt - A.C.; W/1/2" Belt T.W.		▲9650HD	Hose - Upper; (1 3/4" I.D.)		24428
Belt - A.C.; W/21/32" Belt T.W.		TR22635	7830		
Hose - Upper		●26603	Perkins 4-Cyl. 236 Diesel		
Hose - Lower		●25477	1991-1984		
M8950			Belt - Fan & Alt.	2614B542	7465
Kubota 4-Cyl. 262 Diesel			7860		
1996-1983			Perkins 4-Cyl. 236 Diesel		
Belt - Fan & Alt.		②7460	1996-1988		
Belt - A.C.; W/1/2" Belt T.W.		▲9650HD	Belt - Fan & Alt.		▲9470HD
Belt - A.C.; W/21/32" Belt T.W.		TR22635	Standard Belt May Also Be Available.		
Hose - Upper		●26510	⊘< Cut to Fit.		
Hose - Lower		⊘<21660	② Two Required.		
or		●25477	● Vulco-Flex® Coolant Hose.		

Agricultural Equipment

Belts and Coolant Hose for Tractors

Agricultural Equipment

Application	Mfr. No.	Part No.	Application	Mfr. No.	Part No.
LANDINI - Continued			LEYLAND		
8550			154		
Perkins 4-Cyl. 248 Diesel			Leyland 4-Cyl. 91 Diesel		
1988-1985			1984-1979		
Belt - Fan & Alt.	1446201M1	♣9505HD	Belt - Fan & Alt.; W/40 1/4" Belt O.C. .	13H3348	♣9400HD
Belt - A.C.		♣9700HD	Belt - Fan & Alt.; W/41 3/4" Belt O.C.		♣9415HD
Hose - Upper		≧20957	Belt - Hyd. Pump	BTJ6280	TR22525
8560			Leyland 4-Cyl. 99		
Perkins 4-Cyl. 248 Diesel			1984-1970		
1994-1990			Belt - Fan & Alt.		
Belt - Fan & Alt.		♣9480HD	Belt - Hyd. Pump	BTJ6280	TR22525
10000S			235		
Perkins 6-Cyl. 354 Diesel			Leyland 4-Cyl. 109 Diesel		
1996-1982			1984-1982		
Belt - Fan & Alt.; Ser. No. 12900075 & Before	1447695M91	②♣9580HD	Belt - Hyd. Pump		♣9510HD
Belt - Fan & Alt.; Ser. No. 12900076 & After		②♣9590HD			
12500			245		
Perkins 6-Cyl. 354 Diesel			Perkins 3-Cyl. 152 Diesel		
1991-1985			1984-1973		
Belt - Fan & Alt.		②♣9600HD	Belt - Fan & Alt.	12B633	TR22461
14500			253		
Perkins 6-Cyl. 354 Diesel			Perkins 3-Cyl. 152 Diesel		
1996-1986			1972		
Belt - Fan & Alt.; Ser. No. U536462 & Before		②♣9610HD	Belt - Fan & Alt.	12B633	TR22461
Belt - Fan & Alt.; Ser. No. U536463 & After	1447419M91	②♣9600HD			
Hose - By Pass; (2 1/4" I.D.)		24236			
CF5030			272		
Perkins AD3.1525 Diesel			Leyland 4-Cyl. 230 Diesel		
1994-1991			1984-1976		
Belt - Fan & Alt.		♣9465HD	Belt - Fan & Alt.	12B1421	♣9505HD
Hose - Upper; (1 5/8" I.D.)		24226			
Hose - By Pass		≧21942			
DT5500			344		
Perkins 3-Cyl. 152 Diesel			Leyland 4-Cyl. 208 Diesel		
1988			1972-1970		
Belt - Fan & Alt.	1446203M1	♣9490HD	Belt - Fan & Alt.	BMK977	♣9510HD
DT6500			Hose - Upper		
Perkins 4-Cyl. 236 Diesel			Hose - Lower; (1 1/2" I.D.)		
1988			or		
Belt - Fan & Alt.; Ser. No. 1214499 & Before	1447592M1	♣9470HD	●25474		
Belt - Fan & Alt.; Ser. No. 1214500 & After	1446980M1	♣9476HD	24224		
DT8500			384		
Perkins 4-Cyl. 248 Diesel			Leyland 4-Cyl. 230 Diesel		
1988			1972-1970		
Belt - Fan & Alt.; Ser. No. 1231517 & Before	1447592M1	♣9470HD	Belt - Fan & Alt.	12B1421	♣9505HD
Belt - Fan & Alt.; Ser. No. 1231518 & After	1446980M1	♣9476HD	Hose - Upper		≧20450
Trekker 85			or		
Perkins 4-Cyl. 248 Diesel			●25474		
2000-1992			24224		
Belt - Fan & Alt.		♣9470HD	Hose - Lower; (1 1/2" I.D.)		
Hose - Upper; (1 3/4" I.D.)		24228			
			LONG		
			260		
			UTB 2-Cyl. 95 Diesel		
			1986-1980		
			Belt - Fan & Alt.		
			Hose - Upper		
			Hose - Lower - Eng. To Pipe; (1 1/2" I.D.)		
			Hose - Lower - Pipe To Rad.; (1 1/2" I.D.)		
			7455		
			●26602		
			24224		
			24224		
			310		
			UTB 2-Cyl. 110 Diesel		
			1990-1980		
			Belt - Fan & Alt.		
			Hose - Upper		
			Hose - Lower - Eng. To Pipe; (1 1/2" I.D.)		
			Hose - Lower - Pipe To Rad.; (1 1/2" I.D.)		
			7455		
			●26602		
			24224		
			24224		

♣ Standard Belt May Also Be Available.

② Two Required.

≧ Cut to Fit.

● Vulco-Flex® Coolant Hose.

Belts and Coolant Hose for Tractors

Application	Mfr. No.	Part No.	Application	Mfr. No.	Part No.
LONG - Continued			LONG - Continued		
350			900 - Continued		
UTB 3-Cyl. 143 Diesel			Zetor 4-Cyl. 278 Diesel - Continued		
1976-1974			1977-1974 - Continued		
Belt - Fan & Alt		7450	Hose - Lower - Eng. To Pipe		●25526
Hose - Upper		●26603	Hose - Lower - Pipe To Rad.; (1 1/2" I.D.)		24224
Hose - Lower - Eng. To Pipe; (1 1/2" I.D.)		24224			
Hose - Lower - Pipe To Rad.; (1 1/2" I.D.)		24224			
360			910		
UTB 3-Cyl. 143 Diesel			Zetor 4-Cyl. 278 Diesel		
1994-1977			1983-1978		
Belt - Fan & Alt		7450	Belt - Fan & Alt		▲9505HD
Hose - Upper - Eng. To Pipe; (1 7/8" I.D.)		24230	Hose - Lower - Pipe To Rad.; (1 1/2" I.D.)		24224
Hose - Upper - Pipe To Rad.; (1 7/8" I.D.)		24230			
Hose - Lower - Eng. To Pipe; (1 1/2" I.D.)		24224			
Hose - Lower - Pipe To Rad.; (1 1/2" I.D.)		24224			
445			1100		
UTB 3-Cyl. 143 Diesel			Zetor 4-Cyl. 278 Diesel		
1976-1972			1977-1975		
Belt - Fan & Alt		7450	Belt - Fan & Alt		7512
Hose - Upper		☉<20957	Belt - A.C.		▲9505HD
		or ●26603	Hose - Upper		●25527
Hose - Lower - Eng. To Pipe; (1 1/2" I.D.)		24224	Hose - Lower - Pipe To Rad.; (1 1/2" I.D.)		24224
Hose - Lower - Pipe To Rad.; (1 1/2" I.D.)		24224			
460			1110		
UTB 3-Cyl. 143 Diesel			Zetor 4-Cyl. 278 Diesel		
1994-1977			1979-1978		
Belt - Fan & Alt		7450	Belt - Fan & Alt		▲9510HD
Hose - Upper - Eng. To Pipe; (1 7/8" I.D.)		24230	Belt - A.C.		▲9463HD
Hose - Upper - Pipe To Rad.; (1 7/8" I.D.)		24230			
Hose - Lower - Eng. To Pipe; (1 1/2" I.D.)		24224			
Hose - Lower - Pipe To Rad.; (1 1/2" I.D.)		24224			
510			1310		
UTB 3-Cyl. 165 Diesel			Zetor 6-Cyl. 417 Diesel		
1990-1979			1983-1978		
Belt - Fan & Alt		7450	Belt - Fan & Alt		▲9510HD
Hose - Upper		☉<20958	Belt - A.C.		▲9463HD
		or ●26502			
Hose - Lower - Eng. To Pipe; (1 1/2" I.D.)		24224			
Hose - Lower - Pipe To Rad.; (1 1/2" I.D.)		24224			
560			FarmTrac 45		
UTB 4-Cyl. 191 Diesel			Ford 3-Cyl. 175 Diesel		
1979-1976			2000-1999		
Belt - Fan & Alt.; W/45 1/8" Belt O.C.		7450	Belt - Fan & Alt.	1405	7405
Belt - Fan & Alt.; W/55 5/8" Belt O.C.		7555			
Hose - Lower - Eng. To Pipe; (1 1/2" I.D.)		24224			
Hose - Lower - Pipe To Rad.; (1 1/2" I.D.)		24224			
Hose - By Pass		☉<20782			
610			FarmTrac 60		
UTB 4-Cyl. 219 Diesel			Ford 3-Cyl. 192 Diesel		
1994-1979			2003-1997		
Belt - Fan & Alt		7450	Belt - Fan & Alt.	1405	7405
Hose - Upper		☉<20958			
		or ●26502			
Hose - Lower - Eng. To Pipe; (1 1/2" I.D.)		24224			
Hose - Lower - Pipe To Rad.; (1 1/2" I.D.)		24224			
900			LandTrac 280		
Zetor 4-Cyl. 278 Diesel			Mitsubishi 4-Cyl. 92 Diesel		
1977-1974			2000-1998		
Belt - Fan & Alt		▲9505HD	Belt - Fan & Alt.	MD041704	7380
Hose - Upper		●26504			
Hose - Lower - Eng. To Pipe		☉<20065			
			LandTrac 360		
			Mitsubishi 4-Cyl. 107 Diesel		
			2003-1998		
			Belt - Fan & Alt.	MD041704	7380
			R9500		
			Perkins 6-Cyl. 354 Diesel		
			1975-1972		
			Belt - Fan & Alt.		▲9590HD
			Hose - Upper		☉<20611
					or ●26508
			Hose - Lower - Eng. To Pipe		☉<20882
			Hose - Lower - Pipe To Rad.		☉<20685

● Vulco-Flex® Coolant Hose.
 ▲ Standard Belt May Also Be Available.

☉< Cut to Fit.

Agricultural Equipment

Belts and Coolant Hose for Tractors

Application	Mfr. No.	Part No.	Application	Mfr. No.	Part No.
M-R-S			MAHINDRA - Continued		
A80			5005		
GM 2-Cyl. 284 Diesel			Mahindra 4-Cyl. 154 Diesel		
1970-1964			1999-1998		
Belt - Fan	3224368	TR34545	Belt - Alt.	5556085R1	AX31
Belt - Alt.		TR22363	5500		
Hose - Upper		●26512	Mahindra 4-Cyl. 186 Diesel		
Hose - Lower		●26512	2007-2003		
MAHINDRA			Belt - Fan & Alt.		
475			20325E05		
Mahindra 3-Cyl. 115 Diesel			▲9455HD		
1999-1997			6000		
Belt - Alt.	5556085R1	AX31	Mahindra 4-Cyl. 195 Diesel		
Belt - Fan	5554153R1	TR22358	2007-1999		
485			Belt - Fan & Alt.		
Mahindra 4-Cyl. 146 Diesel			20325E05		
1997			▲9455HD		
Belt - Alt.	5556085R1	AX31	6500		
Belt - Fan	5554153R1	TR22358	Mahindra 4-Cyl. 216 Diesel		
575			2007-2003		
Mahindra 4-Cyl. 154 Diesel			Belt - Fan & Alt.		
1998-1996			20325E05		
Belt - Alt.	5556085R1	AX31	▲9455HD		
Belt - Fan	5554153R1	TR22358	C27; C35		
2815			Mahindra 3-Cyl. 115 Diesel		
Mahindra 3-Cyl. 91 Diesel			2003		
2008-2005			Belt - Alt.		
Belt - Fan		▲9370HD	5556085R1		
3215			AX31		
Mahindra 3-Cyl. 91 Diesel			E350		
2007-2005			Mahindra 3-Cyl. 115 Diesel		
Belt - Fan		▲9370HD	2003-2000		
3505			Belt - Alt.		
Mahindra 3-Cyl. 115 Diesel			5556085R1		
2003-2000			AX31		
Belt - Alt.			4005		
4005			Mahindra 4-Cyl. 146 Diesel		
Mahindra 4-Cyl. 146 Diesel			1999-1998		
1999-1998			Belt - Alt.		
Belt - Alt.	5556085R1	AX31	4500		
4500			Mahindra 3-Cyl. 146 Diesel		
Mahindra 3-Cyl. 146 Diesel			2005-2000		
2005-2000			Belt - Fan & Alt.		
Belt - Fan & Alt.	20325E05	▲9455HD	4505		
4505			Mahindra 4-Cyl. 154 Diesel		
Mahindra 4-Cyl. 154 Diesel			1999-1998		
1999-1998			Belt - Alt.		
Belt - Alt.	5556085R1	AX31	4530		
4530			Mahindra 3-Cyl. 146 Diesel		
Mahindra 3-Cyl. 146 Diesel			2008-2005		
2008-2005			Belt - Fan & Alt.		
Belt - Fan & Alt.	20325E05	▲9455HD	Perkins 3-Cyl. 152		
			1976-1966		
			Belt - Fan & Alt.		
			517456M1		
			▲9500HD		
			Hose - Upper; (1 1/2" I.D.)		
			24224		
			Hose - Lower		
			●25476		
			Hose - By Pass; (1 1/8" I.D.)		
			24218		
			Perkins 3-Cyl. 153 Diesel		
			1976-1966		
			Belt - Fan & Alt.		
			517456M1		
			▲9500HD		
			Hose - Upper; (1 1/2" I.D.)		
			24224		
			Hose - Lower		
			or ●25477		
			24218		
			20 Industrial		
			Perkins 3-Cyl. 152		
			1982-1976		
			Belt - Fan & Alt.		
			539735M1		
			▲9435HD		
			Perkins 3-Cyl. 153 Diesel		
			1982-1976		
			Belt - Fan & Alt.		
			531371M1		
			▲9525HD		
			20C Industrial		
			Perkins 3-Cyl. 153 Diesel		
			1976-1975		
			Belt - Fan & Alt.		
			843198M1		
			▲9525HD		
			20D Industrial		
			Perkins 3-Cyl. 153 Diesel		
			1992-1983		
			Belt - Fan & Alt.		
			1682680M1		
			▲9510HD		
			Hose - Upper; (1 1/2" I.D.)		
			24224		

● Vulco-Flex® Coolant Hose.
 < Cut to Fit.

▲ Standard Belt May Also Be Available.

Belts and Coolant Hose for Tractors

Application	Mfr. No.	Part No.	Application	Mfr. No.	Part No.
MASSEY FERGUSON - Continued			MASSEY FERGUSON - Continued		
20D Industrial - Continued			35 - Continued		
Perkins 3-Cyl. 153 Diesel - Continued			Perkins 3-Cyl. 153 Diesel - Continued		
1992-1983 - Continued			1963-1960 - Continued		
Hose - Lower		☞21794	Hose - Upper; (1 1/2" I.D.)		24224
	or	●25476	Hose - Lower		☞20226
Hose - By Pass; (1 1/8" I.D.)		24218		or	●25477
			Hose - By Pass; (1 1/8" I.D.)		24218
25			40		
Perkins 4-Cyl. 107 Diesel			Continental 4-Cyl. 134		
1965-1963			1984-1956		
Belt - Fan & Alt.	966427M1	▲9390HD	Belt - Fan & Alt.	517456M1	▲9500HD
Hose - Upper; (1 1/2" I.D.)		24224	Hose - Upper		●25476
30			Perkins 3-Cyl. 153 Diesel		
Continental 4-Cyl. 212			1984-1956		
1976-1970			Belt - Fan & Alt.		
Belt - Fan & Alt.	843198M1	▲9525HD	Belt - Fan & Alt.	517456M1	▲9500HD
Hose - Upper; (1 1/2" I.D.)		24224	Hose - Upper		●25473
Perkins 4-Cyl. 203 Diesel			Hose - By Pass		
1976-1970			☞20801		
Belt - Fan & Alt.	186976M1	▲9490HD	40B Industrial		
Hose - Upper; (1 1/2" I.D.)		24224	Perkins 3-Cyl. 153 Diesel		
30 Industrial			1982-1976		
Perkins 4-Cyl. 203			Belt - Fan & Alt.		
1972-1970			517344M2		
Hose - Upper		●25476	▲9540HD		
Hose - Lower		☞20945	50		
	or	●25474	Continental 4-Cyl. 134		
Perkins 4-Cyl. 212 Diesel			1965-1958		
1972-1970			Belt - Fan & Alt.		
Belt - Fan & Alt.	531371M1	▲9525HD	Belt - Fan & Alt.	513890M1	▲9451HD
Hose - Upper		☞20065	Belt - Fan & Gen.	509572M1	▲9425HD
	or	●25473	Hose - Upper; (1 1/2" I.D.)		24224
Hose - By Pass; (1" I.D.)		24216	Hose - Lower		●25478
30B Industrial			Perkins 3-Cyl. 153 Diesel		
Continental 4-Cyl. 162			1965-1958		
1982-1976			Belt - Fan & Alt./Gen.		
Belt - Fan & Alt.	539735M1	▲9435HD	Belt - Fan & Alt./Gen.	189789M1	▲9485HD
Hose - Upper		●25476	Hose - Upper; (1 1/2" I.D.)		24224
Hose - Lower		☞20945	Hose - By Pass; (1 1/8" I.D.)		24218
	or	●25474	50 Industrial		
Perkins 4-Cyl. 212 Diesel			Continental 4-Cyl. 193		
1982-1976			1976-1969		
Belt - Fan & Alt.	531371M1	▲9525HD	Belt - Fan & Alt.	513890M1	▲9451HD
Hose - Upper		☞20065	Belt - Fan & Gen.	509572M1	▲9425HD
	or	●25473	Perkins 4-Cyl. 203 Diesel		
Hose - By Pass; (1" I.D.)		24216	1976-1969		
31 Industrial			Belt - Fan & Alt.		
Perkins 4-Cyl. 236 Diesel			843198M1		
1977-1973			▲9525HD		
Belt - Fan & Alt.	513833M1	▲9520HD	Belt - Fan & Gen.		
			186750M2		
			▲9476HD		
35			50C Industrial; 50D Industrial		
Continental 4-Cyl. 134			Perkins 4-Cyl. 236 Diesel		
1963-1960			1983-1976		
Belt - Fan & Alt./Gen.	509572M1	▲9425HD	Belt - Fan & Alt.		
Hose - Upper; (1 1/2" I.D.)		24224	517344M2		
Hose - Lower		☞20416	▲9540HD		
	or	●25477	50F		
Perkins 3-Cyl. 153 Diesel			Perkins 3-Cyl. 184 Diesel		
1963-1960			1987-1983		
Belt - Fan & Alt./Gen.	186976M1	▲9490HD	Belt - Fan & Alt.		
			1446201M1		
			▲9505HD		
35			65		
Continental 4-Cyl. 134			Continental 4-Cyl. 176		
1963-1960			1965-1957		
Belt - Fan & Alt./Gen.	509572M1	▲9425HD	Belt - Fan & Alt./Gen.		
Hose - Upper; (1 1/2" I.D.)		24224	184526M1		
Hose - Lower		☞20416	Hose - Upper; (1 1/2" I.D.)		
	or	●25477	24224		
Perkins 3-Cyl. 153 Diesel			Hose - Lower		
1963-1960			●25478		
Belt - Fan & Alt./Gen.	186976M1	▲9490HD			

☞ Cut to Fit.
 ▲ Standard Belt May Also Be Available.

● Vulco-Flex® Coolant Hose.

Agricultural Equipment

Belts and Coolant Hose for Tractors

Application	Mfr. No.	Part No.	Application	Mfr. No.	Part No.
MASSEY FERGUSON - Continued			MASSEY FERGUSON - Continued		
65 - Continued			135 - Continued		
Perkins 4-Cyl. 203 Diesel			Perkins 3-Cyl. 152 Diesel - Continued		
1965-1957			1975-1964 - Continued		
Belt - Fan & Alt./Gen.	186750M2	▲9476HD	Belt - Fan & Alt.; Special; Ser. No. 9A38905 & After	843198M1	▲9525HD
Hose - Upper		●25527	Hose - Upper; (1 1/2" I.D.)		24224
Hose - Lower		●25478	Hose - Lower		☉20226
Hose - By Pass - W.P. To Pipe		☉20267	Hose - By Pass; Molded Hose		☉20801
Hose - By Pass - W.P. To Intake Manifold; (1" I.D.)		24216	Hose - By Pass; Strt. Hose(1 1/8" I.D.)		24218
85			150		
Continental 4-Cyl. 242			Continental 4-Cyl. 145		
1962-1958			1975-1964		
Belt - Fan & Gen.	185223M1	▲9530HD	Belt - Fan & Gen.	509572M1	▲9425HD
Hose - Upper; (1 5/8" I.D.)		24226	Hose - Upper		☉20416
Hose - Lower		☉21794	Hose - Lower		●25474
		or ●25476			●25478
Perkins 4-Cyl. 242 Diesel			Continental 4-Cyl. 152		
1961-1958			1975-1964		
Belt - Fan & Gen.	190083M1	▲9510HD	Belt - Fan & Gen.	509572M1	▲9425HD
Hose - Upper; (1 5/8" I.D.)		☉24926	Hose - Upper		☉20416
			Hose - Lower		or ●25474
					●25478
88			Perkins 3-Cyl. 153 Diesel		
Continental 4-Cyl. 276			1975-1964		
1962-1959			Belt - Fan & Alt.		
Belt - Fan & Gen.	185223M1	▲9530HD	Belt - Fan & Gen.	517344M1	▲9540HD
Hose - Upper; (1 5/8" I.D.)		24226	Belt - Fan & Gen.	186976M1	▲9490HD
Hose - Lower		☉21794	Hose - Upper		☉21794
		or ●25476	Hose - Lower		or ●25474
			Hose - Lower		●25478
Perkins 4-Cyl. 277 Diesel			Hose - By Pass; Molded Hose		
1962-1959			Hose - By Pass; Strt. Hose(1 1/8" I.D.)		
Belt - Fan & Gen.	190083M1	▲9510HD			24218
Hose - Upper; (1 5/8" I.D.)		☉24926			
90			154-4		
Continental 4-Cyl. 242			Perkins 3-Cyl. 153 Diesel		
1965-1962			1981-1980		
Belt - Fan & Gen.	185223M1	▲9530HD	Belt - Fan & Alt.; Ser. No. 2612418 & After	1446203M1	▲9490HD
Hose - Upper; (1 5/8" I.D.)		24226			
Perkins 4-Cyl. 302 Diesel			165		
1965-1962			Continental 4-Cyl. 176		
Belt - Fan & Gen.	190083M1	▲9510HD	1975-1964		
Hose - Upper; (1 5/8" I.D.)		☉24926	Belt - Fan & Gen.	189789M1	▲9485HD
Hose - Lower		☉21794	Hose - Upper; W/Row Crop Style		☉20065
		or ●25480	Hose - Upper; W/Tricycle Style		or ●25473
Hose - By Pass		☉20267	Hose - Lower; W/Row Crop Style		●25476
			Hose - Lower; W/Tricycle Style		●25473
					●25474
135			Perkins 4-Cyl. 204 Diesel		
Continental 4-Cyl. 145			1975-1964		
1975-1964			Belt - Fan & Alt.		
Belt - Fan & Gen.	509572M1	▲9425HD	Belt - Fan & Gen.	186976M1	▲9490HD
Hose - Upper		●25472	Belt - Fan & Gen.	186750M2	▲9476HD
Hose - Lower		☉20416	Hose - Upper; W/Row Crop Style		☉20065
		or ●25473	Hose - Upper; W/Tricycle Style		☉21660
			Hose - Lower; W/Row Crop Style		or ●25476
			Hose - Lower; W/Row Crop Style		or ●25476
			Hose - By Pass; Molded Hose		☉20267
			Hose - By Pass; Strt. Hose(1" I.D.)		24216
Perkins 3-Cyl. 152			Perkins 4-Cyl. 212		
1975-1969			1975-1964		
Belt - Fan & Gen.	509572M1	▲9425HD	Belt - Fan & Gen.	189789M1	▲9485HD
Hose - Upper		●25472	Hose - Upper; W/Row Crop Style		☉20065
Hose - Lower		☉20416	Hose - Upper; W/Tricycle Style		or ●25473
		or ●25473	Hose - Upper; W/Tricycle Style		●25476
			Hose - Lower; W/Row Crop Style		●25473
Perkins 3-Cyl. 152 Diesel			Hose - Lower; W/Row Crop Style		
1975-1964			Hose - Upper; W/Tricycle Style		
Belt - Fan & Gen.; Ser. No. 9A38904 & Before	186976M1	▲9490HD			●25473
Belt - Fan & Alt.; W/Orchard Style; Ser. No. 9A38905 & After	517456M1	▲9500HD			

▲ Standard Belt May Also Be Available.
☉ Cut to Fit.

● Vulco-Flex® Coolant Hose.
☉ Use Wire Inserted Green Stripe® Coolant Hose.

Belts and Coolant Hose for Tractors

Application	Mfr. No.	Part No.	Application	Mfr. No.	Part No.
MASSEY FERGUSON - Continued			MASSEY FERGUSON - Continued		
165 - Continued			202 Industrial - Continued		
Perkins 4-Cyl. 212 - Continued			Perkins 3-Cyl. 152 Diesel		
1975-1964 - Continued			1967-1958		
Hose - Lower; W/Tricycle Style		●25474	Belt - Fan & Alt.	509572M1	▲9425HD
175			203 Industrial		
Continental 4-Cyl. 206			Perkins 3-Cyl. 152 Diesel		
1975-1964			1967-1961		
Belt - Fan & Gen.	189789M1	▲9485HD	Belt - Fan & Alt.	186976M1	▲9490HD
Hose - Upper		☞<20065	204 Industrial		
		or ●25473	Perkins 3-Cyl. 152 Diesel		
Hose - Lower		●25473	1967-1959		
Perkins 4-Cyl. 236			Belt - Fan & Alt.		
1975-1964			509572M1		
Belt - Fan & Alt.	843198M1	▲9525HD	▲9425HD		
Hose - Upper		☞<20355	205		
		or ●25474	Toyosha 2-Cyl. 65 Diesel		
Hose - Lower; Ser. No. 9A67214 & Before		☞<21794	1984-1978		
		or ●25476	Belt - Fan & Gen.		
Hose - Lower; Ser. No. 9A67215 & After		●25473	3281495M1		
Perkins 4-Cyl. 236 Diesel			▲9370HD		
1975-1964			Hose - Lower		
Belt - Fan & Alt.	513833M1	▲9520HD	●25252		
Belt - Fan & Gen.; Ser. No. 9A40276 & Before	186750M2	▲9476HD	205 Industrial		
Belt - Fan & Gen.; Ser. No. 9A40277 & After	190083M1	▲9510HD	Toyosha 2-Cyl. 65 Diesel		
Hose - Upper		20355	1969-1961		
		or ●25474	Belt - Fan & Gen.		
Hose - Lower; W/1 1/2" O.D. Rad. Spout		☞<20993	186976M1		
		or ●25476	▲9490HD		
Hose - Lower; W/1 3/4" O.D. Rad. Spout		☞<20558	205-4		
		or ●26502	Toyosha 2-Cyl. 65 Diesel		
180			1984-1979		
Continental 4-Cyl. 206			Belt - Fan & Gen.		
1975-1964			3281495M1		
Belt - Fan & Gen.	505995M2	▲9447HD	▲9370HD		
Hose - Upper		☞<20626	Hose - Lower		
		or ●25480	●25252		
Perkins 4-Cyl. 236			1978		
1975-1965			Belt - Fan & Alt.		
Belt - Fan & Gen.	186976M1	▲9490HD	3280157M1		
Hose - Upper		☞<20626	▲9400HD		
		or ●25480	Belt - Fan & Gen.		
Perkins 4-Cyl. 236 Diesel			3281495M1		
1975-1964			Hose - Upper		
Belt - Fan & Gen.; Ser. No. 9A40276 & Before	186750M2	▲9476HD	☞<20065		
Belt - Fan & Gen.; Ser. No. 9A40277 & After	512951M1	▲9500HD	or ●25472		
Hose - Upper; W/1 1/2" O.D. Rad. Spout		☞<20626	☞<21794		
		or ●25480	or ●25476		
Hose - Upper; W/1 3/4" O.D. Rad. Spout		●26612	210		
184-4			Toyosha 2-Cyl. 77 Diesel		
Perkins 4-Cyl. 236 Diesel			1984-1978		
1981-1976			Belt - Fan & Alt.		
Belt - Fan & Gen.	1446980M1	▲9476HD	3280157M1		
202 Industrial			▲9400HD		
Continental Z134			Hose - Upper		
1967-1958			☞<20065		
Belt - Fan & Alt.	509572M1	▲9425HD	or ●25472		
202 Industrial			☞<21794		
220; 220-4			or ●25476		
Toyosha 2-Cyl. 90 Diesel			210		
1984-1978			Toyosha 2-Cyl. 77 Diesel		
Belt - Fan & Alt.	3280157M1	▲9400HD	1984-1979		
230			Belt - Fan & Alt.		
Continental 4-Cyl. 145			3280157M1		
1983-1976			▲9400HD		
Belt - Fan & Alt.	539735M1	▲9435HD	Hose - Upper		
Hose - Upper; Ser. No. 9A243082 & After		●25473	☞<20065		
			or ●25472		
			☞<21794		
			or ●25476		

● Vulco-Flex® Coolant Hose.
☞< Cut to Fit.

▲ Standard Belt May Also Be Available.

Belts and Coolant Hose for Tractors

Application	Mfr. No.	Part No.	Application	Mfr. No.	Part No.
MASSEY FERGUSON - Continued			MASSEY FERGUSON - Continued		
230 - Continued			254 - Continued		
Perkins 3-Cyl. 153 Diesel			Perkins 3-Cyl. 153 Diesel - Continued		
1983-1976			1987-1982 - Continued		
Belt - Fan & Alt.	531371M1	▲9525HD	Hose - Upper; (1 3/4" I.D.)		24228
Hose - Upper		●25473	Hose - By Pass; (1 1/8" I.D.)		24218
Hose - Lower - Eng. To Pipe; (1 1/2" I.D.)		24224			
Hose - Lower - Pipe To Rad.		⊗20267			
231 Special			255		
Perkins 3-Cyl. 153 Diesel			Continental 4-Cyl. 212		
1999-1989			1982-1975		
Belt - Fan & Alt.; W/45 3/8" Belt O.C.		▲9451HD	Belt - Fan & Alt.	531371M1	▲9525HD
Belt - Fan & Alt.; W/47 3/8" Belt O.C.	773300M1	▲9470HD	Hose - Lower		⊗20945
Hose - Lower		⊗21660			or ●25474
235			Perkins 4-Cyl. 203 Diesel		
Continental 4-Cyl. 145			1982-1975		
1976-1975			Belt - Fan & Alt.	532527M1	▲9490HD
Belt - Fan & Alt.	539735M1	▲9435HD			
Hose - Upper; Ser. No. 9A243082 & After		●25473	Perkins 4-Cyl. 236 Diesel		
Perkins 3-Cyl. 153 Diesel			1982-1975		
1976-1975			Belt - Fan & Alt.	517344M2	▲9540HD
Belt - Fan & Alt.	531371M1	▲9525HD			
Hose - Upper		●25473	265		
Hose - Lower - Eng. To Pipe; (1 1/2" I.D.)		24224	Continental 4-Cyl. 236		
Hose - Lower - Pipe To Rad.		⊗20267	1983-1975		
240			Hose - Upper		
Perkins 3-Cyl. 153 Diesel			Hose - Lower		
1999-1983					⊗20355
Belt - Fan & Alt.	1682680M1	▲9510HD			or ●25477
Hose - Upper; (1 1/2" I.D.)		24224			⊗20945
Hose - Lower		●25477			or ●25474
245			Perkins 4-Cyl. 236 Diesel		
Continental 4-Cyl. 145			1983-1975		
1983-1976			Belt - Fan & Alt.	517344M2	▲9540HD
Belt - Fan & Alt.	539735M1	▲9435HD	Hose - Upper		⊗20355
Hose - Lower		⊗20267			or ●25477
Perkins 3-Cyl. 153 Diesel			Hose - Lower		
1983-1976					or ●25474
Belt - Fan & Alt.	531371M1	▲9525HD	Perkins 4-Cyl. 236 Diesel		
Hose - Upper		⊗20065	1983-1975		
		or ●25526	Belt - Fan & Alt.		
Hose - Lower		or 20355	Hose - Upper		
		or ●25477	Hose - Lower		
Hose - By Pass; Molded Hose		⊗20267	Hose - Lower		
Hose - By Pass; Strt. Hose(1 1/8" I.D.)		24218	⊗20993		
250			270		
Perkins 3-Cyl. 152 Diesel			Perkins 4-Cyl. 236 Diesel		
1986-1983			1986-1983		
Belt - Fan & Alt.	1682680M1	▲9510HD	Belt - Fan & Alt.		
Hose - Upper; (1 1/2" I.D.)		24224	Hose - Lower		
Hose - Lower		●25477	1809095M2		
253			▲9590HD		
Perkins 3-Cyl. 153 Diesel			●26502		
1998-1988			274		
Belt - Fan & Alt.		▲9463HD	Perkins 4-Cyl. 236 Diesel		
Hose - Upper; (1 1/2" I.D.)		24224	1987-1982		
Hose - By Pass; (1 1/4" I.D.)		24220	Belt - Fan & Alt.		
254			1446980M1		
Perkins 3-Cyl. 153 Diesel			▲9476HD		
1987-1982			275		
Belt - Fan & Alt.	1446203M1	▲9490HD	Perkins 4-Cyl. 248 Diesel		
			1983-1975		
			Belt - Fan & Alt.		
			517344M2		
			▲9540HD		
			Hose - Upper		
			⊗20355		
			or ●25477		
			Hose - Lower		
			⊗20993		
			283 Special		
			Perkins 4-Cyl. 248 Diesel		
			1998-1985		
			Belt - Fan & Alt.		
			532779M92		
			⊗7520		
			285		
			Perkins 4-Cyl. 318 Diesel		
			1982-1974		
			Belt - Fan & Alt.		
			532779M92		
			⊗7520		
			Hose - Upper		
			⊗20611		
			or ●26509		
			Hose - Lower		
			⊗21256		
			or ●26501		
			Hose - By Pass		
			⊗20357		

▲ Standard Belt May Also Be Available.
⊗ Cut to Fit.

● Vulco-Flex® Coolant Hose.
⊗ Two Required.

Belts and Coolant Hose for Tractors

Application	Mfr. No.	Part No.	Application	Mfr. No.	Part No.
MASSEY FERGUSON - Continued			MASSEY FERGUSON - Continued		
290			374		
Perkins 4-Cyl. 248 Diesel			Perkins 4-Cyl. 236 Diesel		
1986-1983			1999-1989		
Belt - Fan & Alt.	517344M2	▲9540HD	Belt - Fan & Alt.; W/46 1/2" Belt O.C. .	3637595M1	②▲9463HD
294			Belt - Fan & Alt.; W/47 1/2" Belt O.C. .	3637597M1	②▲9476HD
Perkins 4-Cyl. 248 Diesel			375		
1989-1982			Perkins 4-Cyl. 236 Diesel		
Belt - Fan & Alt.	1446980M1	▲9476HD	1998-1987		
Hose - Lower		●26502	Belt - Fan & Alt.	1693745M1	▲9585HD
302 Industrial			Belt - A.C.	1690692M1	▲9415HD
Continental 4-Cyl. 193			383		
1966-1962			Perkins 4-Cyl. 248 Diesel		
Belt - Fan & Gen.	509572M1	▲9425HD	1998-1986		
Hose - Upper; (1 1/2" I.D.)		24224	Belt - Fan & Alt.	1693745M1	▲9585HD
Perkins 4-Cyl. 203 Diesel			Belt - A.C.	1690692M1	▲9415HD
1966-1962			384		
Belt - Fan & Alt.	512747M1	▲9530HD	Perkins 4-Cyl. 236 Diesel		
Belt - Fan & Gen.	186750M1	▲9476HD	1998-1989		
Hose - Lower		●25478	Belt - Fan & Alt.; W/46 1/2" Belt O.C. .	3637595M1	②▲9463HD
303 Industrial			Belt - Fan & Alt.; W/47 1/2" Belt O.C. .	3637597M1	②▲9476HD
Perkins 4-Cyl. 208			390		
1960-1958			Perkins 4-Cyl. 248 Diesel		
Belt - Fan & Gen.	764926M1	▲9435HD	1998-1987		
Belt - Hyd. Pump		▲9470HD	Belt - Fan & Alt.		▲9585HD
Hose - Upper; Ser. No. 1270 & Before		⊘<20957	Belt - A.C.		▲9415HD
		or ●26603	390T		
Hose - Upper; Ser. No. 1271 & After		⊘<20957	Perkins 4-Cyl. 236 Diesel		
		or ●26501	1998-1989		
Hose - Lower; Ser. No. 1270 & Before		⊘<20357	Belt - Fan & Alt.	1686615M91	②7590
Hose - Lower; Ser. No. 1271 & After(1 3/4" I.D.)		24228	Belt - A.C.		▲9365HD
304			393		
Continental 4-Cyl. 193			Perkins 4-Cyl. 236 Diesel		
1966-1962			1998-1992		
Belt - Fan & Gen.	509572M1	▲9425HD	Belt - Fan & Alt.	3381364M91	②7525
Hose - Upper; (1 1/2" I.D.)		24224	394		
Perkins 4-Cyl. 203 Diesel			Perkins 4-Cyl. 248 Diesel		
1966-1962			1999-1989		
Belt - Fan & Alt.	512747M1	▲9530HD	Hose - Upper; (4 1/2" I.D.)		
Belt - Fan & Gen.	186750M1	▲9476HD			
Hose - Lower		●25478	396		
354			Perkins 6-Cyl. 365 Diesel		
Perkins 3-Cyl. 152 Diesel			1998-1992		
1999-1994			Belt - Fan & Alt.	3381364M91	②7525
Hose - Upper; (1 3/4" I.D.)		24428	Hose - Upper		●26510
Hose - By Pass - Eng. To W.P.		21528	Hose - By Pass; (1 3/4" I.D.)		24228
Hose - By Pass - W.P. To Tee; (1 1/4" I.D.)		24220	398		
356			Perkins 4-Cyl. 236 Diesel		
Continental 4-Cyl. 193			1997-1987		
1966-1961			Belt - Fan & Alt.; W/25/64" Belt T.W. .	1686615M91	②7590
Belt - Fan & Gen.	509572M1	▲9425HD	Belt - Fan & Alt.; W/1/2" Belt T.W.		②▲9590HD
Hose - Upper; (1 1/2" I.D.)		24224	Belt - A.C.		▲9365HD
Hose - Lower		●25478	399		
Perkins 4-Cyl. 203 Diesel			Perkins 6-Cyl. 354 Diesel		
1966-1961			1990-1987		
Belt - Fan & Gen.	186750M2	▲9476HD	Belt - Fan & Alt.		②▲9565HD
362			Hose - Upper		●26510
Perkins 4-Cyl. 236 Diesel			Hose - By Pass; (2" I.D.)		24232
1998-1990					
Belt - Fan & Alt.	3612115M1	▲9451HD			

▲ Standard Belt May Also Be Available.
⊘< Cut to Fit.

● Vulco-Flex® Coolant Hose.
② Two Required.

Belts and Coolant Hose for Tractors

Agricultural Equipment

Application	Mfr. No.	Part No.
MASSEY FERGUSON - Continued		
399 - Continued		
Perkins 6-Cyl. 365 Diesel		
1998-1991		
Belt - Fan & Alt.		②▲9565HD
Hose - Upper		●26510
Hose - By Pass; (2" I.D.)		24232
563		
Perkins 3-Cyl. 202 Diesel		
2008-2006		
Belt - Fan	3637306M91	②▲9505HD
670		
Perkins 4-Cyl. 236 Diesel		
1986-1983		
Belt - Fan & Alt.	1686614M91	②7541
Belt - Fan To A.C.		▲9405HD
690		
Perkins 4-Cyl. 248 Diesel		
1986-1983		
Belt - Fan & Alt.	1686614M91	②7541
Belt - Fan To A.C.		▲9405HD
Hose - Upper		✂21794
		or ●25478
Hose - Lower		●25480
698		
Perkins 4-Cyl. 318 Diesel		
1986-1983		
Belt - Fan & Alt.	1686615M91	②7590
Belt - A.C.		②▲9420HD
Hose - Upper		✂21379
		or ●26515
1001		
Continental 4-Cyl. 208		
1961-1958		
Belt - Fan & Gen.	764926M1	▲9435HD
Hose - Upper		✂20957
		or ●26603
Hose - Lower; Ser. No. 100381 & Before(1 3/4" I.D.)		24428
Hose - Lower; Ser. No. 100382 & After		✂20357
		or ●26601
1010		
Toyosha 3-Cyl. 53 Diesel		
1994-1982		
Belt - Fan & Alt.	3284081M1	▲9360HD
Hose - Upper		●25249
Hose - Lower		●25252
1020		
Toyosha 3-Cyl. 69 Diesel		
1994-1983		
Belt - Fan & Alt.		▲9380HD
1030		
Toyosha 3-Cyl. 87 Diesel		
1994-1984		
Belt - Fan & Alt.; W/41 3/4" Belt O.C.		▲9415HD
Belt - Fan & Alt.; W/42 1/4" Belt O.C.		▲9420HD
1035		
Toyosha 3-Cyl. 92 Diesel		
1991-1986		
Belt - Fan & Alt.		▲9451HD

② Two Required.
● Vulco-Flex® Coolant Hose.

Application	Mfr. No.	Part No.
MASSEY FERGUSON - Continued		
1045		
Toyosha 3-Cyl. 122 Diesel		
1991-1986		
Belt - Fan & Alt.		▲9430HD
1080		
Perkins 4-Cyl. 318 Diesel		
1972-1967		
Belt - Fan & Alt.; W/A.C.	522061M91	②7603
Belt - Fan & Alt.; W/O A.C.	516467M1	▲9605HD
Belt - A.C.	522063M1	▲9440HD
Hose - Upper; W/O A.C.		✂20611
		or ●26509
Hose - Lower; W/O A.C.		●26505
Hose - By Pass		✂20801
1085		
Perkins 4-Cyl. 318 Diesel		
1979-1972		
Belt - Fan & Alt.	529900M91	②7597
Hose - Upper; W/O A.C.		✂20611
		or ●26509
Hose - Lower; W/O A.C.		●26505
Hose - By Pass		✂20801
1100		
Perkins 6-Cyl. 354 Diesel		
1972-1964		
Belt - Fan & Alt.; W/A.C.; W/58 1/8"		
Belt O.C.	517951M91	②7575
Belt - Fan & Alt.; W/A.C.; W/59 1/8"		
Belt O.C.	521398M91	②7585
Belt - Fan & Alt.; W/O A.C.; W/57 1/4" Belt O.C.		▲9570HD
Belt - Fan & Alt.; W/O A.C.; W/58 1/8"		
Belt O.C.	517951M91	②7575
Belt - Fan & Alt.; W/O A.C.; W/58 1/4"		
Belt O.C.	513133M1	▲9580HD
Belt - A.C.	521110M1	▲9420HD
Hose - Upper		✂20611
		or ●26510
Hose - Lower; Ser. No. 9B17222 & Before		●26509
Hose - Lower; Ser. No. 9B17223 & After		●26508
Hose - By Pass		✂20685
Waukesha 6-Cyl. 320		
1972-1964		
Belt - Fan & Alt.	513116M1	▲9550HD
1105		
Perkins 6-Cyl. 354 Diesel		
1979-1972		
Belt - Fan & Alt.	517951M91	②7575
Belt - A.C.	529964M1	▲9430HD
Hose - Upper		✂21379
		or ●26510
Hose - Lower		●26509
Hose - By Pass; Molded Hose		✂20685
Hose - By Pass; Strt. Hose(2" I.D.)		24432
1130		
Perkins 6-Cyl. 354 Diesel		
1972-1964		
Belt - Fan & Alt.; Ser. No. 9B13589 & Before; W/Single Belt	503727M1	▲9570HD
Belt - Fan & Alt.; Ser. No. 9B13590 & After; W/Single Belt	513133M1	▲9580HD
Belt - Fan & Alt.; W/Dual Belts	517951M91	②7575
Belt - A.C.	521110M1	▲9420HD
Hose - Upper		✂20611

▲ Standard Belt May Also Be Available.
✂ Cut to Fit.

Belts and Coolant Hose for Tractors

Application	Mfr. No.	Part No.	Application	Mfr. No.	Part No.
MASSEY FERGUSON - Continued			MASSEY FERGUSON - Continued		
1130 - Continued			1505 - Continued		
Perkins 6-Cyl. 354 Diesel - Continued			Caterpillar V-8 636 Diesel - Continued		
1972-1964 - Continued			1977-1974 - Continued		
Hose - Upper		●26510	Hose - Upper		●26512
Hose - Lower; Ser. No. 9B16950 & Before		●26509	Hose - Lower		⊖20431
Hose - Lower; Ser. No. 9B16951 & After		●26508	1528		
Hose - By Pass; Molded Hose		⊖20685	Iseki 3-Cyl. 89 Diesel		
Hose - By Pass; Strt. Hose(2" I.D.)		24432	2006-2005		
1135			Belt - Alt		
Perkins 6-Cyl. 354 Diesel			▲9400HD		
1978-1972			1540		
Belt - Fan & Alt.	517951M91	⊗7575	Iseki 3-Cyl. 91 Diesel		
Hose - Upper		⊖21379	2006-2005		
		or ●26510	Belt - Alt		
Hose - Lower		●26509	▲9405HD		
Hose - By Pass; Molded Hose		⊖20685	1560		
Hose - By Pass; Strt. Hose(2" I.D.)		24432	Iseki 4-Cyl. 180 Diesel		
1140; 1145			2008-2006		
Iseki 3-Cyl. 91 Diesel			Belt - Fan		
1992-1991			▲9447HD		
Belt - Fan & Alt.	62136710070	▲9390HD	1800		
1150			Caterpillar V-8 636 Diesel		
Perkins V-8 511 Diesel			1974-1971		
1972-1967			Belt - Fan		
Belt - Fan & Alt.; W/A.C.	518505M1	▲9330HD	525833M1		
Belt - Fan & Alt.; W/O A.C.	518506M92	⊗7525	▲9485HD		
Belt - A.C.	521370M1	▲9470HD	Belt - W.P.		
Belt - Idler	521411M2	⊗7530	530328M1		
Hose - Upper; (2" I.D.)		⊗24432	Belt - Alt.		
Hose - Lower		●26508	⊗▲9650HD		
Hose - By Pass		⊖20046	Belt - A.C.; W/35 1/4" Belt O.C.		
1155			530329M1		
Perkins V-8 540 Diesel			Belt - A.C.; W/38 1/4" Belt O.C.		
1978-1972			533902M1		
Belt - Alt.; W/O A.C.	518505M1	▲9330HD	Hose - Upper		
Belt - Alt. & A.C.	521370M1	▲9465HD	⊖20206		
Belt - Fan	518506M92	⊗7525	or ●26515		
Hose - Upper; (2" I.D.)		⊗24432	1805		
Hose - Lower; W/14" Hose		●26521	Caterpillar V-8 636 Diesel		
Hose - Lower; W/17" Hose		⊖20401	1978-1974		
		or ●26522	Belt - Fan		
Hose - By Pass; Molded Hose		⊖20685	525833M1		
Hose - By Pass; Strt. Hose(1 3/4" I.D.)		24228	Belt - W.P.		
1500			530328M1		
Caterpillar V-8 573 Diesel			Belt - Alt.		
1974-1971			⊗▲9650HD		
Belt - Fan	525833M1	▲9485HD	Belt - A.C.; W/35 1/4" Belt O.C.		
Belt - W.P.	530328M1	▲9400HD	530329M1		
Belt - Alt.		⊗▲9650HD	Belt - A.C.; W/38 1/4" Belt O.C.		
Belt - A.C.; W/35 1/4" Belt O.C.	530329M1	▲9350HD	533902M1		
Belt - A.C.; W/38 1/4" Belt O.C.	533902M1	▲9380HD	Hose - Upper		
Hose - Upper		●26512	⊖20206		
Hose - Lower		⊖20206	or ●26515		
		or ●26515	1505		
1505			Caterpillar V-8 636 Diesel		
Caterpillar V-8 636 Diesel			1977-1974		
1977-1974			Belt - Fan		
Belt - Fan	525833M1	▲9485HD	525833M1		
Belt - W.P.	530328M1	▲9400HD	Belt - W.P.		
Belt - Alt.		⊗▲9650HD	530328M1		
Belt - A.C.; W/35 1/4" Belt O.C.	530329M1	▲9350HD	Belt - Alt.		
Belt - A.C.; W/38 1/4" Belt O.C.	533902M1	▲9380HD	⊗▲9650HD		
Hose - Upper		●26512	Belt - A.C.; W/35 1/4" Belt O.C.		
Hose - Lower		⊖20206	530329M1		
		or ●26515	Belt - A.C.; W/38 1/4" Belt O.C.		
			533902M1		
			Hose - Upper		
			⊖20206		
			or ●26515		
			Hose - Lower		
			⊖20431		
			2135 Turf; 2135 Utility		
			Perkins 3-Cyl. 153 Diesel		
			1968-1964		
			Belt - Fan & Gen.		
			186976M1		
			▲9490HD		
			Hose - Upper; (1 1/2" I.D.)		
			24224		
			Hose - Lower		
			●25477		
			Hose - By Pass; (1 1/2" I.D.)		
			24224		
			Perkins 4-Cyl. 134		
			1968-1964		
			Belt - Fan & Alt.		
			509572M1		
			▲9425HD		
			Belt - Fan & Gen.		
			181523M1		
			▲9430HD		
			Hose - Upper		
			●25472		
			Hose - Lower		
			⊖20416		
			or ●25473		
			24224		
			2200 Industrial		
			Perkins 3-Cyl. 152 Diesel		
			1970-1965		
			Belt - Fan & Gen.		
			186976M1		
			▲9490HD		
			Hose - Upper		
			●25476		
			Hose - By Pass; (1 1/4" I.D.)		
			24220		

● Vulco-Flex® Coolant Hose.
⊗ Two Required.

⊖ Cut to Fit.
▲ Standard Belt May Also Be Available.

Belts and Coolant Hose for Tractors

Agricultural Equipment

Application	Mfr. No.	Part No.
MASSEY FERGUSON - Continued		
2200 Industrial - Continued		
Perkins 4-Cyl. 134		
1970-1965		
Belt - Fan & Alt.	509572M1	▲9425HD
Belt - Fan & Gen.	181523M1	▲9430HD
Hose - Upper		●25476
2640		
Perkins 6-Cyl. 354 Diesel		
1983-1982		
Belt - Fan & Alt.		②▲9600HD
Belt - Fan	3045111M91	②▲9585HD
Belt - Alt.		▲9395HD
Belt - A.C.		▲9465HD
Hose - Upper		●26501
2675		
Perkins 6-Cyl. 354 Diesel		
1983-1978		
Belt - Fan	3045111M1	②▲9585HD
Belt - W.P. & Alt.; Ser. No. 9R8413 & Before	3320327M1	▲9400HD
Belt - W.P. & Alt.; Ser. No. 9R8414 & After	3040366M1	▲9395HD
Belt - A.C.; W/44 7/8" Belt O.C.		▲9447HD
Belt - A.C.; W/45 7/8" Belt O.C.	1614371M1	▲9455HD
Hose - Upper; (2" I.D.)		②24232
Hose - Lower		●26522
2705		
Perkins 6-Cyl. 354 Diesel		
1983-1978		
Belt - Fan & Alt.	3040950M91	A56
Belt - A.C.; Ser. No. 9R5659 & Before		▲9447HD
Belt - A.C.; Ser. No. 9R5660 & After ..	3324169M1	▲9480HD
Hose - Upper; (2" I.D.)		②24232
Hose - Lower		●26522
2745		
Perkins V-8 539 Diesel		
1983-1978		
Belt - Fan & Alt.	1613293M1	②7560
Belt - Fan	1613267M1	②▲9620HD
Belt - A.C.	3038999M1	▲9540HD
2770		
Perkins V-8 640 Diesel		
1983-1977		
Belt - Fan & Alt.	1613293M1	②7560
Belt - Fan	1613267M1	②▲9620HD
Belt - A.C.	3038999M1	▲9540HD
2775		
Perkins V-8 640 Diesel		
1983-1978		
Belt - Fan & Alt.	1613293M1	②7560
Belt - Fan	1613267M1	②▲9620HD
Belt - A.C.	3038999M1	▲9540HD
Hose - Upper		②●26520
2800		
Perkins V-8 640 Diesel		
1977-1976		
Belt - Fan & Alt.	1613293M1	②7560
Belt - Fan	1613267M1	②▲9620HD
Belt - A.C.	3038999M1	▲9540HD

▲ Standard Belt May Also Be Available.
② Two Required.

Application	Mfr. No.	Part No.
MASSEY FERGUSON - Continued		
2805		
Perkins V-8 640 Diesel		
1983-1978		
Belt - Fan & Alt.	1613293M1	②7560
Belt - Fan	1613267M1	②▲9620HD
Belt - A.C.	3038999M1	▲9540HD
Hose - Upper - Eng. To Pipe		②-20748
Hose - Upper - Pipe To Rad.		②-21194
		or ②●26519
3060		
Perkins 4-Cyl. 248 Diesel		
1993-1987		
Hose - Upper		②-21379
Hose - Lower		●26509
Hose - By Pass; (2" I.D.)		24232
3090		
Perkins 6-Cyl. 354 Diesel		
1991-1987		
Belt - Fan & Alt.; W/59 1/4" Belt O.C.		②▲9590HD
Belt - Fan & Alt.; W/60 1/4" Belt O.C.		②▲9600HD
Belt - Fan & A.C.		▲9440HD
Hose - Upper		②-21379
Hose - Lower		●26509
Hose - By Pass; (2" I.D.)		24232
3120		
Perkins 6-Cyl. 365 Diesel		
1993-1990		
Belt - Fan To A.C.		▲9485HD
Hose - Upper		②-21379
Hose - By Pass; (1 1/2" I.D.)		24224
3165 Industrial		
Continental 4-Cyl. 176		
1967-1964		
Belt - Fan & Gen.	189789M1	▲9485HD
Hose - Upper		②-20065
Hose - Lower		●25474
Hose - By Pass; Molded Hose		②-20267
Hose - By Pass; Strt. Hose(1" I.D.)		24216
Perkins 4-Cyl. 203 Diesel		
1967-1964		
Belt - Fan & Gen.	189789M1	▲9485HD
Hose - Upper		②-20065
Hose - Lower		●25474
Hose - By Pass; Molded Hose		②-20267
Hose - By Pass; Strt. Hose(1" I.D.)		24216
3505		
Perkins 6-Cyl. 354 Diesel		
1987-1984		
Belt - Fan & Alt.; W/39 7/8" Belt O.C. .	3040966M1	▲9395HD
Belt - Fan & Alt.; W/55 3/4" Belt O.C.		②▲9555HD
Belt - Fan & Alt.; W/58 3/4" Belt O.C. .	3045111M91	②▲9585HD
Belt - A.C.; W/42 3/4" Belt O.C.		▲9425HD
Belt - A.C.; W/45 3/4" Belt O.C.		▲9455HD
Belt - A.C.; W/47 1/4" Belt O.C.		▲9470HD
Hose - Upper; W/1 3/4" I.D. Rad. Spout		●26502
Hose - Upper; W/2" I.D. Rad. Spout		●26509
Hose - By Pass; (2" I.D.)		24232
3525; 3545		
Perkins 6-Cyl. 354 Diesel		
1987-1984		
Belt - Fan & Alt.; W/55 3/4" Belt O.C.		②▲9555HD

● Vulco-Flex® Coolant Hose.
② Cut to Fit.

Belts and Coolant Hose for Tractors

Application	Mfr. No.	Part No.	Application	Mfr. No.	Part No.
MASSEY FERGUSON - Continued			MASSEY FERGUSON - Continued		
3525; 3545 - Continued			4900 - Continued		
Perkins 6-Cyl. 354 Diesel - Continued			Cummins V-8 903 Diesel - Continued		
1987-1984 - Continued			1986-1980 - Continued		
Belt - Fan & Alt.; W/58 3/4" Belt O.C.	3045111M91	②▲9585HD	Belt - Fan & Alt.; Ser. No. 9D004281 & After	517344M1	▲9540HD
Belt - A.C.; W/42 3/4" Belt O.C.		▲9425HD	Belt - A.C.; Ser. No. 9D004000 & Before	595851M1	▲9560HD
Belt - A.C.; W/45 3/4" Belt O.C.		▲9455HD	Belt - A.C.; Ser. No. 9D004001 & After	512431M1	▲9580HD
Belt - A.C.; W/47 1/4" Belt O.C.		▲9470HD	Hose - Upper		②<21378
Hose - Upper; W/1 3/4" I.D. Rad. Spout		●26502			
Hose - Upper; W/2" I.D. Rad. Spout		●26509			
Hose - By Pass; (2" I.D.)		24232			
3625; 3635; 3645			5200		
Sisu 3-Cyl. 201 Diesel			Cummins 6-Cyl. 855 Diesel		
2007			1993-1989		
Belt - Fan & Alt.; Ser. No. S13002 & Before	VA205892	▲9510HD	Belt - Fan		③▲9510HD
			Belt - Alt.		②▲9565HD
			Belt - Fan To A.C.		▲9670HD
			Hose - Lower		●26531
3660			Detroit Diesel 6-Cyl. 774 Diesel		
Perkins 6-Cyl. 365 Diesel			1993-1989		
1995-1990			Belt - Fan		
Belt - Fan & Alt.		▲9640HD	Belt - Alt.		②▲9565HD
Belt - Fan To A.C.		②▲9455HD	Belt - Fan To A.C.		▲9670HD
Hose - Upper		<21379	Hose - Lower		●26531
Hose - By Pass; (1 1/2" I.D.)		24224			
4243			5435		
Perkins 4-Cyl. 244 Diesel			Perkins 4-Cyl. 268 Diesel		
2001-1997			2007		
Belt - Alt.		②▲9520HD	Belt - Fan & Alt.;	3780604M91	②▲9510HD
Belt - A.C.	1686883M1	▲9435HD			
4800			2006		
Cummins V-8 903 Diesel			Belt - Fan & Alt.; Ser. No. R012051 & Before		
1986-1980			Belt - Fan & Alt.; Exc. High Visibility Tractor; Ser. No. R033030 & Before		
Belt - Fan & Alt.; Ser. No. 9D003701 & Before	517456M1	▲9500HD	Belt - Fan & Alt.; Ser. No. R012052 & After	3780604M91	②▲9510HD
Belt - Fan & Alt.; Ser. No. 9D3702 Thru 9D004280	513833M1	▲9520HD			
Belt - Fan & Alt.; Ser. No. 9D004281 & After	517344M1	▲9540HD			
Belt - A.C.; Ser. No. 9D004000 & Before	595851M1	▲9560HD			
Belt - A.C.; Ser. No. 9D004001 & After	512431M1	▲9580HD			
Hose - Upper		●26527			
Hose - Lower		●26536			
4840; 4880			Perkins 4-Cyl. 269 Diesel		
Cummins V-8 903 Diesel			2009-2008		
1986-1978			Belt - Fan & Alt.;		
Belt - Fan & Alt.; Ser. No. 9D003701 & Before	517456M1	▲9500HD		3780604M91	②▲9510HD
Belt - Fan & Alt.; Ser. No. 9D3702 Thru 9D004280	513833M1	▲9520HD			
Belt - Fan & Alt.; Ser. No. 9D004281 & After	517344M1	▲9540HD			
Belt - A.C.; Ser. No. 9D004000 & Before	595851M1	▲9560HD			
Belt - A.C.; Ser. No. 9D004001 & After	512431M1	▲9580HD			
Hose - Upper		②<20731			
		or ②●26524			
4900			5465		
Cummins V-8 903 Diesel			Perkins 6-Cyl. 365 Diesel		
1986-1980			2007		
Belt - Fan & Alt.; Ser. No. 9D003701 & Before	517456M1	▲9500HD	Serpentine Belt - A.C.; W/Air Brake Compr.	4281725M1	K060642
Belt - Fan & Alt.; Ser. No. 9D3702 Thru 9D004280	513833M1	▲9520HD	Belt - A.C.; W/V-Belt Drive	4272496M1	▲9500HD
Belt - Fan & Alt.; Ser. No. 9D004281 & After	517344M1	▲9540HD	Belt - Fan; W/V-Belt Drive	3780606M91	②▲9560HD
Belt - A.C.; Ser. No. 9D004000 & Before	595851M1	▲9560HD			
Belt - A.C.; Ser. No. 9D004001 & After	512431M1	▲9580HD			
Hose - Upper		②<20731			
		or ②●26524			
4900			2006		
Cummins V-8 903 Diesel			Belt - A.C.		
Belt - Fan & Alt.; Ser. No. 9D003701 & Before	517456M1	▲9500HD	Belt - Fan	3780606M91	②▲9560HD
Belt - Fan & Alt.; Ser. No. 9D3702 Thru 9D004280	513833M1	▲9520HD			
4900			Perkins 6-Cyl. 402 Diesel		
Cummins V-8 903 Diesel			2009-2008		
1986-1980			Serpentine Belt - A.C.; W/Air Brake Compr.		
Belt - Fan & Alt.; Ser. No. 9D003701 & Before	517456M1	▲9500HD		4281725M1	K060642
Belt - Fan & Alt.; Ser. No. 9D3702 Thru 9D004280	513833M1	▲9520HD			
4900			6485		
Cummins V-8 903 Diesel			Sisu 6-Cyl. 402 Diesel		
1986-1980			2006-2004		
Belt - Fan & Alt.; Ser. No. 9D003701 & Before	517456M1	▲9500HD	Serpentine Belt - Accessory Drive; W/120A. Alt.	4273187M1	▲K080680HD
Belt - Fan & Alt.; Ser. No. 9D3702 Thru 9D004280	513833M1	▲9520HD	Serpentine Belt - Accessory Drive; W/150A. Alt.	4273188M1	▲K080685HD

② Two Required.
 ● Vulco-Flex® Coolant Hose.
 ③ Three Required.

▲ Standard Belt May Also Be Available.
 < Cut to Fit.

Agricultural Equipment

Belts and Coolant Hose for Tractors

Application	Mfr. No.	Part No.	Application	Mfr. No.	Part No.
MASSEY FERGUSON - Continued			MASSEY FERGUSON - Continued		
6490			MF300		
Sisu 6-Cyl. 402 Diesel			Perkins 4-Cyl. 248 Diesel		
2006-2004 Serpentine Belt - Accessory Drive; W/120A. Alt. 4273187M1			1977-1969 Belt - Fan & Alt.; Ser. No. 248UA14402L & Before ♣9470HD Belt - Fan & Alt.; Ser. No. 248UA17092 Thru 248UA88561 1446046M1 Ⓣ7470 Belt - Fan & Alt.; Ser. No. 248UA88561 & After Ⓣ7475 Hose - Upper ●26504 Hose - Lower Ⓢ<20957 or ●26603		
6499			MF2244		
Sisu 6-Cyl. 451 Diesel			Perkins 3-Cyl. 153 Diesel		
2009-2008 Serpentine Belt - Fan & Alt. 4284981M1			1971-1967 Belt - Fan 508560M1 ♣9370HD Belt - Fan To Alt. 508588M2 ♣9319HD		
7495			MASSEY HARRIS		
Sisu 6-Cyl. 402 Diesel			20		
2007-2004 Serpentine Belt - Fan & Alt.; W/120A. Alt. 4273187M1 ♣K080680HD Serpentine Belt - Fan & Alt.; W/150A. Alt. 4273188M1 ♣K080685HD			Continental 4-Cyl. 124		
8270			1948-1946 Belt - Fan & Gen. 33365A TR28423		
Valmet 6-Cyl. 513 Diesel			22		
2004-1999 Serpentine Belt - Accessory Drive V836859142			Continental 4-Cyl. 140		
8450 Tractor			1955-1948 Belt - Fan & Gen. 33365A TR28423		
Sisu 6-Cyl. 451 Diesel			33		
2009-2007 Serpentine Belt - A.C. 4281345M1 K080433HD Serpentine Belt - Fan & Alt. 4284981M1 K080718HD			Massey Harris 4-Cyl. 201		
2006-2005 Serpentine Belt - A.C. 4281345M1 K080433HD Serpentine Belt - Fan & Alt. 4275919M1 ♣K080765HD			1955-1952 Belt - Fan & Gen. 764926M1 ♣9435HD		
8460 Tractor			33D		
Sisu 6-Cyl. 451 Diesel			Massey Harris 4-Cyl. 201 Diesel		
2007 Serpentine Belt - A.C. 4281345M1 K080433HD Serpentine Belt - Fan & Alt. 4284981M1 K080718HD			1955-1952 Belt - Fan & Gen. 764926M1 ♣9435HD		
2006-2005 Serpentine Belt - A.C. 4281345M1 K080433HD Serpentine Belt - Fan & Alt. 4275919M1 ♣K080765HD			44		
8680			Massey Harris 4-Cyl. 259		
Cummins 6-Cyl. 8.3 L Diesel			1955-1946 Belt - Fan & Gen.; W/49 1/4" Belt O.C. 767356M1 ♣9490HD Belt - Fan & Gen.; W/50 1/8" Belt O.C. 35645A TR34495		
2005-1999 Belt - A.C. 71148120 ♣9510HD Belt - Clean Grain Elevator 71368809 C180 Belt - Tailings Drive 71367460 C100			44-6		
1998-1997 Belt - A.C. 71369747 ♣9480HD Belt - Clean Grain Elevator 71368809 C180 Belt - Tailings Drive 71367460 C100			Continental 6-Cyl. 226		
MF200			1951-1946 Belt - Fan & Gen. 34488A TR34467		
Perkins 3-Cyl. 153 Diesel			44D		
1976-1966 Belt - Fan 508560M1 ♣9370HD Belt - Fan To Alt. 508588M2 ♣9319HD			Massey Harris 4-Cyl. 259 Diesel		
MF200B			1955-1946 Belt - Fan & Gen.; W/49 1/4" Belt O.C. 767356M1 ♣9490HD Belt - Fan & Gen.; W/50 1/8" Belt O.C. 35645A TR34495		
Perkins 3-Cyl. 153 Diesel			333		
1977-1976 Belt - Fan 2740015M1 9295			Massey Harris 4-Cyl. 208		
			1958-1956 Belt - Fan & Gen. 764926M1 ♣9435HD Hose - Upper Ⓢ<20957 or ●26603 Hose - Lower Ⓢ<20357 or ●26601		

♣ Standard Belt May Also Be Available.
● Vulco-Flex® Coolant Hose.

Ⓣ Two Required.
Ⓢ< Cut to Fit.

Belts and Coolant Hose for Tractors

Application	Mfr. No.	Part No.	Application	Mfr. No.	Part No.
MASSEY HARRIS - Continued			MINNEAPOLIS-MOLINE - Continued		
333 - Continued			335 Industrial		
Massey Harris 4-Cyl. 208 Diesel			Minneapolis-Moline 4-Cyl. 165		
1958-1956			1960-1957		
Belt - Fan & Gen.	764926M1	▲9435HD	Belt - Fan & Gen.	10A7486	7508
Hose - Upper		☞20957	335 Universal		
		or ●26603	Minneapolis-Moline 4-Cyl. 165		
Hose - Lower		☞20357	1959-1957		
		or ●26601	Belt - Fan & Gen.	10A7486	7508
444			335 Utility		
Massey Harris 4-Cyl. 277			Minneapolis-Moline 4-Cyl. 165		
1958-1956			1961-1956		
Belt - Fan & Gen.	767356M1	▲9490HD	Belt - Fan & Gen.	10A7486	7508
Hose - Upper		☞20957	445 Industrial; 445 Universal		
Hose - Lower; (1 1/2" I.D.)		24224	Minneapolis-Moline 4-Cyl. 206		
Massey Harris 4-Cyl. 277 Diesel			1959-1956		
1958-1956			Belt - Fan & Gen.	10A7486	7508
Belt - Fan & Gen.	767356M1	▲9490HD	Hose - Upper		☞20791
Hose - Upper		☞20957	Minneapolis-Moline 4-Cyl. 206 Diesel		
Hose - Lower; (1 1/2" I.D.)		24224	1959-1956		
Massey Harris 4-Cyl. 277 LPG			Belt - Fan & Gen.		
1958-1956			Belt - Fan & Gen.	10A7486	7508
Belt - Fan & Gen.	767356M1	▲9490HD	Hose - Upper		☞20791
Hose - Upper		☞20957	445U Utility		
Hose - Lower; (1 1/2" I.D.)		24224	Minneapolis-Moline 4-Cyl. 206		
Colt 21			1959-1956		
Continental 4-Cyl. 124			Belt - Fan & Gen.		
1954-1952			Belt - Fan & Gen.	10A7486	7508
Belt - Fan & Gen.	33365A	TR28423	Hose - Upper		☞20791
Mustang 23			Minneapolis-Moline 4-Cyl. 206 Diesel		
Continental 4-Cyl. 140			1960-1959		
1956-1952			Belt - Fan & Gen.	10A7486	7508
Belt - Fan & Gen.	33365A	TR28423	Hose - Upper		☞20791
Pacer 16			1957-1956		
Continental 4-Cyl. 91			Belt - Fan & Gen.		
1957-1954			Belt - Fan & Gen.	10A7486	7508
Belt - Fan & Gen.	852175M1	TR22386	Hose - Upper		☞20791
Pony 11			A4T1400		
Continental 4-Cyl. 62			Minneapolis-Moline 6-Cyl. 504		
1957-1947			1970-1969		
Belt - Fan & Gen.	850320M1	TR22373	Belt - Fan & Alt.	10A30623	②▲9580HD
MINNEAPOLIS-MOLINE			Belt - P.S.	10A31206	②7450
4-Star			Hose - Upper; W/1 3/4" I.D. Hose		●26505
Minneapolis-Moline 4-Cyl. 206			Hose - Upper - Intake Manifold To W.P.; (2" I.D.)		24232
1962-1959			Hose - Lower; (2 3/8" I.D.)		24238
Belt - Fan & Gen.	10A7486	7508	Minneapolis-Moline 6-Cyl. 504 Diesel		
5-Star			1970-1969		
Minneapolis-Moline 4-Cyl. 283			Belt - Fan & Alt.		
1961-1957			Belt - Fan & Alt.	10A29801	▲9570HD
Belt - Fan	10A9870	TR24476	Belt - P.S.	10A30895	③7430
Belt - Gen.	10A9733	7330	Hose - Upper		●26505
Hose - Upper; (1 5/8" I.D.)		24226	Hose - Upper - Intake Manifold To W.P.; (2" I.D.)		24232
Minneapolis-Moline 4-Cyl. 336 Diesel			Hose - Lower; (2 3/8" I.D.)		24238
1961-1957			A4T1600		
Belt - Fan	10A9870	TR24476	Minneapolis-Moline 6-Cyl. 585 Diesel		
Belt - Gen.	10A9733	7330	1972-1970		
Hose - Upper; (1 5/8" I.D.)		24226	Belt - Fan & Alt.	10A30623	②▲9580HD
			Belt - P.S.	10A31206	②7450
			Belt - A.C.		▲9510HD
			Belt - Hyd. Pump		③7480
			Hose - Upper - Intake Manifold To W.P.; (2" I.D.)		24232
			Hose - Lower; (2 3/8" I.D.)		24238

▲ Standard Belt May Also Be Available.
 ● Vulco-Flex® Coolant Hose.
 ③ Three Required.

☞ Cut to Fit.
 ② Two Required.

Belts and Coolant Hose for Tractors

Application	Mfr. No.	Part No.	Application	Mfr. No.	Part No.
MINNEAPOLIS-MOLINE - Continued			MINNEAPOLIS-MOLINE - Continued		
BF			G705; G706 - Continued		
Hercules 4-Cyl. 133			Minneapolis-Moline 6-Cyl. 504 Diesel - Continued		
1957-1950			1965-1962 - Continued		
Belt - Fan & Gen.	135087	TR24414	Hose - Upper; (1 5/8" I.D.)		24226
BFH			Hose - Lower		21256
Hercules 4-Cyl. 133			Hose - By Pass; (3/4" I.D.)		28442
1953			G707		
Belt - Fan & Gen.	135087	TR24414	Minneapolis-Moline 6-Cyl. 504 Diesel		
BG			1965		
Hercules 4-Cyl. 133			Belt - Gen.	10A19321	7340
1957-1950			G708		
Belt - Fan & Gen.	135087	TR24414	Minneapolis-Moline 6-Cyl. 504		
Big Mo 400			1965		
Minneapolis-Moline 4-Cyl. 206			Belt - Gen.	10A19321	7340
1964-1961			Minneapolis-Moline 6-Cyl. 504 Diesel		
Belt - Fan & Gen.	10A7486	7508	1965		
Hose - Upper		20791	Belt - Gen.	10A19321	7340
Hose - Lower		25478	G709		
Minneapolis-Moline 4-Cyl. 206 Diesel			Minneapolis-Moline 6-Cyl. 504		
1963-1959			1965		
Belt - Fan & Gen.	10A7486	7508	Belt - Gen.	10A19321	7340
Hose - Upper		20791	Hose - Upper; (1 5/8" I.D.)		24226
Hose - Lower		25478	Hose - Lower		21256
Big Mo 500			Hose - By Pass; (3/4" I.D.)		28442
Minneapolis-Moline 4-Cyl. 206			Minneapolis-Moline 6-Cyl. 504 Diesel		
1966-1960			1965		
Belt - Fan & Gen.	10A7486	7508	Belt - Gen.	10A19321	7340
Hose - Upper		20791	Hose - Upper; (1 5/8" I.D.)		24226
Hose - Lower		25478	Hose - Lower		21256
Minneapolis-Moline 4-Cyl. 206 Diesel			Hose - By Pass; (3/4" I.D.)		28442
1965-1960			G900		
Belt - Fan & Gen.	10A7486	7508	Minneapolis-Moline 6-Cyl. 425		
Hose - Upper		20791	1969-1967		
Hose - Lower		25478	Belt - Fan & Alt.; Ser. No. 33000550 & Before	10A29137	TR28483
Big Mo 600			Belt - Fan & Alt.; Ser. No. 33000551 & After	10A30140	9510HD
Minneapolis-Moline 4-Cyl. 206			Belt - Alt. & P.S.; Ser. No. 33000550 & Before	10A22226	9463HD
1961-1960			Belt - Fan & P.S.; Ser. No. 33000552 & After	10A29338	9600HD
Belt - Fan & Gen.	10A7486	7508	Hose - Upper		25480
Hose - Upper		20791	Minneapolis-Moline 6-Cyl. 451 Diesel		
Hose - Lower		25478	1969-1967		
G			Belt - Fan & Alt.; Ser. No. 33101375 & Before	10A29137	TR28483
Minneapolis-Moline 4-Cyl. 403			Belt - Fan & Alt.; Ser. No. 33101376 & After	10A30140	9510HD
1955-1950			Belt - Fan & P.S.; Ser. No. 33101376 & After		9600HD
Belt - Fan		TR30467	Belt - Alt. & P.S.; Ser. No. 33101375 & Before	10A22226	9463HD
Belt - Gen.; W/3/8" Belt T.W.; W/36 1/8" Belt O.C.	10A3995	7360	Hose - Upper		25480
Belt - Gen.; W/1/2" Belt T.W.; W/36 1/4" Belt O.C.	10A1934	9360HD	G950		
Hose - Upper; (1 5/8" I.D.)		24226	Minneapolis-Moline 6-Cyl. 425		
Hose - Lower; (1 5/8" I.D.)		24226	1971-1969		
G705; G706			Belt - Fan & Alt.	10A29801	9570HD
Minneapolis-Moline 6-Cyl. 504			Belt - P.S.	10A30590	9505HD
1965-1962			Belt - Hyd. Pump		7508
Hose - Upper; (1 5/8" I.D.)		24226	Hose - Upper		26505
Hose - Lower		21256	Hose - By Pass; W/2" I.D. Hose(2" I.D.)		24232
Hose - By Pass; (3/4" I.D.)		28442	Hose - By Pass; W/2 3/8" I.D. Hose(2 3/8" I.D.)		24238
Minneapolis-Moline 6-Cyl. 504 Diesel			G950		
1965-1962			Minneapolis-Moline 6-Cyl. 425		
Belt - Gen.	10A19321	7340	1971-1969		

✂ Cut to Fit.

♣ Standard Belt May Also Be Available.

● Vulco-Flex® Coolant Hose.

② Two Required.

Belts and Coolant Hose for Tractors

Application	Mfr. No.	Part No.	Application	Mfr. No.	Part No.
MINNEAPOLIS-MOLINE - Continued			MINNEAPOLIS-MOLINE - Continued		
G950 - Continued			G1355		
Minneapolis-Moline 6-Cyl. 451 Diesel			Minneapolis-Moline 6-Cyl. 585 Diesel		
1971-1969			1975-1972		
Belt - Fan & Alt	10A29801	②▲9570HD	Belt - Fan & Alt	10A30623	②▲9580HD
Belt - P.S.	10A30590	▲9505HD	Belt - P.S.	10A30590	▲9505HD
Belt - Hyd. Pump		7508	Hose - Upper		●26506
Hose - Upper		●26505	Hose - Lower; (2 3/4" I.D.)		24244
Hose - By Pass; W/2" I.D. Hose(2" I.D.)		24232			
Hose - By Pass; W/2 3/8" I.D. Hose(2 3/8" I.D.)		24238			
G955			G VI		
Minneapolis-Moline 6-Cyl. 425			Minneapolis-Moline 6-Cyl. 426		
1974-1973			1962-1959		
Belt - Fan & Alt	10A29801	②▲9570HD	Belt - Fan		TR30467
Belt - Hyd. Pump		7508	Belt - Gen.; W/3/8" Belt T.W.; W/36 1/8" Belt O.C.	10A3995	7360
Minneapolis-Moline 6-Cyl. 451 Diesel			Belt - Gen.; W/1/2" Belt T.W.; W/36 1/4" Belt O.C.	10A1934	▲9360HD
1974-1973			Hose - Upper; (1 3/4" I.D.)		⊕24928
Belt - Fan & Alt	10A29801	②▲9570HD	Hose - Lower		⊖<21256
Belt - Hyd. Pump		7508	Hose - By Pass; (3/4" I.D.)		28442
G1000			Minneapolis-Moline 6-Cyl. 426 Diesel		
Minneapolis-Moline 6-Cyl. 504			1962-1959		
1969-1965			Belt - Fan		TR30467
Hose - Upper		●25480	Belt - Gen.; W/3/8" Belt T.W.; W/36 1/8" Belt O.C.	10A3995	7360
Minneapolis-Moline 6-Cyl. 504 Diesel			Belt - Gen.; W/1/2" Belt T.W.; W/36 1/4" Belt O.C.	10A1934	▲9360HD
1969-1965			Hose - Upper; (1 3/4" I.D.)		⊕24928
Belt - Fan & P.S.; Ser. No. 34601186 & After	10A29388	②▲9600HD	Hose - Lower		⊖<21256
Belt - Alt. & P.S.; Ser. No. 34601185 & Before	10A22226	▲9463HD	Hose - By Pass; (3/4" I.D.)		28442
Hose - Upper		●25480			
Hose - Lower		●26510			
G1050			GB		
Minneapolis-Moline 6-Cyl. 504			Minneapolis-Moline 4-Cyl. 403		
1972-1969			1959-1955		
Belt - Fan & Alt	10A29801	▲9570HD	Belt - Fan		TR30467
Belt - P.S.	10A30590	▲9505HD	Belt - Gen.; W/3/8" Belt T.W.; W/36 1/8" Belt O.C.	10A3995	7360
Hose - Upper		●26505	Belt - Gen.; W/1/2" Belt T.W.; W/36 1/4" Belt O.C.	10A1934	▲9360HD
Hose - By Pass; W/2" I.D. Hose(2" I.D.)		24232	Hose - Upper; (1 5/8" I.D.)		24226
Hose - By Pass; W/2 3/8" I.D. Hose(2 3/8" I.D.)		24238	Hose - Lower; (1 5/8" I.D.)		24226
Minneapolis-Moline 6-Cyl. 504 Diesel			Minneapolis-Moline 6-Cyl. 425 Diesel		
1972-1969			1959-1955		
Belt - Fan & Alt	10A29801	▲9570HD	Belt - Fan		TR30467
Belt - P.S.	10A30590	▲9505HD	Belt - Gen.; W/3/8" Belt T.W.; W/36 1/8" Belt O.C.	10A3995	7360
Hose - Upper		●26505	Belt - Gen.; W/1/2" Belt T.W.; W/36 1/4" Belt O.C.	10A1934	▲9360HD
Hose - By Pass; W/2" I.D. Hose(2" I.D.)		24232	Hose - Upper; (1 5/8" I.D.)		24226
Hose - By Pass; W/2 3/8" I.D. Hose(2 3/8" I.D.)		24238	Hose - Lower; (1 5/8" I.D.)		24226
G1350			GTB		
Minneapolis-Moline 6-Cyl. 504			Minneapolis-Moline 4-Cyl. 403		
1972-1969			1954-1947		
Hose - Upper; Early		●26513	Belt - Fan		TR30467
Hose - Upper; Late		●26505	Hose - Upper; (1 5/8" I.D.)		24226
Hose - Upper - Intake Manifold To W.P.; (2" I.D.)		24232	Hose - Lower; (1 5/8" I.D.)		24226
Hose - Lower; Early(2 5/8" I.D.)		24242	Minneapolis-Moline 6-Cyl. 426 Diesel		
Hose - Lower; Late(2 3/8" I.D.)		24238	1954-1947		
Minneapolis-Moline 6-Cyl. 585 Diesel			Hose - Upper; (1 5/8" I.D.)		
1972-1969			24226		
Belt - Fan & Alt	10A30623	②▲9580HD	GTC		
Belt - P.S.	10A30590	▲9505HD	Minneapolis-Moline 4-Cyl. 403		
Hose - Upper; Early		●26513	1953-1951		
Hose - Upper; Late		●26505	Belt - Fan		
Hose - Upper - Intake Manifold To W.P.; (2" I.D.)		24232	TR30467		
Hose - Lower; Early(2 5/8" I.D.)		24242	Hose - Upper; (1 5/8" I.D.)		
Hose - Lower; Late(2 3/8" I.D.)		24238	24226		

② Two Required.
 ● Vulco-Flex® Coolant Hose.
 ⊖< Cut to Fit.

▲ Standard Belt May Also Be Available.
 ⊕ Use Wire Inserted Green Stripe® Coolant Hose.

Belts and Coolant Hose for Tractors

Application	Mfr. No.	Part No.
MINNEAPOLIS-MOLINE - Continued		
Jet Star 3		
Minneapolis-Moline 4-Cyl. 206		
1970-1964		
Belt - Fan & Gen.	10A7486	7508
Hose - Upper; (1 3/8" I.D.)		24222
Hose - Lower		●25480
Minneapolis-Moline 4-Cyl. 206 Diesel		
1970-1964		
Belt - Fan & Gen.	10A7486	7508
Hose - Upper; (1 3/8" I.D.)		24222
Hose - Lower		●25480
M5		
Minneapolis-Moline 4-Cyl. 336		
1963-1960		
Belt - Fan; W/47" Belt O.C.	10A9870	TR24465
Belt - Gen.	10A9733	7330
Hose - Upper; (1 5/8" I.D.)		24226
Hose - By Pass; (3/4" I.D.)		28442
Minneapolis-Moline 4-Cyl. 336 Diesel		
1963-1960		
Belt - Fan; W/47" Belt O.C.	10A9870	TR24465
Belt - Gen.	10A9733	7330
Hose - Upper; (1 5/8" I.D.)		24226
Hose - By Pass; (3/4" I.D.)		28442
M504		
Minneapolis-Moline 4-Cyl. 336		
1963-1962		
Belt - Fan; W/47" Belt O.C.	10A9870	TR24465
Belt - Gen.	10A9733	7330
Hose - Upper; (1 5/8" I.D.)		24226
Hose - By Pass; (3/4" I.D.)		28442
Minneapolis-Moline 4-Cyl. 336 Diesel		
1963-1962		
Belt - Fan; W/47" Belt O.C.	10A9870	TR24465
Belt - Gen.	10A9733	7330
Hose - Upper; (1 5/8" I.D.)		24226
Hose - By Pass; (3/4" I.D.)		28442
M602; M604		
Minneapolis-Moline 4-Cyl. 336		
1964-1963		
Belt - Fan; W/47" Belt O.C.	10A9870	TR24465
Belt - Gen.	10A9733	7330
Hose - Upper; (1 5/8" I.D.)		24226
Minneapolis-Moline 4-Cyl. 336 Diesel		
1964-1963		
Belt - Fan; W/47" Belt O.C.	10A9870	TR24465
Belt - Gen.	10A9733	7330
Hose - Upper; (1 5/8" I.D.)		24226
M670		
Minneapolis-Moline 4-Cyl. 336		
1965-1964		
Belt - Fan	10A9870	TR24465
Belt - Alt.	10A22226	▲9463HD
Belt - Alt. & P.S.	10A29339	7455
Belt - Gen.	10A9733	7330
Hose - Upper; Late		●26509
Hose - Lower; Late		●26612
Minneapolis-Moline 4-Cyl. 336 Diesel		
1965-1964		
Belt - Fan	10A9870	TR24465
Belt - Alt.	10A22226	▲9463HD
Belt - Alt. & P.S.	10A29339	7455

Application	Mfr. No.	Part No.
MINNEAPOLIS-MOLINE - Continued		
M670 - Continued		
Minneapolis-Moline 4-Cyl. 336 Diesel - Continued		
1965-1964 - Continued		
Belt - Gen.	10A9733	7330
Hose - Upper; Late		●26509
Hose - Lower; Late		●26612
M670 Super		
Minneapolis-Moline 4-Cyl. 336		
1970-1966		
Belt - Fan	10A9870	TR24465
Belt - Alt.	10A22226	▲9463HD
Belt - Alt. & P.S.	10A29339	7455
Belt - Gen.	10A9733	7330
Minneapolis-Moline 4-Cyl. 336 Diesel		
1970-1966		
Belt - Fan	10A9870	TR24465
Belt - Alt.	10A22226	▲9463HD
Belt - Alt. & P.S.	10A29339	7455
Belt - Gen.	10A9733	7330
Motrac Crawler		
Minneapolis-Moline 4-Cyl. 206		
1962-1960		
Belt - Fan & Gen.		②7470
Minneapolis-Moline 4-Cyl. 206 Diesel		
1961-1960		
Belt - Fan & Gen.		②7470
NTX		
Minneapolis-Moline 4-Cyl. 165		
1944-1943		
Belt - Fan & W.P.	RE684	TR24476
Belt - Gen.	KE1112	▲9335HD
R		
Hercules 4-Cyl. 165		
1951		
Belt - Fan & W.P.	RE684	TR24476
Belt - Gen.	KE1112	▲9335HD
Hose - Upper; (1 1/2" I.D.)		24224
Hose - Lower; (1 1/2" I.D.)		24224
RH; RT		
Minneapolis-Moline 4-Cyl. 165		
1949-1939		
Belt - Fan & W.P.	RE684	TR24476
Belt - Gen.	KE1112	▲9335HD
Hose - Upper; (1 1/2" I.D.)		24224
Hose - Lower; (1 1/2" I.D.)		24224
RTE		
Minneapolis-Moline 4-Cyl. 165		
1953-1948		
Belt - Fan & W.P.	RE684	TR24476
Belt - Gen.	KE1112	▲9335HD
Hose - Upper; (1 1/2" I.D.)		24224
Hose - Lower; (1 1/2" I.D.)		24224
RTI; RTI-M		
Minneapolis-Moline 4-Cyl. 165		
1955-1948		
Belt - Fan & W.P.	RE684	TR24476
Belt - Gen.	KE1112	▲9335HD
Hose - Upper; (1 1/2" I.D.)		24224
Hose - Lower; (1 1/2" I.D.)		24224

● Vulco-Flex® Coolant Hose.

② Two Required.

▲ Standard Belt May Also Be Available.

Belts and Coolant Hose for Tractors

Application	Mfr. No.	Part No.	Application	Mfr. No.	Part No.
MINNEAPOLIS-MOLINE - Continued			MINNEAPOLIS-MOLINE - Continued		
RTN			UBE - Continued		
Minneapolis-Moline 4-Cyl. 165			Minneapolis-Moline 4-Cyl. 283 - Continued		
1951-1948			1955-1953 - Continued		
Belt - Fan & W.P.	RE684	TR24476	Hose - Lower; (1 5/8" I.D.)		24226
Belt - Gen.	KE1112	▲9335HD	Minneapolis-Moline 4-Cyl. 283 Diesel		
Hose - Upper; (1 1/2" I.D.)		24224	1955-1954		
Hose - Lower; (1 1/2" I.D.)		24224	Hose - Lower; (2" I.D.)		24232
RTS			UBG		
Minneapolis-Moline 4-Cyl. 165			Minneapolis-Moline 4-Cyl. 283		
1953-1949			1961-1953		
Belt - Fan & W.P.	RE684	TR24476	Hose - Upper; (1 5/8" I.D.)		24226
Belt - Gen.	KE1112	▲9335HD	Hose - Lower; (1 5/8" I.D.)		24226
Hose - Upper; (1 1/2" I.D.)		24224	UBN		
Hose - Lower; (1 1/2" I.D.)		24224	Minneapolis-Moline 4-Cyl. 283		
RTU			1955-1953		
Minneapolis-Moline 4-Cyl. 165			Hose - Upper; (1 5/8" I.D.)		24226
1954-1948			Hose - Lower; (1 5/8" I.D.)		24226
Belt - Fan & W.P.	RE684	TR24476	Minneapolis-Moline 4-Cyl. 283 Diesel		
Belt - Gen.	KE1112	▲9335HD	1955-1953		
Hose - Upper; (1 1/2" I.D.)		24224	Hose - Lower; (2" I.D.)		24232
Hose - Lower; (1 1/2" I.D.)		24224	UBU		
U			Minneapolis-Moline 4-Cyl. 283		
Minneapolis-Moline 4-Cyl. 283			1955-1953		
1949-1938			Hose - Upper; (1 5/8" I.D.)		24226
Belt - Gen.; Eng. No. 01905452 & Before	KE1112	▲9335HD	Hose - Lower; (1 5/8" I.D.)		24226
Belt - Gen.; Eng. No. 01905453 & After 10A1934		▲9360HD	Minneapolis-Moline 4-Cyl. 283 Diesel		
U302			1955-1954		
Minneapolis-Moline 4-Cyl. 221			Hose - Lower; (2" I.D.)		24232
1965-1964			UDS		
Belt - Fan & Alt.; W/50 5/8" Belt O.C.; Ser. No. 27601301 & After	10A22613	7508	Minneapolis-Moline 4-Cyl. 283 Diesel		
Belt - Fan & Alt.; W/51 5/8" Belt O.C.; Ser. No. 27601301 & After	10A26150	7516	1961-1952		
Belt - Fan & Gen.; Ser. No. 27600300 & Before	10A7486	7508	Belt - Fan	KE964E	TR30467
Belt - Fan & Gen.; Ser. No. 27600301 Thru 27601300	10A16422	7490	Belt - Gen.	10A3995	7360
Belt - P.S.; W/47 1/4" Belt O.C.	35A6148	▲9470HD	Hose - Lower; (2" I.D.)		24232
Hose - Lower		●25480	UDU		
Minneapolis-Moline 4-Cyl. 236 Diesel			Minneapolis-Moline 4-Cyl. 283 Diesel		
1965-1964			Belt - Fan	KE964E	TR30467
Belt - Fan & Alt.	10A26150	7516	Belt - Gen.	10A3995	7360
UB Special			Hose - Lower; (2" I.D.)		24232
Minneapolis-Moline 4-Cyl. 283			Unitractor		
1955			Minneapolis-Moline 4-Cyl. 283		
Belt - Fan	10A6832	TR32491	1963-1951		
Belt - Gen.	10A1934	▲9360HD	Belt - Fan		7320
Hose - Upper; (1 5/8" I.D.)		24226	Belt - W.P. & Gen.	10A7486	7508
Hose - Lower; (1 5/8" I.D.)		24226	Hose - Upper; (1 1/2" I.D.)		24224
UBD Special			Hose - Lower		●25472
Minneapolis-Moline 4-Cyl. 283 Diesel			UT		
1957-1955			Minneapolis-Moline 4-Cyl. 283		
Belt - Fan	10A6832	TR32491	1959-1938		
Belt - Gen.	10A1934	▲9360HD	Belt - Gen.; Eng. No. 01905452 & Before	KE1112	▲9335HD
Hose - Lower; (2" I.D.)		24232	Belt - Gen.; Eng. No. 01905453 & After 10A1934		▲9360HD
UBE			UTS		
Minneapolis-Moline 4-Cyl. 283			Minneapolis-Moline 4-Cyl. 283		
1955-1953			1957-1948		
Hose - Upper; (1 5/8" I.D.)		24226	Belt - Fan	KE964E	TR30467

▲ Standard Belt May Also Be Available.

● Vulco-Flex® Coolant Hose.

Agricultural Equipment

Belts and Coolant Hose for Tractors

Agricultural Equipment

Application	Mfr. No.	Part No.	Application	Mfr. No.	Part No.
MINNEAPOLIS-MOLINE - Continued			MITSUBISHI-SATOH - Continued		
UTS - Continued			MT372		
Minneapolis-Moline 4-Cyl. 283 - Continued			Mitsubishi 2-Cyl. 41 Diesel		
1957-1948 - Continued			1989-1981		
Belt - Gen.	10A1934	♣9360HD	Belt - Fan & Alt.	MD030768	7345
Hose - Upper; (1 5/8" I.D.)		24226	Hose - Lower		●25251
Hose - Lower; (1 5/8" I.D.)		24226			
UTSD			MT4501		
Minneapolis-Moline 4-Cyl. 283 Diesel			Mitsubishi 4-Cyl. 127 Diesel		
1961-1952			1991-1985		
Belt - Fan	KE964E	TR30467	Belt - Fan & Alt.		♣9415HD
Belt - Gen.	10A3995	7360	Hose - Upper		●25477
Hose - Lower; (2" I.D.)		24232			
V			R1500		
Hercules 4-Cyl. 65			Mitsubishi SDT75 Diesel		
1953-1947			1972		
Belt - Fan & Gen.	VT407	TR26353	Belt - Fan & Gen.	K7974241	♣9420HD
Z			R2500		
Minneapolis-Moline 4-Cyl. 206			Mitsubishi 2-Cyl. 73 Diesel		
1956-1946			1972		
Belt - Fan & W.P.	RE684	TR24476	Belt - Fan & Gen.	K7974241	♣9420HD
Belt - Gen.	KE1112	♣9335HD	Hose - Upper		●26603
MITSUBISHI-SATOH			S550G		
Beaver 3			Mazda 4-Cyl. 60		
Mitsubishi 3-Cyl. 47 Diesel			1974-1970		
1984-1980			Belt - Fan & Alt.		7420
Belt - Fan & Alt.		7375	Belt - W.P. & Gov.		7410
Bison			Hose - Upper		●25252
Mazda 4-Cyl. 60			Hose - Lower		♣20476
1983-1977			or		●25252
Belt - Fan & Alt.		7390	S650G		
Hose - Upper		●25251	Mazda 4-Cyl. 60		
Buck			1977-1972		
Mitsubishi 3-Cyl. 52 Diesel			Belt - Fan & Alt.; W/41 1/8" Belt O.C.		
1989-1978			0180190		7410
Belt - Fan & Alt.		7320	Belt - Fan & Alt.; W/41 5/8" Belt O.C.		7417
Bull			Belt - Fan & Alt.; W/43 1/8" Belt O.C.		7430
Mitsubishi 2-Cyl. 76 Diesel			Belt - Gov.; W/41 1/8" Belt O.C.		7410
1989-1978			Belt - Gov.; W/43 5/8" Belt O.C.		7430
Belt - Fan & Alt.		7390	Stallion		
MT180			Isuzu 3-Cyl. 108 Diesel		
Mitsubishi 3-Cyl. 55 Diesel			1984-1977		
1991-1984			Belt - Fan & Alt.	4136713030	♣9412HD
Belt - Fan & Alt.	MD007528	7370	Hose - Upper		●25252
MT210			MONTANA TRACTORS		
Mitsubishi 3-Cyl. 60 Diesel			3040		
1991-1984			Mitsubishi 4-Cyl. 92 Diesel		
Belt - Fan & Alt.	MD007528	7370	2008-2005		
Hose - Upper		●25250	Belt - Fan		
MT300			7380		
Mitsubishi 3-Cyl. 91 Diesel			R2844		
1991-1984			Mitsubishi 4-Cyl. 92 Diesel		
Hose - Upper		●25250	2008-2006		
Hose - Lower		●25252	Belt - Fan		
			7380		
			T2334		
			Mitsubishi 3-Cyl. 69 Diesel		
			2008-2006		
			Belt - Fan		
			7380		

♣ Standard Belt May Also Be Available.
 ⚡ Cut to Fit.

● Vulco-Flex® Coolant Hose.

Belts and Coolant Hose for Tractors

Application	Mfr. No.	Part No.	Application	Mfr. No.	Part No.
MUIR-HILL			NEW HOLLAND - Continued		
110			9480		
Perkins 6-Cyl. 354 Diesel			Cummins 6-Cyl. 855 Diesel		
1973-1971			1996-1994		
Belt - Fan & Alt		▲9520HD	Belt - Fan	86514991	②TR28437
Hose - Upper		●26511	Belt - Alt	9707244	②▲9451HD
MULLER			Belt - A.C.	86514599	▲9390HD
TM310			Belt - W.P.	86514607	▲K060435HD
Cummins 6-Cyl. 855 Diesel			9482		
1993-1990			Cummins M11 Diesel		
Belt - Fan		②TR28454	1999-1996		
Belt - W.P.		②7430	Belt - Alt	103579	▲K050340HD
Belt - Alt		②▲9510HD	Belt - A.C.	86514599	▲9390HD
Belt - A.C.		▲9415HD	9484		
NEW HOLLAND			Cummins M11 Diesel		
45; 55			2001-2000		
New Holland 4-Cyl. 135 Diesel			Belt - Alt		▲K050345HD
2011-2010			Belt - A.C.		▲9390HD
Belt - Fan	301525A1	▲9370HD	9680		
75			Cummins 6-Cyl. 855 Diesel		
New Holland 4-Cyl. 195 Diesel			1996-1994		
2011-2010			Belt - Fan	86514991	②TR28437
Serpentine Belt	87705737	▲K080550HD	Belt - Alt	9707244	②▲9451HD
9030			Belt - A.C.	86514599	▲9390HD
Ford 4-Cyl. 268 Diesel			Belt - W.P.	86514607	▲K060435HD
1996-1991			9682		
Belt - Fan & Alt	9700204	▲9570HD	Cummins N14 Diesel		
Belt - A.C.		▲9425HD	1999		
9184			Belt - A.C.	86514599	▲9390HD
Cummins 6-Cyl. 505 Diesel			Belt - W.P.	86514607	▲K060435HD
2001-2000			1998		
Belt - A.C.	86013676	▲9476HD	Belt - A.C.	86514599	▲9390HD
9280			Belt - Alt.; Sept. 7, 1998 & Older	9707244	②▲9451HD
Cummins 6-Cyl. 611 Diesel			Belt - Fan; Sept. 7, 1998 & Older	86514991	②TR28437
1996			Belt - W.P.	86514607	▲K060435HD
Belt - A.C.	9706589	▲9530HD	1997-1996		
Belt - Alt	103579	▲K050340HD	Belt - A.C.	86514599	▲9390HD
Belt - Fan	86001157	▲K080485HD	Belt - Alt	9707244	②▲9451HD
1995			Belt - Fan	86514991	②TR28437
Belt - A.C.; Jan. 31, 1995 & Older	9706589	▲9530HD	Belt - W.P.	86514607	▲K060435HD
Belt - A.C.; Feb. 1, 1995 & Newer	86514599	▲9390HD	9684		
Belt - Alt	103579	▲K050340HD	Cummins N14 Diesel		
Belt - Fan	86001157	▲K080485HD	2001-2000		
1994			Belt - W.P.	86514607	▲K060435HD
Belt - A.C.	9706589	▲9530HD	9880		
Belt - Alt	103579	▲K050340HD	Cummins 6-Cyl. 855 Diesel		
Belt - Fan	86001157	▲K080485HD	1996-1994		
9282			Belt - Fan	86514991	②TR28437
Cummins 6-Cyl. 505 Diesel			Belt - Alt	9707244	②▲9451HD
1999-1996			Belt - A.C.	86514599	▲9390HD
Belt - A.C.	86013676	▲9476HD	Belt - W.P.	86514607	▲K060435HD
9384			9882		
Cummins M11 Diesel			Cummins N14 Diesel		
2001-2000			1999		
Belt - A.C.	86514599	▲9390HD	Belt - A.C.	86514599	▲9390HD
Belt - Alt	103579	▲K050340HD	Belt - W.P.	86514607	▲K060435HD
9384			1998		
Cummins M11 Diesel			Belt - Fan; Sept. 7, 1998 & Older	86514991	②TR28437
2001-2000			Belt - A.C.	86514599	▲9390HD
Belt - A.C.	86514599	▲9390HD	Belt - W.P.	86514607	▲K060435HD
Belt - Alt	103579	▲K050340HD	Belt - Alt.; Sept. 7, 1998 & Older	9707244	②▲9451HD

▲ Standard Belt May Also Be Available.
② Two Required.

● Vulco-Flex® Coolant Hose.

Belts and Coolant Hose for Tractors

Application	Mfr. No.	Part No.	Application	Mfr. No.	Part No.
NEW HOLLAND - Continued			NEW HOLLAND - Continued		
9882 - Continued			T4040V		
Cummins N14 Diesel - Continued			New Holland 4-Cyl. 195 Diesel		
1997-1996			2011-2008		
Belt - Fan	86514991	②TR28437	Serpentine Belt	47131754	♣K080545HD
Belt - Alt.	9707244	②♣9451HD	T4050		
Belt - A.C.	86514599	♣9390HD	New Holland 4-Cyl. 274 Diesel		
Belt - W.P.	86514607	♣K060435HD	2013-2008		
T4.75			Serpentine Belt; W/Cab	47131754	♣K080545HD
Fiat 4-Cyl. 195 Diesel			Serpentine Belt; W/O Cab	J911587	♣K080537HD
2013-2011			T5040; T5050; T5060; T5070		
Serpentine Belt	87705737	♣K080550HD	New Holland 4-Cyl. 274 Diesel		
Fiat 4-Cyl. 207 Diesel			2011-2008		
2014			Serpentine Belt; W/Cab	47131754	♣K080545HD
Serpentine Belt	87705737	♣K080550HD	Serpentine Belt; W/O Cab	J911587	♣K080537HD
T6.140; T6.150			T6020		
New Holland 4-Cyl. 274 Diesel			New Holland 4-Cyl. 274 Diesel		
2013-2011			2011-2010		
Belt - Fan	J911572	♣K080610HD	Belt - Fan; Ser. No. Z9BD09539 &		
T6.155			Before	J911572	♣K080610HD
New Holland 6-Cyl. 411 Diesel			Belt - Fan; Ser. No. Z9BD09540 &		
2013-2011			After	J911563	♣K080605HD
Belt - Fan	J911572	♣K080610HD	Belt - A.C.	87710661	♣K040388HD
T6.160			2009-2007		
New Holland 4-Cyl. 274 Diesel			Belt - Fan; Ser. No. Z9BD09539 &		
2013-2011			Before	J911572	♣K080610HD
Belt - Fan	J911572	♣K080610HD	Belt - Fan; Ser. No. Z9BD09540 &		
T6.165; T6.175			After	J911563	♣K080605HD
New Holland 6-Cyl. 411 Diesel			Belt - Fan & Alt.	4899178	♣K080610HD
2013-2011			Belt - A.C.	87802911	K040390
Belt - Fan	J911572	♣K080610HD	T6030		
T6.165; T6.175			New Holland 6-Cyl. 411 Diesel		
New Holland 6-Cyl. 411 Diesel			2011-2007		
2013-2011			Belt - Fan; Ser. No. Z9BD09539 &		
Belt - Fan	J911572	♣K080610HD	Before	J911572	♣K080610HD
T1510			Belt - Fan; Ser. No. Z9BD09540 &		
New Holland 3-Cyl. 91 Diesel			After	J911563	♣K080605HD
2011-2008			Belt - A.C.	87710661	♣K040388HD
Belt - Fan	301525A1	♣9370HD	T6040		
T1520			New Holland 4-Cyl. 274 Diesel		
New Holland 3-Cyl. 101 Diesel			2011-2007		
2011-2007			Belt - Fan; Ser. No. Z9BD09539 &		
Belt - Fan	301525A1	♣9370HD	Before	J911572	♣K080610HD
T1530			Belt - Fan; Ser. No. Z9BD09540 &		
New Holland 4-Cyl. 135 Diesel			After	J911563	♣K080605HD
2011-2009			Belt - A.C.	87710661	♣K040388HD
Belt - Fan	301525A1	♣9370HD	T6050		
T4020; T4030			New Holland 6-Cyl. 411 Diesel		
New Holland 4-Cyl. 195 Diesel			2011-2007		
2013-2008			Belt - Fan; Ser. No. Z9BD09539 &		
Serpentine Belt	87705737	♣K080550HD	Before	J911572	♣K080610HD
T4040			Belt - Fan; Ser. No. Z9BD09540 &		
New Holland 4-Cyl. 274 Diesel			After	J911563	♣K080605HD
2013-2008			Belt - A.C.	87710661	♣K040388HD
Serpentine Belt; W/Cab	47131754	♣K080545HD	T6060		
Serpentine Belt; W/O Cab	J911587	♣K080537HD	New Holland 4-Cyl. 274 Diesel		
			2011-2007		
			Belt - Fan; Ser. No. Z9BD09539 &		
			Before	J911572	♣K080610HD
			Belt - Fan; Ser. No. Z9BD09540 &		
			After	J911563	♣K080605HD
			Belt - A.C.	87710661	♣K040388HD
			T6060		
			New Holland 4-Cyl. 274 Diesel		
			2011-2007		
			Belt - Fan; Ser. No. Z9BD09539 &		
			Before	J911572	♣K080610HD
			Belt - Fan; Ser. No. Z9BD09540 &		
			After	J911563	♣K080605HD
			Belt - A.C.	87710661	♣K040388HD

② Two Required.

♣ Standard Belt May Also Be Available.

Belts and Coolant Hose for Tractors

Application	Mfr. No.	Part No.	Application	Mfr. No.	Part No.
NEW HOLLAND - Continued			NEW HOLLAND - Continued		
T6070			TC30		
New Holland 6-Cyl. 411 Diesel			Shibaura 3-Cyl. 91 Diesel		
2012-2007			2007-2001		
Belt - Fan; Ser. No. Z9BD09539 & Before	J911572	♣K080610HD	Belt - Fan & Alt.		7350
Belt - Fan; Ser. No. Z9BD09540 & After	J911563	♣K080605HD	TC31		
Belt - A.C.	87710661	♣K040388HD	New Holland 3-Cyl. 91 Diesel		
TB100			2007-2006		
Genesis 4-Cyl. 304 Diesel			Belt - Fan & Alt. 86517954		
2008-2003			AX36		
Belt - Alt.		A30	TC33		
Belt - P.S.		A44	New Holland 3-Cyl. 91 Diesel		
TB120			2007-2004		
Genesis 6-Cyl. 456 Diesel			Belt - Fan & Alt. 86517954		
2006-2004			AX36		
Belt - Alt.		A30	Shibaura 3-Cyl. 91 Diesel		
Belt - P.S.		A44	2003-1998		
TC18			Belt - Fan & Alt. 7350		
Shibaura 3-Cyl. 58 Diesel			TC34		
2003-1998			New Holland 3-Cyl. 101 Diesel		
Belt - Fan & Alt. SBA080109049		7300	2006		
TC21			Belt - Fan & Alt. 86517954		
New Holland 3-Cyl. 61 Diesel			AX36		
2005-2004			TC35		
Belt - Fan & Alt. SBA080109049		7300	New Holland 3-Cyl. 101 Diesel		
Shibaura 3-Cyl. 61 Diesel			2007-2004		
2003-1999			Belt - Fan & Alt. 301525A1		
Belt - Fan & Alt.		7300	♣9370HD		
TC23			Shibaura 3-Cyl. 101 Diesel		
New Holland 3-Cyl. 61 Diesel			2003-2002		
2007-2005			Belt - Fan & Alt. 7350		
Belt - Fan & Alt. SBA080109049		7300	2001-2000		
TC24			Belt - Fan & Alt. 7530		
New Holland 3-Cyl. 69 Diesel			TC40		
2005-2004			New Holland 4-Cyl. 122 Diesel		
Belt - Fan & Alt. SBA080109049		7300	2007-2004		
Shibaura 3-Cyl. 69 Diesel			Belt - A.C. 86401123		
2003-2002			Belt - Fan & Alt. 301525A1		
Belt - Fan & Alt.		7350	♣9370HD		
TC25			Shibaura 4-Cyl. 122 Diesel		
Shibaura 3-Cyl. 81 Diesel			2003-2002		
2002-1999			Belt - Fan To Alt. 7350		
Belt - Fan & Alt.		AX35	2001-2000		
TC26			Belt - Fan & Alt. 7350		
New Holland 3-Cyl. 69 Diesel			TC45		
2007-2005			New Holland 4-Cyl. 135 Diesel		
Belt - Fan & Alt. SBA080109049		7300	2007-2004		
TC29			Belt - Fan & Alt. ♣9370HD		
New Holland 3-Cyl. 81 Diesel			Shibaura 4-Cyl. 135 Diesel		
2006-2004			2003-2000		
Belt - Fan & Alt. 86517954		AX36	Belt - Fan & Alt. 7350		
Shibaura 3-Cyl. 81 Diesel			TC48; TC55		
2003-1998			New Holland 4-Cyl. 135 Diesel		
Belt - Fan & Alt.		AX35	2007-2004		
TD95D			Belt - Fan & Alt. 86517954		
New Holland 4-Cyl. 238 Diesel			2008-2007		
2008-2007			Belt - Fan 98473706		
Belt - Fan		7453	Belt - A.C. 5094418		
Belt - A.C.		7410			

♣ Standard Belt May Also Be Available.

Agricultural Equipment

Belts and Coolant Hose for Tractors

Application	Mfr. No.	Part No.	Application	Mfr. No.	Part No.
NEW HOLLAND - Continued			NEW HOLLAND - Continued		
TD4040			TJ325		
New Holland 4-Cyl. 195 Diesel			New Holland 6-Cyl. 543 Diesel		
2014-2013			2005-2002		
Serpentine Belt	47131754	♣K080545HD	Belt - Fan & Alt.	87443440	♣K080670HD
TG210			Tensioner Assy. - Fan & Alt.	87326910	38504
New Holland 6-Cyl. 8.3 L Diesel			TJ330		
2006-2002			New Holland 6-Cyl. 543 Diesel		
Belt - Fan & W.P.	87403144	♣K080859HD	2008-2006		
TG215			Belt - W.P.	87363088	♣K080675HD
New Holland 6-Cyl. 8.3 L Diesel			Tensioner Assy. - W.P.	87436755	38516
2008-2006			TJ380		
Belt - Fan & W.P.; W/8-Blade Fan	87441270	♣K080876HD	New Holland 6-Cyl. 787 Diesel		
Belt - Fan & W.P.; W/11-Blade Fan ...	87441272	♣K080865HD	2008-2006		
TG230			Belt - Fan & Alt.	504078066	♣K080991HD
New Holland 6-Cyl. 8.3 L Diesel			TJ430		
2006-2002			New Holland 6-Cyl. 787 Diesel		
Belt - Fan & W.P.	87403144	♣K080859HD	2008-2006		
TG245			Belt - W.P., Alt. & A.C.	87282333	♣K080991HD
New Holland 6-Cyl. 8.3 L Diesel			TJ480; TJ530		
2008-2006			Cummins 6-Cyl. 915 Diesel		
Belt - Fan & W.P.; W/8-Blade Fan	87441270	♣K080876HD	2008-2006		
Belt - Fan & W.P.; W/11-Blade Fan ...	87441272	♣K080865HD	Belt - Alt. & A.C.	87366407	♣K060635HD
TG255			TK76		
New Holland 6-Cyl. 8.3 L Diesel			New Holland 4-Cyl. 220 Diesel		
2006-2002			2003-2001		
Belt - Fan & W.P.	87403145	K080850HD	Belt - Fan & Alt.	98473705	7465
TG275			TK80		
New Holland 6-Cyl. 8.3 L Diesel			New Holland 4-Cyl. 220 Diesel		
2008-2006			2006-2004		
Belt - Fan & W.P.; W/8-Blade Fan	87441270	♣K080876HD	Belt - Fan & Alt.	98473705	7465
Belt - Fan & W.P.; W/11-Blade Fan ...	87441272	♣K080865HD	TK85		
TG285			New Holland 4-Cyl. 238 Diesel		
New Holland 6-Cyl. 8.3 L Diesel			2003-2001		
2006-2002			Belt - Fan & Alt.	98473705	7465
Belt - Fan & W.P.	87403145	K080850HD	TK90A		
TG305			New Holland 4-Cyl. 238 Diesel		
New Holland 6-Cyl. 8.3 L Diesel			2008-2006		
2008-2006			Belt - Fan & Alt.	98473705	7465
Belt - Fan & W.P.; W/8-Blade Fan	87441270	♣K080876HD	Belt - A.C.	5154152	♣9345HD
Belt - Fan & W.P.; W/11-Blade Fan ...	87441272	♣K080865HD	TK100A		
TJ275			New Holland 4-Cyl. 238 Diesel		
New Holland 6-Cyl. 8.3 L Diesel			2008-2004		
2006-2002			Belt - Fan & Alt.	98473705	7465
Belt - Fan & Alt.	87443440	♣K080670HD	TK4030V		
Tensioner Assy. - Fan & Alt.	87326910	38504	New Holland 4-Cyl. 195 Diesel		
TJ280			2014-2009		
New Holland 6-Cyl. 8.3 L Diesel			Serpentine Belt; W/O Cab	87705737	♣K080550HD
2008-2006			Serpentine Belt; W/Cab	47131754	♣K080545HD
Belt - Fan & W.P.	87363088	♣K080675HD	TK4050; TK4060		
Belt - A.C.	A189040	♣9463HD	New Holland 4-Cyl. 274 Diesel		
Tensioner Assy.	87436755	38516	2014-2009		
			Serpentine Belt; W/O Cab	47131754	♣K080545HD
			Serpentine Belt; W/Cab	J911587	♣K080537HD

♣ Standard Belt May Also Be Available.

Belts and Coolant Hose for Tractors

Application	Mfr. No.	Part No.	Application	Mfr. No.	Part No.
NEW HOLLAND - Continued			NEW HOLLAND - Continued		
TL100			TM175		
Iveco 4-Cyl. 238 Diesel			New Holland 6-Cyl. 456 Diesel		
2003-1999			2008-2002		
Belt - Fan & Alt.; W/O 85A. Alt.	98473705	7465	Serpentine Belt	87802822	♣K080806HD
Belt - Fan & Alt.; W/85A. Alt.	500369112	7460	TM190		
TL100A			New Holland 6-Cyl. 456 Diesel		
New Holland 4-Cyl. 273 Diesel			2008-2005		
2008-2004			Serpentine Belt		
Belt - Fan & Alt.; W/O Fan Clutch	47131754	♣K080545HD	87802822		♣K080806HD
Belt - Fan & Alt.; W/Viscous Fan			2004-2002		
Clutch	47135840	♣K080537HD	Belt - W.P., Alt. & A.C.		
Belt - A.C.	47129821	♣9412HD	87802822		♣K080806HD
TM115			TN55		
New Holland 6-Cyl. 456 Diesel			Iveco 3-Cyl. 179 Diesel		
2002-2000			2003-1999		
Belt - Fan & Alt.; W/A.C.	87800858	♣K080774HD	Belt - Fan & Alt.	98473705	7465
Belt - Fan & Alt.; W/O A.C.	87840341	♣K080580HD	TN60A; TN60DA		
TM120			New Holland 3-Cyl. 179 Diesel		
New Holland 6-Cyl. 456 Diesel			2008-2004		
2008-2002			Belt - Fan & Alt.		
Belt - Fan, Alt. & A.C.	87802822	♣K080806HD	98473705		7465
TM125			TN65		
New Holland 6-Cyl. 456 Diesel			Iveco 3-Cyl. 179 Diesel		
2002-2000			2003-1999		
Belt - Fan & Alt.; W/A.C.	87800858	♣K080774HD	Belt - Fan & Alt.	98473705	7465
Belt - Fan & Alt.; W/O A.C.	87840341	♣K080580HD	TN65F		
TM130			Iveco 4-Cyl. 238 Diesel		
New Holland 6-Cyl. 456 Diesel			2003-1998		
2008-2002			Belt - Fan & Alt.		
Belt - Fan, Alt. & A.C.	87802822	♣K080806HD	98473705		7465
TM135			Belt - A.C.		
New Holland 6-Cyl. 456 Diesel			5154152		♣9345HD
2002-2000			TN70		
Belt - Fan & Alt.; W/A.C.	87800858	♣K080774HD	Iveco 3-Cyl. 179 Diesel		
Belt - Fan & Alt.; W/O A.C.	87840341	♣K080580HD	2004-2000		
TM135			Belt - Fan & Alt.		
New Holland 6-Cyl. 456 Diesel			98473705		7465
2002-2000			TN70A		
Belt - Fan & Alt.; W/A.C.	87800858	♣K080774HD	New Holland 3-Cyl. 179 Diesel		
Belt - Fan & Alt.; W/O A.C.	87840341	♣K080580HD	2005-2004		
TM140			Belt - Fan & Alt.		
New Holland 6-Cyl. 456 Diesel			98473705		7465
2008-2002			TN70DA		
Belt - Fan, Alt. & A.C.	87802822	♣K080806HD	New Holland 3-Cyl. 179 Diesel		
TM150			2008-2004		
New Holland 6-Cyl. 456 Diesel			Belt - Fan & Alt.		
2002-2000			98473705		7465
Belt - Fan & Alt.; W/A.C.	87800858	♣K080774HD	TN70F		
Belt - Fan & Alt.; W/O A.C.	87840341	♣K080580HD	New Holland 4-Cyl. 238 Diesel		
TM155			2005-2003		
New Holland 6-Cyl. 456 Diesel			Belt - A.C.		
2008-2002			5154152		♣9345HD
Serpentine Belt	87802822	♣K080806HD	Belt - Fan & Alt.		
TM165			98473705		7465
New Holland 6-Cyl. 456 Diesel			TN75		
2002-2000			Iveco 3-Cyl. 179 Diesel		
Belt - Fan & Alt.; W/A.C.	87800858	♣K080774HD	2003-1999		
Belt - Fan & Alt.; W/O A.C.	87840341	♣K080580HD	Belt - Fan & Alt.		
TM155			98473705		7465
New Holland 6-Cyl. 456 Diesel			TN75A; TN75DA		
2002-2000			New Holland 3-Cyl. 179 Diesel		
Belt - Fan & Alt.; W/A.C.	87800858	♣K080774HD	2008-2004		
Belt - Fan & Alt.; W/O A.C.	87840341	♣K080580HD	Belt - Fan & Alt.		
TM155			98473705		7465

♣ Standard Belt May Also Be Available.

Agricultural Equipment

Belts and Coolant Hose for Tractors

Agricultural Equipment

Application	Mfr. No.	Part No.	Application	Mfr. No.	Part No.
NEW HOLLAND - Continued			NEW HOLLAND - Continued		
TN75F			TS100A		
Iveco 4-Cyl. 238 Diesel			New Holland 4-Cyl. 273 Diesel		
2003-1998			2008-2004		
Belt - Fan & Alt.	98473705	7465	Belt - Fan & Alt.	4899178	♣K080610HD
Belt - A.C.	5154152	♣9345HD	Belt - A.C.	87802911	K040390
TN75FA			TS110		
New Holland 4-Cyl. 238 Diesel			Genesis 4-Cyl. 304 Diesel		
2008-2004			2003-1998		
Belt - A.C.	5154152	♣9345HD	Belt - Fan & Alt.	82850752	♣K061005HD
Belt - Fan & Alt.	98473705	7465	Tensioner Assy.	87801689	38672
TN75SA; TN75VA			TS110A		
New Holland 3-Cyl. 179 Diesel			New Holland 4-Cyl. 274 Diesel		
2008-2004			2008-2007		
Belt - Fan & Alt.	98473705	7465	Belt - Fan	4899178	♣K080610HD
TN80F			Belt - A.C.		
New Holland 4-Cyl. 238 Diesel			Belt - A.C.		
2003-2002			Tensioner Assy. - Fan		
Belt - Fan & Alt.	98473705	7465		2852161	38639
Belt - A.C.	5154152	♣9345HD	TS115		
TN85DA			Genesis 4-Cyl. 304 Diesel		
New Holland 4-Cyl. 274 Diesel			2002-2001		
2008-2006			Tensioner Assy.		
Belt - Fan; W/O H.D. Cool.; W/O				87801689	38672
P.T.O.	47131754	♣K080545HD	TS115A		
Belt - Fan; W/H.D. Cool.; W/P.T.O.	47135840	♣K080537HD	New Holland 6-Cyl. 410 Diesel		
Belt - A.C.	47129821	♣9412HD	2008-2004		
TN85FA			Belt - Fan & Alt.		
New Holland 4-Cyl. 238 Diesel			Belt - A.C.		
2008-2004			2008-2004		
Belt - Fan & Alt.	98473705	7465	Belt - Fan & Alt.	4899178	♣K080610HD
Belt - A.C.	5154152	♣9345HD	Belt - A.C.	87802911	K040390
TN90F			TS125A		
Iveco 4-Cyl. 238 Diesel			New Holland 6-Cyl. 410 Diesel		
2001-1998			2008-2007		
Belt - Fan & Alt.	98473705	7465	Belt - Fan & Alt.	4899178	♣K080610HD
Belt - A.C.	5154152	♣9345HD	Belt - Fan & A.C.	87802911	K040390
TN95F			2006-2004		
New Holland 4-Cyl. 238 Diesel			Belt - Fan & A.C.		
2005-2002			Belt - Fan & Alt.		
Belt - Fan & Alt.	98473705	7465	Belt - Fan & Alt.	4899178	♣K080610HD
Belt - A.C.	5154152	♣9345HD	Belt - A.C.	87802911	K040390
TN95FA			TS135A		
New Holland 4-Cyl. 238 Diesel			New Holland 6-Cyl. 410 Diesel		
2008-2004			2008-2004		
Belt - Fan	98473705	②7465	Belt - Fan & Alt.	4899178	♣K080610HD
Belt - A.C.	5154152	♣9345HD	Belt - A.C.	87802911	K040390
TN95VA			TT50A		
New Holland 4-Cyl. 238 Diesel			New Holland 4-Cyl. 135 Diesel		
2008-2005			2009-2007		
Belt - Fan	98473705	②7465	Belt - Fan	301525A1	♣9370HD
Belt - A.C.	5154152	♣9345HD	TT75		
TS90; TS100			New Holland 4-Cyl. 238 Diesel		
Genesis 4-Cyl. 304 Diesel			2006-2004		
2003-1998			Belt - Alt.		
Belt - Fan & Alt.	82850752	♣K061005HD			7445
Tensioner Assy.	87801689	38672	TZ18DA; TZ22DA		
TS100A			New Holland 3-Cyl. 58 Diesel		
New Holland 4-Cyl. 273 Diesel			2008-2004		
2008-2004			Belt - Fan		
Belt - Fan & Alt.	4899178	♣K080610HD		SBA080109049	7300
Belt - A.C.	87802911	K040390	TZ24DA		
TS110			New Holland 3-Cyl. 61 Diesel		
Genesis 4-Cyl. 304 Diesel			2006-2004		
2003-1998			Belt - Fan		
Belt - Fan & Alt.	82850752	♣K061005HD		SBA080109049	7300
Tensioner Assy.	87801689	38672			

♣ Standard Belt May Also Be Available.

② Two Required.

Belts and Coolant Hose for Tractors

Application	Mfr. No.	Part No.	Application	Mfr. No.	Part No.
NEW HOLLAND - Continued			OLIVER - Continued		
TZ25DA			88 - Continued		
New Holland 3-Cyl. 61 Diesel			Oliver 6-Cyl. 231 Diesel - Continued		
2008-2004			1954-1947 - Continued		
Belt - Fan & Alt	224354	7300	Belt - Gen.	H1257	6825
Workmaster 45; Workmaster 55			Oliver 6-Cyl. 231 LPG		
Shibaura 4-Cyl. 135 Diesel			1954-1947		
2014-2009			Belt - Fan	K372	TR22380
Belt - Fan	301525A1	▲9370HD	Belt - Gen.	H1257	6825
Workmaster 75			Hose - Upper; Molded Hose		●25472
New Holland 4-Cyl. 195 Diesel			Hose - Upper; Strt. Hose(1 1/2" I.D.)		24224
2014-2010			Hose - Lower - Eng. To Pipe; (1 1/2" I.D.)		24224
Serpentine Belt	87705737	▲K080550HD	Hose - Lower - Pipe To Rad.; (1 1/2" I.D.)		24224
OLIVER			90		
66			Oliver 4-Cyl. 443		
Oliver 4-Cyl. 129			1952-1937		
1954-1949			Belt - Fan	A372	TR34545
Belt - Fan	M372	TR24365	99		
Belt - Fan, Gen. & S.P.	1M372B	7435	Oliver 4-Cyl. 443		
Belt - Gen.	H1257	6825	1956-1950		
Oliver 4-Cyl. 129 Diesel			Belt - Fan	K372	TR22380
1954-1949			Belt - Gen.	7A1257	9279
Belt - Fan	M372	TR24365	550		
Belt - Fan, Gen. & S.P.	1M372B	7435	Oliver 4-Cyl. 155		
Belt - Gen.	H1257	6825	1975-1958		
77			Belt - Fan & Gen.; W/P.S.; Ser. No.		
Oliver 6-Cyl. 194			72831 & Before	1M372B	7435
1954-1948			Belt - Fan & Gen.; W/P.S.; Ser. No. 72832 & After		7450
Belt - Fan	M372	TR24365	Belt - Fan & Gen.; W/O P.S.; Ser. No. 72831 & Before ..		7425
Belt - Gen.	H1257	6825	Belt - Fan & Gen.; W/O P.S.; Ser. No. 72832 & After		7440
Oliver 6-Cyl. 194 Diesel			Belt - P.S.		7430
1954-1948			Hose - Upper; Ser. No. 127364 & Before		☉<20065
Belt - Fan	M372	TR24365			or ●25473
Belt - Gen.	H1257	6825	Hose - Upper; Ser. No. 127365 & After		☉<20065
Oliver 6-Cyl. 194 LPG					or ●25526
1954-1948			Hose - Lower; Ser. No. 127364 & Before		●25476
Belt - Fan	M372	TR24365	Oliver 4-Cyl. 155 Diesel		
Belt - Gen.	H1257	6825	1975-1958		
80			Belt - Fan & Gen.; W/P.S.; Ser. No.		
Oliver 4-Cyl. 298			72831 & Before	1M372B	7435
1948-1937			Belt - Fan & Gen.; W/P.S.; Ser. No. 72832 & After		7450
Belt - Fan	C372A	TR30467	Belt - Fan & Gen.; W/O P.S.; Ser. No. 72831 & Before ..		7425
Belt - Gen.	C1257A	TR22299	Belt - Fan & Gen.; W/O P.S.; Ser. No. 72832 & After		7440
Oliver 4-Cyl. 334 Distillate			Belt - P.S.		7430
1948-1937			Hose - Upper; Ser. No. 72381 & Before		☉<20065
Belt - Fan	C372A	TR30467			or ●25473
Belt - Gen.	C1257A	TR22299	Hose - Upper; Ser. No. 72382 Thru 127364		☉<20065
88					or ●25526
Oliver 6-Cyl. 231			Hose - Upper; Ser. No. 127365 & After		☉<20065
1954-1947					or ●25526
Belt - Fan	K372	TR22380	Hose - Lower; Ser. No. 72381 & Before		●25476
Belt - Gen.	H1257	6825	Hose - By Pass; Ser. No. 127364 & Before(1 1/2" I.D.) .		24224
Hose - Upper; Molded Hose		●25472	660		
Hose - Upper; Strt. Hose(1 1/2" I.D.)		24224	Oliver 4-Cyl. 155		
Hose - Lower - Eng. To Pipe; (1 1/2" I.D.)		24224	1964-1959		
Hose - Lower - Pipe To Rad.; (1 1/2" I.D.)		24224	Belt - Fan & Gen.		7425
Oliver 6-Cyl. 231 Diesel			Belt - Fan, Gen. & S.P.	1M372B	7435
1954-1947			Hose - Upper		☉<20267
Belt - Fan	K372	TR22380			or ●25472
			Hose - Lower; (1 1/2" I.D.)		24224

▲ Standard Belt May Also Be Available.
☉< Cut to Fit.

● Vulco-Flex® Coolant Hose.

Belts and Coolant Hose for Tractors

Application	Mfr. No.	Part No.	Application	Mfr. No.	Part No.
OLIVER - Continued			OLIVER - Continued		
660 - Continued			990		
Oliver 4-Cyl. 155 Diesel - Continued			GM 3-Cyl. 213 Diesel		
1964-1959 - Continued			1961-1958		
Hose - Upper		●25472	Belt - Fan & Alt.	106355A	TR34467
Hose - Lower; (1 1/2" I.D.)		24224	Hose - Upper		☞20206
			Hose - Lower; (2 1/4" I.D.)		24236
770			995		
Oliver 6-Cyl. 216			GM 3-Cyl. 213 Diesel		
1967-1958			1961-1958		
Belt - Fan & Gen.; W/P.S.; Ser. No. 60501 Thru 73638	1M372B	7435	Belt - Fan & Alt.	106355A	TR34467
Belt - Fan & Gen.; W/P.S.; Ser. No. 73639 Thru 117124	1K372B	7455			
Belt - Fan & Gen.; W/P.S.; Ser. No. 117125 & After		7440			
Belt - Fan & Gen.; W/O P.S.; Ser. No. 73639 & After		7430			
Belt - P.S.; W/49 1/8" Belt O.C.		7490			
Belt - P.S.; W/52 5/8" Belt O.C.	106821A	7525			
Hose - Upper		☞20065			
	or	●25473			
Oliver 6-Cyl. 216 Diesel			1265		
1967-1958			Fiat 3-Cyl. 158 Diesel		
Belt - Fan & Gen.; W/P.S.; Ser. No. 60501 Thru 73638	1M372B	7435	1975-1971		
Belt - Fan & Gen.; W/P.S.; Ser. No. 73639 Thru 117124	1K372B	7455	Belt - Fan & Alt.	4818920	7455
Belt - Fan & Gen.; W/P.S.; Ser. No. 117125 & After		7440	Hose - Upper		●26508
Belt - Fan & Gen.; W/O P.S.; Ser. No. 73639 & After		7430	Hose - Lower - Eng. To Pipe; (1 1/2" I.D.)		24224
Belt - P.S.; W/49 1/8" Belt O.C.		7490	Hose - Lower - Pipe To Rad.; (1 1/2" I.D.)		24224
Belt - P.S.; W/52 5/8" Belt O.C.	106821A	7525			
Hose - Upper		☞20065			
	or	●25473			
Oliver 6-Cyl. 216 LPG			1355		
1967-1958			Fiat 4-Cyl. 190 Diesel		
Hose - Upper		☞20065	1971-1969		
	or	●25472	Belt - Fan & Alt.		②●9580HD
			Belt - A.C.		③●9580HD
			Hose - Upper		●26612
			Hose - Lower; (2 3/4" I.D.)		24244
			Hose - By Pass; (2" I.D.)		24232
880			1365		
Oliver 6-Cyl. 265			Fiat 4-Cyl. 211 Diesel		
1963-1958			1975-1971		
Belt - Fan & Gen.; W/P.S.; Ser. No. 60501 Thru 117124	1K372B	7455	Belt - Fan & Alt.	676865A	7450
Belt - Fan & Gen.; W/P.S.; Ser. No. 117125 & After		7440	Hose - Upper		●26603
Belt - Fan & Gen.; W/O P.S.		7430	Hose - Lower - Eng. To Pipe; (1 1/2" I.D.)		24224
Belt - P.S.	106821A	7525	Hose - Lower - Pipe To Rad.		20351
Hose - Upper		☞20065			
	or	●25473			
Hose - Lower; (1 1/2" I.D.)		24224			
Oliver 6-Cyl. 265 Diesel			1450		
1963-1958			Fiat 4-Cyl. 268 Diesel		
Belt - Fan & Gen.; W/P.S.; Ser. No. 60501 Thru 117124	1K372B	7455	1969-1967		
Belt - Fan & Gen.; W/P.S.; Ser. No. 117125 & After		7440	Belt - Fan & Alt./Gen.		
Belt - Fan & Gen.; W/O P.S.		7430	TR22508		
Belt - P.S.	106821A	7525	1550		
Hose - Upper		☞20065	Oliver 6-Cyl. 232		
	or	●25473	1969-1965		
Hose - Lower; (1 1/2" I.D.)		24224	Belt - Fan & Gen.; Ser. No. 160000		
			Thru 169844		
			160610A		
			●9447HD		
			Belt - Fan & Gen.; Ser. No. 169845 &		
			After		
			162123A		
			7445		
			Belt - P.S.		
			157176AA		
			7290		
			Belt - A.C.		
			7480		
			Hose - Lower - Eng. To Pipe; Ser. No. 160000 Thru		
			201509(1 3/4" I.D.)		
			24228		
			Hose - Lower - Eng. To Pipe; Ser. No. 201501 & After .		
			☞20520		
			Hose - Lower - Pipe To Rad.; Ser. No. 160000 Thru		
			201509(1 3/4" I.D.)		
			24228		
			Hose - Lower - Pipe To Rad.; Ser. No. 201501 & After(2		
			1/8" I.D.)		
			24234		
950			Oliver 6-Cyl. 232 Diesel		
Oliver 6-Cyl. 302			1969-1965		
1961-1958			Belt - Fan & Gen.; Ser. No. 160000		
Hose - Upper		☞20206	Thru 168920		
Hose - Lower; (2 1/4" I.D.)		24236	160610A		
			●9447HD		
Oliver 6-Cyl. 302 Diesel			Belt - Fan & Gen.; Ser. No. 168921 &		
1961-1958			After		
Hose - Upper		☞20206	158679A		
Hose - Lower; (2 1/4" I.D.)		24236	7450		
			Belt - P.S.		
			157177AA		
			7375		
			Belt - A.C.		
			167897A		
			7480		
			Hose - Lower; (1 3/4" I.D.)		
			24228		

- Vulco-Flex® Coolant Hose.
- ② Two Required.
- ③ Three Required.

- ☞ Cut to Fit.
- ♣ Standard Belt May Also Be Available.

Belts and Coolant Hose for Tractors

Application	Mfr. No.	Part No.	Application	Mfr. No.	Part No.
OLIVER - Continued			OLIVER - Continued		
1550 - Continued			1650 - Continued		
Oliver 6-Cyl. 232 LPG			Oliver 6-Cyl. 265 - Continued		
1969-1965			1969-1964 - Continued		
Belt - Fan & Gen.; Ser. No. 160000 Thru 169386	160610A	▲9447HD	Hose - Upper; Ser. No. 137613 Thru 178174		●26509
Belt - Fan & Gen.; Ser. No. 169387 & After	162123A	7445	Hose - Upper; Ser. No. 178175 & After		⊗<20611
Belt - P.S.	157176AA	7290	Hose - Lower; Ser. No. 124420 & After(1 3/4" I.D.)		24228
Belt - A.C.	167897A	7480	Hose - Lower; Ser. No. 147569 Thru 178179(1 3/4" I.D.)		24228
1555			Oliver 6-Cyl. 265 LPG		
Oliver 6-Cyl. 232			1969-1964		
1975-1969			Belt - Fan & Alt. 158679A		
Belt - Fan & Alt.	162123A	7445	Hose - Upper; Ser. No. 124420 & After(1 3/4" I.D.)		24228
Belt - P.S.	157176AA	7290	Hose - Upper; Ser. No. 137613 Thru 178174		⊗<20611
Belt - A.C.	167897A	7480		or	●26509
Hose - Lower - Eng. To Pipe		⊗<20520	Hose - Upper; Ser. No. 178175 & After		⊗<20611
Hose - Lower - Pipe To Rad.; (2 1/8" I.D.)		24234	Hose - Lower; Ser. No. 124420 & After(1 3/4" I.D.)		24228
Oliver 6-Cyl. 232 Diesel			Oliver 6-Cyl. 265 Diesel		
1975-1969			1969-1964		
Belt - Fan & Alt.	158679A	7450	Belt - Fan & Alt.; W/Single Belt	157680A	7460
Belt - P.S.	157177AA	7375	Belt - Fan & Alt.; W/Dual Belts	162071A	⊗7460
Belt - A.C.	167897A	7480	Belt - P.S.	157177AA	7390
Hose - Lower; (1 3/4" I.D.)		24228	Hose - Upper; Ser. No. 147569 Thru 178174		⊗<20401
1600			Oliver 6-Cyl. 283 Diesel		
Oliver 6-Cyl. 231			1969-1964		
1964-1962			Belt - Fan & Alt. 158679A		
Belt - Fan & Gen.; W/42 5/8" Belt O.C.		7425	Belt - P.S.	157176AA	7290
Belt - Fan & Gen.; W/43 1/8" Belt O.C.		7430	Belt - A.C.	167897A	7480
Belt - P.S.	156096A	7500	Hose - Upper		⊗<20611
Hose - Upper; Ser. No. 124420 Thru 137612		⊗<21660		or	●26508
		or	Hose - Upper; Ser. No. 178175 & After		●26508
Hose - Upper; Ser. No. 137613 & After		⊗<20611	Hose - Lower; Ser. No. 147569 Thru 178174(1 3/4" I.D.)		24228
		or	Hose - Lower; Ser. No. 178175 & After(2 1/8" I.D.)		24234
Hose - Lower - Eng. To Pipe; (1 3/4" I.D.)		24228	1655		
Hose - Lower - Pipe To Rad.; (1 3/4" I.D.)		24228	Oliver 6-Cyl. 265		
Oliver 6-Cyl. 248			1975-1969		
1964-1962			Belt - Fan & Alt. 158679A		
Belt - Fan & Gen.; W/42 5/8" Belt O.C.		7425	Belt - P.S.	157176AA	7290
Belt - Fan & Gen.; W/43 1/8" Belt O.C.		7430	Belt - A.C.	167897A	7480
Belt - P.S.	156096A	7500	Hose - Upper		⊗<20611
Hose - Upper; Ser. No. 124420 Thru 137612		⊗<21660		or	●26508
		or	Hose - Lower - Eng. To Pipe; (1 3/4" I.D.)		24228
Hose - Upper; Ser. No. 137613 & After		⊗<20611	Hose - Lower - Pipe To Rad.		⊗<20520
		or	Oliver 6-Cyl. 283 Diesel		
Hose - Lower - Eng. To Pipe; (1 3/4" I.D.)		24228	1975-1969		
Hose - Lower - Pipe To Rad.; (1 3/4" I.D.)		24228	Belt - Fan & Alt.; W/Single Belt		
Oliver 6-Cyl. 265 Diesel			Belt - Fan & Alt.; W/Dual Belts; W/46 1/8" Belt O.C.		
1964-1962			162071A		
Belt - Fan & Gen.; W/42 5/8" Belt O.C.		7425		⊗7460	
Belt - Fan & Gen.; W/43 1/8" Belt O.C.		7430	Belt - Fan & Alt.; W/Dual Belts; W/47 1/4" Belt O.C.		⊗▲9470HD
Belt - P.S.	156096A	7500	Belt - P.S.	157177A	7375
Hose - Upper; Ser. No. 124420 Thru 139392		⊗<21660	Belt - A.C.	167897A	7480
		or	Hose - Upper		⊗<20611
Hose - Upper; Ser. No. 139393 Thru 147568		⊗<20611		or	●26508
		or	Hose - Lower - Eng. To Pipe; (1 3/4" I.D.)		24228
Hose - Upper; Ser. No. 124420 Thru 127612		21256	Hose - Lower - Pipe To Rad.		⊗<20520
		or	1750		
Hose - Lower - Eng. To Pipe; (1 3/4" I.D.)		24228	Oliver 6-Cyl. 283		
Hose - Lower - Pipe To Rad.; (1 3/4" I.D.)		24228	1969-1964		
1650			Belt - Fan & Alt. 162071A		
Oliver 6-Cyl. 265			Belt - A.C. 167897A		
1969-1964			Hose - Upper; W/Row Crop Style		
Belt - Fan & Alt.	158679A	7450			●26509
Hose - Upper; Ser. No. 124420 & After(1 3/4" I.D.)		24228	Hose - Upper; W/O Row Crop Style		●26508
Hose - Upper; Ser. No. 137613 Thru 178174		⊗<20611	Hose - Lower; (2 1/8" I.D.)		24234
1969-1964			Oliver 6-Cyl. 310 Diesel		
1969-1964			1969-1964		
Belt - Fan & Alt.	158679A	7450	Belt - Fan & Alt.	162071A	⊗7460
Hose - Upper; Ser. No. 124420 & After(1 3/4" I.D.)		24228	Belt - A.C.	167897A	7480
Hose - Upper; Ser. No. 137613 Thru 178174		⊗<20611	Hose - Upper; W/Row Crop Style		●26509
1969-1964			Hose - Upper; W/O Row Crop Style		
1969-1964			Hose - Lower; (2 1/8" I.D.)		
Belt - Fan & Alt.	158679A	7450			●26508
Hose - Upper; Ser. No. 124420 & After(1 3/4" I.D.)		24228	Hose - Lower; (2 1/8" I.D.)		24234
Hose - Upper; Ser. No. 137613 Thru 178174		⊗<20611	1969-1964		

▲ Standard Belt May Also Be Available.
● Vulco-Flex® Coolant Hose.

⊗ Cut to Fit.
⊗ Two Required.

Belts and Coolant Hose for Tractors

Agricultural Equipment

Application	Mfr. No.	Part No.
OLIVER - Continued		
1755		
Oliver 6-Cyl. 283		
1975-1970		
Belt - Fan & Alt.	162071A	②7460
Belt - P.S.	157176A	7290
Belt - A.C.	167897A	7480
Hose - Upper; W/Row Crop Style		●26509
Hose - Upper; W/Wheatland Style		●26508
Hose - Lower - Eng. To Pipe; (2 1/8" I.D.)		24234
Hose - Lower - Pipe To Rad.; (2 1/8" I.D.)		24234
Oliver 6-Cyl. 310 Diesel		
1975-1970		
Belt - Fan & Alt.	162071A	②7460
Belt - P.S.; W/A.C.	103926A	7250
Belt - P.S.; W/O A.C.	168052A	7417
Belt - A.C.	167897A	7480
Hose - Upper; W/Row Crop, Wheatland Style		●26508
Hose - Lower - Eng. To Pipe; (2 1/8" I.D.)		24234
Hose - Lower - Pipe To Rad.; (2 1/8" I.D.)		24234
1800		
Oliver 6-Cyl. 265		
1963-1960		
Belt - Fan & Gen.; Ser. No. 124395 & Before	1M372B	7435
Belt - Fan & Gen.; Ser. No. 124396 & After		7440
Belt - P.S.	106834A	7320
Hose - Upper		⊗20611
Hose - Lower; W/Row Crop Style		●26509
Hose - Lower; W/O Row Crop Style		●26508
Oliver 6-Cyl. 265 LPG		
1962-1960		
Hose - Upper; W/Row Crop Style		⊗20611
	or	●26509
Hose - Upper; W/O Row Crop Style; Ser. No. 140076 & Before		⊗20611
Hose - Upper; W/O Row Crop Style; Ser. No. 140077 & After		⊗20611
	or	●26508
Hose - Lower; Ser. No. 124395 & Before		●26502
Hose - Lower; Ser. No. 124396 & After(2 1/4" I.D.)		24236
Oliver 6-Cyl. 283 Diesel		
1963-1960		
Belt - Fan & Gen.; Ser. No. 124395 & Before	1M372B	7435
Belt - Fan & Gen.; Ser. No. 124396 & After		7440
Belt - P.S.; W/37 5/8" Belt O.C.	157177A	7375
Belt - P.S.; W/41 5/8" Belt O.C.	1M372A	7417
Hose - Upper		●26521
Hose - Lower		●26502
1850		
Oliver 6-Cyl. 310		
1969-1964		
Belt - Fan & Alt.	157680A	7460
Belt - P.S.		7290
Hose - Upper; W/Row Crop Style		●26509
Hose - Upper; W/O Row Crop Style		●26508
Hose - Lower - Eng. To Pipe; (2 1/4" I.D.)		24236
Hose - Lower - Pipe To Rad.; (2 1/4" I.D.)		24236
Oliver 6-Cyl. 384 Diesel		
1969-1964		
Belt - Fan & Alt.; Ser. No. 150421 Thru 168342	158599A	▲9490HD
Belt - Fan & Alt.; Ser. No. 168343 & After	162075A	▲9500HD
Belt - P.S.	157177AA	7375
Hose - Lower - Eng. To Pipe		⊗20882

Application	Mfr. No.	Part No.
OLIVER - Continued		
1850 - Continued		
Oliver 6-Cyl. 384 Diesel - Continued		
1969-1964 - Continued		
Hose - Lower - Pipe To Rad.; (1 3/4" I.D.)		24228
Perkins 6-Cyl. 354 Diesel		
1969-1964		
Belt - Fan & Alt.; Ser. No. 150421 Thru 168342	158599A	▲9490HD
Belt - Fan & Alt.; Ser. No. 168343 & After	162075A	▲9500HD
Belt - P.S.	157177AA	7375
Hose - Lower - Eng. To Pipe		⊗20882
Hose - Lower - Pipe To Rad.; (1 3/4" I.D.)		24228
1855		
Oliver 6-Cyl. 310		
1975-1969		
Belt - Fan & Alt.	162071A	②7460
Belt - P.S.	157176AA	7290
Belt - A.C.	167897A	7480
Hose - Upper; W/Row Crop Style		●26509
Hose - Upper; W/Wheatland Style		●26508
Hose - Lower - Eng. To Pipe; (2 1/8" I.D.)		24234
Hose - Lower - Pipe To Rad.; (2 1/8" I.D.)		24234
Oliver 6-Cyl. 310 Diesel		
1975-1969		
Belt - Fan & Alt.	162071A	②7460
Belt - P.S.; W/A.C.	103926A	7250
Belt - P.S.; W/O A.C.	168052A	7417
Belt - A.C.	167897A	7480
Hose - Upper; W/Row Crop Style		●26509
Hose - Upper; W/Wheatland Style		●26508
Hose - Lower - Eng. To Pipe; (2 1/8" I.D.)		24234
Hose - Lower - Pipe To Rad.; (2 1/8" I.D.)		24234
1900		
GM 4-Cyl. 212 Diesel		
1963-1960		
Belt - Fan; Ser. No. 90525 Thru 124395	106093A	▲9390HD
Belt - Fan; Ser. No. 124396 & After ...	155985A	▲9400HD
Belt - Gen.	1M372A	7417
Belt - P.S.; Ser. No. 90525 Thru 134683	106841A	7280
Hose - Upper		●25476
Hose - Lower		●26504
1950		
GM 4-Cyl. 212 Diesel		
1970-1964		
Belt - Fan	155985A	▲9400HD
Belt - Alt.	157751A	7417
Belt - P.S.; Ser. No. 150421 & After; W/32 1/8" Belt O.C.	157187AA	7320
Belt - P.S.; Ser. No. 150421 & After; W/34 1/4" Belt O.C.	167910A	②7340
Hose - Upper; Ser. No. 150421 Thru 163701		⊗21794
	or	●25476
Hose - Upper; Ser. No. 163702 & After		⊗20046
	or	●25478
Hose - Lower		●26504
1950T		
Oliver 6-Cyl. 310 Diesel		
1969		
Belt - Fan & Alt.		②7460
Belt - A.C.	167890A	▲9530HD
Hose - Upper; W/Row Crop Style		⊗20611
	or	●26509

 ② Two Required.
 ⊗ Cut to Fit.

 ● Vulco-Flex® Coolant Hose.
 ▲ Standard Belt May Also Be Available.

Belts and Coolant Hose for Tractors

Application	Mfr. No.	Part No.	Application	Mfr. No.	Part No.
OLIVER - Continued			OLIVER - Continued		
1950T - Continued			2255		
Oliver 6-Cyl. 310 Diesel - Continued			Caterpillar 3150 Diesel		
1969 - Continued			1976-1972		
Hose - Upper; W/Wheatland Style		●26508	Belt - Fan & Alt.	303075087	②▲9490HD
Hose - Lower - Eng. To Pipe; (2 1/8" I.D.)		24234	Belt - P.S.		7300
Hose - Lower - Pipe To Rad.; (2 1/8" I.D.)		24234	Belt - A.C.	303076253	▲9640HD
1968			Hose - Upper - Eng. To Pipe; (2" I.D.)		24232
Belt - Fan & Alt.		②7460	Hose - Upper - Pipe To Rad.; (2" I.D.)		24232
Belt - A.C.; Ser. No. 204000 & Before . 167897A		7480	Hose - Lower		⊘20611
Belt - A.C.; Ser. No. 204001 & After ... 167890A		▲9530HD		or	●26516
Hose - Upper; W/Row Crop Style		⊘20611	Caterpillar 3208 Diesel		
		or	1976-1972		
		●26509	Belt - Fan & Alt.	303075087	②▲9490HD
Hose - Upper; W/Wheatland Style		●26508	Belt - P.S.		7300
Hose - Lower - Eng. To Pipe; (2 1/8" I.D.)		24234	Belt - A.C.	303076253	▲9640HD
Hose - Lower - Pipe To Rad.; (2 1/8" I.D.)		24234	Hose - Upper - Eng. To Pipe; (2 1/4" I.D.)		24236
1967			Hose - Upper - Pipe To Rad.; (2 1/4" I.D.)		24236
Belt - Fan & Alt.		②7460	Hose - Lower		⊘20611
Belt - A.C. 167897A		7480		or	●26509
Hose - Upper; W/Row Crop Style		⊘20611	2655		
		or	Minneapolis-Moline 6-Cyl. 504 LPG		
		●26509	1972-1970		
Hose - Upper; W/Wheatland Style		●26508	Belt - Fan & Alt.	200007935	②▲9580HD
Hose - Lower - Eng. To Pipe; (2 1/8" I.D.)		24234	Belt - P.S.; Ser. No. 45700132,		
Hose - Lower - Pipe To Rad.; (2 1/8" I.D.)		24234	45600262 & Before	207000472	③7430
1955			Hose - Upper		●26505
Oliver 6-Cyl. 310 Diesel			Hose - Lower; (2 3/8" I.D.)		24238
1974-1969			Hose - By Pass; (2" I.D.)		24232
Belt - Fan & Alt. 157680A		②7460	Minneapolis-Moline 6-Cyl. 585 Diesel		
Belt - P.S.; W/A.C. 103926A		7250	1972-1970		
Belt - P.S.; W/O A.C. 168052A		7417	Belt - Fan & Alt.	200007935	②▲9580HD
Belt - A.C. 167897A		7480	Belt - P.S.; Ser. No. 45700132,		
Hose - Upper; W/Row Crop Style		●26509	45600262 & Before	207000472	③7430
Hose - Upper; W/Wheatland Style		●26508	AG6		
Hose - Lower - Eng. To Pipe; (2 1/8" I.D.)		24234	Continental 4-Cyl. 226		
Hose - Lower - Pipe To Rad.; (2 1/8" I.D.)		24234	1957-1944		
2050			Belt - Fan	141106	TR30428
White-Hercules 6-Cyl. 478 Diesel			Belt - Fan & Gen.	141199	TR32491
1969-1968			BD		
Belt - Fan	166301A	②▲9580HD	Hercules 6-Cyl. 298 Diesel		
Belt - A.C. 167890A		▲9530HD	1956-1946		
Hose - Upper		⊘20611	Belt - Fan	28056	TR28406
		or	Belt - Starter	55476	②TR28545
		●26508	BG		
Hose - Lower; (2 1/2" I.D.)		24240	Hercules 4-Cyl. 320		
2150			1944-1939		
White-Hercules 6-Cyl. 478 Diesel			Belt - Fan	28056	TR28406
1969-1968			Belt - Starter	55476	②TR28545
Belt - Fan	167836A	②▲9570HD	BGS		
Belt - A.C. 167890A		▲9530HD	Hercules 4-Cyl. 320		
Hose - Upper		⊘20611	1955-1946		
		or	Belt - Fan	28056	TR28406
		●26508	Belt - Starter	55476	②TR28545
Hose - Lower; (2 1/2" I.D.)		24240	GG		
2155			Hercules 4-Cyl. 133		
Minneapolis-Moline 6-Cyl. 504 LPG			1942-1939		
1971			Belt - Fan	112019	TR26341
Hose - Upper		●26505			
Hose - Lower; (2 3/8" I.D.)		24238			
Hose - By Pass; (2" I.D.)		24232			
Minneapolis-Moline 6-Cyl. 585 Diesel					
1971					
Belt - Fan & Alt. 10A30623		②▲9580HD			
Belt - P.S. 10A30590		▲9505HD			
Hose - Lower; (2 3/8" I.D.)		24238			
Hose - By Pass; (2" I.D.)		24232			

● Vulco-Flex® Coolant Hose.
 ▲ Standard Belt May Also Be Available.
 ③ Three Required.

② Two Required.
 ⊘ Cut to Fit.

Belts and Coolant Hose for Tractors

Application	Mfr. No.	Part No.	Application	Mfr. No.	Part No.
OLIVER - Continued			OLIVER - Continued		
HG			Super 77 - Continued		
Hercules 4-Cyl. 133			Oliver 6-Cyl. 216 - Continued		
1951-1946			1958-1954 - Continued		
Belt - Fan	117423	TR26366	Belt - Fan & Gen.; W/O P.S.	1M372A	7417
Belt - Fan & Gen.	117424	TR28406	Belt - Fan & Gen.; W/P.S.	1M372B	7435
Hercules 4-Cyl. 133 Diesel			Belt - Gen.	A1257A	TR22299
1951-1946			Hose - Upper		⊗20267
Belt - Fan	117423	TR26366		or	●25472
Belt - Fan & Gen.	117424	TR28406	Hose - Lower; (1 1/2" I.D.)		24224
OC9			Oliver 6-Cyl. 216 Diesel		
Hercules DD198			1958-1954		
1965-1959			Belt - Fan	C372A	TR28454
Belt - Fan & Gen.	606670F	♣9530HD	Belt - Fan & Gen.; W/O P.S.	1M372A	7417
Hose - Upper		⊗20416	Belt - Fan & Gen.; W/P.S.	1M372B	7435
		or	Belt - Gen.	A1257A	TR22299
Hose - Lower		●25482	Hose - Upper		⊗20267
		●25478		or	●25472
OC12			Hose - Lower; (1 1/2" I.D.)		24224
Hercules DJXC			Oliver 6-Cyl. 216 LPG		
1961-1954			1958-1954		
Belt - Fan & Gen.	24270	TR28557	Belt - Fan	C372A	TR28454
OC15			Belt - Fan & Gen.; W/O P.S.	1M372A	7417
Hercules DRXC			Belt - Fan & Gen.; W/P.S.	1M372B	7435
1961-1956			Belt - Gen.	A1257A	TR22299
Belt - Fan		TR34506	Hose - Upper		⊗20267
Super 55				or	●25472
Oliver 4-Cyl. 144			Hose - Lower; (1 1/2" I.D.)		24224
1958-1954			Super 88		
Belt - Fan & Gen.; W/W.P.	1M372B	7435	Oliver 6-Cyl. 265		
Belt - Fan & Gen.; W/O W.P.	1M372A	7417	1958-1954		
Hose - Upper		⊗20065	Belt - Fan & Gen.; W/P.S.	1K372B	7455
		or	Belt - Fan & Gen.; W/O P.S.	1K372A	7425
Hose - Lower		●25473	Hose - Upper; Molded Hose		●25472
Hose - By Pass; (1 1/2" I.D.)		●25476	Hose - Upper; Strt. Hose(1 1/2" I.D.)		24224
		24224	Hose - Lower - Eng. To Pipe; (1 1/2" I.D.)		24224
Oliver 4-Cyl. 144 Diesel			Hose - Lower - Pipe To Rad.; (1 1/2" I.D.)		24224
1958-1954			Oliver 6-Cyl. 265 Diesel		
Belt - Fan & Gen.; W/W.P.	1M372B	7435	1958-1954		
Belt - Fan & Gen.; W/O W.P.	1M372A	7417	Belt - Fan & Gen.; W/P.S.	1K372B	7455
Hose - Upper		⊗20065	Belt - Fan & Gen.; W/O P.S.	1K372A	7425
		or	Oliver 6-Cyl. 265 LPG		
Hose - Lower		●25473	1958-1954		
Hose - By Pass; (1 1/2" I.D.)		●25476	Belt - Fan & Gen.; W/P.S.	1K372B	7455
		24224	Belt - Fan & Gen.; W/O P.S.	1K372A	7425
Super 66			Oliver 6-Cyl. 265 Diesel		
Oliver 4-Cyl. 144			1958-1954		
1958-1954			Belt - Fan	5189569	TR34467
Belt - Fan & Gen.; W/W.P.	1M372B	7435	Oliver 6-Cyl. 302		
Belt - Fan & Gen.; W/O W.P.	1M372A	7417	1958-1954		
Hose - Upper		⊗20267	Belt - Fan & Gen.	7A372B	♣9440HD
		or	Oliver 6-Cyl. 302 Diesel		
Hose - Lower; (1 1/2" I.D.)		●25472	1958-1954		
		24224	Belt - Fan & Gen.	7A372B	♣9440HD
Oliver 4-Cyl. 144 Diesel			Super 99		
1958-1954			GM 3-Cyl. 213 Diesel		
Belt - Fan & Gen.; W/W.P.	1M372B	7435	1958-1954		
Belt - Fan & Gen.; W/O W.P.	1M372A	7417	Belt - Fan		
Hose - Upper		⊗20267	Oliver 6-Cyl. 302		
		or	1958-1954		
Hose - Lower; (1 1/2" I.D.)		●25472	Belt - Fan & Gen.		
		24224	Oliver 6-Cyl. 302 Diesel		
Super 77			1958-1954		
Oliver 6-Cyl. 216			Belt - Fan & Gen.		
1958-1954			Belt - Fan	C372A	TR28454
Belt - Fan			Super 99		

♣ Standard Belt May Also Be Available.
● Vulco-Flex® Coolant Hose.

⊗ Cut to Fit.

Belts and Coolant Hose for Tractors

Application	Mfr. No.	Part No.	Application	Mfr. No.	Part No.
SAME			SHEPPARD		
Corsaro 70			SD2		
SAME 4-Cyl. 221 Diesel			Sheppard 2-Cyl. 142 Diesel		
1986-1980			1957-1949		
Belt - Blower & Alt.		②7560	Belt - Fan & Gen.		0400251 TR22570
Delfino 35			SD3		
SAME 2-Cyl. 110 Diesel			Sheppard 3-Cyl. 188 Diesel		
1985-1981			1957-1948		
Belt - Blower & Alt.		7541	Belt - Fan & Gen.		0400251 TR22570
Explorer 75			SD4		
SAME 4-Cyl. 244 Diesel			Sheppard 4-Cyl. 318 Diesel		
1987-1985			1957-1955		
Belt - Blower & Alt.		②7520	Belt - Fan & Gen.		0400050 7575
Explorer 90			SDG2		
SAME 4-Cyl. 244 Diesel			Sheppard 2-Cyl. 142 Diesel		
2001-1987			1956-1950		
Belt - Blower & Alt.		7525	Belt - Fan & Gen.		0400251 TR22570
Frutteto II 60			SDG3		
SAME 3-Cyl. 183 Diesel			Sheppard 3-Cyl. 213 Diesel		
2001-1992			1956-1950		
Belt - Alt.		7280	Belt - Fan & Gen.		0400251 TR22570
Frutteto II 75			SDO2		
SAME 4-Cyl. 244 Diesel			Sheppard 2-Cyl. 142 Diesel		
2001-1992			1956-1950		
Belt - Alt.		7280	Belt - Fan & Gen.		0400251 TR22570
Frutteto II 85			SDO3		
SAME 4-Cyl. 244 Diesel			Sheppard 3-Cyl. 188 Diesel		
2001-1990			1956-1950		
Belt - Alt.		7280	Belt - Fan & Gen.		0400251 TR22570
Mercury 75			STEIGER		
SAME 4-Cyl. 254 Diesel			Bearcat 1000		
1986-1982			Cummins L10 Diesel		
Belt - Blower & Alt.		②7570	1987-1986		
Mercury 85			Belt - Fan		3034942 ♣K080465HD
SAME 4-Cyl. 254 Diesel			Belt - A.C.		016864 ♣9390HD
1991-1982			Hose - Upper		●26525
Belt - Blower & Alt.		②7570	Bearcat I		
Minitaurus 60			Caterpillar 3208 Diesel		
SAME 3-Cyl. 190 Diesel			1974-1970		
1988-1980			Belt - W.P. & Alt.; W/55A. Alt.		06019 ②♣9550HD
Belt - Blower & Alt.		②7560	Belt - W.P. & Alt.; W/72A. Alt.		061464 ②♣9520HD
Row Crop 85			Belt - Fan		06019 ②♣9550HD
SAME 4-Cyl. 254 Diesel			Belt - A.C.		061451 ♣9510HD
1996-1984			Bearcat II		
Belt - Blower & Alt.		②7570	Caterpillar 3208 Diesel		
Vigneron 60			1975-1974		
SAME 3-Cyl. 190 Diesel			Belt - W.P. & Alt.; W/55A. Alt.		06019 ②♣9550HD
1986-1984			Belt - W.P. & Alt.; W/72A. Alt.		061464 ②♣9520HD
Belt - Blower & Alt.		②7560	Belt - Fan		06019 ②♣9550HD
			Belt - A.C.		061451 ♣9510HD
			Bearcat II ST225		
			Caterpillar 3306 Diesel		
			1976-1974		
			Belt - Fan & Alt.		③♣9630HD
			Belt - Fan To A.C.		♣9463HD

② Two Required.
● Vulco-Flex® Coolant Hose.

♣ Standard Belt May Also Be Available.
③ Three Required.

Belts and Coolant Hose for Tractors

Application	Mfr. No.	Part No.	Application	Mfr. No.	Part No.
STEIGER - Continued			STEIGER - Continued		
Bearcat III PT225			Cougar III PTA280 - Continued		
Caterpillar 3306 Diesel			Cummins NTC290 Diesel - Continued		
1983-1977			1983-1981 - Continued		
Belt - Fan & Alt.	06135	③▲9630HD	Belt - Alt.		②▲9480HD
Belt - Fan	901502T1	③▲9690HD	Belt - A.C.		TR22386
Belt - Fan To A.C.	061428	▲9463HD	Cougar III ST251		
Cougar 1000			Cummins NTC290 Diesel		
Cummins L10 Diesel			1982-1976		
1989-1986			Belt - Fan	178624	②TR28473
Belt - Fan	3034942	▲K080465HD	Belt - W.P.	215356	②6596
Belt - W.P. & Alt.		▲K050336HD	Belt - Alt.		②▲9480HD
Belt - A.C.	016864	▲9390HD	Belt - A.C.		TR22386
Hose - Lower		≪21115	Cougar III ST270		
Cougar CR1225			Caterpillar 3306 Diesel		
Caterpillar 6-Cyl. 638 Diesel			1981-1976		
1985			Belt - Fan & Alt.	06135	▲9630HD
Belt - Fan & Alt.		③▲9570HD	Belt - A.C.	061428	▲9463HD
Belt - A.C.		▲9463HD	Hose - Lower		≪21115
Cougar II			Cougar IV CM280		
Caterpillar 3306 Diesel			Caterpillar 3406 Diesel		
1976-1974			1985-1983		
Belt - Fan & Alt.	061463A	③▲9650HD	Belt - Fan		②TR22648
Belt - Fan To A.C.		▲9463HD	Belt - Alt.		BX71
Hose - Upper		●26533	Cougar IV KS280		
Cougar II ST300			Cummins 6-Cyl. 855 Diesel		
Caterpillar 6-Cyl. 638 Diesel			1985-1983		
1976-1974			Belt - Fan		②TR28454
Belt - Fan		▲9570HD	Belt - W.P.	217638	▲K060435HD
Belt - Fan, Alt. & A.C.		▲9610HD	Belt - Alt.	178440	②▲9463HD
Belt - Hyd. Pump		▲9370HD	Belt - A.C.		▲9395HD
Hose - Upper		●26532	Lion 1000		
Cougar III PT270			Caterpillar 3406 Diesel		
Caterpillar 3306 Diesel			1989-1986		
1981-1977			Belt - Fan		TR22588
Belt - Fan & Alt.	06135	③▲9630HD	Cummins 6-Cyl. 855 Diesel		
Belt - A.C.		▲9455HD	1989-1986		
Hose - Upper - Eng. To Pipe; (2 1/2" I.D.)		24440	Belt - Fan		▲K080400HD
Hose - Upper - Pipe To Rad.; (2 1/2" I.D.)		24440	Belt - W.P.		▲K060435HD
Hose - Lower - Eng. To Pipe; (2 1/2" I.D.)		24440	Belt - Alt.		▲9600HD
Hose - Lower - Pipe To Rad.; (2 1/2" I.D.)		24440	Panther CP1400		
Cougar III PTA251			Caterpillar 6-Cyl. 893 Diesel		
Cummins 6-Cyl. 855 Diesel			1987-1982		
1981-1980			Belt - Fan		②TR22588
Belt - W.P.		▲K060435HD	Belt - A.C.		▲9447HD
Belt - Alt.	178440	②▲9463HD	Panther II ST310		
Belt - A.C.	178509	TR28445	Cummins 6-Cyl. 855 Diesel		
Cougar III PTA270			1976-1974		
Caterpillar 3306 Diesel			Belt - Fan		
1981-1980			178697		②TR28454
Belt - Fan & Alt.	06096	③▲9625HD	Belt - W.P.	215356	②6596
Belt - A.C.	019344	▲9490HD	Belt - Alt.		②▲9463HD
Hose - Upper - Eng. To Pipe; (2 1/2" I.D.)		24440	Belt - A.C.	061473	TR22386
Hose - Upper - Pipe To Rad.; (2 1/2" I.D.)		24440	Hose - Upper; (2 1/4" I.D.)		24436
Hose - Lower - Cooler To Rad.		≪21042	Hose - Lower		●26533
Cougar III PTA280			Panther III PT350		
Cummins NTC290 Diesel			Cummins V-8 903 Diesel		
1983-1981			1981-1977		
Belt - Fan	178624	②TR28473	Belt - Fan & W.P.		③▲9710HD
Belt - W.P.	215356	②6596	Belt - Alt.	178472	②▲9390HD

③ Three Required.
 ≪ Cut to Fit.
 ② Two Required.

▲ Standard Belt May Also Be Available.
 ● Vulco-Flex® Coolant Hose.

Belts and Coolant Hose for Tractors

Application	Mfr. No.	Part No.	Application	Mfr. No.	Part No.
STEIGER - Continued			STEIGER - Continued		
Panther III PT350 - Continued			Tiger III ST450 - Continued		
Cummins V-8 903 Diesel - Continued			Caterpillar 3408 Diesel - Continued		
1981-1977 - Continued			1983-1978 - Continued		
Belt - A.C.	178618	TR22380	Belt - A.C.		TR22625
Hose - Upper - Eng. To Pipe; (1 3/4" I.D.)		24428	Hose - Upper - Eng. To Pipe; (2 1/2" I.D.)		24440
Hose - Upper - Pipe To Rad.; (1 3/4" I.D.)		24428	Hose - Upper - Pipe To Rad.; (2 1/2" I.D.)		24440
Hose - Lower - Cooler To Rad.		≅21042	Hose - Lower - Eng. To Pipe; (3 1/2" I.D.)		24456
Hose - Lower - Pipe To Rad.; (3 1/2" I.D.)			Hose - Lower - Pipe To Rad.; (3 1/2" I.D.)		24456
Panther III PTA325			Wildcat I		
Caterpillar 6-Cyl. 893 Diesel			Caterpillar 3145 Diesel		
1983-1979			1973-1969		
Hose - Upper		●26537	Belt - Fan		▲9465HD
Panther III ST310			Belt - Alt	06019	▲9550HD
Cummins 6-Cyl. 855 Diesel			Belt - A.C.		▲9610HD
1983-1976			Wildcat I Super		
Belt - Fan	178566	②TR28473	Caterpillar 3150 Diesel		
Belt - W.P. & Idler; W/O Aux. Rad.	215356	②6596	1974-1969		
Belt - A.C.		▲9390HD	Belt - Alt.; W/55A. Alt.	06019	②▲9550HD
Hose - Upper; (2 1/4" I.D.)		24436	Belt - Alt.; W/72A. Alt.	061464	②▲9520HD
Panther III ST320			Belt - Fan	06019	②▲9550HD
Cummins V-8 903 Diesel			Belt - A.C.	061428	▲9463HD
1977-1976			Wildcat III RC210		
Belt - Fan & W.P.		③▲9710HD	Caterpillar 3208 Diesel		
Belt - Alt.	178472	②▲9390HD	1977-1976		
Belt - A.C.	178618	TR22380	Belt - Fan & Idler	061416	③▲9700HD
Hose - Upper - Eng. To Pipe; (1 3/4" I.D.)		24428	Belt - Alt.	061464	②▲9525HD
Hose - Upper - Pipe To Rad.; (1 3/4" I.D.)		24428	Belt - A.C.	061451	▲9510HD
Hose - Lower - Cooler To Rad.		≅21042	Wildcat III ST210		
Panther IV SM325			Caterpillar 3208 Diesel		
Komatsu 6-Cyl. 674 Diesel			1980-1976		
1985-1983			Belt - Fan & Idler	061416	③▲9700HD
Belt - Fan & Alt.		②TR28706	Belt - Alt.	061464	②▲9525HD
Belt - A.C.		▲9550HD	Belt - A.C.	061451	▲9510HD
Panther KP1360			TYM AMERICA		
Cummins 6-Cyl. 855 Diesel			T233		
1985-1982			Mitsubishi 3-Cyl. 69 Diesel		
Belt - Fan	178509	②TR28445	2007		
Belt - W.P.	217638	▲K060435HD	Belt - Fan		7380
Belt - Alt.	178440	②▲9463HD	T273		
Belt - A.C.	178472	▲9390HD	Mitsubishi 3-Cyl. 80 Diesel		
Panther KP1400			2007		
Cummins 6-Cyl. 855 Diesel			Belt - Fan		7380
1985-1982			UNIVERSAL TRACTOR CANADA LTD		
Belt - Fan		②TR24449	U640		
Belt - W.P.	217638	▲K060435HD	Universal 4-Cyl. 219 Diesel		
Belt - Alt.		②▲9463HD	1999-1984		
Belt - A.C.	178472	▲9390HD	Belt - Fan & Alt.		7450
Hose - Upper		●26524	Hose - Lower; (1 3/8" I.D.)		②24222
Puma 1000			U1010		
Steiger 6-Cyl. 505 Diesel			Universal 6-Cyl. 329 Diesel		
1988-1986			1998-1984		
Belt - Fan & Alt.	3905866	▲K080600HD	Belt - Fan		②▲9420HD
Belt - A.C.	061451A	▲9520HD	Belt - W.P. & Alt.		7435
Hose - Upper		≅21418	Hose - Lower - Eng. To Pipe; (1 1/2" I.D.)		24224
		or	Hose - Lower - Pipe To Rad.		●25472
Hose - Lower - Eng. To Pipe		●26524			
		≅21473			
Tiger III ST450					
Caterpillar 3408 Diesel					
1983-1978					
Belt - Alt.	206996	K050370			

≅ Cut to Fit.
 ② Two Required.
 ③ Three Required.

● Vulco-Flex® Coolant Hose.
 ▲ Standard Belt May Also Be Available.

Belts and Coolant Hose for Tractors

Agricultural Equipment

Application	Mfr. No.	Part No.	Application	Mfr. No.	Part No.
VALTRA-VALMET			VERSATILE - Continued		
78 Viking; 880			700		
MWM 4-Cyl. 239 Diesel			Cummins V-8 555 Diesel		
1995			1977-1971		
Belt - Fan & Alt.		▲9485HD	Belt - Fan & W.P.	201927	②▲9540HD
980			Belt - Alt.	178434	②7365
MWM 4-Cyl. 239 Diesel			Belt - A.C.	20974	②▲9425HD
1990-1988			Hose - Upper		●26513
Belt - Fan & Alt.		▲9485HD	Hose - Lower		⊘20756
VERSATILE			750		
145			Cummins 6-Cyl. 855 Diesel		
Cummins V-8 470 Diesel			1977-1976		
1971-1967			Belt - Fan	178682	②TR28429
Belt - W.P. & Alt.; W/55A. Alt.		②▲9500HD	Belt - W.P.	215356	②6596
Belt - Hyd. Pump - Left Side		TR22517	Belt - Alt.	200549	②▲9465HD
Belt - Hyd. Pump - Right Side		TR22514	Belt - A.C.	22925	TR22448
150			800		
Perkins 4-Cyl. 236 Diesel			Cummins 6-Cyl. 855 Diesel		
1981-1977			1977-1973		
Belt - Fan & Alt.; W/53 1/4" Belt O.C.		▲9530HD	Belt - Fan	178682	②TR28429
Belt - Fan & Alt.; W/54 1/4" Belt O.C.	34922	▲9540HD	Belt - W.P.	215356	②6596
Belt - Hyd. Pump	47613	TR22443	Belt - Alt.	200549	②▲9465HD
Hose - Upper		●25480	Belt - A.C.	22925	TR22448
Hose - Lower		●25478	Hose - Upper		●26524
256			Hose - Lower - Eng. To Pipe; (2 1/2" I.D.)		24240
Cummins 4-Cyl. 239 Diesel			Hose - Lower - Pipe To Rad.; (2 3/4" I.D.)		24244
1988-1984			835		
Belt - Fan & Alt.	3903091	▲K080560HD	Cummins 6-Cyl. 855 Diesel		
Belt - A.C.	86452	▲9415HD	1987-1978		
276			Belt - Fan	178682	②TR28429
Cummins 4-Cyl. 239 Diesel			Belt - Alt.		②▲9463HD
1991-1985			Belt - W.P.		▲K060435HD
Belt - Fan & Alt.	3903091	▲K080560HD	Belt - A.C.	178678	TR22448
276 II			846		
Ford 4-Cyl. 268 Diesel			Cummins 6-Cyl. 611 Diesel		
1991-1985			1992-1987		
Belt - Fan & Alt.		②▲9570HD	Belt - Fan	3034944	▲K080545HD
Belt - A.C.		▲9425HD	Belt - Alt.	3037425	▲K050340HD
Hose - Upper		●26506	Belt - A.C.	00092756	▲9385HD
400			Hose - Upper; (2 1/4" I.D.)		②24436
Ford 6-Cyl. 200			Hose - Lower; (2 1/2" I.D.)		②24440
1984-1969			850		
Belt - Fan & Alt.	C5DE8620C	7340	Cummins 6-Cyl. 855 Diesel		
Belt - Gov.	C7ZZ8620F	7312	1977-1973		
Hose - Upper		●25305	Belt - Fan	178682	②TR28429
Hose - Lower		●25484	Belt - W.P.	215356	②6596
500			Belt - Alt.	200549	②▲9465HD
Cummins V-8 504 Diesel			Belt - A.C.	22925	TR22448
1979-1977			Hose - Upper		●26524
Belt - W.P.	196937	②TR22534	Hose - Lower - Eng. To Pipe; (2 1/2" I.D.)		24240
555			Hose - Lower - Pipe To Rad.; (2 3/4" I.D.)		24244
Cummins V-8 555 Diesel			875		
1987-1979			Cummins 6-Cyl. 855 Diesel		
Belt - Fan & W.P.	178598	②TR22495	1987-1978		
Belt - Alt.		②7495	Belt - Fan	178682	②TR28429
Hose - Upper		●26512	Belt - W.P.	215356	②6596
			Belt - Alt.		②▲9470HD
			Belt - A.C.	22925	TR22448
			Hose - Lower; (2 1/2" I.D.)		24240

▲ Standard Belt May Also Be Available.
● Vulco-Flex® Coolant Hose.

② Two Required.
⊘ Cut to Fit.

Belts and Coolant Hose for Tractors

Application	Mfr. No.	Part No.	Application	Mfr. No.	Part No.
VERSATILE - Continued			VERSATILE - Continued		
876			976		
Cummins 6-Cyl. 611 Diesel			Cummins 6-Cyl. 855 Diesel		
1993-1985			1993-1985		
Belt - Fan	3034944	♣K080545HD	Belt - Fan	178707	②TR28437
Belt - Alt.	3037425	♣K050340HD	Belt - W.P.	217638	♣K060435HD
Belt - A.C.	00092756	♣9385HD	Belt - Alt.		♣9463HD
Hose - Upper; (2 1/4" I.D.)		②24436	Belt - A.C.		②♣9430HD
Hose - Lower; (2 1/2" I.D.)		②24440	Hose - Upper		●26524
			Hose - Lower - Eng. To Pipe; (2 1/2" I.D.)		24440
			Hose - Lower - Pipe To Rad.; (2 1/2" I.D.)		24440
895			1150		
Cummins 6-Cyl. 855 Diesel			Cummins 6-Cyl. 1150 Diesel		
1987-1980			1985-1981		
Belt - W.P.	217638	♣K060435HD	Belt - W.P. To Alt.	205913	♣K050360HD
Belt - Alt.	178440	♣9463HD	Belt - A.C.	00063727	♣9470HD
Belt - A.C.	178678	TR22448	Hose - Upper		②●26524
			Hose - Lower; (3 1/2" I.D.)		②24256
900			1156		
Cummins V-8 903 Diesel			Cummins 6-Cyl. 1150 Diesel		
1975-1972			1992-1986		
Belt - Fan & W.P.	202046	③♣9580HD	Belt - W.P. To Alt.	205913	♣K050360HD
Belt - Alt.; W/42 1/2" Belt O.C.		②♣9425HD	Belt - A.C.	00063727	♣9470HD
Belt - A.C.; W/Single Belt	178598	TR22495	Hose - Upper		②●26524
Belt - A.C.; W/Dual Belts	20974	②♣9425HD	Hose - Lower; (3 1/2" I.D.)		②24256
Belt - Hyd. Pump		TR22514			
Hose - Upper - Left Side		●26524			
Hose - Upper - Right Side		●26524			
Hose - Lower; (2 3/4" I.D.)		24444			
900-2			WHITE		
Cummins V-8 903 Diesel			2-30		
1978-1976			Isuzu 3-Cyl. 91 Diesel		
Belt - Fan & W.P.	202046	③♣9580HD	1984-1979		
Belt - Alt.; W/42 1/2" Belt O.C.		②♣9425HD	Belt - Fan & Alt.	5136710400	♣9400HD
Belt - A.C.; W/Single Belt	178598	TR22495			
Belt - A.C.; W/Dual Belts	20974	②♣9425HD	2-35		
Belt - Hyd. Pump		TR22514	Isuzu 3-Cyl. 108 Diesel		
Hose - Upper - Left Side		②●26524	1984-1979		
Hose - Upper - Right Side		●26524	Belt - Fan & Alt.		♣9412HD
Hose - Lower; (2 3/4" I.D.)		24244			
935			2-44 Industrial		
Cummins V-8 903 Diesel			White 4-Cyl. 155		
1982-1978			1975-1968		
Belt - Fan & W.P.	202047	③♣9585HD	Belt - Fan & Gen.		7450
Belt - A.C.	178598	TR22495	Belt - Hyd. Pump		7430
Hose - Upper - Left Side		●26524	Hose - Upper		②<20433
Hose - Upper - Right Side		●26524			or ●25473
936			White 4-Cyl. 155 Diesel		
Cummins 6-Cyl. 855 Diesel			1975-1968		
1991-1985			Belt - Fan & Gen.		
Belt - Fan	178707	②TR28437			7450
Belt - Alt.	178440	②♣9463HD	Belt - Hyd. Pump		7430
Belt - W.P.	217638	♣K060435HD	Hose - Upper		②<20433
Belt - A.C.	178428	♣9425HD			or ●25473
Hose - Upper; W/2" I.D. Hose(2" I.D.)		②24932	2-50		
Hose - Upper; W/2 1/4" I.D. Hose(2 1/4" I.D.)		②24936	Fiat 3-Cyl. 158 Diesel		
Hose - Lower; W/2 1/4" I.D. Hose(2 1/4" I.D.)		②24436	1980-1976		
Hose - Lower; W/2 1/2" I.D. Hose(2 1/2" I.D.)		②24440	Belt - Fan & Alt.	4624737	7450
950			2-55		
Cummins V-8 903 Diesel			Isuzu 4-Cyl. 199 Diesel		
1982-1977			1987-1982		
Belt - Fan & W.P.		③♣9590HD	Belt - Fan & Alt.		TR24424
Belt - Alt.	178608	②TR28510			
Belt - A.C.		TR22495	2-60		
Hose - Upper - Left Side		●26524	Fiat 4-Cyl. 211 Diesel		
Hose - Upper - Right Side		●26524	1980-1976		
			Belt - Fan & Alt.	676865A	7450

♣ Standard Belt May Also Be Available.
 ③ Three Required.
 Ⓢ Use Wire Inserted Green Stripe® Coolant Hose.

② Two Required.
 ● Vulco-Flex® Coolant Hose.
 Ⓢ Cut to Fit.

Belts and Coolant Hose for Tractors

Application	Mfr. No.	Part No.	Application	Mfr. No.	Part No.
WHITE - Continued			WHITE - Continued		
2-60 - Continued			2-105		
Fiat 4-Cyl. 211 Diesel - Continued			Perkins 6-Cyl. 354 Diesel		
1980-1976 - Continued			1982-1974		
Hose - Lower - Eng. To Pipe		20351	Belt - Fan & Alt.		②7570
Hose - Lower - Pipe To Rad.		20351	Belt - A.C.	303143589	♣9375HD
2-62			Hose - Upper		♣21379
Isuzu 4-Cyl. 219 Diesel			or		
1981-1979			Hose - Lower - Eng. To Pipe; (2" I.D.)		●26509
Belt - Fan & Alt.		TR22474	Hose - Lower - Pipe To Rad.; (2" I.D.)		24432
2-65			2-110		
Isuzu 4-Cyl. 235 Diesel			Perkins 6-Cyl. 354 Diesel		
1987-1982			1987-1982		
Belt - Fan & Alt.		TR22461	Belt - Fan & Alt.	303354288	②♣9590HD
2-70			Belt - A.C.		♣9390HD
White 6-Cyl. 265			Hose - Upper		20206
1982-1976			or		
Belt - Fan & Alt.	158679A	7450	Hose - Lower - Eng. To Pipe; (2 1/4" I.D.)		●26508
Hose - Upper		♣20611	Hose - Lower - Pipe To Rad.; (2 1/4" I.D.)		24436
2-75			2-115 Industrial		
Isuzu 6-Cyl. 329 Diesel			GM 4-Cyl. 212 Diesel		
1987-1982			1975-1968		
Belt - Fan & Alt.		TR28473	Belt - Fan & Alt.; W/40 1/4" Belt O.C.		♣9400HD
2-78 Industrial			Belt - Fan & Alt.; W/42 4/8" Belt O.C.		7420
White 6-Cyl. 265			Belt - P.S.; W/Single Belt		7315
1975-1968			Belt - P.S.; W/Dual Belts		②7340
Belt - Fan & Alt.	158679A	7450	2-135		
Belt - P.S.	157176AA	7290	White 6-Cyl. 478 Diesel		
Belt - A.C.	167897A	7480	1982-1976		
White 6-Cyl. 283 Diesel			Belt - Fan & Alt.; W/58 1/4" Belt O.C. . 166422A		
1975-1968			Belt - Fan & Alt.; W/58 3/4" Belt O.C.		
Belt - Fan & Alt.		②7460	Belt - Fan & Alt.; W/59 1/4" Belt O.C. . 156422A		
Belt - P.S.	157177AA	7375	Belt - A.C.; Ser. No. 272663 Thru		
Belt - A.C.	167897A	7480	272916		
2-85			303155102		
Perkins 6-Cyl. 354 Diesel			Belt - A.C.; Ser. No. 272917 & After		
1982-1975			Hose - Upper		
Belt - Fan & Alt.		②7570	Hose - Lower		
Belt - A.C.		♣9385HD	20564		
Hose - Upper		♣21379	2-150		
or			White 6-Cyl. 585 Diesel		
Hose - Lower - Eng. To Pipe; (2" I.D.)		24432	1976-1975		
Hose - Lower - Pipe To Rad.; (2" I.D.)		24432	Belt - Fan & Alt.; W/58 3/4" Belt O.C. . 200009089		
2-88			Belt - Fan & Alt.; W/59 1/4" Belt O.C.		
Perkins 6-Cyl. 354 Diesel			Belt - A.C.		
1987-1982			303155102		
Belt - Fan & Alt.		②♣9590HD	Hose - Upper		
Belt - A.C.		♣9390HD	Hose - Lower - Eng. To Pipe; (3" I.D.)		
Hose - Upper		♣20611	24448		
or			Hose - Lower - Pipe To Rad.; (2 1/2" I.D.)		
		●26509	24440		
2-180			2-180		
Caterpillar 3208 Diesel			Caterpillar 3208 Diesel		
1982-1977			1982-1977		
Belt - Fan		②♣9540HD	Belt - Fan		②♣9540HD
Belt - W.P.		②♣9490HD	Belt - W.P.		②♣9490HD
Belt - Alt. & A.C.		②♣9720HD	Belt - Alt. & A.C.		②♣9720HD

✂ Cut to Fit.
 ② Two Required.

● Vulco-Flex® Coolant Hose.
 ♣ Standard Belt May Also Be Available.

Belts and Coolant Hose for Tractors

Application	Mfr. No.	Part No.	Application	Mfr. No.	Part No.
WHITE - Continued			WHITE - Continued		
4-78 Industrial			80 American		
White 6-Cyl. 265			Cummins 4-Cyl. 239 Diesel		
1975-1968			1991-1989		
Belt - Fan & Alt	158679A	7450	Belt - Fan & Alt.; W/61 1/8" Belt O.C. .	3911563	▲K080605HD
Belt - P.S.	157176AA	7290	Belt - Fan & Alt.; W/62 1/2" Belt O.C. .	3911559	▲K080620HD
Belt - A.C.	167897A	7480	Belt - A.C.	303315134	▲9400HD
White 6-Cyl. 283 Diesel			Hose - Upper		●26511
1975-1968			Hose - Lower		●26519
Belt - Fan & Alt	162071A	②7460	100		
Belt - P.S.	157177AA	7375	Cummins 6-Cyl. 359 Diesel		
Belt - A.C.	167897A	7480	1989-1987		
4-115 Industrial			Belt - Fan & Alt.	3903099	▲K080620HD
GM 4-Cyl. 212 Diesel			Belt - Fan To A.C.		▲9403HD
1975-1968			Hose - Lower; (2 1/4" I.D.)		⊗24936
Belt - Fan & Alt.; W/40 1/4" Belt O.C.		▲9400HD	120		
Belt - Fan & Alt.; W/42 4/8" Belt O.C.		7420	Cummins 6-Cyl. 359 Diesel		
Belt - P.S.; W/Single Belt		7315	1989-1987		
Belt - P.S.; W/Dual Belts		②7340	Belt - Fan & Alt.	3903098	▲K080605HD
4-150			Belt - A.C.		▲9405HD
Caterpillar 3208 Diesel			Hose - Lower; (2 1/4" I.D.)		⊗24936
1978-1974			125 Workhorse		
Belt - Fan & Alt.	303075079	②▲9490HD	Cummins 6-Cyl. 359 Diesel		
Belt - A.C.	303077284	▲9405HD	1992-1990		
Hose - Upper		⊗<20356	Belt - Fan, Alt. & Idler		▲K080605HD
		or	Belt - Fan & A.C.	303315134	▲9400HD
Hose - Lower - Eng. To Pipe		●26510	Hose - Upper		●26511
Hose - Lower - Pipe To Rad.		⊗<20424	Hose - Lower		●26520
		23567	140		
4-180			Cummins 6-Cyl. 359 Diesel		
Caterpillar 3208 Diesel			1989-1987		
1978-1975			Belt - Fan & Alt.	3903099	▲K080620HD
Belt - Fan & Alt.	303075079	②▲9490HD	Belt - Fan To A.C.		▲9400HD
Belt - A.C.	303077284	▲9405HD	Hose - Lower; (2 1/4" I.D.)		⊗24936
Hose - Upper		⊗<20356	145 Workhorse		
		or	Cummins 6-Cyl. 359 Diesel		
Hose - Lower - Eng. To Pipe		●26510	1992-1990		
Hose - Lower - Pipe To Rad.		⊗<20424	Belt - Fan & Alt.	3911559	▲K080620HD
		23567	Belt - Fan To A.C.	303315134	▲9400HD
4-210			160		
Caterpillar 3208 Diesel			Cummins 6-Cyl. 505 Diesel		
1982-1978			1989-1987		
Belt - Fan & Alt.	303075079	②▲9490HD	Belt - Fan & Alt.; W/66 5/8" Belt O.C. .	3911578	▲K080660HD
Belt - A.C.		▲9319HD	Belt - Fan & Alt.; W/67 5/8" Belt O.C. .	3911567	▲K080670HD
4-225			Belt - Fan & Alt.; W/68 1/8" Belt O.C. .	3911579	▲K080675HD
Caterpillar 3208 Diesel			Belt - Fan & Alt.; W/69 1/4" Belt O.C. .	3911580	▲K080685HD
1987-1983			Belt - A.C.; W/40 3/8" Belt O.C.	303315134	▲9400HD
Belt - Fan	303302857	②▲9550HD	Hose - Upper		⊗<20731
Belt - W.P.	1P4334	②▲9490HD	Hose - Lower - Eng. To Pipe		⊗<21473
4-270			Hose - Lower - Pipe To Rad.		●26507
Caterpillar 3306 Diesel			170 Workhorse		
1988-1983			Cummins 6-Cyl. 505 Diesel		
Belt - Fan & Alt.; W/72 1/4" Belt O.C.		③▲9720HD	1992-1990		
Belt - Fan & Alt.; W/73 1/4" Belt O.C.		③▲9730HD	Belt - Fan & Alt.; W/66 5/8" Belt O.C. .	3911578	▲K080660HD
Belt - A.C.		▲9455HD	Belt - Fan & Alt.; W/67 5/8" Belt O.C. .	3911567	▲K080670HD
60 American			Belt - Fan & Alt.; W/68 1/8" Belt O.C. .	3911579	▲K080675HD
Cummins 4-Cyl. 239 Diesel			Belt - A.C.; W/40 3/8" Belt O.C.	303315134	▲9400HD
1991-1989			Hose - Upper		⊗<20731
Belt - Fan & Alt.	3911559	▲K080620HD	Hose - Lower - Eng. To Pipe		21901
Belt - A.C.	303315134	▲9400HD	Hose - Lower - Pipe To Rad.		●26507
Hose - Upper		●26511	Standard Belt May Also Be Available.		
Hose - Lower		●26519	● Vulco-Flex® Coolant Hose.		

② Two Required.
⊗< Cut to Fit.
③ Three Required.

▲ Standard Belt May Also Be Available.
● Vulco-Flex® Coolant Hose.
⊗ Use Wire Inserted Green Stripe® Coolant Hose.

Belts and Coolant Hose for Tractors

Application	Mfr. No.	Part No.
WHITE - Continued		
185		
Cummins 6-Cyl. 505 Diesel		
1989-1987		
Belt - Fan & Alt.; W/66 5/8" Belt O.C.	3911578	♣K080660HD
Belt - Fan & Alt.; W/67 5/8" Belt O.C.	3911567	♣K080670HD
Belt - Fan & Alt.; W/68 1/8" Belt O.C.	3911579	♣K080675HD
Belt - A.C.; W/40 3/8" Belt O.C.	303315134	♣9400HD
Hose - Upper		✂20731
Hose - Lower - Eng. To Pipe		✂21473
Hose - Lower - Pipe To Rad.		●26507
195 Workhorse		
Cummins 6-Cyl. 505 Diesel		
1992-1990		
Belt - Fan & Alt.; W/66 5/8" Belt O.C.	3911578	♣K080660HD
Belt - Fan & Alt.; W/67 5/8" Belt O.C.	3911567	♣K080670HD
Belt - Fan & Alt.; W/68 1/8" Belt O.C.	3911579	♣K080675HD
Belt - A.C.; W/40 3/8" Belt O.C.	303315134	♣9400HD
Hose - Upper		✂20731
Hose - Lower - Eng. To Pipe		21901
Hose - Lower - Pipe To Rad.		●26507
1355		
Fiat 4-Cyl. 190 Diesel		
1971-1969		
Belt - Fan & Alt.		②♣9580HD
Belt - A.C.		③♣9580HD
Hose - Upper		●26612
Hose - Lower; (2 3/4" I.D.)		24244
Hose - By Pass; (2" I.D.)		24232
1555		
Oliver 6-Cyl. 232		
1975-1969		
Belt - Fan & Alt.	162123A	7445
Belt - P.S.	157176AA	7290
Belt - A.C.	167897A	7480
Hose - Lower - Eng. To Pipe		✂20520
Hose - Lower - Pipe To Rad.; (2 1/8" I.D.)		24234
Oliver 6-Cyl. 232 Diesel		
1975-1969		
Belt - Fan & Alt.	158679A	7450
Belt - P.S.	157177AA	7375
Belt - A.C.	167897A	7480
Hose - Lower; (1 3/4" I.D.)		24228
1655		
Oliver 6-Cyl. 265		
1975-1969		
Belt - Fan & Alt.	158679A	7450
Belt - P.S.	157176AA	7290
Belt - A.C.	167897A	7480
Hose - Upper		✂20611
		or ●26508
Hose - Lower - Eng. To Pipe; (1 3/4" I.D.)		24228
Hose - Lower - Pipe To Rad.		✂20520
Oliver 6-Cyl. 283 Diesel		
1975-1969		
Belt - Fan & Alt.; W/Single Belt	157680A	7460
Belt - Fan & Alt.; W/Dual Belts; W/46 1/8" Belt O.C.	162071A	②7460
Belt - Fan & Alt.; W/Dual Belts; W/47 1/4" Belt O.C.	157177A	②♣9470HD
Belt - P.S.	157177A	7375
Belt - A.C.	167897A	7480
Hose - Upper		✂20611
		or ●26508
Hose - Lower - Eng. To Pipe; (1 3/4" I.D.)		24228
Hose - Lower - Pipe To Rad.		✂20520

♣ Standard Belt May Also Be Available.
 ● Vulco-Flex® Coolant Hose.
 ③ Three Required.

Application	Mfr. No.	Part No.
WHITE - Continued		
1755		
Oliver 6-Cyl. 283		
1975-1970		
Belt - Fan & Alt.	162071A	②7460
Belt - P.S.	157176A	7290
Belt - A.C.	167897A	7480
Hose - Upper; W/Row Crop Style		●26509
Hose - Upper; W/Wheatland Style		●26508
Hose - Lower - Eng. To Pipe; (2 1/8" I.D.)		24234
Hose - Lower - Pipe To Rad.; (2 1/8" I.D.)		24234
Oliver 6-Cyl. 310 Diesel		
1975-1970		
Belt - Fan & Alt.	162071A	②7460
Belt - P.S.; W/A.C.	103926A	7250
Belt - P.S.; W/O A.C.	168052A	7417
Belt - A.C.	167897A	7480
Hose - Upper; W/Row Crop, Wheatland Style		●26508
Hose - Lower - Eng. To Pipe; (2 1/8" I.D.)		24234
Hose - Lower - Pipe To Rad.; (2 1/8" I.D.)		24234
1855		
Oliver 6-Cyl. 310		
1975-1969		
Belt - Fan & Alt.	162071A	②7460
Belt - P.S.	157176AA	7290
Belt - A.C.	167897A	7480
Hose - Upper; W/Row Crop Style		●26509
Hose - Upper; W/Wheatland Style		●26508
Hose - Lower - Eng. To Pipe; (2 1/8" I.D.)		24234
Hose - Lower - Pipe To Rad.; (2 1/8" I.D.)		24234
Oliver 6-Cyl. 310 Diesel		
1975-1969		
Belt - Fan & Alt.	162071A	②7460
Belt - P.S.; W/A.C.	103926A	7250
Belt - P.S.; W/O A.C.	168052A	7417
Belt - A.C.	167897A	7480
Hose - Upper; W/Row Crop Style		●26509
Hose - Upper; W/Wheatland Style		●26508
Hose - Lower - Eng. To Pipe; (2 1/8" I.D.)		24234
Hose - Lower - Pipe To Rad.; (2 1/8" I.D.)		24234
1955		
Waukesha 6-Cyl. 310 Diesel		
1974-1969		
Belt - Fan & Alt.	157680A	②7460
Belt - P.S.; W/A.C.	103926A	7250
Belt - P.S.; W/O A.C.	168052A	7417
Belt - A.C.	167897A	7480
Hose - Upper; W/Row Crop Style		●26509
Hose - Upper; W/Wheatland Style		●26508
Hose - Lower - Eng. To Pipe; (2 1/8" I.D.)		24234
Hose - Lower - Pipe To Rad.; (2 1/8" I.D.)		24234
6065		
SLH 4-Cyl. 244 Diesel		
2001-1992		
Hose - Upper		●25478
Hose - Lower - Pipe To Rad.; (1 1/4" I.D.)		24220
Hose - By Pass; (3/4" I.D.)		28442
6085		
SLH 4-Cyl. 244 Diesel		
1997-1992		
Hose - Lower - Pipe To Rad.; (1 1/4" I.D.)		24220
Hose - By Pass; (3/4" I.D.)		28442

✂ Cut to Fit.
 ② Two Required.

Belts and Coolant Hose for Tractors

Application	Mfr. No.	Part No.	Application	Mfr. No.	Part No.
WHITE - Continued			YANMAR - Continued		
6090			YM140		
SLH 4-Cyl. 244 Diesel			Yanmar 2-Cyl. 39 Diesel		
2000-1995			1992-1984		
Hose - Lower - Eng. To Pipe; (1 3/8" I.D.)		24222	Belt - Fan & Alt.		121522 ▲9360HD
6105			YM146		
SLH 6-Cyl. 366 Diesel			Yanmar 2-Cyl. 39 Diesel		
1997-1992			1993-1983		
Hose - Upper		●26507	Belt - Fan & Alt.		▲9341HD
Hose - Lower - Eng. To Pipe; (3" I.D.)		24448	Hose - Upper; (1 1/2" I.D.)		24224
Hose - Lower - Pipe To Rad.; (3 1/2" I.D.)		24456	Hose - Lower		⊘20661 or ●25251
6125			YM147		
Cummins 6-Cyl. 359 Diesel			Yanmar 2-Cyl. 39 Diesel		
1997-1993			1992-1984		
Serpentine Belt		3911559 ▲K080620HD	Belt - Fan & Alt.		121522 ▲9360HD
Belt - Fan To A.C.		▲9470HD	YM155		
Hose - Upper		●26524	Yanmar 2-Cyl. 40 Diesel		
Hose - Lower - Eng. To Pipe		21901	1979-1976		
6175; 6195			Belt - Fan		
Cummins 6-Cyl. 505 Diesel			7290		
1999-1993			YM165		
Serpentine Belt		3911559 ▲K080620HD	Yanmar 2-Cyl. 40 Diesel		
Belt - Fan To A.C.		▲9470HD	1986-1980		
Hose - Upper		●26524	Belt - Fan		12406442290 ▲9290HD
Hose - Lower - Eng. To Pipe		21901	YM169		
FB21			Yanmar 3-Cyl. 54 Diesel		
Iseki 3-Cyl. 71 Diesel			1989-1986		
1988-1986			Belt - Fan & Alt.		124064 ▲9290HD
Belt - Fan & Alt.		7375	YM180		
Hose - Upper		⊘21942	Yanmar 3-Cyl. 54 Diesel		
Hose - Lower		⊘21942	1992-1983		
FB31			Belt - Fan & Alt.		121023 ▲9335HD
Iseki 3-Cyl. 91 Diesel			YM186		
1988-1986			Yanmar 3-Cyl. 54 Diesel		
Belt - Fan & Alt.		5136710400 ▲9400HD	1986-1980		
Hose - Upper		●25251	Belt - Fan & Alt.		12102342290 ▲9335HD
FB37			Hose - Upper		⊘21029
Iseki 4-Cyl. 111 Diesel			Hose - Lower		⊘20774 or ●25251
1988-1986			YM187		
Belt - Fan & Alt.		▲9420HD	Yanmar 3-Cyl. 54 Diesel		
Hose - Upper		●25251	1989-1986		
WOODS & COPELAND			Belt - Eng. To Deck		3316808 6732
320C			Belt - Fan & Alt.; W/33 1/2" Belt O.C. . .		121023 ▲9335HD
Cummins V-8 903 Diesel			Belt - Fan & Alt.; W/35" Belt O.C.		▲9350HD
1983-1980			YM195		
Belt - Fan & Alt.		178653 6926	Yanmar 2-Cyl. 61 Diesel		
Belt - Fan & W.P.		202046 ③▲9580HD	1980-1977		
Belt - Fan To A.C.		178386 ▲9476HD	Belt - Fan & Alt.		▲9380HD
Hose - Upper		②●26525	Belt - W.P.		124240 ▲9390HD
Hose - Lower; (2 3/4" I.D.)		24244	YM220		
YANMAR			Yanmar 3-Cyl. 69 Diesel		
YM135			1993-1982		
Yanmar 2-Cyl. 38 Diesel			Belt - Fan & Alt.		12102342290 ▲9335HD
1979-1976			Hose - Upper		⊘21029
Belt - Fan		7290	Hose - Lower		⊘20774 or ●25251
Hose - Lower		⊘21171			

● Vulco-Flex® Coolant Hose.
⊘ Cut to Fit.
② Two Required.

▲ Standard Belt May Also Be Available.
③ Three Required.

Belts and Coolant Hose for Tractors

Application	Mfr. No.	Part No.	Application	Mfr. No.	Part No.
YANMAR - Continued			ZETOR - Continued		
YM226			6211		
Yanmar 3-Cyl. 69 Diesel			Zetor 6201 Diesel		
1993-1981			1992-1986		
Belt - Fan & Alt.	12102342290	♣9335HD	Belt - Fan & Alt.		TR22474
Hose - Upper		✂21029	Hose - Upper - Eng. To Thermostat; (1 3/8" I.D.)		24222
Hose - Lower		✂20774	Hose - Upper - Intake Manifold To Thermostat; (1 1/2" I.D.)		24224
	or	●25251	Hose - Upper - Thermostat To Rad.; (1 1/2" I.D.)		24224
YM240			6245		
Yanmar 2-Cyl. 70 Diesel			Zetor 6201 Diesel		
1981-1977			1992-1985		
Belt - Fan & Alt.		♣9380HD	Belt - Fan & Alt.		TR22474
Belt - W.P.	124240	♣9390HD	Hose - Upper - Eng. To Thermostat; (1 3/8" I.D.)		24222
YM330			6340		
Yanmar 3-Cyl. 91 Diesel			Zetor 4-Cyl. 239 Diesel		
1991-1978			2001-1994		
Belt - Fan & Alt.	124756	♣9380HD	Hose - Upper - Eng. To Thermostat; (1 1/4" I.D.)		24220
Belt - W.P.	124240	♣9390HD	Hose - Upper - Thermostat To Intake Manifold; (1 5/8" I.D.)		24226
YM336			7211; 7245		
Yanmar 3-Cyl. 91 Diesel			Zetor 4-Cyl. 219 Diesel		
1993-1980			1989-1985		
Belt - Fan & Alt.		♣9412HD	Belt - Fan & Alt.		TR22474
Hose - Upper		✂21029	Hose - Upper - Eng. To Thermostat; (1 3/8" I.D.)		24222
Hose - Lower		✂20774	Hose - Upper - Intake Manifold To Thermostat; (1 1/2" I.D.)		24224
	or	●25251	Hose - Upper - Thermostat To Rad.; (1 1/2" I.D.)		24224
ZETOR			7320		
3320			Zetor 4-Cyl. 239 Diesel		
Zetor 5201 Diesel			2004-1993		
2001-1993		AX44	Belt - Fan & Alt.		AX44
3340			7321		
Zetor 5201 Diesel			Zetor 4-Cyl. 239 Diesel		
2001-1993		AX44	2005-1997		ⓉAX42
Belt - Fan & Alt.		24220	7340		
Hose - Upper - Eng. To Thermostat; (1 1/4" I.D.)		24226	Zetor 4-Cyl. 239 Diesel		
Hose - Upper - Thermostat To Intake Manifold; (1 5/8" I.D.)		24224	2004-1993		
Hose - Upper - Thermostat To Rad.; (1 1/2" I.D.)			Belt - Fan & Alt. AX44		
3520			7341		
Zetor 3-Cyl. 143 Diesel			Zetor 4-Cyl. 239 Diesel		
1996-1992			2005-1997		
Hose - Upper - Eng. To Thermostat; (1 3/8" I.D.)		24222	Belt - Fan & Alt. ⓉAX42		
Hose - Upper - Thermostat To Intake Manifold		✂21528	7711		
Hose - Upper - Thermostat To Rad.; (1 1/2" I.D.)		24224	Zetor 4-Cyl. 239 Diesel		
4340			1992-1986		
Zetor 4-Cyl. 239 Diesel			Belt - Fan & Alt. TR22474		
2004-1994			Hose - Upper - Eng. To Thermostat; (1 3/8" I.D.)		
Hose - Upper - Eng. To Thermostat; (1 1/4" I.D.)		24220	Hose - Upper - Intake Manifold To Thermostat; (1 1/2" I.D.)		
Hose - Upper - Thermostat To Intake Manifold; (1 5/8" I.D.)		24226	Hose - Upper - Thermostat To Rad.; (1 1/2" I.D.)		
Hose - Upper - Thermostat To Rad.; (1 1/2" I.D.)		24224			
5211; 5245					
Zetor 5201 Diesel					
1992-1985					
Belt - Fan & Alt.		TR22474			
Hose - Upper - Eng. To Thermostat; (1 3/8" I.D.)		24222			
Hose - Upper - Intake Manifold To Thermostat; (1 1/2" I.D.)		24224			
Hose - Upper - Thermostat To Rad.; (1 1/2" I.D.)		24224			

♣ Standard Belt May Also Be Available.
● Vulco-Flex® Coolant Hose.

✂ Cut to Fit.
Ⓣ Two Required.

Belts and Coolant Hose for Tractors

Application	Mfr. No.	Part No.	
ZETOR - Continued			
7745			
Zetor 4-Cyl. 239 Diesel			
1996-1988			
Belt - Fan & Alt		TR22474	
Hose - Upper - Eng. To Thermostat; (1 3/8" I.D.)		24222	
Hose - Upper - Intake Manifold To Thermostat; (1 1/2" I.D.)		24224	
Hose - Upper - Thermostat To Rad.; (1 1/2" I.D.)		24224	
8111; 8145			
Zetor 4-Cyl. 278 Diesel			
1991-1985			
Belt - Fan & Alt		②7480	
9520; 9540			
Zetor 4-Cyl. 254 Diesel			
1996-1991			
Hose - Upper		②20957	
	or	●26603	
Hose - Lower - Pipe To Rad.; (1 1/2" I.D.)		24224	
10111; 10145			
Zetor 4-Cyl. 278 Diesel			
1991-1985			
Belt - Fan & Alt		②7485	
Belt - A.C.; W/44" Belt O.C.		②♣9435HD	
Belt - A.C.; W/47 3/8" Belt O.C.		♣9470HD	
12111			
Zetor 6-Cyl. 418 Diesel			
1994-1985			
Belt - Fan & Alt		②7485	
Belt - A.C.; W/44" Belt O.C.		②♣9435HD	
Belt - A.C.; W/47 3/8" Belt O.C.		♣9470HD	
12145			
Zetor 6-Cyl. 418 Diesel			
1992-1983			
Belt - Fan & Alt		②7485	
Belt - A.C.; W/44" Belt O.C.		②♣9435HD	
Belt - A.C.; W/47 3/8" Belt O.C.		♣9470HD	
16145			
Zetor 6-Cyl. 418 Diesel			
1990-1985			
Belt - Fan & Alt		②7485	
Belt - A.C.; W/44" Belt O.C.		②♣9435HD	
Belt - A.C.; W/47 3/8" Belt O.C.		♣9470HD	

② Two Required.
 ● Vulco-Flex® Coolant Hose.

② Cut to Fit.
 ♣ Standard Belt May Also Be Available.

Agricultural Equipment

Belts and Coolant Hose for Windrowers

Order Belts and Hose by Our Number. Manufacturers' Part Number is shown for reference only.

Application	Mfr. No.	Part No.	Application	Mfr. No.	Part No.
CASE			HESSTON - Continued		
955			420 - Continued		
Case 4-Cyl. 159			Chrysler 6-Cyl. 170 - Continued		
1972			1976-1970 - Continued		
Belt - Fan & Alt.	C7ZZ8620F	▲9630HD	Hose - Lower		●25808
1075SP			500		
Chrysler 6-Cyl. 170			Ford 4-Cyl. 172		
1973-1972			1967-1963		
Belt - Fan & Alt.	1632586	②7417	Belt - Fan & Gen.	C6TZ8620B	▲9420HD
Belt - Gov.	3814009	7450	Hose - Upper; (1 1/4" I.D.)		24220
Hose - Upper		⊗21794	Hose - Lower		20065
		or ●25480	520		
Hose - Lower		●25808	Chrysler 6-Cyl. 170		
1155			1974-1973		
Case 4-Cyl. 159			Belt - Fan & Alt.		7417
1972			Belt - Hyd. Pump		7455
Belt - Fan & Alt.		▲9480HD	Hose - Upper		⊗21794
Hose - Lower		●26501			or ●25480
Case 4-Cyl. 188 Diesel			Hose - Lower		●25808
1972			600		
Belt - Fan & Alt.		▲9480HD	Ford 4-Cyl. 172		
Hose - Lower		●26501	1969-1967		
1275			Belt - Fan & Gen.		▲9415HD
Chrysler 6-Cyl. 225			Hose - Upper; (1 1/4" I.D.)		24220
1973-1972			Hose - Lower		⊗21794
Belt - Fan & Alt.		7417			or ●25480
Belt - Gov.		7470	620		
Hose - Upper		⊗21794	Chrysler 6-Cyl. 225		
		or ●25476	1973-1970		
Hose - Lower		⊗21794	Belt - Fan & Alt.	1532508	7417
		or ●25480	Belt - A.C.	855528	▲9510HD
CASE IH			Belt - Hyd. Pump	2407321	7470
8830			Hose - Upper		⊗21794
Case 4-Cyl. 390					or ●25480
1995-1987			Hose - Lower		⊗21660
Belt - A.C.	700708217	▲9465HD	6200		
Hose - Upper		●26611	Perkins		
8840			1979-1976		
Case 4-Cyl. 239 Diesel			Belt - Fan & Alt.	2951919	7417
1998-1987			Hose - Upper		⊗21794
Belt - Fan	J911578	▲K080660HD			or ●25474
Belt - A.C.	700709214	▲9440HD	Hose - Lower		●25808
Hose - Upper; Strt. Hose(1 3/4" I.D.)		②24228	6400		
Hose - Lower; Molded Hose		●26515	Perkins 4-Cyl. 236 Diesel		
8850HP			1979-1975		
Case 6T590 Diesel			Belt - Fan & Alt.; W/41 5/8" Belt O.C.	2951919	7417
1998-1995			Belt - Fan & Alt.; W/43 1/8" Belt O.C.		7430
Hose - Upper		●26512	Belt - Fan & Alt.; W/51 3/8" Belt O.C.	855528	▲9510HD
Hose - Lower		●26522	Belt - A.C.	855528	▲9510HD
HESSTON			Belt - Gov.	2951893	7470
420			Hose - Upper		⊗20416
Chrysler 6-Cyl. 170					or ●25473
1976-1970			Hose - Lower		●25808
Belt - Fan & Alt.		7417	6450		
Belt - Hyd. Pump		7455	Chrysler 6-Cyl. 225		
Hose - Upper		⊗21794	1988-1980		
		or ●25480	Belt - Fan & Alt.	955510	7410
1976-1970 - Continued			Belt - Gov.	857029	7470

▲ Standard Belt May Also Be Available.
⊗ Cut to Fit.

② Two Required.
● Vulco-Flex® Coolant Hose.

Belts and Coolant Hose for Windrowers

Application	Mfr. No.	Part No.	Application	Mfr. No.	Part No.
HESSTON - Continued			INTERNATIONAL HARVESTER - Continued		
6550			161; 163 - Continued		
Chrysler 6-Cyl. 225			IH C135		
1988-1980			1956-1936		
Belt - Fan & Alt	856518	▲9525HD	Belt - Fan & Gen.	367697R1	7417
Belt - Hyd. Pump	856591	▲9570HD	Hose - Upper; (2" I.D.)		24232
Perkins 4-Cyl. 236 Diesel			Hose - Lower; (2" I.D.)		24232
1988-1980			201		
Belt - Fan & Alt		▲9510HD	IH BD144C		
Belt - A.C.		▲9570HD	1969-1962		
Hose - Upper		⊘21379	Belt - Fan	3040315R2	TR22363
	or	●26511	Belt - Gen.	704449R1	▲9309HD
6555			IH C135		
Perkins 4-Cyl. 236 Diesel			1969		
1988-1986			Belt - Fan & Gen.	367697R1	7417
Belt - Fan & Alt		▲9510HD	210		
Belt - A.C.		▲9570HD	IH C153		
Hose - Upper		⊘20046	1977-1972		
	or	●26502	Belt - Fan & Gen.	352095C1	▲9510HD
6600			Hose - Upper		●26514
Chrysler 6-Cyl. 225			IH C175		
1978-1975			1977-1972		
Belt - Fan & Alt	3671074	7525	Belt - Fan & Gen.	352095C1	▲9510HD
Belt - W.P.	3671259	7390	Hose - Upper		●26514
Belt - Gov.	2951893	7470	IH C232		
Hose - Upper		●25482	1977-1972		
Hose - Lower		●25527	Hose - Upper		●26514
Perkins 4-Cyl. 236 Diesel			230		
1978-1975			IH C153		
Belt - Fan & Alt	855528	▲9510HD	1979-1976		
Hose - Upper		⊘20046	Belt - Fan & Gen.	352095C1	▲9510HD
	or	●26502	IH C175		
Hose - Lower		●25482	1979-1976		
6650			Belt - Fan & Gen.	352095C1	▲9510HD
Perkins 4-Cyl. 236 Diesel			275		
1988-1980			IH C153		
Belt - Fan & Alt		▲9510HD	1976-1972		
Belt - A.C.		▲9570HD	Belt - Fan & Gen.	352095C1	▲9510HD
Hose - Upper		⊘20611	Belt - Knife Drive	558141R1	C101
8200			Hose - Upper		●26515
Cummins 4-Cyl. 3.9 L Diesel			IH C175		
1998-1987			1976-1972		
Belt - Fan, Alt. & Idler	700708233	▲K080537HD	Belt - Fan & Gen.	352095C1	▲9510HD
Belt - Fan To A.C.		▲9465HD	Belt - Knife Drive	558141R1	C101
Hose - Upper		●26511	Hose - Upper		●26515
8400			IH C232		
Cummins 4-Cyl. 3.9 L Diesel			1976-1972		
1997-1987			Belt - Knife Drive	558141R1	C101
Serpentine Belt	700708547	K080655	Hose - Upper		●26515
Belt - Fan To A.C.		▲9455HD	375		
Hose - Upper; (1 3/4" I.D.)		⊘24228	IH C232		
Hose - Lower		●26515	1976-1972		
INTERNATIONAL HARVESTER			Belt - Fan & Alt	306219C2	7370
161; 163			Belt - Fan & Gen.	352095C1	▲9510HD
IH C123			Belt - Knife Drive	558141R1	C101
1956-1936			Hose - Upper		⊘21794
Belt - Fan	271667R1	TR24315		or	●25477
Belt - Fan & W.P.	273889R1	TR26341	375		
Belt - Gen.	49291D	9260	IH C232		
Hose - Upper; (2" I.D.)		24232	1976-1972		
Hose - Lower; (2" I.D.)		24232	Belt - Fan & Alt	306219C2	7370
			Belt - Fan & Gen.	352095C1	▲9510HD
			Belt - Knife Drive	558141R1	C101
			Hose - Upper		⊘21794
				or	●25477

▲ Standard Belt May Also Be Available.
● Vulco-Flex® Coolant Hose.

⊘ Cut to Fit.
⊘ Two Required.

Belts and Coolant Hose for Windrowers

Application	Mfr. No.	Part No.
INTERNATIONAL HARVESTER - Continued		
375 - Continued		
IH D206 Diesel		
1976-1972		
Belt - Fan & Alt.	676835R1	▲9520HD
Belt - Fan & Gen.	352095C1	▲9510HD
Belt - Knife Drive	558141R1	C101
Hose - Upper		●25473
Hose - By Pass		⊗20573
4000		
IH 6-Cyl. 258		
1985-1978		
Belt - Fan & Alt.; Ser. No. 6004 & Before ...	403348R1	▲9463HD
Belt - Fan & Alt.; Ser. No. 6005 & After	826761C1	▲9390HD
Belt - A.C.	488082R2	▲9520HD
Belt - Gov.	829627C1	7541
Hose - Upper		⊗21794
	or	●25477
Hose - Lower		●26504
5000		
IH 4-Cyl. 239 Diesel		
1985-1978		
Belt - Fan & Alt.	280210C2	▲9540HD
Belt - A.C.; W/46 3/8" Belt O.C.	829921C1	▲9463HD
Belt - A.C.; W/54 5/8" Belt O.C.	829920C1	▲9540HD
5500		
IH 4-Cyl. 239 Diesel		
1979-1978		
Belt - Fan & Alt.	280210C2	▲9540HD
Belt - A.C.; W/46 3/8" Belt O.C.	829921C1	▲9463HD
Belt - A.C.; W/54 5/8" Belt O.C.	829920C1	▲9540HD
JOHN DEERE		
215		
John Deere 4-Cyl.		
1964-1961		
Belt - Fan & Gen.	T12042T	7410
Hose - Upper		●25472
Hose - Lower		●25476
800SP		
Chrysler 6-Cyl. 225		
1980-1972		
Belt - Fan & Alt.	E50973	▲9435HD
Belt - Gov.	E57428	7465
Hose - Upper		●25473
830SP		
Chrysler 6-Cyl. 225		
1980-1972		
Belt - Fan & Alt.	E50973	▲9435HD
Belt - Gov.	E57428	7465
Hose - Upper		●25476
Hose - Lower		●25484
880		
John Deere 51EA		
1970		
Belt - Fan & Alt.	T20334	TR22474
Hose - Upper		⊗21794
	or	●25480
Hose - Lower		●26509
Hose - By Pass; (1/2" I.D.)		28439

Application	Mfr. No.	Part No.
JOHN DEERE - Continued		
2250SP		
Chrysler 6-Cyl. 225		
1978-1973		
Belt - Fan & Alt.	H63772	▲9540HD
Belt - W.P.; W/A.C.	E53936	▲9690HD
Belt - W.P.; W/O A.C.	E52878	7390
Belt - Gov.	E57428	7465
2270SP		
John Deere 4-Cyl. 219		
1978-1973		
Belt - Fan & Alt.	T20334T	TR24476
Belt - A.C.	E50973	▲9435HD
Hose - By Pass		⊗20338
2280SP		
John Deere 4-Cyl. 219		
1985-1978		
Belt - Fan & Alt.	T20334T	TR24476
Belt - A.C.	E50973	▲9435HD
Hose - By Pass		⊗20338
2320SP		
Chrysler 6-Cyl. 225		
1985-1980		
Belt - Fan	E50973	▲9435HD
Belt - Gov.	E57428	7465
Belt - Platform J.S. Drive	E56262	3/A55
2360		
Chrysler 6-Cyl. 225		
1995-1984		
Belt - Gov.	E57428	7465
John Deere 4-Cyl. 219 Diesel		
1995-1984		
Belt - Fan & Alt.	T25130	TR22495
2420		
John Deere 4-Cyl. 219 Diesel		
1985-1980		
Belt - Fan & Alt.		TR22495
Belt - A.C.	E50973	▲9435HD
Belt - Platform J.S. Drive	E56262	3/A55
Hose - Upper		⊗20065
Hose - By Pass; (5/8" I.D.)		Ⓣ28441
3430SP		
John Deere 4-Cyl. 239 Diesel		
1996-1992		
Belt - Fan & Alt.		TR22534
Belt - A.C.		▲9463HD
Belt - Platform J.S. Drive	E56262	3/A55
Hose - Upper		⊗21794
	or	●25474
1991		
Belt - Fan & Alt.		TR22534
Belt - A.C.		▲9463HD
Hose - Upper		⊗21794
	or	●25474
1990-1985		
Belt - Fan & Alt.		TR22534
Belt - A.C.		▲9463HD
Belt - Platform J.S. Drive	E56262	3/A55
Hose - Upper		⊗21794
	or	●25474

▲ Standard Belt May Also Be Available.
⊗ Cut to Fit.

● Vulco-Flex® Coolant Hose.
Ⓣ Two Required.

Belts and Coolant Hose for Windrowers

Application	Mfr. No.	Part No.	Application	Mfr. No.	Part No.
JOHN DEERE - Continued			MASSEY FERGUSON - Continued		
3830SP			655 - Continued		
John Deere 4-Cyl. 239 Diesel			Chrysler 6-Cyl. 225 - Continued		
1996-1985			1978-1974 - Continued		
Belt - Fan & Alt	E75596	TR22553	Hose - Upper		20473
Belt - A.C.	N117674	▲9463HD	775		
Hose - Upper		●25484	Chrysler 6-Cyl. 225		
Hose - By Pass; (5/8" I.D.)		28441	1984-1978		
MACDON			Belt - Fan		
7000			Belt - Gov.		
Chrysler 6-Cyl. 225			Hose - By Pass; (5/8" I.D.)		
1993-1985			1984-1978		
Belt - Fan & Alt	K240071	7590	Belt - Fan	K194681	7417
Belt - A.C.	K240341	7483	Belt - Gov.	K179511	7490
Belt - Gov.	K243341	7460	Hose - By Pass; (5/8" I.D.)		28441
9000			785		
Cummins 4-Cyl. 3.9 L Diesel			Chrysler 6-Cyl. 225		
1995-1994			1986-1984		
Belt - Fan & Alt		▲K080560HD	Hose - By Pass; (5/8" I.D.)		
Belt - A.C.; W/48 5/8" Belt O.C.		▲9480HD	28441		
Belt - A.C.; W/41 1/2" Belt O.C.		▲9412HD	885		
Hose - Lower		●26611	Chrysler 6-Cyl. 225		
9200			1991-1983		
Cummins 4-Cyl. 3.9 L Diesel			Belt - Alt		
1999-1996			Belt - Gov.		
Belt - Fan & Alt		▲K080560HD	1044087M1		
9352			1056470M1		
Cummins 4-Cyl. 3.9 L Diesel			7417		
2006-2001			7460		
Belt - A.C.	21964	▲9412HD	Perkins 4-Cyl. 203 Diesel		
MASSEY FERGUSON			1991-1983		
34SP			Belt - Fan & Alt		
Continental			Hose - Upper; (1 3/4" I.D.)		
1980-1975			Hose - Lower; (1 3/4" I.D.)		
Belt - Fan & Gen.	223336M2	▲9447HD	1056522M1		
36SP			▲9510HD		
Chevrolet 6-Cyl. 292			24228		
1982-1976			24228		
Belt - Fan & Alt	833960M1	7400	NEW HOLLAND		
Belt - Gov.	238891M1	7555	905		
Chrysler 6-Cyl. 225			Continental Y112		
1982-1976			1963		
Belt - Fan & Alt	834063M1	7560	Belt - Fan		
Belt - Gov.	235199M1	7450	Belt - Hyd. Pump		
Hose - Upper		≧20168	Hose - Upper; (1 3/4" I.D.)		
		or ●25473	Hose - Lower; (1 3/4" I.D.)		
Hose - Lower		●25482	24228		
44			24228		
Continental			Ford 4-Cyl. 172		
1982-1976			1963		
Belt - Fan & Gen.	223336M2	▲9447HD	Belt - Fan & Gen.		
655			Hose - Upper; (1 1/4" I.D.)		
Chrysler 6-Cyl. 225			Hose - Lower		
1978-1974			or ●25473		
Belt - Fan	1044074M1	7490	Ford 4-Cyl. 172 Diesel		
Belt - Alt		7417	1963		
Belt - Gov.	K17951	7500	Belt - Fan & Gen.		
			Hose - Upper; (1 1/4" I.D.)		
			Hose - Lower		
			or ●25473		
			Ford 4-Cyl. 200		
			1963		
			Belt - Fan & Gen.		
			Hose - Upper; (1 1/4" I.D.)		
			Hose - Lower		
			or ●25473		
			Ford 4-Cyl. 256		
			1963		
			Belt - Fan & Gen.		
			Hose - Upper; (1 1/4" I.D.)		
			Hose - Lower		
			or ●25473		
			910; 912		
			Ford 4-Cyl. 256 Diesel		
			1977-1971		
			Belt - Fan & Alt		
			▲9540HD		

▲ Standard Belt May Also Be Available.
 ≧ Cut to Fit.

● Vulco-Flex® Coolant Hose.

Agricultural Equipment

Belts and Coolant Hose for Windrowers

Application	Mfr. No.	Part No.
NEW HOLLAND - Continued		
910; 912 - Continued		
Ford 4-Cyl. 256 Diesel - Continued		
1977-1971 - Continued		
Hose - Upper		●25528
Hose - Lower		●26612
Ford 6-Cyl. 250		
1977-1971		
Belt - Fan	259346	▲9480HD
Belt - W.P. & Alt	259347	7417
Belt - A.C.	133929	▲9430HD
Belt - Gov.	259348	7470
Hose - Upper		●26611
Hose - Lower		●25528
1100		
Perkins 4-Cyl. 236 Diesel		
1991-1975		
Belt - Fan & Alt.	633337	②▲9525HD
Belt - A.C.	259346	▲9480HD
Belt - Draper Drive	219435	A50
Belt - Gov.	219349	7315
Hose - Upper		✂20957
1110		
Ford 6-Cyl. 200		
1983-1975		
Belt - W.P. & Alt.		②7340
Belt - Gov.	219349	7315
Hose - Upper		✂20957
Hose - Lower		●25480
1112		
Ford 6-Cyl. 250		
1979		
Belt - Fan	259346	▲9480HD
Belt - W.P. & Alt.	577982	7420
Belt - A.C.	133929	▲9430HD
Belt - Gov.	259348	7470
Belt - Auger & Reel Drive	9622032	C106
Hose - Upper		●26611
Hose - Lower		●25530
1978-1975		
Belt - Fan	259346	▲9480HD
Belt - W.P. & Alt.		7420
Belt - A.C.	133929	▲9430HD
Belt - Gov.	259348	7470
Belt - Auger & Reel Drive	9622032	C106
Hose - Upper		●26611
Hose - Lower		●25530
1114		
Ford 4-Cyl. 256 Diesel		
1981-1979		
Hose - Upper		●25532
Ford 6-Cyl. 250		
1981-1979		
Belt - Fan	259346	▲9480HD
Belt - W.P. & Alt.	577982	7420
Belt - A.C.	133929	▲9430HD
Belt - Gov.	259348	7470
Belt - Auger & Reel Drive	9622032	C106
Hose - Upper		●26611
Hose - Lower		●25530
1116		
Perkins 4-Cyl. 236 Diesel		
1987-1980		
Belt - Header	643307	2/B93

Application	Mfr. No.	Part No.
NEW HOLLAND - Continued		
1116 - Continued		
Perkins 4-Cyl. 236 Diesel - Continued		
1987-1980 - Continued		
Belt - Alt.	708712	▲9545HD
1118		
Ford 4-Cyl. 256 Diesel		
1992		
Belt - A.C.		▲9490HD
Belt - Alt.	708712	②▲9545HD
Belt - Header	643307	2/B93
Belt - Reel Drive	9622032	C106
Hose - Upper		●25528
Hose - Lower		●26612
1991-1986		
Belt - Header	643307	2/B93
Belt - Alt.	708712	②▲9545HD
Belt - A.C.		▲9490HD
Hose - Upper		●25528
Hose - Lower		●26612
1495		
Ford 6-Cyl. 200		
1986-1975		
Belt - Fan & Alt.		②7340
Belt - Fan	219133	7320
Belt - W.P. & Gov.		7312
Belt - A.C.	572981	▲9430HD
Hose - Upper		●26505
Hose - Lower		●25482
1499		
Ford 4-Cyl. 256 Diesel		
1992-1987		
Belt - Fan & Alt.		▲9550HD
Belt - A.C.		▲9435HD
Hose - Upper		●25477
2450; 2550		
Ford 4-Cyl. 304 Diesel		
1998-1992		
Hose - Upper		●25478
HW300; HW320		
Genesis 4-Cyl. 304 Diesel		
2004-1998		
Tensioner Assy.	87801689	38672
HW340		
Genesis 6-Cyl. 166 H.P. Diesel		
2004-1998		
Serpentine Belt	86529107	▲K080797HD
OWATONNA		
265		
Ford 6-Cyl. 3.3 L		
Belt - Fan & Alt.		▲9350HD
Belt - A.C.		▲9447HD
Belt - Gov.		7312
Hose - Upper - Eng. To Pipe		●26612
Hose - Lower - Eng. To Pipe		●26612

● Vulco-Flex® Coolant Hose.
② Two Required.

▲ Standard Belt May Also Be Available.
✂ Cut to Fit.

Belts and Coolant Hose for Windrowers

Application	Mfr. No.	Part No.
-------------	----------	----------

VERSATILE

330

Ford 4-Cyl. 122

1984-1970

Belt - Fan & Alt		②7360
Belt - Fan & Gov.		♣9500HD
Cam. Belt		T013
Hose - Upper		●25476
Hose - Lower		●25487

440

Ford 6-Cyl. 200

1975-1972

Belt - Fan & Alt	C5DE8620C	7340
Belt - Gov.	C7ZZ8620F	7312
Hose - Upper		●25305
Hose - Lower		●25484

② Two Required.
● Vulco-Flex® Coolant Hose.

♣ Standard Belt May Also Be Available.

Agricultural Equipment

Straight Hose Size List

Emission DEF Tank Fill, Heater & Coolant Hose Numbers

Emission Control Hose						
I.D./Length	6 ft.	25 ft.	50 ft.	100 ft.	250 ft.	300 ft.
Diesel Emissions Fluid Tank Fill Hose						
3/4	-	DEF750025	-	-	-	DEF750300
1	-	DEF100025	-	-	-	DEF100300

Heater Hose						
I.D./Length	6 ft.	25 ft.	50 ft.	100 ft.	250 ft.	300 ft.
Charter® Heater Hose						
1/2	-	-	28400	-	28403	-
5/8	-	-	28401	-	28404	-
3/4	-	-	28402	-	28405	-
Safety Stripe® Heater Hose						
1/4	-	-	28407	-	-	-
5/16	-	-	28408	-	-	-
3/8	28489	-	28409	-	-	-
1/2	28490	-	28410	-	-	-
5/8	28491	-	28411	-	28417	-
3/4	28492	-	28412	-	28418	-
1	-	28420	28413	-	-	-
Firewall® Heater Hose						
1/2	-	-	28430	-	-	-
5/8	-	-	28431	-	28433	-
3/4	-	-	28432	-	28434	-
Silicone Heater Hose						
3/8	-	26239	-	-	-	-
1/2	-	26240	-	-	-	-
5/8	-	26241	-	-	-	-
3/4	-	26242	-	-	-	-
1	-	26244	-	-	-	-
Green Stripe® Heater Hose						
1/2	-	-	28439	-	-	28440
5/8	-	-	28441	-	-	28447
3/4	-	-	28442	-	-	28448
7/8	-	-	28443	-	-	-
1	-	-	28444	-	-	28449
1 1/4	-	-	28445	-	-	-

Coolant Hose						
I.D./Length	3 ft.	I.D./Length	3 ft.	I.D./Length	3 ft.	3 ft.
500°F Severe Service Silicone Coolant Hose						
1	28225	2	28229	3	28233	-
1 1/4	28226	2 1/4	28230	-	-	-
1 1/2	28227	2 1/2	28231	-	-	-
1 3/4	28228	2 3/4	28232	-	-	-
FleetRunner® Hi-Temp Straight Radiator Hose						
7/8	24614	1 1/2	24624	2 1/4	24636	-
1	24616	1 5/8	24626	2 3/8	24638	-
1 1/8	24618	1 3/4	24628	2 1/2	24640	-
1 1/4	24620	1 7/8	24630	2 3/4	24644	-
1 3/8	24622	2	24632	3	24648	-

Straight Hose Size List

Coolant Hose						
I.D./Length	3 ft.	I.D./Length	3 ft.	I.D./Length	3 ft.	
Vulco® Straight Coolant Hose						
1/2	24008	1 5/8	24026	2 5/8	24042	–
3/4	24012	1 3/4	24028	2 3/4	24044	–
7/8	24014	1 7/8	24030	2 7/8	24046	–
1	24016	2	24032	3	24048	–
1 1/8	24018	2 1/8	24034	3 1/4	24052	–
1 1/4	24020	2 1/4	24036	3 1/2	24056	–
1 3/8	24022	2 3/8	24038	4	24064	–
1 1/2	24024	2 1/2	24040	–	–	–
Silicone Coolant Hose						
1/2	24808	1 1/2	24824	3	24848	–
5/8	24810	1 5/8	24826	3 1/8	24850	–
3/4	24812	1 3/4	24828	3 1/4	24852	–
7/8	24814	2	24832	3 1/2	24856	–
1	24816	2 1/4	24836	3 3/4	24860	–
1 1/8	24818	2 3/8	24838	4	24864	–
1 1/4	24820	2 1/2	24840	4 1/2	24872	–
1 3/8	24822	2 3/4	24844	–	–	–
Green Stripe® 2-Ply Straight Coolant Hose						
3/4	24212	1 7/8	24230	3	24248	–
7/8	24214	2	24232	3 1/8	24250	–
1	24216	2 1/8	24234	3 1/4	24252	–
1 1/8	24218	2 1/4	24236	3 1/2	24256	–
1 1/4	24220	2 3/8	24238	3 3/4	24260	–
1 3/8	24222	2 1/2	24240	4	24264	–
1 1/2	24224	2 5/8	24242	4 1/2	24272	–
1 5/8	24226	2 3/4	24244	–	–	–
1 3/4	24228	2 7/8	24246	–	–	–
Green Stripe® 4-Ply Straight Coolant Hose						
1 3/4	24428	2 1/2	24440	3 1/4	24452	–
1 7/8	24430	2 5/8	24442	3 1/2	24456	–
2	24432	2 3/4	24444	3 5/8	24458	–
2 1/8	24434	2 7/8	24446	3 3/4	24460	–
2 1/4	24436	3	24448	4	24464	–
2 3/8	24438	3 1/8	24450	5	24480	–
Green Stripe® Wire Inserted Coolant Hose						
I.D./Length	5	10	I.D./Length	5	10	
1	24916	28316	2 1/4	24936	28336	–
1 1/8	24918	–	2 3/8	24938	–	–
1 1/4	24920	28320	2 1/2	24940	28340	–
1 3/8	24922	–	2 5/8	24942	–	–
1 1/2	24924	28324	2 3/4	24944	28344	–
1 5/8	24926	28326	2 7/8	24946	–	–
1 3/4	24928	28328	3	24948	28348	–
1 7/8	24930	28330	3 1/2	24956	28356	–
2	24932	28332	4	24964	–	–
2 1/8	24934	–	5	24980	–	–
	–	–	6	24996	–	–

Truflex® and PowerRated® - Listed by Size

Length (in)	Truflex® Belt No.	PowerRated® Belt No.	Length (in)	Truflex® Belt No.	PowerRated® Belt No.	Length (in)	Truflex® Belt No.	PowerRated® Belt No.
1/2" (13mm) Top Width - Cont.			21/32" (17mm) Top Width - Cont.			21/32" (17mm) Top Width - Cont.		
82	2820	6882	33	3330	6933	67	3670	6967
83	2830	6883	34	3340	6934	68	3680	6968
84	2840	6884	35	3350	6935	69	3690	6969
85	2850	6885	35.5	3355		70	3700	6970
86	2860	6886	36	3360	6936	71	3710	6971
87	2870	6887	37	3370	6937	72	3720	6972
88	2880	6888	38	3380	6938	73	3730	6973
89	2890	6889	39	3390	6939	74	3740	6974
90	2900	6890	40	3400	6940	75	3750	6975
91	2910	6891	41	3410	6941	76	3760	6976
92	2920	6892	42	3420	6942	77	3770	6977
93	2930	6893	43	3430	6943	78	3780	6978
94	2940	6894	44	3440	6944	79	3790	6979
95	2950	6895	45	3450	6945	80	3800	6980
96	2960	6896	46	3460	6946	81	3810	6981
97	2970	6897	47	3470	6947	82	3820	6982
98	2980	6898	48	3480	6948	83	3830	6983
99	2990	6899	49	3490	6949	84	3840	6984
100	2999	68100	50	3500	6950	85	3850	6985
105		68105	51	3510	6951	86	3860	6986
107		68107	52	3520	6952	87	3870	6987
117		68117	53	3530	6953	88	3880	6988
21/32" (17mm) Top Width			54	3540	6954	89	3890	6989
23	3230	6923	55	3550	6955	90	3900	6990
24	3240	6924	56	3560	6956	91	3910	6991
25	3250	6925	57	3570	6957	92	3920	6992
26	3260	6926	58	3580	6958	93	3930	6993
26.5	3265		59	3590	6959	94	3940	6994
27	3270	6927	60	3600	6960	95	3950	6995
28	3280	6928	61	3610	6961	96	3960	6996
29	3290	6929	62	3620	6962	97	3970	6997
30	3300	6930	63	3630	6963	98	3980	6998
31	3310	6931	64	3640	6964	99	3990	6999
32	3320	6932	65	3650	6965	100	3999	69100
			66	3660	6966			

Showing Belt Numbers with Corresponding Nominal Outside Lengths and Top Widths

Belt No.	Length (in)	Length (mm)	Top Width (in)	Top Width (mm)	Belt No.	Length (in)	Length (mm)	Top Width (in)	Top Width (mm)
K040378HD	38 1/2	978	9/16	14	K060723HD	72 7/8	1851	13/16	20
K040388HD	39 3/8	999	9/16	14	K060735HD	74 1/8	1881	13/16	20
K040425HD	43 1/8	1095	9/16	14	K060736HD	74 1/8	1882	13/16	20
K040430HD	43 3/4	1111	9/16	14	K060739HD	74 1/2	1893	13/16	20
K040445HD	45 1/4	1148	9/16	14	K060747HD	75 3/8	1914	13/16	20
K040745HD	75 1/8	1907	9/16	14	K060772HD	77 3/4	1975	13/16	20
K040762HD	76 3/4	1950	9/16	14	K060795HD	80 1/8	2034	13/16	20
K050323HD	33	837	21/32	17	K060806HD	81 1/8	2061	13/16	20
K050336HD	34 1/4	871	21/32	17	K060812HD	81 3/4	2076	13/16	20
K050340HD	34 5/8	881	21/32	17	K060828HD	83 3/8	2118	13/16	20
K050345HD	35 1/4	894	21/32	17	K060832HD	83 3/4	2127	13/16	20
K050350HD	35 5/8	905	21/32	17	K060846HD	85 1/4	2164	13/16	20
K050360HD	36 3/4	932	21/32	17	K060849HD	85 1/2	2171	13/16	20
K050375HD	38 1/4	971	21/32	17	K060858HD	86 3/8	2193	13/16	20
K050380HD	38 3/4	983	21/32	17	K060860HD	86 5/8	2201	13/16	20
K050420HD	42 5/8	1084	21/32	17	K060870HD	87 5/8	2225	13/16	20
K060337HD	34 1/4	871	13/16	20	K060875HD	88 1/8	2238	13/16	20
K060340HD	34 3/4	881	13/16	20	K060883HD	89	2261	13/16	20
K060374HD	37 7/8	962	13/16	20	K060905HD	90 7/8	2308	13/16	20
K060390HD	39 3/4	1008	13/16	20	K060908HD	91 1/4	2319	13/16	20
K060393HD	39 7/8	1012	13/16	20	K060910HD	91 5/8	2329	13/16	20
K060400HD	40 3/4	1034	13/16	20	K060923HD	92 7/8	2360	13/16	20
K060408HD	41 1/2	1054	13/16	20	K060930HD	93 5/8	2377	13/16	20
K060415HD	42 1/8	1069	13/16	20	K060935HD	94	2387	13/16	20
K060420HD	42 1/2	1080	13/16	20	K060960HD	96 1/2	2453	13/16	20
K060425HD	43 1/8	1095	13/16	20	K060970HD	97 5/8	2480	13/16	20
K060435HD	44 1/8	1122	13/16	20	K060988HD	99 1/2	2526	13/16	20
K060439HD	44 1/2	1129	13/16	20	K060990HD	99 5/8	2531	13/16	20
K060455HD	46	1170	13/16	20	K060994HD	99 7/8	2537	13/16	20
K060458HD	46 3/8	1179	13/16	20	K060997HD	100 1/4	2546	13/16	20
K060470HD	47 5/8	1211	13/16	20	K061000HD	100 5/8	2555	13/16	20
K060478HD	48 1/4	1227	13/16	20	K061005HD	101 1/8	2568	13/16	20
K060480HD	48 5/8	1237	13/16	20	K061010HD	101 5/8	2581	13/16	20
K060483HD	48 7/8	1241	13/16	20	K061015HD	102 1/8	2593	13/16	20
K060490HD	49 1/2	1258	13/16	20	K061020HD	102 5/8	2605	13/16	20
K060495HD	50 1/8	1274	13/16	20	K061058HD	106 3/8	2701	13/16	20
K060500HD	50 3/4	1288	13/16	20	K061080HD	108 3/4	2761	13/16	20
K060505HD	51	1295	13/16	20	K061140HD	114 1/2	2910	13/16	20
K060509HD	51 1/2	1309	13/16	20	K061177HD	118 1/4	3004	13/16	20
K060516HD	52 1/8	1325	13/16	20	K061187HD	119 1/4	3030	13/16	20
K060520HD	52 3/4	1339	13/16	20	K061195HD	120 1/8	3051	13/16	20
K060523HD	52 7/8	1343	13/16	20	K061203HD	120 7/8	3070	13/16	20
K060525HD	53 3/8	1355	13/16	20	K061223HD	122 7/8	3121	13/16	20
K060529HD	53 1/2	1359	13/16	20	K061265HD	127 1/8	3229	13/16	20
K060532HD	53 7/8	1367	13/16	20	K061360HD	136 1/2	3467	13/16	20
K060539HD	54 1/2	1385	13/16	20	K061369HD	137 1/2	3493	13/16	20
K060547HD	55 1/4	1404	13/16	20	K070404HD	41	1042	15/16	24
K060555HD	56	1423	13/16	20	K070529HD	53	1359	15/16	24
K060557HD	56 1/4	1429	13/16	20	K070533HD	55 7/8	1418	15/16	24
K060559HD	56 1/2	1436	13/16	20	K070640HD	64 5/8	1642	15/16	24
K060560HD	56 5/8	1439	13/16	20	K070673HD	67 3/4	1722	15/16	24
K060568HD	57 3/8	1459	13/16	20	K070677HD	68 1/4	1734	15/16	24
K060569HD	57 1/2	1462	13/16	20	K070705HD	71 1/8	1807	15/16	24
K060575HD	58	1473	13/16	20	K070709HD	71 1/2	1816	15/16	24
K060578HD	58 3/8	1483	13/16	20	K070733HD	73 3/4	1874	15/16	24
K060586HD	59 1/4	1504	13/16	20	K070735HD	74 1/8	1883	15/16	24
K060588HD	59 3/8	1508	13/16	20	K070762HD	76 3/4	1949	15/16	24
K060594HD	60	1523	13/16	20	K070786HD	79 1/8	2011	15/16	24
K060598HD	60 3/8	1534	13/16	20	K070801HD	80 3/4	2051	15/16	24
K060605HD	61 1/8	1553	13/16	20	K070805HD	81 1/8	2061	15/16	24
K060615HD	62 1/8	1577	13/16	20	K070825HD	83 1/8	2112	15/16	24
K060625HD	63 1/8	1603	13/16	20	K070835HD	84	2134	15/16	24
K060628HD	63 3/8	1610	13/16	20	K071056HD	106 1/4	2699	15/16	24
K060631HD	63 3/4	1619	13/16	20	K071247HD	125 3/8	3183	15/16	24
K060635HD	64 1/8	1627	13/16	20	K080330HD	33 3/4	856	1 3/32	28
K060637HD	64 3/8	1634	13/16	20	K080375HD	38 1/8	968	1 3/32	28
K060653HD	65 7/8	1674	13/16	20	K080382HD	38 3/4	983	1 3/32	28
K060658HD	66 3/8	1687	13/16	20	K080384HD	39	990	1 3/32	28
K060660HD	66 3/4	1696	13/16	20	K080385HD	39 1/8	992	1 3/32	28
K060670HD	67 1/2	1716	13/16	20	K080400HD	40 3/4	1034	1 3/32	28
K060672HD	67 3/4	1722	13/16	20	K080415HD	42 1/8	1069	1 3/32	28
K060675HD	68	1728	13/16	20	K080427HD	43 1/2	1103	1 3/32	28
K060680HD	68 5/8	1742	13/16	20	K080433HD	43 7/8	1115	1 3/32	28
K060685HD	69 1/8	1756	13/16	20	K080435HD	44 1/8	1122	1 3/32	28
K060690HD	69 5/8	1767	13/16	20	K080450HD	45 5/8	1160	1 3/32	28
K060696HD	70 1/8	1781	13/16	20	K080465HD	47	1195	1 3/32	28
K060716HD	72	1830	13/16	20	K080468HD	47 3/8	1203	1 3/32	28

FleetRunner® Micro-V® Belts - Listed by Number

Belt No.	Length (in)	Length (mm)	Top Width (in)	Top Width (mm)	Belt No.	Length (in)	Length (mm)	Top Width (in)	Top Width (mm)
K080471HD	47 3/4	1211	1 3/32	28	K080839HD	84 3/8	2144	1 3/32	28
K080480HD	48 5/8	1237	1 3/32	28	K080842HD	84 3/4	2154	1 3/32	28
K080485HD	49 1/8	1249	1 3/32	28	K080845HD	85 1/8	2161	1 3/32	28
K080496HD	50 1/8	1274	1 3/32	28	K080850HD	85 3/8	2175	1 3/32	28
K080505HD	51	1297	1 3/32	28	K080852HD	85 3/4	2178	1 3/32	28
K080510HD	51 1/2	1309	1 3/32	28	K080855HD	86 1/8	2187	1 3/32	28
K080514HD	52	1320	1 3/32	28	K080859HD	86 3/8	2195	1 3/32	28
K080525HD	53 1/8	1351	1 3/32	28	K080860HD	86 5/8	2200	1 3/32	28
K080530HD	3 1/2	1359	1 3/32	28	K080865HD	87 1/8	2212	1 3/32	28
K080537HD	54 1/4	1379	1 3/32	28	K080868HD	87 3/8	2219	1 3/32	28
K080539HD	54 1/2	1384	1 3/32	28	K080872HD	87 3/4	2230	1 3/32	28
K080545HD	55 1/8	1399	1 3/32	28	K080876HD	88 1/8	2240	1 3/32	28
K080550HD	55 3/4	1415	1 3/32	28	K080878HD	88 3/8	2245	1 3/32	28
K080553HD	55 7/8	1419	1 3/32	28	K080885HD	89 1/8	2263	1 3/32	28
K080560HD	56 5/8	1439	1 3/32	28	K080889HD	89 1/2	2272	1 3/32	28
K080565HD	57	1448	1 3/32	28	K080893HD	89 7/8	2282	1 3/32	28
K080566HD	57 1/8	1452	1 3/32	28	K080897HD	90 3/8	2295	1 3/32	28
K080570HD	57 1/2	1462	1 3/32	28	K080903HD	90 7/8	2308	1 3/32	28
K080575HD	58 1/8	1475	1 3/32	28	K080910HD	91 5/8	2326	1 3/32	28
K080580HD	58 5/8	1490	1 3/32	28	K080913HD	91 7/8	2334	1 3/32	28
K080585HD	59	1499	1 3/32	28	K080915HD	92 1/8	2340	1 3/32	28
K080590HD	59 1/2	1512	1 3/32	28	K080922HD	92 3/4	2355	1 3/32	28
K080594HD	60	1523	1 3/32	28	K080926HD	93 1/8	2367	1 3/32	28
K080600HD	60 5/8	1538	1 3/32	28	K080931HD	93 5/8	2379	1 3/32	28
K080605HD	61 1/8	1553	1 3/32	28	K080934HD	93 7/8	2384	1 3/32	28
K080610HD	61 3/4	1569	1 3/32	28	K080939HD	94 1/2	2400	1 3/32	28
K080615HD	62 1/8	1577	1 3/32	28	K080944HD	95	2412	1 3/32	28
K080620HD	62 5/8	1591	1 3/32	28	K080948HD	95 3/8	2423	1 3/32	28
K080623HD	62 7/8	1598	1 3/32	28	K080952HD	95 3/4	2432	1 3/32	28
K080626HD	63 1/8	1603	1 3/32	28	K080956HD	96 1/4	2444	1 3/32	28
K080630HD	63 5/8	1616	1 3/32	28	K080962HD	96 3/4	2457	1 3/32	28
K080638HD	64 3/8	1634	1 3/32	28	K080964HD	97	2465	1 3/32	28
K080645HD	65 1/4	1657	1 3/32	28	K080968HD	97 1/2	2475	1 3/32	28
K080649HD	65 1/2	1665	1 3/32	28	K080986HD	99 1/8	2519	1 3/32	28
K080653HD	65 7/8	1674	1 3/32	28	K080991HD	99 5/8	2531	1 3/32	28
K080660HD	66 1/2	1691	1 3/32	28	K080994HD	100	2540	1 3/32	28
K080665HD	67 1/8	1705	1 3/32	28	K081000HD	100 5/8	2555	1 3/32	28
K080670HD	67 1/2	1716	1 3/32	28	K081005HD	101 1/8	2568	1 3/32	28
K080672HD	67 3/4	1722	1 3/32	28	K081015HD	102 1/8	2594	1 3/32	28
K080675HD	68	1728	1 3/32	28	K081020HD	102 5/8	2605	1 3/32	28
K080677HD	68 1/4	1734	1 3/32	28	K081023HD	102 7/8	2613	1 3/32	28
K080680HD	68 5/8	1742	1 3/32	28	K081025HD	103 1/8	2619	1 3/32	28
K080683HD	68 7/8	1750	1 3/32	28	K081032HD	103 3/4	2635	1 3/32	28
K080685HD	69 1/8	1756	1 3/32	28	K081035HD	104	2642	1 3/32	28
K080690HD	69 5/8	1767	1 3/32	28	K081044HD	105	2666	1 3/32	28
K080694HD	70	1777	1 3/32	28	K081047HD	105 1/4	2673	1 3/32	28
K080700HD	70 1/2	1789	1 3/32	28	K081051HD	105 3/4	2686	1 3/32	28
K080702HD	70 3/4	1798	1 3/32	28	K081055HD	106 1/8	2694	1 3/32	28
K080708HD	71 1/4	1811	1 3/32	28	K081059HD	106 1/2	2705	1 3/32	28
K080710HD	71 1/2	1816	1 3/32	28	K081065HD	107 1/8	2720	1 3/32	28
K080716HD	72 1/8	1831	1 3/32	28	K081074HD	108	2745	1 3/32	28
K080718HD	72 3/8	1839	1 3/32	28	K081079HD	108 1/2	2756	1 3/32	28
K080720HD	72 5/8	1845	1 3/32	28	K081088HD	109 3/8	2778	1 3/32	28
K080723HD	72 7/8	1851	1 3/32	28	K081092HD	109 3/4	2788	1 3/32	28
K080726HD	73 1/4	1859	1 3/32	28	K081099HD	110 1/2	2807	1 3/32	28
K080730HD	73 1/2	1867	1 3/32	28	K081102HD	110 3/4	2814	1 3/32	28
K080733HD	73 3/4	1874	1 3/32	28	K081124HD	113	2869	1 3/32	28
K080734HD	74	1880	1 3/32	28	K081153HD	116 1/4	2953	1 3/32	28
K080738HD	74 3/8	1889	1 3/32	28	K081177HD	118 1/4	3005	1 3/32	28
K080740HD	74 5/8	1896	1 3/32	28	K081189HD	119 1/2	3034	1 3/32	28
K080745HD	75 1/8	1907	1 3/32	28	K081196HD	120 1/8	3050	1 3/32	28
K080751HD	75 5/8	1921	1 3/32	28	K081207HD	121 3/8	3082	1 3/32	28
K080755HD	76	1931	1 3/32	28	K081213HD	121 7/8	3096	1 3/32	28
K080760HD	76 1/2	1942	1 3/32	28	K081223HD	122 3/4	3117	1 3/32	28
K080765HD	77	1957	1 3/32	28	K081243HD	124 7/8	3172	1 3/32	28
K080770HD	77 1/2	1969	1 3/32	28	K081264HD	127	3227	1 3/32	28
K080774HD	77 3/4	1976	1 3/32	28	K081265HD	127 1/8	3228	1 3/32	28
K080776HD	78 1/8	1985	1 3/32	28	K081298HD	130 3/8	3312	1 3/32	28
K080780HD	78 5/8	1996	1 3/32	28	K081304HD	131	3327	1 3/32	28
K080785HD	79	2007	1 3/32	28	K081325HD	133 1/8	3381	1 3/32	28
K080790HD	79 1/2	2019	1 3/32	28	K081331HD	133 3/4	3396	1 3/32	28
K080794HD	80	2032	1 3/32	28	K081348HD	135 3/8	3439	1 3/32	28
K080797HD	80 1/8	2037	1 3/32	28	K081359HD	136 1/2	3468	1 3/32	28
K080801HD	80 3/4	2050	1 3/32	28	K081362HD	136 3/4	3474	1 3/32	28
K080806HD	81 1/8	2061	1 3/32	28	K081369HD	137 1/2	3492	1 3/32	28
K080810HD	81 5/8	2073	1 3/32	28	K081377HD	138 1/4	3513	1 3/32	28
K080813HD	81 3/8	2067	1 3/32	28	K090490HD	49 1/2	1258	1 7/32	31
K080816HD	82 1/8	2086	1 3/32	28	K090500HD	50 1/2	1282	1 7/32	31
K080817HD	82 3/8	2091	1 3/32	28	K090578HD	58 3/8	1482	1 7/32	31
K080820HD	82 3/4	2100	1 3/32	28	K090586HD	59 1/4	1504	1 7/32	31
K080825HD	83 1/8	2112	1 3/32	28	K090609HD	61 1/2	1562	1 7/32	31
K080830HD	83 3/4	2127	1 3/32	28	K090613HD	62	1573	1 7/32	31
K080834HD	84	2134	1 3/32	28	K100381HD	38 3/4	983	1 3/8	35

FleetRunner® Micro-V® Belts - Listed by Number

Belt No.	Length (in)	Length (mm)	Top Width (in)	Top Width (mm)	Belt No.	Length (in)	Length (mm)	Top Width (in)	Top Width (mm)
K100437HD	44 1/4	1124	1 3/8	35	K100994HD	100	2539	1 3/8	35
K100456HD	46 1/8	1173	1 3/8	35	K101010HD	101 1/2	2579	1 3/8	35
K100465HD	47	1195	1 3/8	35	K101015HD	102	2591	1 3/8	35
K100485HD	48 7/8	1241	1 3/8	35	K101078HD	108 3/8	2753	1 3/8	35
K100495HD	50 1/8	1274	1 3/8	35	K101091HD	109 5/8	2786	1 3/8	35
K100502HD	50 3/4	1288	1 3/8	35	K101096HD	110 1/8	2797	1 3/8	35
K100510HD	51 1/2	1309	1 3/8	35	K101115HD	112	2846	1 3/8	35
K100529HD	53 3/8	1356	1 3/8	35	K120281HD	28 3/4	730	1 21/32	42
K100535HD	54	1373	1 3/8	35	K120360HD	36 5/8	929	1 21/32	42
K100540HD	54 1/2	1385	1 3/8	35	K120390HD	39 3/4	1008	1 21/32	42
K100551HD	55 5/8	1414	1 3/8	35	K120400HD	40 3/4	1034	1 21/32	42
K100554HD	56	1423	1 3/8	35	K120410HD	41 1/2	1054	1 21/32	42
K100557HD	56 3/8	1432	1 3/8	35	K120457HD	46 1/4	1175	1 21/32	42
K100563HD	56 7/8	1444	1 3/8	35	K120477HD	48 1/4	1226	1 21/32	42
K100564HD	57	1448	1 3/8	35	K120525HD	53 1/8	1351	1 21/32	42
K100570HD	57 1/2	1462	1 3/8	35	K120559HD	56 1/2	1436	1 21/32	42
K100572HD	57 7/8	1469	1 3/8	35	K120594HD	60	1523	1 21/32	42
K100575HD	58 1/8	1475	1 3/8	35	K120606HD	61 1/8	1553	1 21/32	42
K100578HD	58 3/8	1482	1 3/8	35	K120610HD	61 3/4	1569	1 21/32	42
K100579HD	58 1/2	1487	1 3/8	35	K120640HD	64 5/8	1641	1 21/32	42
K100582HD	58 3/4	1492	1 3/8	35	K120645HD	65	1651	1 21/32	42
K100594HD	60	1523	1 3/8	35	K120702HD	70 3/4	1798	1 21/32	42
K100600HD	60 1/2	1538	1 3/8	35	K120720HD	72 5/8	1845	1 21/32	42
K100604HD	61 1/8	1550	1 3/8	35	K120729HD	73 1/2	1867	1 21/32	42
K100607HD	61 1/4	1557	1 3/8	35	K120732HD	73 3/4	1873	1 21/32	42
K100610HD	61 5/8	1564	1 3/8	35	K120734HD	74	1880	1 21/32	42
K100615HD	62	1576	1 3/8	35	K120738HD	74 3/8	1889	1 21/32	42
K100618HD	63 3/4	1619	1 3/8	35	K120774HD	78	1982	1 21/32	42
K100630HD	63 5/8	1616	1 3/8	35	K120784HD	79	2007	1 21/32	42
K100637HD	64 1/4	1633	1 3/8	35	K120786HD	79 1/8	2010	1 21/32	42
K100640HD	64 5/8	1642	1 3/8	35	K120815HD	82	2083	1 21/32	42
K100643HD	65	1651	1 3/8	35	K120842HD	84 3/4	2154	1 21/32	42
K100649HD	65 1/2	1664	1 3/8	35	K120852HD	85 3/4	2178	1 21/32	42
K100655HD	66	1678	1 3/8	35	K120855HD	86 1/8	2188	1 21/32	42
K100658HD	66 3/8	1687	1 3/8	35	K120858HD	86 3/8	2194	1 21/32	42
K100661HD	66 3/4	1694	1 3/8	35	K120864HD	86 7/8	2208	1 21/32	42
K100665HD	67 1/8	1704	1 3/8	35	K120866HD	87 1/4	2215	1 21/32	42
K100670HD	67 1/2	1716	1 3/8	35	K120870HD	87 5/8	2225	1 21/32	42
K100675HD	68	1728	1 3/8	35	K120872HD	87 3/4	2230	1 21/32	42
K100677HD	68 1/4	1734	1 3/8	35	K120878HD	88 3/8	2245	1 21/32	42
K100686HD	69 1/4	1758	1 3/8	35	K120891HD	89 5/8	2278	1 21/32	42
K100694HD	70	1778	1 3/8	35	K120895HD	90 1/8	2289	1 21/32	42
K100702HD	70 7/8	1800	1 3/8	35	K120901HD	90 5/8	2301	1 21/32	42
K100706HD	71 1/4	1810	1 3/8	35	K120903HD	90 7/8	2308	1 21/32	42
K100710HD	71 1/2	1816	1 3/8	35	K120910HD	91 5/8	2326	1 21/32	42
K100714HD	72	1829	1 3/8	35	K120911HD	91 3/4	2329	1 21/32	42
K100719HD	72 3/8	1840	1 3/8	35	K120915HD	92 1/8	2340	1 21/32	42
K100720HD	72 5/8	1845	1 3/8	35	K120919HD	92 1/2	2350	1 21/32	42
K100726HD	73 1/8	1859	1 3/8	35	K120924HD	93 1/8	2364	1 21/32	42
K100731HD	73 5/8	1871	1 3/8	35	K120931HD	93 3/4	2381	1 21/32	42
K100739HD	74 1/2	1893	1 3/8	35	K120945HD	95	2415	1 21/32	42
K100745HD	75 1/8	1907	1 3/8	35	K120964HD	97	2463	1 21/32	42
K100749HD	75 1/2	1918	1 3/8	35	K120975HD	98 1/8	2492	1 21/32	42
K100761HD	76 3/4	1949	1 3/8	35	K120980HD	98 1/2	2503	1 21/32	42
K100764HD	77	1957	1 3/8	35	K120985HD	99 1/8	2516	1 21/32	42
K100771HD	77 3/4	1976	1 3/8	35	K120992HD	99 7/8	2537	1 21/32	42
K100780HD	78 5/8	1997	1 3/8	35	K121000HD	100 5/8	2556	1 21/32	42
K100789HD	79 1/2	2019	1 3/8	35	K121039HD	104 1/2	2654	1 21/32	42
K100810HD	81 5/8	2073	1 3/8	35	K121049HD	105 1/2	2680	1 21/32	42
K100814HD	82	2083	1 3/8	35	K121139HD	114 1/2	2909	1 21/32	42
K100818HD	82 1/2	2096	1 3/8	35	K140279HD	28 1/2	723	1 15/16	49
K100822HD	82 3/4	2102	1 3/8	35	K140345HD	35	890	1 15/16	49
K100830HD	83 5/8	2124	1 3/8	35	K140370HD	37 1/2	954	1 15/16	49
K100852HD	85 7/8	2182	1 3/8	35	K140429HD	43 1/2	1106	1 15/16	49
K100860HD	86 5/8	2200	1 3/8	35	K140433HD	43 7/8	1116	1 15/16	49
K100870HD	87 5/8	2226	1 3/8	35	K140451HD	45 5/8	1160	1 15/16	49
K100874HD	88	2235	1 3/8	35	K140496HD	50 1/8	1274	1 15/16	49
K100877HD	88 1/4	2242	1 3/8	35	K140516HD	52 1/8	1325	1 15/16	49
K100879HD	88 1/2	2247	1 3/8	35	K140524HD	53 1/8	1350	1 15/16	49
K100884HD	89	2261	1 3/8	35	K140555HD	56	1422	1 15/16	49
K100885HD	89 1/8	2264	1 3/8	35	K140580HD	58 5/8	1490	1 15/16	49
K100891HD	89 3/4	2278	1 3/8	35	K140594HD	60	1523	1 15/16	49
K100894HD	90	2285	1 3/8	35	K140597HD	60 3/8	1534	1 15/16	49
K100935HD	94	2388	1 3/8	35	K140603HD	60 7/8	1546	1 15/16	49
K100946HD	95 1/4	2419	1 3/8	35	K140618HD	62 3/8	1585	1 15/16	49
K100950HD	95 5/8	2428	1 3/8	35	K140627HD	63 3/8	1609	1 15/16	49
K100953HD	95 7/8	2436	1 3/8	35	K140662HD	66 3/4	1696	1 15/16	49
K100955HD	96	2438	1 3/8	35	K140682HD	68 3/4	1746	1 15/16	49
K100976HD	98 1/4	2496	1 3/8	35	K140700HD	70 1/2	1789	1 15/16	49
K100983HD	98 7/8	2511	1 3/8	35					

FleetRunner® Micro-V® Belts - Listed by Size

Length (in)	Length (mm)	Belt No.	Length (in)	Length (mm)	Belt No.	Length (in)	Length (mm)	Belt No.
1 3/32" (28mm) Top Width			1 3/32" (28mm) Top Width			1 3/8" (35mm) Top Width		
- Continued			- Continued			- Continued		
76	1931	K080755HD	119 1/2	3034	K081189HD	75 1/8	1907	K100745HD
76 1/2	1942	K080760HD	120 1/8	3050	K081196HD	75 1/2	1918	K100749HD
77	1957	K080765HD	121 3/8	3082	K081207HD	76 3/4	1949	K100761HD
77 1/2	1969	K080770HD	121 7/8	3096	K081213HD	77	1957	K100764HD
77 3/4	1976	K080774HD	122 3/4	3117	K081223HD	77 3/4	1976	K100771HD
78 1/8	1985	K080776HD	124 7/8	3172	K081243HD	78 5/8	1997	K100780HD
78 5/8	1996	K080780HD	127	3227	K081264HD	79 1/2	2019	K100789HD
79	2007	K080785HD	127 1/8	3228	K081265HD	81 5/8	2073	K100810HD
79 1/2	2019	K080790HD	130 3/8	3312	K081298HD	82	2083	K100814HD
80	2032	K080794HD	131	3327	K081304HD	82 1/2	2096	K100818HD
80 1/8	2037	K080797HD	133 1/8	3381	K081325HD	82 3/4	2102	K100822HD
80 3/4	2050	K080801HD	133 3/4	3396	K081331HD	83 5/8	2124	K100830HD
81 1/8	2061	K080806HD	135 3/8	3439	K081348HD	85 7/8	2182	K100852HD
81 5/8	2073	K080810HD	136 1/2	3468	K081359HD	86 5/8	2200	K100860HD
81 3/8	2067	K080813HD	136 3/4	3474	K081362HD	87 5/8	2226	K100870HD
82 1/8	2086	K080816HD	137 1/2	3492	K081369HD	88	2235	K100874HD
82 3/8	2091	K080817HD	138 1/4	3513	K081377HD	88 1/4	2242	K100877HD
82 3/4	2100	K080820HD				88 1/2	2247	K100879HD
83 1/8	2112	K080825HD	1 7/32" (31mm) Top Width			89	2261	K100884HD
83 3/4	2127	K080830HD	49 1/2	1258	K090490HD	89 1/8	2264	K100885HD
84	2134	K080834HD	50 1/2	1282	K090500HD	89 3/4	2278	K100891HD
84 3/8	2144	K080839HD	58 3/8	1482	K090578HD	90	2285	K100894HD
84 3/4	2154	K080842HD	59 1/4	1504	K090586HD	94	2388	K100935HD
85 1/8	2161	K080845HD	61 1/2	1562	K090609HD	95 1/4	2419	K100946HD
85 3/8	2175	K080850HD	62	1573	K090613HD	95 5/8	2428	K100950HD
85 3/4	2178	K080852HD				95 7/8	2436	K100953HD
86 1/8	2187	K080855HD	1 3/8" (35mm) Top Width			96	2438	K100955HD
86 3/8	2195	K080859HD	38 3/4	983	K100381HD	98 1/4	2496	K100976HD
86 5/8	2200	K080860HD	44 1/4	1124	K100437HD	98 7/8	2511	K100983HD
87 1/8	2212	K080865HD	46 1/8	1173	K100456HD	100	2539	K100994HD
87 3/8	2219	K080868HD	47	1195	K100465HD	101 1/2	2579	K101010HD
87 3/4	2230	K080872HD	48 7/8	1241	K100485HD	102	2591	K101015HD
88 1/8	2240	K080876HD	50 1/8	1274	K100495HD	108 3/8	2753	K101078HD
88 3/8	2245	K080878HD	50 3/4	1288	K100502HD	109 5/8	2786	K101091HD
89 1/8	2263	K080885HD	51 1/2	1309	K100510HD	110 1/8	2797	K101096HD
89 1/2	2272	K080889HD	53 3/8	1356	K100529HD	112	2846	K101115HD
89 7/8	2282	K080893HD	54	1373	K100535HD	1 21/32" (42mm) Top Width		
90 3/8	2295	K080897HD	54 1/2	1385	K100540HD	28 3/4	730	K120281HD
90 7/8	2308	K080903HD	55 5/8	1414	K100551HD	36 5/8	929	K120360HD
91 5/8	2326	K080910HD	56	1423	K100554HD	39 3/4	1008	K120390HD
91 7/8	2334	K080913HD	56 3/8	1432	K100557HD	40 3/4	1034	K120400HD
92 1/8	2340	K080915HD	56 7/8	1444	K100563HD	41 1/2	1054	K120410HD
92 3/4	2355	K080922HD	57	1448	K100564HD	46 1/4	1175	K120457HD
93 1/8	2367	K080926HD	57 1/2	1462	K100570HD	48 1/4	1226	K120477HD
93 5/8	2379	K080931HD	57 7/8	1469	K100572HD	53 1/8	1351	K120525HD
93 7/8	2384	K080934HD	58 1/8	1475	K100575HD	56 1/2	1436	K120559HD
94 1/2	2400	K080939HD	58 3/8	1482	K100578HD	60	1523	K120594HD
95	2412	K080944HD	58 1/2	1487	K100579HD	61 1/8	1553	K120606HD
95 3/8	2423	K080948HD	58 3/4	1492	K100582HD	61 3/4	1569	K120610HD
95 3/4	2432	K080952HD	60	1523	K100594HD	64 5/8	1641	K120640HD
96 1/4	2444	K080956HD	60 1/2	1538	K100600HD	65	1651	K120645HD
96 3/4	2457	K080962HD	61 1/8	1550	K100604HD	70 3/4	1798	K120702HD
97	2465	K080964HD	61 1/4	1557	K100607HD	72 5/8	1845	K120720HD
97 1/2	2475	K080968HD	61 5/8	1564	K100610HD	73 1/2	1867	K120729HD
99 1/8	2519	K080986HD	62	1576	K100615HD	73 3/4	1873	K120732HD
99 5/8	2531	K080991HD	63 3/4	1619	K100618HD	74	1880	K120734HD
100	2540	K080994HD	63 5/8	1616	K100630HD	74 3/8	1889	K120738HD
100 5/8	2555	K081000HD	64 1/4	1633	K100637HD	78	1982	K120774HD
101 1/8	2568	K081005HD	64 5/8	1642	K100640HD	79	2007	K120784HD
102 1/8	2594	K081015HD	65	1651	K100643HD	79 1/8	2010	K120786HD
102 5/8	2605	K081020HD	65 1/2	1664	K100649HD	82	2083	K120815HD
102 7/8	2613	K081023HD	66	1678	K100655HD	84 3/4	2154	K120842HD
103 1/8	2619	K081025HD	66 3/8	1687	K100658HD	85 3/4	2178	K120852HD
103 3/4	2635	K081032HD	66 3/4	1694	K100661HD	86 1/8	2188	K120855HD
104	2642	K081035HD	67 1/8	1704	K100665HD	86 3/8	2194	K120858HD
105	2666	K081044HD	67 1/2	1716	K100670HD	86 7/8	2208	K120864HD
105 1/4	2673	K081047HD	68	1728	K100675HD	87 1/4	2215	K120866HD
105 3/4	2686	K081051HD	68 1/4	1734	K100677HD	87 5/8	2225	K120870HD
106 1/8	2694	K081055HD	69 1/4	1758	K100686HD	87 3/4	2230	K120872HD
106 1/2	2705	K081059HD	70	1778	K100694HD	88 3/8	2245	K120878HD
107 1/8	2720	K081065HD	70 7/8	1800	K100702HD	89 5/8	2278	K120891HD
108	2745	K081074HD	71 1/4	1810	K100706HD	90 1/8	2289	K120895HD
108 1/2	2756	K081079HD	71 1/2	1816	K100710HD	90 5/8	2301	K120901HD
109 3/8	2778	K081088HD	72	1829	K100714HD	90 7/8	2308	K120903HD
109 3/4	2788	K081092HD	72 3/8	1840	K100719HD	91 5/8	2326	K120910HD
110 1/2	2807	K081099HD	72 5/8	1845	K100720HD	91 3/4	2329	K120911HD
110 3/4	2814	K081102HD	73 1/8	1859	K100726HD	92 1/8	2340	K120915HD
113	2869	K081124HD	73 5/8	1871	K100731HD	92 1/2	2350	K120919HD
116 1/4	2953	K081153HD	74 1/2	1893	K100739HD			
118 1/4	3005	K081177HD						

FleetRunner® Micro-V® Belts - Listed by Size

Length (in)	Length (mm)	Belt No.	Length (in)	Length (mm)	Belt No.	Length (in)	Length (mm)	Belt No.
1 21/32" (42mm) Top Width			1 15/16" (49mm) Top Width			1 15/16" (49mm) Top Width		
- Continued						- Continued		
93 1/8	2364	K120924HD	28 1/2	723	K140279HD	62 3/8	1585	K140618HD
93 3/4	2381	K120931HD	35	890	K140345HD	63 3/8	1609	K140627HD
95	2415	K120945HD	37 1/2	954	K140370HD	66 3/4	1696	K140662HD
97	2463	K120964HD	43 1/2	1106	K140429HD	68 3/4	1746	K140682HD
98 1/8	2492	K120975HD	43 7/8	1116	K140433HD	70 1/2	1789	K140700HD
98 1/2	2503	K120980HD	45 5/8	1160	K140451HD			
99 1/8	2516	K120985HD	50 1/8	1274	K140496HD			
99 7/8	2537	K120992HD	52 1/8	1325	K140516HD			
100 5/8	2556	K121000HD	53 1/8	1350	K140524HD			
104 1/2	2654	K121039HD	56	1422	K140555HD			
105 1/2	2680	K121049HD	58 5/8	1490	K140580HD			
114 1/2	2909	K121139HD	60	1523	K140594HD			
			60 3/8	1534	K140597HD			
			60 7/8	1546	K140603HD			

Size Lists

Showing Belt Numbers with Corresponding Nominal Outside Lengths and Top Widths

Belt No.	Length (in)	Length (mm)	Top Width (in)	Top Width (mm)	Belt No.	Length (in)	Length (mm)	Top Width (in)	Top Width (mm)
2PJ800	.31 7/8	810	3/16	4.7	K040285	.29 1/4	742	9/16	14
2PJ836	.33 1/4	846	3/16	4.7	K040292	.29 3/4	756	9/16	14
2PJ845	.33 5/8	855	3/16	4.7	K040300	.30 3/4	781	9/16	14
2PJ860	.34 1/4	870	3/16	4.7	K040305	.31 1/4	793	9/16	14
2PJ905	.36	915	3/16	4.7	K040310	.31 3/4	805	9/16	14
6PK1190	.46 27/32	1190	13/16	21	K040315	.32 1/4	818	9/16	14
6PK1660	.65 1/2	1660	13/16	21	K040319	.32 1/2	824	9/16	14
6PK1856	.73	1856	13/16	21	K040320	.32 3/4	831	9/16	14
6PK1880	.74 7/16	1877	13/16	21	K040322	.32 7/8	835	9/16	14
6PK1882	.73 7/8	1882	13/16	21	K040325	.33 1/4	844	9/16	14
6PK1890	.74 13/32	1890	13/16	21	K040329	.33 3/8	849	9/16	14
6PK2090	.82 3/8	2090	13/16	21	K040330	.33 3/4	856	9/16	14
7PK1930	.76	1930	15/16	24	K040332	.33 3/4	857	9/16	14
7PK2164	.85 1/8	2164	15/16	24	K040335	.34	864	9/16	14
7PK2217	.87 9/32	2217	15/16	24	K040336	.34 1/8	867	9/16	14
DK050565*	.57 3/4	1468	21/32	17	K040337	.34 1/4	871	9/16	14
DK050610*	.62 1/8	1579	21/32	17	K040338	.34 3/8	874	9/16	14
DK060472*	.48 1/2	1232	13/16	20	K040340	.34 5/8	879	9/16	14
DK060504*	.51	1295	13/16	20	K040343	.34 7/8	885	9/16	14
DK060519*	.53	1348	13/16	20	K040345	.35	889	9/16	14
DK060650*	.66 1/8	1680	13/16	20	K040346	.35 1/4	894	9/16	14
DK060674*	.68 1/2	1741	13/16	20	K040347	.35 3/8	897	9/16	14
DK060702*	.71 1/4	1811	13/16	20	K040350	.35 5/8	906	9/16	14
DK060718*	.73	1853	13/16	20	K040353	.35 7/8	912	9/16	14
DK060725*	.73 3/4	1872	13/16	20	K040355	.36 1/8	918	9/16	14
DK060729*	.74 1/4	1885	13/16	20	K040358	.36 3/8	924	9/16	14
DK060791*	.80 3/8	2043	13/16	20	K040360	.36 3/4	932	9/16	14
DK060867*	.87 7/8	2232	13/16	20	K040365	.37 1/8	943	9/16	14
DK060901*	.90 5/8	2302	13/16	20	K040367	.37 3/8	949	9/16	14
DK060956*	.95 3/4	2432	13/16	20	K040370	.37 1/2	953	9/16	14
DK060973*	.98 5/8	2504	13/16	20	K040372	.38	964	9/16	14
DK070536*	.54 7/8	1394	15/16	24	K040378	.38 1/2	977	9/16	14
DK070551*	.56 3/8	1432	15/16	24	K040382	.38 3/4	983	9/16	14
DK070817*	.82 7/8	2105	15/16	24	K040384	.39	991	9/16	14
DK071135*	.114 1/8	2899	15/16	24	K040385	.39 1/8	993	9/16	14
DK080534*	.54	1370	1 3/32	28	K040388	.39 3/8	999	9/16	14
DK081254*	.126	3200	1 3/32	28	K040390	.39 3/4	1008	9/16	14
DK081403*	.140 7/8	3579	1 3/32	28	K040395	.40 1/4	1021	9/16	14
DK100672*	.68 3/8	1737	1 3/8	35	K040398	.40 3/8	1027	9/16	14
K030195	.20	509	13/32	11	K040399	.40 5/8	1030	9/16	14
K030220	.22 5/8	576	13/32	11	K040400	.40 5/8	1032	9/16	14
K030231	.23 3/4	603	13/32	11	K040405	.41 1/4	1047	9/16	14
K030236	.24 1/4	615	13/32	11	K040410	.41 5/8	1057	9/16	14
K030240	.24 3/4	629	13/32	11	K040413	.42	1067	9/16	14
K030243	.24 7/8	632	13/32	11	K040415	.42	1068	9/16	14
K030245	.25 1/4	640	13/32	11	K040418	.42 3/8	1076	9/16	14
K030250	.25 3/4	654	13/32	11	K040420	.42 5/8	1085	9/16	14
K030265	.27 1/8	689	13/32	11	K040425	.43 1/8	1095	9/16	14
K030267	.27 3/8	695	13/32	11	K040430	.43 3/4	1110	9/16	14
K030267A	.27 1/4	692	13/32	11	K040438	.44 3/8	1125	9/16	14
K030280	.28 3/4	730	13/32	11	K040440	.44 5/8	1133	9/16	14
K030290	.29 3/4	755	13/32	11	K040445	.45 1/8	1148	9/16	14
K030295	.30 1/8	765	13/32	11	K040450	.45 3/4	1160	9/16	14
K030299	.30 1/2	775	13/32	11	K040457	.46 1/4	1175	9/16	14
K030300	.30 3/4	781	13/32	11	K040460	.46 5/8	1185	9/16	14
K030310	.31 5/8	805	13/32	11	K040465	.47	1195	9/16	14
K030323	.32 7/8	836	13/32	11	K040470	.47 5/8	1210	9/16	14
K030328	.33 1/2	850	13/32	11	K040476	.48 1/8	1223	9/16	14
K030334	.34	864	13/32	11	K040488	.49 3/8	1255	9/16	14
K030338	.34 3/8	874	13/32	11	K040490	.49 1/2	1258	9/16	14
K030340	.34 5/8	881	13/32	11	K040500	.50 5/8	1286	9/16	14
K030350	.35 5/8	906	13/32	11	K040506	.51 1/8	1299	9/16	14
K030365	.37 1/8	943	13/32	11	K040510	.51 1/2	1309	9/16	14
K030384	.39 1/8	993	13/32	11	K040512	.51 3/4	1315	9/16	14
K030390	.39 3/4	1008	13/32	11	K040514	.52	1320	9/16	14
K030395	.40 1/8	1019	13/32	11	K040517	.52 1/8	1325	9/16	14
K030415	.42 1/8	1068	13/32	11	K040520	.52 5/8	1338	9/16	14
K030425	.43 1/8	1095	13/32	11	K040525	.53 1/8	1351	9/16	14
K030441	.44 3/4	1135	13/32	11	K040529	.53 1/2	1359	9/16	14
K030455	.46	1170	13/32	11	K040535	.54	1373	9/16	14
K030471	.47 3/4	1212	13/32	11	K040539	.54 1/2	1385	9/16	14
K040220	.22 5/8	575	9/16	14	K040545	.55 1/8	1399	9/16	14
K040233	.24 1/2	622	9/16	14	K040551	.55 3/4	1415	9/16	14
K040245	.25 1/4	640	9/16	14	K040560	.56 1/2	1435	9/16	14
K040250	.25 3/4	654	9/16	14	K040575	.58 1/8	1475	9/16	14
K040270	.27 3/4	704	9/16	14	K040595	.60	1523	9/16	14
K040274	.28	710	9/16	14	K040620	.62 5/8	1591	9/16	14
K040275	.28 1/4	717	9/16	14	K040630	.63 5/8	1615	9/16	14

* Dual Sided Belt.

Century™ Series Micro-V® Belts - Listed by Number

Belt No.	Length (in)	Length (mm)	Top Width (in)	Top Width (mm)	Belt No.	Length (in)	Length (mm)	Top Width (in)	Top Width (mm)
K040635	64	1627	9/16	14	K050640	64 5/8	1642	21/32	17
K040685	69 1/8	1756	9/16	14	K050644	65	1651	21/32	17
K040745	75 1/8	1907	9/16	14	K050647	65 1/4	1657	21/32	17
K040762	76 3/4	1950	9/16	14	K050650	65 5/8	1667	21/32	17
K040882	88 3/4	2255	9/16	14	K050653	65 7/8	1675	21/32	17
K040940	94 5/8	2403	9/16	14	K050658	66 3/8	1687	21/32	17
K050200	20 3/4	527	21/32	17	K050660	66 3/4	1696	21/32	17
K050271	27 3/4	704	21/32	17	K050665	67 1/8	1704	21/32	17
K050275	28 1/4	717	21/32	17	K050689	69 5/8	1768	21/32	17
K050280	28 3/4	730	21/32	17	K050690	69 3/4	1772	21/32	17
K050290	29 3/4	755	21/32	17	K050694	70	1778	21/32	17
K050316	32 1/4	818	21/32	17	K050705	71 1/8	1807	21/32	17
K050317	32 1/2	824	21/32	17	K050715	72 1/8	1831	21/32	17
K050321	32 3/4	831	21/32	17	K050720	72 5/8	1845	21/32	17
K050323	33	837	21/32	17	K050750	75 3/8	1914	21/32	17
K050326	33 1/4	843	21/32	17	K050755	76	1932	21/32	17
K050330	33 3/4	856	21/32	17	K050757	76 1/4	1937	21/32	17
K050335	34	864	21/32	17	K050778	78 3/8	1989	21/32	17
K050336	34 1/4	871	21/32	17	K050780	78 1/2	1994	21/32	17
K050340	34 5/8	881	21/32	17	K050817	82 1/2	2096	21/32	17
K050344	35	889	21/32	17	K050825	83 1/8	2112	21/32	17
K050345	35 1/4	894	21/32	17	K050835	84	2134	21/32	17
K050350	35 5/8	905	21/32	17	K050836	84 1/8	2138	21/32	17
K050355	36 1/8	918	21/32	17	K050845	85 1/8	2164	21/32	17
K050360	36 3/4	932	21/32	17	K050855	86 1/8	2187	21/32	17
K050364	37	939	21/32	17	K050887	89 1/8	2265	21/32	17
K050365	37 1/8	943	21/32	17	K060288	29 1/2	748	13/16	20
K050368	37 3/8	949	21/32	17	K060295	30 1/8	765	13/16	20
K050370	37 5/8	956	21/32	17	K060305	31 1/4	793	13/16	20
K050375	38 1/4	970	21/32	17	K060325	33 1/4	844	13/16	20
K050380	38 5/8	981	21/32	17	K060331	33 3/4	856	13/16	20
K050385	39 1/4	996	21/32	17	K060338	34 3/8	873	13/16	20
K050390	39 3/4	1008	21/32	17	K060340	34 3/4	881	13/16	20
K050396	40 1/4	1021	21/32	17	K060345	35 1/4	894	13/16	20
K050398	40 3/8	1027	21/32	17	K060352	35 7/8	911	13/16	20
K050400	40 5/8	1031	21/32	17	K060355	36 1/8	918	13/16	20
K050402	40 3/4	1035	21/32	17	K060365	37 1/8	943	13/16	20
K050404	41	1041	21/32	17	K060370	37 3/4	957	13/16	20
K050405	41 1/4	1047	21/32	17	K060374	38	964	13/16	20
K050407	41 3/8	1050	21/32	17	K060376	38 1/8	968	13/16	20
K050410	41 3/4	1059	21/32	17	K060378	38 3/8	975	13/16	21
K050415	42 1/8	1068	21/32	17	K060380	38 3/4	983	13/16	20
K050418	42 3/8	1076	21/32	17	K060385	39 1/8	993	13/16	20
K050420	42 5/8	1084	21/32	17	K060388	39 3/8	999	13/16	20
K050425	43 1/8	1094	21/32	17	K060390	39 3/4	1008	13/16	20
K050429	43 3/8	1102	21/32	17	K060393	39 7/8	1012	13/16	20
K050433	43 3/4	1113	21/32	17	K060394	40	1016	13/16	20
K050435	44 1/8	1122	21/32	17	K060400	40 3/4	1034	13/16	20
K050438	44 1/2	1129	21/32	17	K060405	41	1043	13/16	20
K050440	44 3/4	1135	21/32	17	K060406	41 1/4	1050	13/16	20
K050442	44 3/4	1137	21/32	17	K060407	41 3/8	1052	13/16	20
K050446	45 1/8	1148	21/32	17	K060408	41 1/2	1054	13/16	20
K050448	45 3/8	1152	21/32	17	K060409	41 5/8	1056	13/16	20
K050450	45 5/8	1160	21/32	17	K060410	41 3/4	1059	13/16	20
K050455	46	1170	21/32	17	K060415	42 1/8	1069	13/16	20
K050459	46 3/8	1179	21/32	17	K060418	42 3/8	1076	13/16	20
K050460	46 5/8	1186	21/32	17	K060420	42 1/2	1081	13/16	20
K050470	47 5/8	1211	21/32	17	K060423	42 7/8	1089	13/16	20
K050474	47 7/8	1218	21/32	17	K060425	43 1/8	1095	13/16	20
K050478	48 3/8	1228	21/32	17	K060426	43 1/8	1096	13/16	20
K050480	48 5/8	1237	21/32	17	K060427	43 1/2	1103	13/16	20
K050486	49 1/8	1249	21/32	17	K060431	43 3/4	1111	13/16	20
K050490	49 1/2	1258	21/32	17	K060434	43 7/8	1116	13/16	20
K050500	50 5/8	1286	21/32	17	K060435	44 1/8	1122	13/16	20
K050505	51	1297	21/32	17	K060439	44 1/2	1129	13/16	20
K050507	51 1/8	1300	21/32	17	K060441	44 3/4	1135	13/16	20
K050510	51 3/4	1315	21/32	17	K060445	45 1/8	1148	13/16	20
K050516	52 1/4	1327	21/32	17	K060448	45 3/8	1153	13/16	20
K050520	52 5/8	1338	21/32	17	K060450	45 5/8	1160	13/16	20
K050523	52 7/8	1343	21/32	17	K060455	46	1170	13/16	20
K050530	53 1/2	1359	21/32	17	K060458	46 3/8	1179	13/16	20
K050532	53 7/8	1367	21/32	17	K060461	46 5/8	1186	13/16	20
K050538	54 3/8	1380	21/32	17	K060465	47	1195	13/16	20
K050545	55 1/4	1404	21/32	17	K060468	47 3/8	1204	13/16	20
K050551	55 3/4	1415	21/32	17	K060470	47 5/8	1211	13/16	20
K050565	57	1448	21/32	17	K060473	47 7/8	1216	13/16	20
K050570	57 1/2	1462	21/32	17	K060474	47 7/8	1217	13/16	20
K050586	59 1/4	1504	21/32	17	K060478	48 1/4	1227	13/16	20
K050609	61 1/2	1563	21/32	17	K060480	48 5/8	1235	13/16	20
K050612	61 3/4	1568	21/32	17	K060483	48 7/8	1241	13/16	20
K050618	62 3/8	1584	21/32	17	K060486	49 1/8	1248	13/16	20
K050625	63 1/8	1603	21/32	17	K060490	49 1/2	1258	13/16	20
K050630	63 5/8	1616	21/32	17	K060492	49 3/4	1265	13/16	20
K050635	64 1/8	1627	21/32	17	K060494	50	1270	13/16	20

Century™ Series Micro-V® Belts - Listed by Number

Belt No.	Length (in)	Length (mm)	Top Width (in)	Top Width (mm)	Belt No.	Length (in)	Length (mm)	Top Width (in)	Top Width (mm)
K060495	.50 1/8	1274	13/16	20	K060760	.76 1/2	1942	13/16	20
K060500	.50 3/4	1288	13/16	20	K060763	.76 7/8	1951	13/16	20
K060505	.51	1297	13/16	20	K060764	.77	1957	13/16	20
K060507	.51 1/8	1300	13/16	20	K060770	.77 3/8	1967	13/16	20
K060509	.51 1/2	1309	13/16	20	K060771	.77 5/8	1971	13/16	20
K060512	.51 3/4	1315	13/16	20	K060772	.77 7/8	1977	13/16	20
K060514	.52	1321	13/16	20	K060775	.78	1982	13/16	20
K060516	.52 1/8	1325	13/16	20	K060780	.78 5/8	1996	13/16	20
K060520	.52 3/4	1339	13/16	20	K060785	.79	2007	13/16	20
K060523	.52 7/8	1343	13/16	20	K060787	.79 1/8	2010	13/16	20
K060525	.53 3/8	1355	13/16	20	K060790	.79 1/2	2018	13/16	20
K060529	.53 1/2	1359	13/16	20	K060795	.80 1/8	2034	13/16	20
K060532	.53 7/8	1367	13/16	20	K060798	.80 3/8	2040	13/16	20
K060535	.54 1/4	1379	13/16	20	K060802	.80 3/4	2051	13/16	20
K060539	.54 1/2	1385	13/16	20	K060804	.81	2057	13/16	20
K060544	.55	1397	13/16	20	K060806	.81 1/8	2061	13/16	20
K060547	.55 1/4	1404	13/16	20	K060810	.81 5/8	2073	13/16	20
K060551	.55 3/4	1415	13/16	20	K060812	.81 3/4	2076	13/16	20
K060555	.56	1423	13/16	20	K060815	.82 1/8	2085	13/16	20
K060557	.56 1/4	1429	13/16	20	K060819	.82 1/2	2093	13/16	20
K060559	.56 1/2	1436	13/16	20	K060820	.82 1/2	2096	13/16	20
K060560	.56 5/8	1439	13/16	20	K060822	.82 3/4	2102	13/16	20
K060563	.56 7/8	1445	13/16	20	K060824	.83	2108	13/16	20
K060569	.57 1/2	1462	13/16	20	K060825	.83 1/8	2112	13/16	20
K060573	.57 7/8	1471	13/16	20	K060827	.83 1/4	2116	13/16	20
K060575	.58	1473	13/16	20	K060828	.83 3/8	2119	13/16	20
K060578	.58 3/8	1483	13/16	20	K060832	.83 3/4	2127	13/16	20
K060586	.59 1/4	1504	13/16	20	K060834	.84	2134	13/16	20
K060588	.59 3/8	1508	13/16	20	K060837	.84 1/4	2140	13/16	20
K060594	.60	1523	13/16	20	K060837A	.84 1/4	2140	13/16	20
K060598	.60 3/8	1534	13/16	20	K060840	.84 1/2	2147	13/16	20
K060602	.60 3/4	1542	13/16	20	K060840A	.84 1/2	2146	13/16	20
K060604	.60 7/8	1547	13/16	20	K060841	.84 5/8	2149	13/16	20
K060605	.61 1/8	1553	13/16	20	K060842	.84 3/4	2153	13/16	20
K060609	.61 1/2	1563	13/16	20	K060845	.85 1/4	2165	13/16	20
K060612	.61 3/4	1569	13/16	20	K060849	.85 1/2	2171	13/16	20
K060615	.62 1/8	1577	13/16	20	K060850	.85 5/8	2175	13/16	20
K060620	.62 5/8	1591	13/16	20	K060851A	.85 5/8	2175	13/16	20
K060623	.62 7/8	1598	13/16	20	K060854	.85 7/8	2182	13/16	20
K060625	.63 1/8	1603	13/16	20	K060858	.86 3/8	2193	13/16	20
K060628	.63 3/8	1610	13/16	20	K060860	.86 5/8	2201	13/16	20
K060630	.63 5/8	1616	13/16	20	K060861A	.86 5/8	2200	13/16	20
K060631	.63 3/4	1619	13/16	20	K060863	.86 7/8	2206	13/16	20
K060635	.64 1/8	1627	13/16	20	K060864	.86 7/8	2208	13/16	20
K060637	.64 3/8	1634	13/16	20	K060866	.87 1/4	2216	13/16	20
K060640	.64 5/8	1642	13/16	20	K060867A	.87 1/4	2216	13/16	20
K060642	.64 3/4	1646	13/16	20	K060868	.87 3/8	2219	13/16	20
K060645	.65	1651	13/16	20	K060870	.87 5/8	2225	13/16	20
K060650	.65 1/2	1665	13/16	20	K060873A	.87 7/8	2232	13/16	20
K060651	.65 3/4	1669	13/16	21	K060874	.87 7/8	2233	13/16	20
K060653	.65 7/8	1674	13/16	20	K060875	.88 1/8	2238	13/16	20
K060658	.66 3/8	1687	13/16	20	K060876	.88 1/8	2239	13/16	20
K060660	.66 3/4	1696	13/16	20	K060878	.88 3/8	2245	13/16	20
K060663	.66 7/8	1699	13/16	20	K060880A	.88 1/2	2248	13/16	20
K060667	.67 1/4	1708	13/16	20	K060882	.88 7/8	2257	13/16	20
K060670	.67 1/2	1716	13/16	20	K060883	.89	2261	13/16	20
K060672	.67 3/4	1722	13/16	20	K060885	.89 1/8	2263	13/16	20
K060675	.68	1728	13/16	20	K060885A	.89	2261	13/16	20
K060680	.68 5/8	1742	13/16	20	K060886	.89 1/8	2265	13/16	20
K060682	.68 7/8	1750	13/16	20	K060888	.89 1/2	2273	13/16	20
K060685	.69 1/8	1756	13/16	20	K060891	.89 3/4	2278	13/16	20
K060690	.69 5/8	1767	13/16	20	K060895	.90 1/8	2289	13/16	20
K060695	.70	1777	13/16	20	K060900	.90 5/8	2301	13/16	20
K060696	.70 1/4	1783	13/16	20	K060905	.90 7/8	2308	13/16	20
K060703	.70 7/8	1799	13/16	20	K060908	.91 1/4	2318	13/16	20
K060705	.71 1/8	1807	13/16	20	K060910	.91 5/8	2329	13/16	20
K060710	.71 1/2	1816	13/16	20	K060911A	.91 3/4	2330	13/16	20
K060711	.71 5/8	1820	13/16	20	K060915	.92 1/8	2340	13/16	20
K060714	.72	1829	13/16	20	K060916A	.92 1/8	2340	13/16	20
K060716	.72	1830	13/16	20	K060919	.92 3/8	2347	13/16	20
K060721	.72 5/8	1845	13/16	20	K060923	.92 7/8	2360	13/16	20
K060722	.72 3/4	1848	13/16	20	K060926	.93 1/8	2364	13/16	20
K060724	.73	1854	13/16	20	K060930	.93 5/8	2377	13/16	20
K060725	.73 1/4	1859	13/16	20	K060935	.94	2387	13/16	20
K060726A	.73 1/8	1857	13/16	20	K060938	.94 1/2	2400	13/16	20
K060730	.73 1/2	1867	13/16	20	K060942	.94 3/4	2407	13/16	20
K060733	.73 7/8	1876	13/16	20	K060945	.95 1/8	2415	13/16	20
K060735	.74 1/8	1881	13/16	20	K060947	.95 1/4	2419	13/16	20
K060739	.74 1/2	1893	13/16	20	K060950	.95 5/8	2428	13/16	20
K060744	.75	1904	13/16	20	K060952	.95 3/4	2432	13/16	20
K060747	.75 3/8	1914	13/16	20	K060956	.96 1/8	2440	13/16	20
K060750	.75 5/8	1921	13/16	20	K060960	.96 5/8	2453	13/16	20
K060751	.75 3/4	1924	13/16	20	K060962	.96 7/8	2460	13/16	20
K060755	.76	1932	13/16	20	K060966	.97 1/8	2468	13/16	20

Century™ Series Micro-V® Belts - Listed by Number

Belt No.	Length (in)	Length (mm)	Top Width (in)	Top Width (mm)	Belt No.	Length (in)	Length (mm)	Top Width (in)	Top Width (mm)
K060970	97 5/8	2479	13/16	20	K070663	66 3/4	1695	15/16	24
K060975	98 1/8	2492	13/16	20	K070667	67 1/4	1708	15/16	24
K060980	98 5/8	2505	13/16	20	K070669	67 1/2	1716	15/16	24
K060984	99	2513	13/16	20	K070673	67 3/4	1722	15/16	24
K060986	99 1/4	2520	13/16	20	K070677	68 1/4	1734	15/16	24
K060988	99 1/2	2526	13/16	20	K070680	68 5/8	1743	15/16	24
K060990	99 5/8	2531	13/16	20	K070683	68 7/8	1750	15/16	24
K060994	99 7/8	2537	13/16	20	K070685	69 1/8	1756	15/16	24
K060995	100	2539	13/16	20	K070690	69 1/2	1767	15/16	24
K060997	100 1/4	2546	13/16	20	K070694	70	1779	15/16	24
K061000	100 5/8	2555	13/16	20	K070701	70 3/4	1796	15/16	24
K061002	100 3/4	2559	13/16	21	K070705	71 1/8	1807	15/16	24
K061005	101 1/8	2568	13/16	20	K070709	71 1/2	1816	15/16	24
K061010	101 5/8	2581	13/16	20	K070714	72	1829	15/16	24
K061015	102 1/8	2593	13/16	20	K070721	72 3/4	1847	15/16	24
K061016	102 1/4	2596	13/16	20	K070730	73 5/8	1870	15/16	24
K061020	102 5/8	2605	13/16	20	K070733	73 3/4	1874	15/16	24
K061025	103	2615	13/16	20	K070735	74 1/8	1883	15/16	24
K061031	103 5/8	2633	13/16	20	K070750	75 5/8	1920	15/16	24
K061033	103 7/8	2639	13/16	20	K070755	76 1/8	1933	15/16	24
K061037	104 1/4	2649	13/16	20	K070763	76 7/8	1951	15/16	24
K061045	105	2666	13/16	20	K070776	78	1982	15/16	24
K061049	105 1/2	2680	13/16	20	K070786	79 1/8	2011	15/16	24
K061054	106	2692	13/16	20	K070795	80	2033	15/16	24
K061058	106 3/8	2701	13/16	20	K070801	80 3/4	2051	15/16	24
K061066	107 1/8	2722	13/16	20	K070810	81 5/8	2073	15/16	24
K061073	107 7/8	2741	13/16	20	K070822	82 3/4	2102	15/16	24
K061075	108 1/8	2746	13/16	20	K070825	83 1/8	2112	15/16	24
K061080	108 3/4	2761	13/16	20	K070830	83 5/8	2124	15/16	24
K061093	109 3/4	2788	13/16	20	K070834	84	2133	15/16	24
K061098	109 3/8	2780	13/16	20	K070835	84	2134	15/16	24
K061099	110 1/2	2807	13/16	20	K070846	85 1/4	2164	15/16	24
K061105	111 1/8	2824	13/16	20	K070852	85 3/4	2178	15/16	24
K061110	111 5/8	2835	13/16	20	K070855	86 1/8	2187	15/16	24
K061115	111 7/8	2841	13/16	20	K070873	87 7/8	2232	15/16	24
K061120	112 1/2	2859	13/16	20	K070880	88 1/2	2249	15/16	24
K061123	112 7/8	2869	13/16	20	K070882	88 3/4	2255	15/16	24
K061130	113 5/8	2886	13/16	20	K070885	89 1/8	2263	15/16	24
K061140	114 1/2	2910	13/16	20	K070886	89 1/8	2265	15/16	24
K061141	114 5/8	2911	13/16	20	K070890	89 3/4	2278	15/16	24
K061145	115 1/4	2927	13/16	20	K070896	90 1/8	2289	15/16	24
K061177	118 1/4	3005	13/16	20	K070901	90 5/8	2301	15/16	24
K061187	119 1/4	3030	13/16	20	K070903	90 7/8	2308	15/16	24
K061195	120 1/8	3051	13/16	20	K070905	91 1/8	2314	15/16	24
K061203	120 7/8	3069	13/16	20	K070916	92 1/4	2343	15/16	24
K061230	123 5/8	3137	13/16	20	K070922	92 3/4	2357	15/16	24
K061247	125 1/4	3183	13/16	20	K070924	93	2362	15/16	24
K061251	125 5/8	3192	13/16	20	K070931	93 5/8	2378	15/16	24
K061265	127	3226	13/16	20	K070951	95 3/4	2431	15/16	24
K061280	128 5/8	3267	13/16	20	K070961	96 3/4	2457	15/16	24
K061298	130 3/8	3312	13/16	20	K070971	97 3/4	2481	15/16	24
K061360	136 1/2	3467	13/16	20	K070975	97 3/4	2484	15/16	24
K061369	137 1/2	3492	13/16	20	K070976	98 1/8	2492	15/16	24
K061373	137 7/8	3502	13/16	20	K071005	101 1/8	2568	15/16	24
K061380	138 5/8	3519	13/16	20	K071009	101 3/8	2576	15/16	24
K061380A	138 5/8	3519	13/16	20	K071013	101 7/8	2586	15/16	24
K061420	142 1/2	3621	13/16	20	K071031	103 5/8	2633	15/16	24
K061490	149 1/2	3799	13/16	20	K071037	104 1/4	2649	15/16	24
K070319	32 1/2	824	15/16	24	K071040	104 5/8	2656	15/16	24
K070362	36 7/8	936	15/16	24	K071045	105 1/8	2671	15/16	24
K070370	37 3/4	957	15/16	24	K071056	106 1/4	2699	15/16	24
K070390	39 3/4	1008	15/16	24	K071065	107 1/8	2720	15/16	24
K070407	41 1/4	1048	15/16	24	K071130	113 5/8	2886	15/16	24
K070415	42	1068	15/16	24	K071134	114	2897	15/16	24
K070425	43 1/8	1095	15/16	24	K071141	114 5/8	2912	15/16	24
K070443	44 7/8	1140	15/16	24	K071150	115 5/8	2936	15/16	24
K070448	45 3/8	1153	15/16	24	K071157	116 1/4	2953	15/16	24
K070491EMD	49 5/8	1261	15/16	24	K071194	119 7/8	3046	15/16	24
K070500	50 5/8	1286	15/16	24	K071247	125 3/8	3183	15/16	24
K070505	51 1/8	1300	15/16	24	K080300	30 3/4	781	1 3/32	28
K070508	51 3/8	1305	15/16	24	K080330	33 3/4	856	1 3/32	28
K070539	54 1/2	1385	15/16	24	K080334	34	864	1 3/32	28
K070553	55 7/8	1418	15/16	24	K080360	36 3/4	932	1 3/32	28
K070566	57 1/4	1454	15/16	24	K080365	37 1/8	943	1 3/32	28
K070610	61 5/8	1564	15/16	24	K080370	37 3/4	957	1 3/32	28
K070615	62 1/8	1578	15/16	24	K080375	38 1/8	968	1 3/32	28
K070622	62 3/4	1594	15/16	24	K080382	38 3/4	983	1 3/32	28
K070628	63 3/8	1609	15/16	24	K080384	39	990	1 3/32	28
K070630	63 5/8	1616	15/16	24	K080390	39 3/4	1008	1 3/32	28
K070640	64 5/8	1642	15/16	24	K080392	39 7/8	1014	1 3/32	28
K070644	65	1651	15/16	24	K080400	40 3/4	1034	1 3/32	28
K070649	66 1/2	1688	15/16	24	K080408	41 3/8	1051	1 3/32	28
K070653	65 7/8	1675	15/16	24	K080415	42 1/8	1069	1 3/32	28
K070655	66	1678	15/16	24	K080424	43	1091	1 3/32	28

Century™ Series Micro-V® Belts - Listed by Number

Belt No.	Length (in)	Length (mm)	Top Width (in)	Top Width (mm)	Belt No.	Length (in)	Length (mm)	Top Width (in)	Top Width (mm)
K080427	.43 1/2	1103	1 3/32	28	K080839	.84 3/8	2144	1 3/32	28
K080435	.44 1/8	1122	1 3/32	28	K080842	.84 3/4	2154	1 3/32	28
K080450	.45 5/8	1160	1 3/32	28	K080855	.86 1/8	2187	1 3/32	28
K080455	.46	1170	1 3/32	28	K080859	.86 3/8	2195	1 3/32	28
K080458	.46 3/8	1179	1 3/32	28	K080865	.87 1/8	2212	1 3/32	28
K080465	.47	1195	1 3/32	28	K080872	.87 3/4	2230	1 3/32	28
K080471	.47 3/4	1211	1 3/32	28	K080876	.88 1/8	2240	1 3/32	28
K080485	.49 1/8	1249	1 3/32	28	K080878	.88 3/8	2245	1 3/32	28
K080491	.49 5/8	1260	1 3/32	28	K080893	.89 7/8	2282	1 3/32	28
K080496	.50 1/8	1274	1 3/32	28	K080897	.90 3/8	2295	1 3/32	28
K080505	.51	1297	1 3/32	28	K080903	.90 7/8	2308	1 3/32	28
K080510	.51 1/2	1309	1 3/32	28	K080907	.91 1/4	2318	1 3/32	28
K080514	.52	1320	1 3/32	28	K080910	.91 5/8	2326	1 3/32	28
K080525	.53 1/8	1351	1 3/32	28	K080913	.91 7/8	2334	1 3/32	28
K080530	.53 1/2	1359	1 3/32	28	K080915	.92 1/8	2340	1 3/32	28
K080537	.54 1/4	1379	1 3/32	28	K080922	.92 3/4	2355	1 3/32	28
K080545	.55 1/8	1399	1 3/32	28	K080926	.93 1/8	2367	1 3/32	28
K080550	.55 3/4	1415	1 3/32	28	K080934	.93 7/8	2384	1 3/32	28
K080558	.56 1/4	1429	1 3/32	28	K080939	.94 1/2	2400	1 3/32	28
K080560	.56 5/8	1439	1 3/32	28	K080944	.95	2412	1 3/32	28
K080565	.57	1448	1 3/32	28	K080948	.95 3/8	2424	1 3/32	28
K080566	.57 1/8	1452	1 3/32	28	K080952	.95 3/4	2432	1 3/32	28
K080570	.57 1/2	1462	1 3/32	28	K080956	.96 1/4	2444	1 3/32	28
K080575	.58 1/8	1475	1 3/32	28	K080968	.97 1/2	2475	1 3/32	28
K080580	.58 5/8	1490	1 3/32	28	K080981	.98 5/8	2505	1 3/32	28
K080585	.59	1499	1 3/32	28	K080986	.99 1/8	2519	1 3/32	28
K080590	.59 1/2	1512	1 3/32	28	K080991	.99 5/8	2531	1 3/32	28
K080594	.60	1523	1 3/32	28	K081000	1.00 5/8	2555	1 3/32	28
K080600	.60 5/8	1538	1 3/32	28	K081005	1.01 1/8	2568	1 3/32	28
K080605	.61 1/8	1553	1 3/32	28	K081020	1.02 5/8	2605	1 3/32	28
K080610	.61 3/4	1569	1 3/32	28	K081023	1.02 7/8	2613	1 3/32	28
K080615	.62 1/8	1577	1 3/32	28	K081035	1.04	2642	1 3/32	28
K080620	.62 5/8	1591	1 3/32	28	K081051	1.05 3/4	2686	1 3/32	28
K080623	.62 7/8	1598	1 3/32	28	K081059	1.06 1/2	2705	1 3/32	28
K080626	.63 1/8	1603	1 3/32	28	K081074	1.08	2745	1 3/32	28
K080630	.63 5/8	1616	1 3/32	28	K081079	1.08 1/2	2756	1 3/32	28
K080635	.64 1/4	1633	1 3/32	28	K081088	1.09 3/8	2778	1 3/32	28
K080644	.65	1651	1 3/32	28	K081092	1.09 3/4	2788	1 3/32	28
K080645	.65 1/4	1657	1 3/32	28	K081102	1.10 3/4	2814	1 3/32	28
K080649	.65 1/2	1665	1 3/32	28	K081124	1.13	2869	1 3/32	28
K080653	.65 7/8	1674	1 3/32	28	K081145	1.15 1/8	2924	1 3/32	28
K080655	.66 1/4	1683	1 3/32	28	K081153	1.16 1/4	2953	1 3/32	28
K080660	.66 1/2	1691	1 3/32	28	K081177	1.18 1/4	3005	1 3/32	28
K080661A	.66 3/4	1695	1 3/32	28	K081189	1.19 1/2	3035	1 3/32	28
K080665	.67 1/8	1705	1 3/32	28	K081196	1.20 1/8	3050	1 3/32	28
K080670	.67 1/2	1716	1 3/32	28	K081207	1.21 3/8	3082	1 3/32	28
K080672	.67 3/4	1722	1 3/32	28	K081213	1.21 7/8	3096	1 3/32	28
K080675	.68	1728	1 3/32	28	K081223	1.22 3/4	3117	1 3/32	28
K080677	.68 1/4	1734	1 3/32	28	K081253	1.25 7/8	3198	1 3/32	28
K080680	.68 5/8	1742	1 3/32	28	K081264	1.27	3227	1 3/32	28
K080685	.69 1/8	1756	1 3/32	28	K081265	1.27 1/8	3228	1 3/32	28
K080690	.69 5/8	1767	1 3/32	28	K081298	1.30 3/8	3312	1 3/32	28
K080694	.70	1777	1 3/32	28	K081325	1.33 1/8	3381	1 3/32	28
K080700	.70 1/2	1789	1 3/32	28	K081331	1.33 3/4	3396	1 3/32	28
K080702	.70 3/4	1798	1 3/32	28	K081348	1.35 3/8	3439	1 3/32	28
K080708	.71 1/4	1811	1 3/32	28	K081359	1.36 1/2	3468	1 3/32	28
K080710	.71 1/2	1816	1 3/32	28	K081362	1.36 3/4	3499	1 3/32	28
K080716	.72 1/8	1831	1 3/32	28	K081377	1.38 1/4	3513	1 3/32	28
K080720	.72 5/8	1845	1 3/32	28	K081490	1.49 1/2	3799	1 3/32	28
K080726	.73 1/4	1859	1 3/32	28	K090500	.50 1/2	1282	1 7/32	31
K080730	.73 1/2	1867	1 3/32	28	K090609	.61 1/2	1562	1 7/32	31
K080733	.73 3/4	1874	1 3/32	28	K100381	.38 3/4	983	1 3/8	35
K080734	.74	1880	1 3/32	28	K100437	.44 1/4	1124	1 3/8	35
K080738	.74 3/8	1889	1 3/32	28	K100445	.45 1/8	1148	1 3/8	35
K080740	.74 5/8	1896	1 3/32	28	K100456	.46 1/8	1173	1 3/8	35
K080745	.75 1/8	1907	1 3/32	28	K100465	.47	1195	1 3/8	35
K080751	.75 5/8	1921	1 3/32	28	K100485	.48 7/8	1241	1 3/8	35
K080755	.76	1931	1 3/32	28	K100495	.50 1/8	1274	1 3/8	35
K080760	.76 1/2	1942	1 3/32	28	K100502	.50 3/4	1288	1 3/8	35
K080765	.77	1957	1 3/32	28	K100510	.51 1/2	1309	1 3/8	35
K080774	.77 3/4	1976	1 3/32	28	K100535	.54	1373	1 3/8	35
K080776	.78 1/8	1985	1 3/32	28	K100540	.54 1/2	1385	1 3/8	35
K080780	.78 5/8	1996	1 3/32	28	K100554	.56	1423	1 3/8	35
K080785	.79	2007	1 3/32	28	K100563	.56 7/8	1444	1 3/8	35
K080790	.79 1/2	2019	1 3/32	28	K100570	.57 1/2	1462	1 3/8	35
K080797	.80 1/8	2037	1 3/32	28	K100572	.57 7/8	1469	1 3/8	35
K080803	.80 7/8	2054	1 3/32	28	K100575	.58 1/8	1475	1 3/8	35
K080806	.81 1/8	2061	1 3/32	28	K100579	.58 1/2	1487	1 3/8	35
K080810	.81 5/8	2073	1 3/32	28	K100594	.60	1523	1 3/8	35
K080816	.82 1/8	2086	1 3/32	28	K100607	.61 1/4	1557	1 3/8	35
K080817	.82 3/8	2091	1 3/32	28	K100610	.61 5/8	1564	1 3/8	35
K080820	.82 3/4	2100	1 3/32	28	K100618	.62 3/8	1585	1 3/8	35
K080825	.83 1/8	2112	1 3/32	28	K100630	.63 5/8	1616	1 3/8	35
K080830	.83 3/4	2127	1 3/32	28	K100637	.64 1/4	1633	1 3/8	35

Century™ Series Micro-V® Belts - Listed by Number

Belt No.	Length (in)	Length (mm)	Top Width (in)	Top Width (mm)	Belt No.	Length (in)	Length (mm)	Top Width (in)	Top Width (mm)
K100640	64 5/8	1642	1 3/8	35	K120784	79	2007	1 21/32	42
K100655	66	1678	1 3/8	35	K120815	82	2083	1 21/32	42
K100658	66 3/8	1687	1 3/8	35	K120842	84 3/4	2154	1 21/32	42
K100665	67 1/8	1704	1 3/8	35	K120852	85 3/4	2178	1 21/32	42
K100670	67 1/2	1716	1 3/8	35	K120858	86 3/8	2194	1 21/32	42
K100675	68	1728	1 3/8	35	K120864	86 7/8	2208	1 21/32	42
K100677	68 1/4	1734	1 3/8	35	K120872	87 3/4	2230	1 21/32	42
K100694	70	1778	1 3/8	35	K120878	88 3/8	2245	1 21/32	42
K100710	71 1/2	1816	1 3/8	35	K120891	89 5/8	2278	1 21/32	42
K100719	72 3/8	1840	1 3/8	35	K120901	90 5/8	2301	1 21/32	42
K100731	73 5/8	1871	1 3/8	35	K120903	90 7/8	2308	1 21/32	42
K100739	74 1/2	1893	1 3/8	35	K120911	91 3/4	2329	1 21/32	42
K100749	75 1/2	1918	1 3/8	35	K120915	92 1/8	2340	1 21/32	42
K100771	77 3/4	1976	1 3/8	35	K120919	92 1/2	2350	1 21/32	42
K100789	79 1/2	2019	1 3/8	35	K120924	93 1/8	2364	1 21/32	42
K100810	81 5/8	2073	1 3/8	35	K120931	93 3/4	2381	1 21/32	42
K100840	84 5/8	2149	1 3/8	35	K120964	97	2463	1 21/32	42
K100852	85 7/8	2182	1 3/8	35	K120979	98 1/8	2492	1 21/32	42
K100884	89	2261	1 3/8	35	K121039	104 1/2	2654	1 21/32	42
K100886	89 1/8	2264	1 3/8	35	K140345	35	890	1 15/16	49
K100891	89 3/4	2278	1 3/8	35	K140352	35 7/8	910	1 15/16	49
K100955	96	2438	1 3/8	35	K140370	37 1/2	954	1 15/16	49
K100976	98 1/8	2492	1 3/8	35	K140429	43 1/2	1106	1 15/16	49
K101078	108 3/8	2753	1 3/8	35	K140433	43 7/8	1116	1 15/16	49
K110841	84 3/4	2153	1 1/2	38	K140451	45 5/8	1160	1 15/16	49
K120281	28 3/4	730	1 21/32	42	K140496	50 1/8	1274	1 15/16	49
K120360	36 5/8	929	1 21/32	42	K140516	52 1/8	1325	1 15/16	49
K120390	39 3/4	1008	1 21/32	42	K140524	53 1/8	1350	1 15/16	49
K120400	40 3/4	1034	1 21/32	42	K140555	56	1422	1 15/16	49
K120410	41 1/2	1054	1 21/32	42	K140580	58 5/8	1490	1 15/16	49
K120457	46 1/4	1175	1 21/32	42	K140594	60	1523	1 15/16	49
K120477	48 1/4	1226	1 21/32	42	K140597	60 3/8	1534	1 15/16	49
K120525	53 1/8	1351	1 21/32	42	K140603	60 7/8	1546	1 15/16	49
K120559	56 1/2	1436	1 21/32	42	K140618	62 3/8	1585	1 15/16	49
K120594	60	1523	1 21/32	42	K140627	63 3/8	1609	1 15/16	49
K120606	61 1/8	1553	1 21/32	42	K140662	66 3/4	1696	1 15/16	49
K120610	61 3/4	1569	1 21/32	42	K140682	68 3/4	1746	1 15/16	49
K120702	70 3/4	1798	1 21/32	42	K140700	70 1/2	1789	1 15/16	49
K120720	72 5/8	1845	1 21/32	42	K150759	76 3/8	1942	2 1/16	53
K120734	74	1880	1 21/32	42					
K120738	74 3/8	1889	1 21/32	42					

Showing Nominal Belt Top Widths and Outside Lengths with Our Corresponding Belt Numbers

Length (in)	Length (mm)	Belt No.	Length (in)	Length (mm)	Belt No.	Length (in)	Length (mm)	Belt No.
3/16" (4.7mm) Top Width			9/16" (14mm) Top Width			21/32" (17mm) Top Width		
31 7/8	810	2PJ800	- Continued			- Continued		
33 1/4	846	2PJ836	36 3/8	924	K040358	33 3/4	856	K050330
33 5/8	855	2PJ845	36 3/4	932	K040360	34	864	K050335
34 1/4	870	2PJ860	37 1/8	943	K040365	34 1/4	871	K050336
36	915	2PJ905	37 3/8	949	K040367	34 5/8	881	K050340
13/32" (11mm) Top Width			37 1/2	953	K040370	35	889	K050344
20	509	K030195	38	964	K040372	35 1/4	894	K050345
22 5/8	576	K030220	38 1/2	977	K040378	35 5/8	905	K050350
23 3/4	603	K030231	38 3/4	983	K040382	36 1/8	918	K050355
24 1/4	615	K030236	39	991	K040384	36 3/4	932	K050360
24 3/4	629	K030240	39 1/8	993	K040385	37	939	K050364
24 7/8	632	K030243	39 3/8	999	K040388	37 1/8	943	K050365
25 1/4	640	K030245	39 3/4	1008	K040390	37 3/8	949	K050368
25 3/4	654	K030250	40 1/4	1021	K040395	37 5/8	956	K050370
27 1/8	689	K030265	40 3/8	1027	K040398	38 1/4	970	K050375
27 3/8	695	K030267	40 5/8	1030	K040399	38 5/8	981	K050380
27 3/8	695	K030267	40 5/8	1032	K040400	39 1/4	996	K050385
27 1/4	692	K030267A	41 1/4	1047	K040405	39 3/4	1008	K050390
28 3/4	730	K030280	41 5/8	1057	K040410	40 1/4	1021	K050396
29 3/4	755	K030290	42	1067	K040413	40 3/8	1027	K050398
30 1/8	765	K030295	42	1068	K040415	40 5/8	1031	K050400
30 1/2	775	K030299	42 3/8	1076	K040418	40 5/8	1031	K050400
30 3/4	781	K030300	42 5/8	1085	K040420	40 3/4	1035	K050402
31 5/8	805	K030310	43 1/8	1095	K040425	41	1041	K050404
32 7/8	836	K030323	43 3/4	1110	K040430	41 1/4	1047	K050405
33 1/2	850	K030328	44 3/8	1125	K040438	41 3/8	1050	K050407
34	864	K030334	44 3/8	1125	K040438	41 3/4	1059	K050410
34 3/8	874	K030338	44 5/8	1133	K040440	42 1/8	1068	K050415
34 5/8	881	K030340	45 1/8	1148	K040445	42 3/8	1076	K050418
35 5/8	906	K030350	45 3/4	1160	K040450	42 5/8	1084	K050420
37 1/8	943	K030365	46 1/4	1175	K040457	43 1/8	1094	K050425
39 1/8	993	K030384	46 5/8	1185	K040460	43 3/8	1102	K050429
39 3/4	1008	K030390	47	1195	K040465	43 3/4	1113	K050433
40 1/8	1019	K030395	47 5/8	1210	K040470	44 1/8	1122	K050435
42 1/8	1068	K030415	48 1/8	1223	K040476	44 1/2	1129	K050438
43 1/8	1095	K030425	49 3/8	1255	K040488	44 3/4	1135	K050440
44 3/4	1135	K030441	49 1/2	1258	K040490	44 3/4	1137	K050442
46	1170	K030455	50 5/8	1286	K040500	45 1/8	1148	K050446
47 3/4	1212	K030471	51 1/8	1299	K040506	45 3/8	1152	K050448
9/16" (14mm) Top Width			51 1/2	1309	K040510	45 5/8	1160	K050450
22 5/8	575	K040220	51 3/4	1315	K040512	46	1170	K050455
24 1/2	622	K040233	52	1320	K040514	46 3/8	1179	K050459
25 1/4	640	K040245	52 1/8	1325	K040517	46 5/8	1186	K050460
25 3/4	654	K040250	52 5/8	1338	K040520	47 5/8	1211	K050470
27 3/4	704	K040270	53 1/8	1351	K040525	47 7/8	1218	K050474
28	710	K040274	53 1/2	1359	K040529	48 3/8	1228	K050478
28 1/4	717	K040275	54	1373	K040535	48 3/8	1228	K050478
29 1/4	742	K040285	54 1/2	1385	K040539	48 5/8	1237	K050480
29 3/4	756	K040292	55 1/8	1399	K040545	49 1/8	1249	K050486
30 3/4	781	K040300	55 3/4	1415	K040551	49 1/2	1258	K050490
31 1/4	793	K040305	56 1/2	1435	K040560	50 5/8	1286	K050500
31 3/4	805	K040310	58 1/8	1475	K040575	51	1297	K050505
32 1/4	818	K040315	60	1523	K040595	51 1/8	1300	K050507
32 1/2	824	K040319	62 5/8	1591	K040620	51 3/4	1315	K050510
32 3/4	831	K040320	63 5/8	1615	K040630	52 1/4	1327	K050516
32 7/8	835	K040322	64	1627	K040635	52 5/8	1338	K050520
33 1/4	844	K040325	69 1/8	1756	K040685	52 7/8	1343	K050523
33 3/8	849	K040329	75 1/8	1907	K040745	53 1/2	1359	K050530
33 3/4	856	K040330	76 3/4	1950	K040762	53 7/8	1367	K050532
33 3/4	857	K040332	88 3/4	2255	K040882	54 3/8	1380	K050538
34	864	K040335	94 5/8	2403	K040940	55 1/4	1404	K050545
34 1/8	867	K040336	21/32" (17mm) Top Width			55 3/4	1415	K050551
34 1/4	871	K040337	20 3/4	527	K050200	57	1448	K050565
34 3/8	874	K040338	27 3/4	704	K050271	57 1/2	1462	K050570
34 5/8	879	K040340	28 1/4	717	K050275	57 3/4	1468	* DK050565
34 7/8	885	K040343	28 3/4	730	K050280	59 1/4	1504	K050586
35	889	K040345	29 3/4	755	K050290	61 1/2	1563	K050609
35 1/4	894	K040346	32 1/4	818	K050316	61 3/4	1568	K050612
35 3/8	897	K040347	32 1/2	824	K050317	62 1/8	1579	* DK050610
35 5/8	906	K040350	32 3/4	831	K050321	62 3/8	1584	K050618
35 7/8	912	K040353	33	837	K050323	63 1/8	1603	K050625
36 1/8	918	K040355	33 1/4	843	K050326	63 5/8	1616	K050630
						64 1/8	1627	K050635
						64 5/8	1642	K050640
						65	1651	K050644

* Dual Sided Belt.

Century™ Series Micro-V® Belts - Listed by Size

Length (in)	Length (mm)	Belt No.	Length (in)	Length (mm)	Belt No.	Length (in)	Length (mm)	Belt No.
21/32" (17mm) Top Width			13/16" (20mm) Top Width			13/16" (20mm) Top Width		
- Continued			- Continued			- Continued		
65 1/4	1657	K050647	48 5/8	1235	K060480	72	1830	K060716
65 5/8	1667	K050650	48 7/8	1241	K060483	72 5/8	1845	K060721
65 7/8	1675	K050653	49 1/8	1248	K060486	72 3/4	1848	K060722
66 3/8	1687	K050658	49 1/2	1258	K060490	73	1853	* DK060718
66 3/4	1696	K050660	49 3/4	1265	K060492	73	1854	K060724
67 1/8	1704	K050665	50	1270	K060494	73 1/4	1859	K060725
69 5/8	1768	K050689	50 1/8	1274	K060495	73 1/8	1857	K060726A
69 3/4	1772	K050690	50 3/4	1288	K060500	73 1/2	1867	K060730
70	1778	K050694	51	1295	* DK060504	73 3/4	1872	* DK060725
71 1/8	1807	K050705	51	1297	K060505	73 7/8	1876	K060733
72 1/8	1831	K050715	51 1/8	1300	K060507	74 1/8	1881	K060735
72 5/8	1845	K050720	51 1/2	1309	K060509	74 1/4	1885	* DK060729
75 3/8	1914	K050750	51 3/4	1315	K060512	74 1/2	1893	K060739
76	1932	K050755	52	1321	K060514	75	1904	K060744
76 1/4	1937	K050757	52 1/8	1325	K060516	75 3/8	1914	K060747
78 3/8	1989	K050778	52 3/4	1339	K060520	75 5/8	1921	K060750
78 1/2	1994	K050780	52 7/8	1343	K060523	75 3/4	1924	K060751
82 1/2	2096	K050817	53	1348	* DK060519	76	1932	K060755
83 1/8	2112	K050825	53 3/8	1355	K060525	76 1/2	1942	K060760
84	2134	K050835	53 1/2	1359	K060529	76 7/8	1951	K060763
84 1/8	2138	K050836	53 7/8	1367	K060532	77	1957	K060764
85 1/8	2164	K050845	54 1/4	1379	K060535	77 3/8	1967	K060770
86 1/8	2187	K050855	54 1/2	1385	K060539	77 5/8	1971	K060771
89 1/8	2265	K050887	55	1397	K060544	77 7/8	1977	K060772
13/16" (20mm) Top Width			55 1/4	1404	K060547	78	1982	K060775
29 1/2	748	K060288	55 3/4	1415	K060551	78 5/8	1996	K060780
30 1/8	765	K060295	56	1423	K060555	79	2007	K060785
31 1/4	793	K060305	56 1/4	1429	K060557	79 1/8	2010	K060787
33 1/4	844	K060325	56 1/2	1436	K060559	79 1/2	2018	K060790
33 3/4	856	K060331	56 5/8	1439	K060560	80 1/8	2034	K060795
34 3/8	873	K060338	56 7/8	1445	K060563	80 3/8	2040	K060798
34 3/4	881	K060340	57 1/2	1462	K060569	80 3/8	2043	* DK060791
35 1/4	894	K060345	57 7/8	1471	K060573	80 3/4	2051	K060802
35 7/8	911	K060352	58	1473	K060575	81	2057	K060804
36 1/8	918	K060355	58 3/8	1483	K060578	81 1/8	2061	K060806
37 1/8	943	K060365	59 1/4	1504	K060586	81 5/8	2073	K060810
37 3/4	957	K060370	59 3/8	1508	K060588	81 3/4	2076	K060812
38	964	K060374	60	1523	K060594	82 1/8	2085	K060815
38 1/8	968	K060376	60 3/8	1534	K060598	82 1/2	2093	K060819
38 3/8	975	K060378	60 3/4	1542	K060602	82 1/2	2096	K060820
38 3/4	983	K060380	60 7/8	1547	K060604	82 3/4	2102	K060822
39 1/8	993	K060385	61 1/8	1553	K060605	83	2108	K060824
39 3/8	999	K060388	61 1/2	1563	K060609	83 1/8	2112	K060825
39 3/4	1008	K060390	61 3/4	1569	K060612	83 1/4	2116	K060827
39 7/8	1012	K060393	62 1/8	1577	K060615	83 3/8	2119	K060828
40	1016	K060394	62 5/8	1591	K060620	83 3/4	2127	K060832
40 3/4	1034	K060400	62 7/8	1598	K060623	84	2134	K060834
41	1043	K060405	63 1/8	1603	K060625	84 1/4	2140	K060837
41 1/4	1050	K060406	63 3/8	1610	K060628	84 1/4	2140	K060837A
41 3/8	1052	K060407	63 5/8	1616	K060630	84 1/2	2147	K060840
41 1/2	1054	K060408	63 3/4	1619	K060631	84 1/2	2146	K060840A
41 5/8	1056	K060409	64 1/8	1627	K060635	84 5/8	2149	K060841
41 3/4	1059	K060410	64 3/8	1634	K060637	84 3/4	2153	K060842
42 1/8	1069	K060415	64 5/8	1642	K060640	85 1/4	2165	K060845
42 3/8	1076	K060418	64 3/4	1646	K060642	85 1/2	2171	K060849
42 1/2	1081	K060420	65	1651	K060645	85 5/8	2175	K060850
42 7/8	1089	K060423	65 1/2	1665	K060650	85 5/8	2175	K060851A
43 1/8	1095	K060425	65 3/4	1669	K060651	85 7/8	2182	K060854
43 1/8	1096	K060426	65 7/8	1674	K060653	86 3/8	2193	K060858
43 1/2	1103	K060427	66 1/8	1680	* DK060650	86 5/8	2201	K060860
43 3/4	1111	K060431	66 3/8	1687	K060658	86 5/8	2200	K060861A
43 7/8	1116	K060434	66 3/4	1696	K060660	86 7/8	2206	K060863
44 1/8	1122	K060435	66 7/8	1699	K060663	86 7/8	2208	K060864
44 1/2	1129	K060439	67 1/4	1708	K060667	87 1/4	2216	K060866
44 3/4	1135	K060441	67 1/2	1716	K060670	87 1/4	2216	K060867A
45 1/8	1148	K060445	67 3/4	1722	K060672	87 3/8	2219	K060868
45 3/8	1153	K060448	68	1728	K060675	87 5/8	2225	K060870
45 5/8	1160	K060450	68 1/2	1741	* DK060674	87 3/8	2232	* DK060867
46	1170	K060455	68 5/8	1742	K060680	87 7/8	2232	K060873A
46 3/8	1179	K060458	68 7/8	1750	K060682	87 7/8	2233	K060874
46 5/8	1186	K060461	69 1/8	1756	K060685	88 1/8	2238	K060875
47	1195	K060465	69 5/8	1767	K060690	88 1/8	2239	K060876
47 3/8	1204	K060468	70	1777	K060695	88 3/8	2245	K060878
47 5/8	1211	K060470	70 1/4	1783	K060696	88 1/2	2248	K060880A
47 7/8	1216	K060473	70 7/8	1799	K060703	88 7/8	2257	K060882
47 7/8	1217	K060474	71 1/8	1807	K060705	89	2261	K060883
48 1/4	1227	K060478	71 1/4	1811	* DK060702	89 1/8	2263	K060885
48 1/2	1232	* DK060472	71 1/2	1816	K060710	89	2261	K060885A
			71 5/8	1820	K060711	89 1/8	2265	K060886
			72	1829	K060714	89 1/2	2273	K060888

Size Lists

* Dual Sided Belt.

Century™ Series Micro-V® Belts - Listed by Size

Length (in)	Length (mm)	Belt No.	Length (in)	Length (mm)	Belt No.	Length (in)	Length (mm)	Belt No.
13/16" (20mm) Top Width			13/16" (20mm) Top Width			15/16" (24mm) Top Width		
- Continued			- Continued			- Continued		
89 3/4	2278	K060891	137 7/8	3502	K061373	87 9/32	2217	7PK2217
90 1/8	2289	K060895	138 5/8	3519	K061380	87 7/8	2232	K070873
90 5/8	2301	K060900	138 5/8	3519	K061380A	88 1/2	2249	K070880
90 5/8	2302	* DK060901	142 1/2	3621	K061420	88 3/4	2255	K070882
90 7/8	2308	K060905	149 1/2	3799	K061490	89 1/8	2263	K070885
91 1/4	2318	K060908	13/16" (21mm) Top Width			89 1/8	2265	K070886
91 5/8	2329	K060910	46 27/32	1190	6PK1190	89 3/4	2278	K070890
91 3/4	2330	K060911A	65 1/2	1660	6PK1660	90 1/8	2289	K070896
92 1/8	2340	K060915	73	1856	6PK1856	90 5/8	2301	K070901
92 1/8	2340	K060916A	74 7/16	1877	6PK1880	90 7/8	2308	K070903
92 3/8	2347	K060919	73 7/8	1882	6PK1882	91 1/8	2314	K070905
92 7/8	2360	K060923	74 13/32	1890	6PK1890	92 1/4	2343	K070916
93 1/8	2364	K060926	82 3/8	2090	6PK2090	92 3/4	2357	K070922
93 5/8	2377	K060930	15/16" (24mm) Top Width			93	2362	K070924
94	2387	K060935	37 3/4	957	K070370	93 5/8	2378	K070931
94 1/2	2400	K060938	39 3/4	1008	K070390	95 3/4	2431	K070951
94 3/4	2407	K060942	41 1/4	1048	K070407	96 3/4	2457	K070961
95 1/8	2415	K060945	42	1068	K070415	97 3/4	2481	K070971
95 1/4	2419	K060947	43 1/8	1095	K070425	97 3/4	2484	K070975
95 5/8	2428	K060950	44 7/8	1140	K070443	98 1/8	2492	K070976
95 3/4	2432	* DK060956	45 3/8	1153	K070448	101 1/8	2568	K071005
95 3/4	2432	K060952	49 5/8	1261	K070491EMD	101 3/8	2576	K071009
96 1/8	2440	K060956	50 5/8	1286	K070500	101 7/8	2586	K071013
96 5/8	2453	K060960	51 1/8	1300	K070505	103 5/8	2633	K071031
96 7/8	2460	K060962	51 3/8	1305	K070508	104 1/4	2649	K071037
97 1/8	2468	K060966	54 1/2	1385	K070539	104 5/8	2656	K071040
97 5/8	2479	K060970	54 7/8	1394	* DK070536	105 1/8	2671	K071045
98 1/8	2492	K060975	55 7/8	1418	K070553	106 1/4	2699	K071056
98 5/8	2504	* DK060973	56 3/8	1432	* DK070551	107 1/8	2720	K071065
98 5/8	2505	K060980	57 1/4	1454	K070566	113 5/8	2886	K071130
99	2513	K060984	61 5/8	1564	K070610	114	2897	K071134
99 1/4	2520	K060986	62 1/8	1578	K070615	114 1/8	2899	* DK071135
99 1/2	2526	K060988	62 3/4	1594	K070622	114 5/8	2912	K071141
99 5/8	2531	K060990	63 3/8	1609	K070628	115 5/8	2936	K071150
99 7/8	2537	K060994	63 5/8	1616	K070630	116 1/4	2953	K071157
100	2539	K060995	64 5/8	1642	K070640	119 7/8	3046	K071194
100 1/4	2546	K060997	65	1651	K070644	125 3/8	3183	K071247
100 5/8	2555	K061000	66 1/2	1688	K070649	1 3/32" (28mm) Top Width		
100 3/4	2559	K061002	65 7/8	1675	K070653	30 3/4	781	K080300
101 1/8	2568	K061005	66	1678	K070655	33 3/4	856	K080330
101 5/8	2581	K061010	66 3/4	1695	K070663	34	864	K080334
102 1/8	2593	K061015	67 1/4	1708	K070667	36 3/4	932	K080360
102 1/4	2596	K061016	67 1/2	1716	K070669	37 1/8	943	K080365
102 5/8	2605	K061020	67 3/4	1722	K070673	37 3/4	957	K080370
103	2615	K061025	68 1/4	1734	K070677	38 1/8	968	K080375
103 5/8	2633	K061031	68 5/8	1743	K070680	38 3/4	983	K080382
103 7/8	2639	K061033	68 7/8	1750	K070683	39	990	K080384
104 1/4	2649	K061037	69 1/8	1756	K070685	39 3/4	1008	K080390
105	2666	K061045	69 1/2	1767	K070690	39 7/8	1014	K080392
105 1/2	2680	K061049	70	1779	K070694	40 3/4	1034	K080400
106	2692	K061054	70 3/4	1796	K070701	41 3/8	1051	K080408
106 3/8	2701	K061058	71 1/8	1807	K070705	42 1/8	1069	K080415
107 1/8	2722	K061066	71 1/2	1816	K070709	43	1091	K080424
107 7/8	2741	K061073	72	1829	K070714	43 1/2	1103	K080427
108 1/8	2746	K061075	72 3/4	1847	K070721	44 1/8	1122	K080435
108 3/4	2761	K061080	73 5/8	1870	K070730	45 5/8	1160	K080450
109 3/4	2788	K061093	73 3/4	1874	K070733	46	1170	K080455
109 3/8	2780	K061098	74 1/8	1883	K070735	46 3/8	1179	K080458
110 1/2	2807	K061099	75 5/8	1920	K070750	47	1195	K080465
111 1/8	2824	K061105	76	1930	7PK1930	47 3/4	1211	K080471
111 5/8	2835	K061110	76 1/8	1933	K070755	49 1/8	1249	K080485
111 7/8	2841	K061115	76 7/8	1951	K070763	49 5/8	1260	K080491
112 1/2	2859	K061120	78	1982	K070776	50 1/8	1274	K080496
112 7/8	2869	K061123	79 1/8	2011	K070786	51	1297	K080505
113 5/8	2886	K061130	80	2033	K070795	51 1/2	1309	K080510
114 1/2	2910	K061140	80 3/4	2051	K070801	52	1320	K080514
114 5/8	2911	K061141	81 5/8	2073	K070810	53 1/8	1351	K080525
115 1/4	2927	K061145	82 3/4	2102	K070822	53 1/2	1359	K080530
118 1/4	3005	K061177	82 7/8	2105	* DK070817	54	1370	* DK080534
119 1/4	3030	K061187	83 1/8	2112	K070825	54 1/4	1379	K080537
120 1/8	3051	K061195	83 5/8	2124	K070830	55 1/8	1399	K080545
120 7/8	3069	K061203	84	2133	K070834	55 3/4	1415	K080550
123 5/8	3137	K061230	84	2134	K070835	56 1/4	1429	K080558
125 1/4	3183	K061247	85 1/8	2164	7PK2164	56 5/8	1439	K080560
125 5/8	3192	K061251	85 1/4	2164	K070846	57	1448	K080565
127	3226	K061265	85 3/4	2178	K070852	57 1/8	1452	K080566
128 5/8	3267	K061280	86 1/8	2187	K070855	57 1/2	1462	K080570
130 3/8	3312	K061298				58 1/8	1475	K080575
136 1/2	3467	K061360						
137 1/2	3492	K061369						

* Dual Sided Belt.

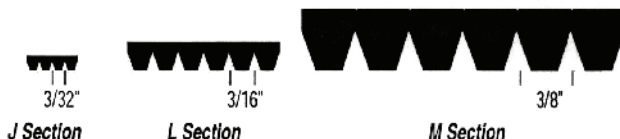
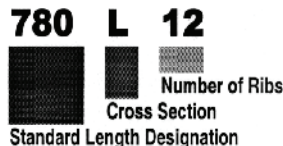
Showing Micro-V® Belts With Corresponding Top Widths, Nominal Lengths and Number of Ribs

Industrial Micro-V® Belts are identified by a three-part symbol consisting of:

1. Standard Length Designation
2. Cross Section
3. Number of Ribs

For example, the belt designation **780L12** represents:

- (1.) 78.0" in Length
- (2.) L Cross Section
- (3.) 12 Ribs Wide



- J Section – including 4, 6, 10, 16 and 20 ribs
 L Section – including 6, 8, 10, 12, 14, 16, 18 and 20 ribs
 M Section – including 6, 8, 10, 12, 14, 16, 18 and 20 ribs

NOTE: Rib combinations noted are RMA standard configurations. Belts available in most multiples.

Size	Nominal Length (in)	Max. No. of Ribs	Size	Nominal Length (in)	Max. No. of Ribs	Size	Nominal Length (in)	Max. No. of Ribs
J Section			J Section - Continued			L Section - Continued		
180J.....	18	30	870J.....	87	211	1310L.....	131	60
190J.....	19	30	920J.....	92	❖ 10	1455L.....	145.5	60
200J.....	20	30	980J.....	98	❖ 10	M Section		
220J.....	22	211	L Section			900M.....	90	30
230J.....	23	211	500L.....	50	105	940M.....	94	30
240J.....	24	211	540L.....	54	105	990M.....	99	30
260J.....	26	211	560L.....	56	105	1060M.....	106	30
280J.....	28	211	615L.....	61.5	105	1115M.....	111.5	30
290J.....	29	211	635L.....	63.5	105	1150M.....	115	30
300J.....	30	211	655L.....	65.5	105	1185M.....	118.5	30
320J.....	32	211	675L.....	67.5	105	1230M.....	123	30
330J.....	33	211	695L.....	69.5	105	1310M.....	131	30
340J.....	34	211	725L.....	72.5	105	1390M.....	139	30
360J.....	36	211	765L.....	76.5	105	1470M.....	147	30
380J.....	38	211	780L.....	78	105	1610M.....	161	30
400J.....	40	211	795L.....	79.5	105	1650M.....	165	30
410J.....	41	211	815L.....	81.5	105	1760M.....	176	30
420J.....	42	211	840L.....	84	105	1830M.....	183	30
430J.....	43	211	865L.....	86.5	105	1980M.....	198	30
440J.....	44	211	915L.....	91.5	60	2130M.....	213	30
460J.....	46	211	975L.....	97.5	60	2410M.....	241	30
480J.....	48	211	990L.....	99	60	2560M.....	256	30
490J.....	49	211	1065L.....	106.5	60	2710M.....	271	30
500J.....	50	211	1120L.....	112	60	3010M.....	301	30
520J.....	52	211	1150L.....	115	60	3310M.....	331	30
550J.....	55	211	1215L.....	121.5	60	3610M.....	361	30
580J.....	58	211	1230L.....	123	60			
610J.....	61	211	1295L.....	129.5	60			
650J.....	65	211						
730J.....	73	211						

❖ Available Only Up To 10 Rib Configuration Due to Ground Rib Construction

Showing Belt Numbers with Corresponding Nominal Outside Lengths and Top Widths

Belt No.	Length (in)	Length (mm)	Top Width (in)	Top Width (mm)	Belt No.	Length (in)	Length (mm)	Top Width (in)	Top Width (mm)
9290HD	29 3/8	746	1/2	13	9490HD	49 3/8	1254	1/2	13
9305HD	30 7/8	784	1/2	13	9495HD	49 29/32	1268	1/2	13
9309HD	31 1/3	795	1/2	13	9500HD	50 7/16	1281	1/2	13
9313HD	31 7/8	810	1/2	13	9505HD	50 7/8	1292	1/2	13
9319HD	32 5/8	830	1/2	13	9510HD	51 3/8	1305	1/2	13
9325HD	32 7/8	835	1/2	13	9520HD	52 7/16	1332	1/2	13
9330HD	33 3/8	848	1/2	13	9525HD	52 7/8	1343	1/2	13
9335HD	33 29/32	862	1/2	13	9530HD	53 7/16	1357	1/2	13
9341HD	34 3/8	873	1/2	13	9540HD	54 3/8	1382	1/2	13
9345HD	34 7/8	886	1/2	13	9545HD	54 27/32	1393	1/2	13
9350HD	35 15/32	901	1/2	13	9550HD	55 13/32	1408	1/2	13
9355HD	35 31/32	914	1/2	13	9555HD	55 27/32	1418	1/2	13
9360HD	36 3/8	924	1/2	13	9560HD	56 13/32	1433	1/2	13
9365HD	36 7/8	936	1/2	13	9565HD	56 27/32	1443	1/2	13
9370HD	37 3/8	950	1/2	13	9570HD	57 13/32	1458	1/2	13
9375HD	37 15/16	963	1/2	13	9580HD	58 3/8	1483	1/2	13
9380HD	38 3/8	975	1/2	13	9585HD	58 7/8	1496	1/2	13
9385HD	38 29/32	989	1/2	13	9590HD	59 13/32	1509	1/2	13
9390HD	39 3/8	1000	1/2	13	9600HD	60 13/32	1534	1/2	13
9395HD	39 29/32	1013	1/2	13	9605HD	60 31/32	1549	1/2	13
9400HD	40 3/8	1026	1/2	13	9610HD	61 7/16	1561	1/2	13
9403HD	40 5/8	1032	1/2	13	9620HD	62 3/8	1584	1/2	13
9405HD	40 27/32	1038	1/2	13	9625HD	62 7/8	1597	1/2	13
9412HD	41 3/8	1051	1/2	13	9630HD	63 13/32	1610	1/2	13
9415HD	41 29/32	1065	1/2	13	9635HD	63 29/32	1623	1/2	13
9420HD	42 11/32	1075	1/2	13	9640HD	64 3/8	1635	1/2	13
9425HD	42 27/32	1088	1/2	13	9650HD	65 3/8	1661	1/2	13
9430HD	43 7/16	1103	1/2	13	9660HD	66 3/8	1686	1/2	13
9435HD	43 7/8	1115	1/2	13	9670HD	67 3/8	1712	1/2	13
9440HD	44 3/8	1127	1/2	13	9680HD	68 3/8	1737	1/2	13
9447HD	44 27/32	1139	1/2	13	9690HD	69 3/8	1762	1/2	13
9451HD	45 7/16	1154	1/2	13	9700HD	70 3/8	1788	1/2	13
9455HD	45 27/32	1165	1/2	13	9710HD	71 3/8	1813	1/2	13
9463HD	46 3/8	1178	1/2	13	9720HD	72 3/8	1838	1/2	13
9465HD	46 27/32	1190	1/2	13	9730HD	73 11/32	1863	1/2	13
9470HD	47 3/8	1203	1/2	13	9740HD	74 7/8	1901	1/2	13
9476HD	47 15/16	1218	1/2	13	9745HD	74 7/8	1900	1/2	13
9480HD	48 15/32	1231	1/2	13	9755HD	75 15/16	1929	1/2	13
9485HD	48 27/32	1240	1/2	13					

All FleetRunner® Heavy-Duty V-Belts are Notched.

Showing Nominal Belt Top Widths and Outside Lengths with Our Corresponding Belt Numbers

Length (in)	Length (mm)	Belt No.	Length (in)	Length (mm)	Belt No.	Length (in)	Length (mm)	Belt No.
1/2" (13mm) Top Width			1/2" (13mm) Top Width			1/2" (13mm) Top Width		
29 3/8	746	9290HD	- Continued			- Continued		
30 7/8	784	9305HD	43 7/16	1103	9430HD	56 27/32	1443	9565HD
31 5/16	795	9309HD	43 7/8	1115	9435HD	57 13/32	1458	9570HD
31 7/8	810	9313HD	44 3/8	1127	9440HD	58 3/8	1483	9580HD
32 5/8	830	9319HD	44 27/32	1139	9447HD	58 7/8	1496	9585HD
32 7/8	835	9325HD	45 7/16	1154	9451HD	59 13/32	1509	9590HD
33 3/8	848	9330HD	45 27/32	1165	9455HD	60 13/32	1534	9600HD
33 29/32	862	9335HD	46 3/8	1178	9463HD	60 31/32	1549	9605HD
34 3/8	873	9341HD	46 27/32	1190	9465HD	61 7/16	1561	9610HD
34 7/8	886	9345HD	47 3/8	1203	9470HD	62 3/8	1584	9620HD
35 15/32	901	9350HD	47 15/16	1218	9476HD	62 7/8	1597	9625HD
35 31/32	914	9355HD	48 15/32	1231	9480HD	63 13/32	1610	9630HD
36 3/8	924	9360HD	48 27/32	1240	9485HD	63 29/32	1623	9635HD
36 7/8	936	9365HD	49 3/8	1254	9490HD	64 3/8	1635	9640HD
37 3/8	950	9370HD	49 29/32	1268	9495HD	65 3/8	1661	9650HD
37 15/16	963	9375HD	50 7/16	1281	9500HD	66 3/8	1686	9660HD
38 3/8	975	9380HD	50 7/8	1292	9505HD	67 3/8	1712	9670HD
38 29/32	989	9385HD	51 3/8	1305	9510HD	68 3/8	1737	9680HD
39 3/8	1000	9390HD	52 7/16	1332	9520HD	69 3/8	1762	9690HD
39 29/32	1013	9395HD	52 7/8	1343	9525HD	70 3/8	1788	9700HD
40 3/8	1026	9400HD	53 7/16	1357	9530HD	71 3/8	1813	9710HD
40 5/8	1032	9403HD	54 3/8	1382	9540HD	72 3/8	1838	9720HD
40 27/32	1038	9405HD	54 27/32	1393	9545HD	73 11/32	1863	9730HD
41 3/8	1051	9412HD	55 13/32	1408	9550HD	74 7/8	1901	9740HD
41 29/32	1065	9415HD	55 27/32	1418	9555HD	74 7/8	1900	9745HD
42 11/32	1075	9420HD	56 13/32	1433	9560HD	75 15/16	1929	9755HD
42 27/32	1088	9425HD						

All FleetRunner® Heavy-Duty V-Belts are Notched.

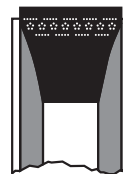
Showing Belt Numbers with Corresponding Nominal Outside Lengths and Top Widths

IMPORTANT: Lengths shown (O.C. is Outside Circumference) are obtained by measuring around the outside of the belt. These lengths will not agree exactly with the size significant belt numbering system which is based on the effective length of the belt. Effective length ("engineered" length) cannot be measured in the field because special tools are required.

Automotive Top Widths are the standard sizes defined by the automotive belt industry (SAE J636). Due to manufacturing processes that create "Vertical Flats", the top width of XL and Truck/Bus series V-Belts will not agree with the printed top width dimensions. Top width on this page and on the belt sleeve refers to the pulley groove width and not the actual top width of these belts. A picture of a V-Belt with "Vertical Flats" is shown below. Actual top width of like belt sizes will also vary slightly depending on the manufacturer and belt style.



Competitive V-Belt



Our V-Belts with "Vertical Flats"

Belt No.	Section	Length (in)	Length (mm)	Top Width (in)	Top Width (mm)	Belt No.	Section	Length (in)	Length (mm)	Top Width (in)	Top Width (mm)
7208	▼ HC41	21 1/4	540	13/32	10	7374	HC31	37 3/4	960	5/16	8
7215	▼ HC41	22 1/8	561	13/32	10	7375	▼ HC41	38 1/8	967	13/32	10
7228	HC31	23	585	5/16	8	7379	HC31	38 1/4	970	5/16	8
7234	HC31	23 7/8	605	5/16	8	7380	▼ HC41	38 5/8	980	13/32	10
7240	▼ HC41	24 5/8	624	13/32	10	7381	HC25	38 1/4	970	1/4	6
7250	▼ HC41	25 5/8	650	13/32	10	7384	HC31	38 3/4	985	5/16	8
7255	▼ HC41	26 1/8	663	13/32	10	7385	▼ HC41	39 1/8	993	13/32	10
7260	▼ HC41	26 5/8	675	13/32	10	7388	HC25	39 1/4	995	1/4	6
7261	HC25	26 1/4	665	1/4	6	7389	HC31	39 1/4	995	5/16	8
7265	▼ HC41	27 1/8	688	13/32	10	7390	▼ HC41	39 5/8	1005	13/32	10
7270	▼ HC41	27 5/8	701	13/32	10	7395	▼ HC41	40 1/8	1018	13/32	10
7274	HC31	27 3/8	690	5/16	8	7400	▼ HC41	40 5/8	1031	13/32	10
7279	HC25	28 3/8	720	1/4	6	7404	HC31	40 3/4	1035	5/16	8
7280	▼ HC41	28 5/8	726	13/32	10	7405	▼ HC41	41 1/8	1044	13/32	10
7290	▼ HC41	29 5/8	751	13/32	10	7409	HC25	41 1/4	1050	1/4	6
7292	▼ HC41	29 7/8	758	13/32	10	7410	▼ HC41	41 5/8	1056	13/32	10
7295	▼ HC41	30 1/8	764	13/32	10	7417	▼ HC41	42 1/8	1069	13/32	10
7298	HC25	30 1/4	770	1/4	6	7419	HC31	42 1/4	1075	5/16	8
7300	▼ HC41	30 5/8	777	13/32	10	7420	▼ HC41	42 5/8	1082	13/32	10
7304	HC31	30 3/4	780	5/16	8	7425	▼ HC41	43 1/8	1095	13/32	10
7305	▼ HC41	31 1/8	792	13/32	10	7430	▼ HC41	43 5/8	1107	13/32	10
7309	HC25	31 1/4	795	1/4	6	7435	▼ HC41	44 1/8	1120	13/32	10
7312	▼ HC41	31 5/8	802	13/32	10	7440	▼ HC41	44 5/8	1132	13/32	10
7315	▼ HC41	32 1/8	815	13/32	10	7444	HC31	44 3/4	1135	5/16	8
7318	HC25	32 1/4	820	1/4	6	7445	▼ HC41	45 1/8	1145	13/32	10
7320	▼ HC41	32 5/8	828	13/32	10	7447M	⊗ HC38 Modified	45 1/4	1149	13/32	10
7324	HC31	32 5/8	830	5/16	8	7448	▼ HC41	45 3/8	1151	13/32	10
7325	▼ HC41	33 1/8	840	13/32	10	7449	HC31	45 1/4	1150	5/16	8
7328	▼ HC41	33 3/8	847	13/32	10	7450	▼ HC41	45 5/8	1158	13/32	10
7329	HC25	33 1/4	845	1/4	6	7453	▼ HC41	45 7/8	1164	13/32	10
7330	▼ HC41	33 5/8	853	13/32	10	7455	▼ HC41	46 1/8	1171	13/32	10
7333	HC25	34 1/4	870	1/4	6	7459	HC31	46 1/4	1175	5/16	8
7334	HC31	33 3/4	855	5/16	8	7460	▼ HC41	46 5/8	1183	13/32	10
7335	▼ HC41	34 1/8	866	13/32	10	7465	▼ HC41	47 1/8	1196	13/32	10
7340	▼ HC41	34 5/8	878	13/32	10	7470	▼ HC41	47 5/8	1209	13/32	10
7343	HC31	34 1/4	870	5/16	8	7473	▼ HC41	47 7/8	1215	13/32	10
7345	▼ HC41	35 1/8	891	13/32	10	7475	▼ HC41	48 1/8	1221	13/32	10
7348	HC25	35 1/4	895	1/4	6	7480	▼ HC41	48 5/8	1234	13/32	10
7350	▼ HC41	35 5/8	904	13/32	10	7483	▼ HC41	48 7/8	1242	13/32	10
7355	▼ HC41	36 1/8	919	13/32	10	7485	▼ HC41	49 1/8	1247	13/32	10
7359	HC25	36 1/4	920	1/4	6	7490	▼ HC41	49 5/8	1260	13/32	10
7360	▼ HC41	36 5/8	929	13/32	10	7495	▼ HC41	50 1/8	1272	13/32	10
7362	HC31	36 3/8	925	5/16	8	7496	HC31	49 5/8	1265	5/16	8
7363	HC25	36 3/4	935	1/4	6	7500	▼ HC41	50 5/8	1285	13/32	10
7365	▼ HC41	37 1/8	942	13/32	10	7508	▼ HC41	51 1/8	1297	13/32	10
7369	HC31	37 1/4	945	5/16	8	7512	▼ HC41	51 5/8	1310	13/32	10
7370	▼ HC41	37 5/8	954	13/32	10	7516	▼ HC41	52 1/8	1323	13/32	10

▼ Indicates Notched Belt. ⊗ Set of 2 Belts.

XL® Belts - Listed by Number

Belt No.	Section	Length (in)	Length (mm)	Top Width (in)	Top Width (mm)	Belt No.	Section	Length (in)	Length (mm)	Top Width (in)	Top Width (mm)
7520.....	▼ HC41	52 5/8	1336	13/32	10	9405.....	▼ HC50	40 7/8	1038	15/32	12
7525.....	▼ HC41	53 1/8	1348	13/32	10	9412.....	▼ HC50	41 3/8	1051	15/32	12
7530.....	▼ HC41	53 5/8	1361	13/32	10	9415.....	▼ HC50	41 7/8	1064	15/32	12
7535.....	▼ HC41	54 1/8	1374	13/32	10	9420.....	▼ HC50	42 3/8	1076	15/32	12
7541.....	▼ HC41	54 5/8	1386	13/32	10	9425.....	▼ HC50	42 7/8	1089	15/32	12
7545.....	▼ HC41	55 1/8	1399	13/32	10	9430.....	▼ HC50	43 3/8	1102	15/32	12
7550.....	▼ HC41	55 5/8	1412	13/32	10	9435.....	▼ HC50	43 7/8	1114	15/32	12
7555.....	▼ HC41	56 1/8	1425	13/32	10	9440.....	▼ HC50	44 3/8	1127	15/32	12
7560.....	▼ HC41	56 5/8	1437	13/32	10	9447.....	▼ HC50	44 7/8	1140	15/32	12
7565.....	▼ HC41	57 1/8	1450	13/32	10	9451.....	▼ HC50	45 3/8	1153	15/32	12
7570.....	▼ HC41	57 5/8	1464	13/32	10	9452M.....	▼ HC50 Modified	45 5/8	1158	17/32	13
7575.....	▼ HC41	58 1/8	1476	13/32	10	9453M.....	▼ HC50 Modified	45 3/4	1161	17/32	13
7580.....	▼ HC41	58 5/8	1488	13/32	10	9455.....	▼ HC50	45 7/8	1165	15/32	12
7585.....	▼ HC41	59 1/8	1501	13/32	10	9463.....	▼ HC50	46 3/8	1178	15/32	12
7590.....	▼ HC41	59 5/8	1513	13/32	10	9465.....	▼ HC50	46 7/8	1191	15/32	12
7597.....	▼ HC41	60 1/8	1526	13/32	10	9470.....	▼ HC50	47 3/8	1203	15/32	12
7603.....	▼ HC41	60 5/8	1539	13/32	10	9476.....	▼ HC50	47 7/8	1216	15/32	12
7612.....	▼ HC41	61 5/8	1564	13/32	10	9480.....	▼ HC50	48 3/8	1229	15/32	12
7619.....	▼ HC41	62 5/8	1590	13/32	10	9485.....	▼ HC50	48 7/8	1241	15/32	12
7625.....	▼ HC41	63 1/8	1602	13/32	10	9490.....	▼ HC50	49 3/8	1254	15/32	12
7630.....	▼ HC41	63 5/8	1615	13/32	10	9492M.....	▼ HC50 Modified	49 5/8	1259	19/32	15
7640.....	▼ HC41	64 5/8	1640	13/32	10	9495.....	▼ HC50	49 7/8	1267	15/32	12
7650.....	▼ HC41	65 5/8	1666	13/32	10	9500.....	▼ HC50	50 3/8	1280	15/32	12
7660.....	▼ HC41	66 5/8	1691	13/32	10	9505.....	▼ HC50	50 7/8	1292	15/32	12
7665.....	▼ HC41	67 1/8	1704	13/32	10	9510.....	▼ HC50	51 3/8	1305	15/32	12
7673.....	▼ HC41	67 5/8	1717	13/32	10	9520.....	▼ HC50	52 3/8	1330	15/32	12
7680.....	▼ HC41	68 5/8	1742	13/32	10	9525.....	▼ HC50	52 7/8	1343	15/32	12
7695.....	▼ HC41	70 1/8	1780	13/32	10	9530.....	▼ HC50	53 3/8	1356	15/32	12
7715.....	▼ HC41	72 1/8	1831	13/32	10	9540.....	▼ HC50	54 3/8	1381	15/32	12
7730.....	▼ HC41	73 5/8	1869	13/32	10	9545.....	▼ HC50	54 7/8	1394	15/32	12
7743.....	▼ HC41	74 5/8	1894	13/32	10	9550.....	▼ HC50	55 3/8	1407	15/32	12
7760.....	▼ HC41	76 5/8	1945	13/32	10	9551M.....	▼ HC50 Modified	55 1/2	1411	17/32	13
7775.....	▼ HC41	78 1/8	1983	13/32	10	9555.....	▼ HC50	55 7/8	1418	15/32	12
9245.....	▼ HC50	24 7/8	632	15/32	12	9560.....	▼ HC50	56 3/8	1432	15/32	12
9255.....	▼ HC50	25 7/8	657	15/32	12	9565.....	▼ HC50	56 7/8	1445	15/32	12
9260.....	▼ HC50	26 3/8	670	15/32	12	9570.....	▼ HC50	57 3/8	1457	15/32	12
9265.....	▼ HC50	26 7/8	683	15/32	12	9580.....	▼ HC50	58 3/8	1483	15/32	12
9270.....	▼ HC50	27 3/8	695	15/32	12	9585.....	▼ HC50	58 7/8	1495	15/32	12
9279.....	▼ HC50	28 1/4	718	15/32	12	9590.....	▼ HC50	59 3/8	1508	15/32	12
9290.....	▼ HC50	29 3/8	746	15/32	12	9600.....	▼ HC50	60 3/8	1534	15/32	12
9295.....	▼ HC50	29 7/8	759	15/32	12	9605.....	▼ HC50	60 7/8	1546	15/32	12
9300.....	▼ HC50	30 3/8	772	15/32	12	9610.....	▼ HC50	61 3/8	1559	15/32	12
9305.....	▼ HC50	30 7/8	784	15/32	12	9620.....	▼ HC50	62 3/8	1584	15/32	12
9309.....	▼ HC50	31 3/8	797	15/32	12	9625.....	▼ HC50	62 7/8	1597	15/32	12
9313.....	▼ HC50	31 7/8	809	15/32	12	9630.....	▼ HC50	63 3/8	1610	15/32	12
9319.....	▼ HC50	32 3/8	822	15/32	12	9635.....	▼ HC50	63 7/8	1622	15/32	12
9325.....	▼ HC50	32 7/8	835	15/32	12	9640.....	▼ HC50	64 3/8	1635	15/32	12
9330.....	▼ HC50	33 3/8	848	15/32	12	9650.....	▼ HC50	65 3/8	1661	15/32	12
9335.....	▼ HC50	33 7/8	860	15/32	12	9660.....	▼ HC50	66 3/8	1686	15/32	12
9341.....	▼ HC50	34 3/8	873	15/32	12	9670.....	▼ HC50	67 3/8	1711	15/32	12
9345.....	▼ HC50	34 7/8	886	15/32	12	9680.....	▼ HC50	68 3/8	1737	15/32	12
9348M.....	▼ HC50 Modified	35 1/4	895	17/32	13	9690.....	▼ HC50	69 3/8	1762	15/32	12
9350.....	▼ HC50	35 3/8	899	15/32	12	9700.....	▼ HC50	70 3/8	1788	15/32	12
9355.....	▼ HC50	35 7/8	911	15/32	12	9710.....	▼ HC50	71 3/8	1813	15/32	12
9360.....	▼ HC50	36 3/8	924	15/32	12	9720.....	▼ HC50	72 3/8	1838	15/32	12
9361M.....	▼ HC50 Modified	36 1/2	928	19/32	15	9730.....	▼ HC50	73 3/8	1864	15/32	12
9362M.....	▼ HC50 Modified	36 5/8	930	17/32	13	9740.....	▼ HC50	74 3/8	1889	15/32	12
9365.....	▼ HC50	36 7/8	937	15/32	12	9745.....	▼ HC50	74 7/8	1902	15/32	12
9370.....	▼ HC50	37 3/8	949	15/32	12	9755.....	▼ HC50	75 7/8	1927	15/32	12
9375.....	▼ HC50	37 7/8	962	15/32	12	9765.....	▼ HC50	76 7/8	1953	15/32	12
9378.....	▼ HC50	38 1/8	968	15/32	12	9770.....	▼ HC50	77 3/8	1965	15/32	12
9380.....	▼ HC50	38 3/8	975	15/32	12	9775.....	▼ HC50	77 7/8	1978	15/32	12
9385.....	▼ HC50	38 7/8	987	15/32	12	9810.....	▼ HC50	81 3/8	2067	15/32	12
9390.....	▼ HC50	39 3/8	1000	15/32	12	9820.....	▼ HC50	82 3/8	2092	15/32	12
9395.....	▼ HC50	39 7/8	1013	15/32	12	9830.....	▼ HC50	83 3/8	2118	15/32	12
9400.....	▼ HC50	40 3/8	1026	15/32	12	9840.....	▼ HC50	84 3/8	2143	15/32	12
9403.....	▼ HC50	40 5/8	1032	15/32	12	9850.....	▼ HC50	85 3/8	2169	15/32	12

▼ Indicates Notched Belt.

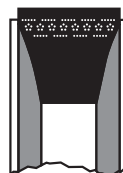
Showing Nominal Belt Top Widths and Outside Lengths with Our Corresponding Belt Numbers

IMPORTANT: Lengths shown (O.C. is Outside Circumference) are obtained by measuring around the outside of the belt. These lengths will not agree exactly with the size significant belt numbering system which is based on the effective length of the belt. Effective length ("engineered" length) cannot be measured in the field because special tools are required.

Automotive Top Widths are the standard sizes defined by the automotive belt industry (SAE J636). Due to manufacturing processes that create "Vertical Flats", the top width of XL and Truck/Bus series V-Belts will not agree with the printed top width dimensions. Top width on this page and on the belt sleeve refers to the pulley groove width and not the actual top width of these belts. A picture of a V-Belt with "Vertical Flats" is shown below. Actual top width of like belt sizes will also vary slightly depending on the manufacturer and belt style.



Competitive V-Belt



Our V-Belts with "Vertical Flats"

Length (in)	Length (mm)	Belt No.	Length (in)	Length (mm)	Belt No.	Length (in)	Length (mm)	Belt No.
1 1/4" (6mm) Top Width (HC25)			13/32" (10mm) Top Width (HC41)			13/32" (10mm) Top Width (HC41)		
26 1/4	665	7261	- Continued			- Continued		
28 3/8	720	7279	27 1/8	688	▼ 7265	47 7/8	1215	▼ 7473
30 1/4	770	7298	27 5/8	701	▼ 7270	48 1/8	1221	▼ 7475
31 1/4	795	7309	28 5/8	726	▼ 7280	48 5/8	1234	▼ 7480
32 1/4	820	7318	29 5/8	751	▼ 7290	48 7/8	1242	▼ 7483
33 1/4	845	7329	29 7/8	758	▼ 7292	49 1/8	1247	▼ 7485
34 1/4	870	7333	30 1/8	764	▼ 7295	49 5/8	1260	▼ 7490
35 1/4	895	7348	30 5/8	777	▼ 7300	50 1/8	1272	▼ 7495
36 1/4	920	7359	31 1/8	792	▼ 7305	50 5/8	1285	▼ 7500
36 3/4	935	7363	31 5/8	802	▼ 7312	51 1/8	1297	▼ 7508
38 1/4	970	7381	32 1/8	815	▼ 7315	51 5/8	1310	▼ 7512
39 1/4	995	7388	32 5/8	828	▼ 7320	52 1/8	1323	▼ 7516
41 1/4	1050	7409	33 1/8	840	▼ 7325	52 5/8	1336	▼ 7520
5/16" (8mm) Top Width (HC31)			33 3/8	847	▼ 7328	53 1/8	1348	▼ 7525
23	585	7228	33 5/8	853	▼ 7330	53 5/8	1361	▼ 7530
23 7/8	605	7234	34 1/8	866	▼ 7335	54 1/8	1374	▼ 7535
27 3/8	690	7274	34 5/8	878	▼ 7340	54 5/8	1386	▼ 7541
30 3/4	780	7304	35 1/8	891	▼ 7345	55 1/8	1399	▼ 7545
32 5/8	830	7324	35 5/8	904	▼ 7350	55 5/8	1412	▼ 7550
33 3/4	855	7334	36 1/8	919	▼ 7355	56 1/8	1425	▼ 7555
34 1/4	870	7343	36 5/8	929	▼ 7360	56 5/8	1437	▼ 7560
36 3/8	925	7362	37 1/8	942	▼ 7365	57 1/8	1450	▼ 7565
37 1/4	945	7369	37 5/8	954	▼ 7370	57 5/8	1464	▼ 7570
37 3/4	960	7374	38 1/8	967	▼ 7375	58 1/8	1476	▼ 7575
38 1/4	970	7379	38 5/8	980	▼ 7380	58 5/8	1488	▼ 7580
38 3/4	985	7384	39 1/8	993	▼ 7385	59 1/8	1501	▼ 7585
39 1/4	995	7389	39 5/8	1005	▼ 7390	59 5/8	1513	▼ 7590
40 3/4	1035	7404	40 1/8	1018	▼ 7395	60 1/8	1526	▼ 7597
42 1/4	1075	7419	40 5/8	1031	▼ 7400	60 5/8	1539	▼ 7603
44 3/4	1135	7444	41 1/8	1044	▼ 7405	61 5/8	1564	▼ 7612
45 1/4	1150	7449	41 5/8	1056	▼ 7410	62 5/8	1590	▼ 7619
46 1/4	1175	7459	42 1/8	1069	▼ 7417	63 1/8	1602	▼ 7625
49 5/8	1260	7496	42 5/8	1082	▼ 7420	63 5/8	1615	▼ 7630
13/32" (10mm) Top Width (HC38 Mod)			43 1/8	1095	▼ 7425	64 5/8	1640	▼ 7640
45 1/4	1149	⊗ 7447M	43 5/8	1107	▼ 7430	65 5/8	1666	▼ 7650
13/32" (10mm) Top Width (HC41)			44 1/8	1120	▼ 7435	66 5/8	1691	▼ 7660
21 1/4	540	▼ 7208	44 5/8	1132	▼ 7440	67 1/8	1704	▼ 7665
22 1/8	561	▼ 7215	45 1/8	1145	▼ 7445	67 5/8	1717	▼ 7673
24 5/8	624	▼ 7240	45 3/8	1151	▼ 7448	68 5/8	1742	▼ 7680
25 5/8	650	▼ 7250	45 5/8	1158	▼ 7450	70 1/8	1780	▼ 7695
26 1/8	663	▼ 7255	45 7/8	1164	▼ 7453	72 1/8	1831	▼ 7715
26 5/8	675	▼ 7260	46 1/8	1171	▼ 7455	73 5/8	1869	▼ 7730
			46 5/8	1183	▼ 7460	74 5/8	1894	▼ 7743
			47 1/8	1196	▼ 7465	76 5/8	1945	▼ 7760
			47 5/8	1209	▼ 7470	78 1/8	1983	▼ 7775

▼ Indicates Notched Belt. ⊗ Set of 2 Belts.

XL® Belts - Listed by Size

Length (in)	Length (mm)	Belt No.	Length (in)	Length (mm)	Belt No.	Length (in)	Length (mm)	Belt No.
15/32" (12mm) Top Width (HC50)			15/32" (12mm) Top Width (HC50)			15/32" (12mm) Top Width (HC50)		
			- Continued			- Continued		
24 7/8	632	▼ 9245	43 7/8	1114	▼ 9435	63 7/8	1622	▼ 9635
25 7/8	657	▼ 9255	44 3/8	1127	▼ 9440	64 3/8	1635	▼ 9640
26 3/8	670	▼ 9260	44 7/8	1140	▼ 9447	65 3/8	1661	▼ 9650
26 7/8	683	▼ 9265	45 3/8	1153	▼ 9451	66 3/8	1686	▼ 9660
27 3/8	695	▼ 9270	45 7/8	1165	▼ 9455	67 3/8	1711	▼ 9670
28 1/4	718	▼ 9279	46 3/8	1178	▼ 9463	68 3/8	1737	▼ 9680
29 3/8	746	▼ 9290	46 7/8	1191	▼ 9465	69 3/8	1762	▼ 9690
29 7/8	759	▼ 9295	47 3/8	1203	▼ 9470	70 3/8	1788	▼ 9700
30 3/8	772	▼ 9300	47 7/8	1216	▼ 9476	71 3/8	1813	▼ 9710
30 7/8	784	▼ 9305	48 3/8	1229	▼ 9480	72 3/8	1838	▼ 9720
31 3/8	797	▼ 9309	48 7/8	1241	▼ 9485	73 3/8	1864	▼ 9730
31 7/8	809	▼ 9313	49 3/8	1254	▼ 9490	74 3/8	1889	▼ 9740
32 3/8	822	▼ 9319	49 7/8	1267	▼ 9495	74 7/8	1902	▼ 9745
32 7/8	835	▼ 9325	50 3/8	1280	▼ 9500	75 7/8	1927	▼ 9755
33 3/8	848	▼ 9330	50 7/8	1292	▼ 9505	76 7/8	1953	▼ 9765
33 7/8	860	▼ 9335	51 3/8	1305	▼ 9510	77 3/8	1965	▼ 9770
34 3/8	873	▼ 9341	52 3/8	1330	▼ 9520	77 7/8	1978	▼ 9775
34 7/8	886	▼ 9345	52 7/8	1343	▼ 9525	81 3/8	2067	▼ 9810
35 3/8	899	▼ 9350	53 3/8	1356	▼ 9530	82 3/8	2092	▼ 9820
35 7/8	911	▼ 9355	54 3/8	1381	▼ 9540	83 3/8	2118	▼ 9830
36 3/8	924	▼ 9360	54 7/8	1394	▼ 9545	84 3/8	2143	▼ 9840
36 7/8	937	▼ 9365	55 3/8	1407	▼ 9550	85 3/8	2169	▼ 9850
37 3/8	949	▼ 9370	55 7/8	1418	▼ 9555	17/32" (13mm) Top Width (HC50 Mod)		
37 7/8	962	▼ 9375	56 3/8	1432	▼ 9560	35 1/4	895	▼ 9348M
38 1/8	968	▼ 9378	56 7/8	1445	▼ 9565	36 5/8	930	▼ 9362M
38 3/8	975	▼ 9380	57 3/8	1457	▼ 9570	45 5/8	1158	▼ 9452M
38 7/8	987	▼ 9385	58 3/8	1483	▼ 9580	45 3/4	1161	▼ 9453M
39 3/8	1000	▼ 9390	58 7/8	1495	▼ 9585	55 1/2	1411	▼ 9551M
39 7/8	1013	▼ 9395	59 3/8	1508	▼ 9590	19/32" (15mm) Top Width (HC50 Mod)		
40 3/8	1026	▼ 9400	60 3/8	1534	▼ 9600	36 1/2	928	▼ 9361M
40 5/8	1032	▼ 9403	60 7/8	1546	▼ 9605	49 5/8	1259	▼ 9492M
40 7/8	1038	▼ 9405	61 3/8	1559	▼ 9610			
41 3/8	1051	▼ 9412	62 3/8	1584	▼ 9620			
41 7/8	1064	▼ 9415	62 7/8	1597	▼ 9625			
42 3/8	1076	▼ 9420	63 3/8	1610	▼ 9630			
42 7/8	1089	▼ 9425						
43 3/8	1102	▼ 9430						

▼ Indicates Notched Belt

Showing Belt Numbers with Corresponding Nominal Outside Lengths and Top Widths

IMPORTANT: Lengths shown (O.C. is Outside Circumference) are obtained by measuring around the outside of the belt. These lengths will not agree exactly with the size significant belt numbering system which is based on the effective length of the belt. Effective length ("engineered" length) cannot be measured in the field because special tools are required.

Automotive Top Widths are the standard sizes defined by the automotive belt industry (SAE J636). Due to manufacturing processes that create "Vertical Flats", the top width of XL and Truck/Bus series V-Belts will not agree with the printed top width dimensions. Top width on this page and on the belt sleeve refers to the pulley groove width and not the actual top width of these belts. A picture of a V-Belt with "Vertical Flats" is shown below. Actual top width of like belt sizes will also vary slightly depending on the manufacturer and belt style.



Competitive V-Belt



Our V-Belts with "Vertical Flats"

Belt No.	Length (in)	Length (mm)	Top Width (in)	Top Width (mm)	Belt No.	Length (in)	Length (mm)	Top Width (in)	Top Width (mm)
TR20412	41 5/8	1057	19/32	15	TR22664	67	1703	19/32	15
TR20426	43	1092	19/32	15	TR22676	68	1728	19/32	15
TR20451	45 1/2	1155	19/32	15	TR22692	69 3/4	1773	19/32	15
TR20544	54 3/4	1390	19/32	15	TR22711	71 5/8	1819	19/32	15
TR20619	62 3/8	1585	19/32	15	TR22720	72 5/8	1844	19/32	15
TR22299	30 1/2	774	19/32	15	TR22752	75 3/4	1924	19/32	15
TR22322	32 3/4	833	19/32	15	TR22770	77 5/8	1971	19/32	15
TR22329	33 1/2	850	19/32	15	TR22792	79 5/8	2021	19/32	15
TR22336	34 1/8	868	19/32	15	TR24281	28 5/8	728	21/32	17
TR22344	34 7/8	886	19/32	15	TR24308	31 1/2	799	21/32	17
TR22350	35 5/8	906	19/32	15	TR24315	32	812	21/32	17
TR22358	36 1/2	926	19/32	15	TR24355	36 1/8	918	21/32	17
TR22363	36 7/8	937	19/32	15	TR24365	37 1/8	943	21/32	17
TR22373	38	964	19/32	15	TR24379	38 1/2	978	21/32	17
TR22380	38 5/8	980	19/32	15	TR24400	40 5/8	1032	21/32	17
TR22386	39 1/8	993	19/32	15	TR24403	40 3/4	1036	21/32	17
TR22392	39 3/4	1010	19/32	15	TR24407	41 1/4	1047	3/4	19
TR22397	40 1/4	1022	19/32	15	TR24414	42	1067	21/32	17
TR22401	40 5/8	1031	19/32	15	TR24424	42 7/8	1090	21/32	17
TR22405	41 1/8	1045	19/32	15	TR24438	44 3/8	1126	21/32	17
TR22410	41 5/8	1056	19/32	15	TR24449	45 5/8	1158	21/32	17
TR22416	42 1/4	1073	19/32	15	TR24457	46 1/4	1174	21/32	17
TR22425	43 1/8	1095	19/32	15	TR24461	46 5/8	1183	3/4	19
TR22434	44	1117	19/32	15	TR24465	47	1195	21/32	17
TR22443	44 7/8	1139	19/32	15	TR24476	48 1/4	1225	21/32	17
TR22448	45 3/8	1151	19/32	15	TR24489	49 3/8	1255	21/32	17
TR22455	46 1/8	1171	19/32	15	TR24500	50 5/8	1285	21/32	17
TR22461	46 5/8	1185	19/32	15	TR24515	52	1320	21/32	17
TR22474	47 7/8	1218	19/32	15	TR24530	53 5/8	1362	21/32	17
TR22485	49 1/8	1247	19/32	15	TR24538	54 3/8	1380	21/32	17
TR22495	50 1/8	1273	19/32	15	TR24562	56 5/8	1438	21/32	17
TR22508	51 3/8	1306	19/32	15	TR24578	58 1/4	1480	21/32	17
TR22514	52	1320	19/32	15	TR24597	60 1/4	1530	21/32	17
TR22517	52 1/2	1334	19/32	15	TR24607	61 3/8	1560	21/32	17
TR22525	53 1/8	1349	19/32	15	TR24619	62 1/2	1589	21/32	17
TR22534	53 7/8	1369	19/32	15	TR24638	64 1/4	1631	21/32	17
TR22545	55 1/8	1399	19/32	15	TR24647	65 1/4	1658	21/32	17
TR22553	55 7/8	1420	19/32	15	TR24664	67	1702	21/32	17
TR22570	57 5/8	1462	19/32	15	TR24688	69 1/4	1759	21/32	17
TR22578	58 1/4	1479	19/32	15	TR24709	71 1/4	1810	21/32	17
TR22588	59 3/8	1509	19/32	15	TR26341	34 5/8	879	23/32	18
TR22607	61 1/4	1556	19/32	15	TR26353	36	913	23/32	18
TR22625	63 1/8	1602	19/32	15	TR26366	37 1/8	945	25/32	20
TR22635	64 1/8	1627	19/32	15	TR28333	33 7/8	859	25/32	20
TR22648	65 1/4	1658	19/32	15	TR28346	35 1/8	892	25/32	20
TR22657	66 1/4	1682	19/32	15	TR28376	38 1/4	971	25/32	20

All Green Stripe® Truck and Bus V-Belts are Notched.

Green Stripe® Truck and Bus V-Belts - Listed by Number

Belt No.	Length (in)	Length (mm)	Top Width (in)	Top Width (mm)	Belt No.	Length (in)	Length (mm)	Top Width (in)	Top Width (mm)
TR28386	39 1/4	996	25/32	20	TR28706	71 1/8	1807	25/32	20
TR28390	39 5/8	1007	25/32	20	TR28733	73 7/8	1875	25/32	20
TR28400	40 5/8	1032	25/32	20	TR28743	75	1905	25/32	20
TR28406	41 1/8	1046	25/32	20	TR28786	79 1/8	2009	25/32	20
TR28412	41 7/8	1062	25/32	20	TR30408	41 1/2	1054	7/8	22
TR28423	42 7/8	1088	25/32	20	TR30428	43 1/2	1104	7/8	22
TR28429	43 1/2	1105	25/32	20	TR30448	45 3/8	1152	7/8	22
TR28437	44 1/4	1125	25/32	20	TR30467	47 1/4	1201	7/8	22
TR28445	45 1/8	1145	25/32	20	TR30484	49	1244	7/8	22
TR28454	45 7/8	1166	25/32	20	TR30506	51 1/8	1299	7/8	22
TR28463	46 7/8	1190	25/32	20	TR30537	54 1/8	1375	7/8	22
TR28473	47 7/8	1216	25/32	20	TR30543	54 7/8	1393	7/8	22
TR28480	48 5/8	1235	25/32	20	TR30589	59 1/2	1510	7/8	22
TR28483	48 7/8	1240	25/32	20	TR30624	62 7/8	1599	7/8	22
TR28492	49 7/8	1267	25/32	20	TR30652	65 3/4	1671	7/8	22
TR28498	50 1/4	1277	25/32	20	TR30672	67 3/4	1721	7/8	22
TR28501	50 7/8	1291	25/32	20	TR30698	70 3/8	1788	7/8	22
TR28510	51 5/8	1311	25/32	20	TR30710	71 5/8	1818	7/8	22
TR28514	52	1320	25/32	20	TR30722	72 3/4	1849	7/8	22
TR28522	52 7/8	1342	25/32	20	TR30754	75 3/4	1925	7/8	22
TR28545	55 1/8	1401	25/32	20	TR30770	77	1955	7/8	22
TR28550	55 5/8	1413	25/32	20	TR30808	81 1/4	2065	7/8	22
TR28557	56 1/4	1430	25/32	20	TR32491	49 3/4	1265	29/32	23
TR28565	57 1/8	1451	25/32	20	TR32513	51 7/8	1317	29/32	23
TR28570	57 5/8	1464	25/32	20	TR32571	57 5/8	1465	29/32	23
TR28575	58 1/8	1477	25/32	20	TR34435	43 7/8	1115	1	25
TR28583	58 7/8	1495	25/32	20	TR34456	46 1/8	1172	1	25
TR28596	60 1/4	1530	25/32	20	TR34467	47 1/4	1199	1	25
TR28616	62 1/4	1580	25/32	20	TR34495	49 7/8	1265	1	25
TR28628	63 3/8	1609	25/32	20	TR34506	51 1/8	1300	1	25
TR28649	65 1/2	1663	25/32	20	TR34545	55	1395	1	25
TR28657	66 1/4	1684	25/32	20	TR34604	61 1/8	1553	1	25
TR28666	67 1/4	1710	25/32	20	TR34700	70 5/8	1793	1	25
TR28680	68 5/8	1744	25/32	20	TR34711	71 5/8	1820	1	25
TR28693	69 7/8	1775	25/32	20	TR34771	77 3/4	1975	1	25

All Green Stripe® Truck and Bus V-Belts are Notched.

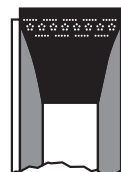
Showing Nominal Belt Top Widths and Outside Lengths with Our Corresponding Belt Numbers

IMPORTANT: Lengths shown (O.C. is Outside Circumference) are obtained by measuring around the outside of the belt. These lengths will not agree exactly with the size significant belt numbering system which is based on the effective length of the belt. Effective length ("engineered" length) cannot be measured in the field because special tools are required.

Automotive Top Widths are the standard sizes defined by the automotive belt industry (SAE J636). Due to manufacturing processes that create "Vertical Flats", the top width of XL and Truck/Bus series V-Belts will not agree with the printed top width dimensions. Top width on this page and on the belt sleeve refers to the pulley groove width and not the actual top width of these belts. A picture of a V-Belt with "Vertical Flats" is shown below. Actual top width of like belt sizes will also vary slightly depending on the manufacturer and belt style.



Competitive V-Belt



Our V-Belts with "Vertical Flats"

Length (in)	Length (mm)	Belt No.	Length (in)	Length (mm)	Belt No.	Length (in)	Length (mm)	Belt No.
19/32" (15mm) Top Width			19/32" (15mm) Top Width			3/4" (19mm) Top Width		
30 1/2	774	TR22299	- Continued			41 1/4	1047	TR24407
32 3/4	833	TR22322	69 3/4	1773	TR22692	46 5/8	1183	TR24461
33 1/2	850	TR22329	71 5/8	1819	TR22711	25/32" (20mm) Top Width		
34 1/8	868	TR22336	72 5/8	1844	TR22720	33 7/8	859	TR28333
34 7/8	886	TR22344	75 3/4	1924	TR22752	35 1/8	892	TR28346
35 5/8	906	TR22350	77 5/8	1971	TR22770	37 1/8	945	TR26366
36 1/2	926	TR22358	79 5/8	2021	TR22792	38 1/4	971	TR28376
36 7/8	937	TR22363	21/32" (17mm) Top Width			39 1/4	996	TR28386
38	964	TR22373	28 5/8	728	TR24281	39 5/8	1007	TR28390
38 5/8	980	TR22380	31 1/2	799	TR24308	40 5/8	1032	TR28400
39 1/8	993	TR22386	32	812	TR24315	41 1/8	1046	TR28406
39 3/4	1010	TR22392	36 1/8	918	TR24355	41 7/8	1062	TR28412
40 1/4	1022	TR22397	37 1/8	943	TR24365	42 7/8	1088	TR28423
40 5/8	1031	TR22401	38 1/2	978	TR24379	43 1/2	1105	TR28429
41 1/8	1045	TR22405	40 5/8	1032	TR24400	44 1/4	1125	TR28437
41 5/8	1056	TR22410	40 3/4	1036	TR24403	45 1/8	1145	TR28445
41 5/8	1057	TR20412	42	1067	TR24414	45 7/8	1166	TR28454
42 1/4	1073	TR22416	42 7/8	1090	TR24424	46 7/8	1190	TR28463
43	1092	TR20426	44 3/8	1126	TR24438	47 7/8	1216	TR28473
43 1/8	1095	TR22425	45 5/8	1158	TR24449	48 5/8	1235	TR28480
44	1117	TR22434	46 1/4	1174	TR24457	48 7/8	1240	TR28483
44 7/8	1139	TR22443	47	1195	TR24465	49 7/8	1267	TR28492
45 3/8	1151	TR22448	48 1/4	1225	TR24476	50 1/4	1277	TR28498
45 1/2	1155	TR20451	49 3/8	1255	TR24489	50 7/8	1291	TR28501
46 1/8	1171	TR22455	50 5/8	1285	TR24500	51 5/8	1311	TR28510
46 5/8	1185	TR22461	52	1320	TR24515	52	1320	TR28514
47 7/8	1218	TR22474	53 5/8	1362	TR24530	52 7/8	1342	TR28522
49 1/8	1247	TR22485	54 3/8	1380	TR24538	55 1/8	1401	TR28545
50 1/8	1273	TR22495	56 5/8	1438	TR24562	55 5/8	1413	TR28550
51 3/8	1306	TR22508	58 1/4	1480	TR24578	56 1/4	1430	TR28557
52	1320	TR22514	60 1/4	1530	TR24597	57 1/8	1451	TR28565
52 1/2	1334	TR22517	61 3/8	1560	TR24607	57 5/8	1464	TR28570
53 1/8	1349	TR22525	62 1/2	1589	TR24619	58 1/8	1477	TR28575
53 7/8	1369	TR22534	64 1/4	1631	TR24638	58 7/8	1495	TR28583
54 3/4	1390	TR20544	65 1/4	1658	TR24647	60 1/4	1530	TR28596
55 1/8	1399	TR22545	67	1702	TR24664	62 1/4	1580	TR28616
55 7/8	1420	TR22553	69 1/4	1759	TR24688	63 3/8	1609	TR28628
57 5/8	1462	TR22570	71 1/4	1810	TR24709	65 1/2	1663	TR28649
58 1/4	1479	TR22578	23/32" (18mm) Top Width			66 1/4	1684	TR28657
59 3/8	1509	TR22588	34 5/8	879	TR26341	67 1/4	1710	TR28666
61 1/4	1556	TR22607	36	913	TR26353	68 5/8	1744	TR28680
62 3/8	1585	TR20619				69 7/8	1775	TR28693
63 1/8	1602	TR22625				71 1/8	1807	TR28706
64 1/8	1627	TR22635				73 7/8	1875	TR28733
65 1/4	1658	TR22648				75	1905	TR28743
66 1/4	1682	TR22657				79 1/8	2009	TR28786
67	1703	TR22664						
68	1728	TR22676						

All Green Stripe® Truck and Bus V-Belts are Notched.

Green Stripe® Truck and Bus V-Belts - Listed by Size

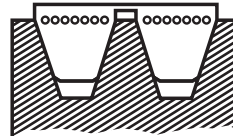
Length (in)	Length (mm)	Belt No.	Length (in)	Length (mm)	Belt No.	Length (in)	Length (mm)	Belt No.
7/8" (22mm) Top Width			7/8" (22mm) Top Width - Continued			1" (25mm) Top Width		
41 1/2	1054	TR30408	71 5/8	1818	TR30710	43 7/8	1115	TR34435
43 1/2	1104	TR30428	72 3/4	1849	TR30722	46 1/8	1172	TR34456
45 3/8	1152	TR30448	75 3/4	1925	TR30754	47 1/4	1199	TR34467
47 1/4	1201	TR30467	77	1955	TR30770	49 7/8	1265	TR34495
49	1244	TR30484	81 1/4	2065	TR30808	51 1/8	1300	TR34506
51 1/8	1299	TR30506				55	1395	TR34545
54 1/8	1375	TR30537	29/32" (23mm) Top Width			61 1/8	1553	TR34604
54 7/8	1393	TR30543	49 3/4	1265	TR32491	70 5/8	1793	TR34700
59 1/2	1510	TR30589	51 7/8	1317	TR32513	71 5/8	1820	TR34711
62 7/8	1599	TR30624	57 5/8	1465	TR32571	77 3/4	1975	TR34771
65 3/4	1671	TR30652						
67 3/4	1721	TR30672						
70 3/8	1788	TR30698						

All Green Stripe® Truck and Bus V-Belts are Notched.

Showing Belt Numbers with Corresponding Nominal Outside Lengths & Top Widths Per Strand

IMPORTANT: Lengths shown (O.C. is Outside Circumference) are obtained by measuring around the outside of the belt. These lengths will not agree exactly with the size significant belt numbering system which is based on the effective length of the belt. Effective length ("engineered" length) cannot be measured in the field because special tools are required.

Automotive Top Widths are the standard sizes defined by the automotive belt industry (SAE J636). Due to manufacturing processes that create "Vertical Flats", the top width of XL and Truck/Bus series V-Belts will not agree with the printed top width dimensions. Top width on this page and on the belt sleeve refers to the pulley groove width and not the actual top width of these belts. A picture of a V-Belt with "Vertical Flats" is shown below. Actual top width of like belt sizes will also vary slightly depending on the manufacturer and belt style.

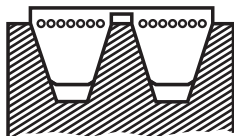


Belt No.	Length (in)	Length (mm)	Top Width Per Strand (in)	Top Width Per Strand (mm)	Template Color	Belt No.	Length (in)	Length (mm)	Top Width Per Strand (in)	Top Width Per Strand (mm)	Template Color
2/9305PB.....	31 1/2	799	1/2	13	Yellow	2/9650PB.....	65 7/8	1673	1/2	13	Yellow
2/9313PB.....	32 1/8	817	1/2	13	Yellow	2/9660PB.....	66 7/8	1698	1/2	13	Yellow
2/9325PB.....	33 1/2	852	1/2	13	Yellow	2/9670PB.....	67 3/8	1710	1/2	13	Yellow
2/9430PB.....	43 7/8	1116	1/2	13	Yellow	2/9690PB.....	70	1778	1/2	13	Yellow
2/9435PB.....	44 3/8	1128	1/2	13	Yellow	2/9700PB.....	70 7/8	1800	1/2	13	Yellow
2/9447PB.....	45 3/8	1154	1/2	13	Yellow	2/9710PB.....	71 7/8	1825	1/2	13	Yellow
2/9451PB.....	45 7/8	1164	1/2	13	Yellow	2/9720PB.....	72 7/8	1850	1/2	13	Yellow
2/9463PB.....	47	1195	1/2	13	Yellow	2/9730PB.....	74	1879	1/2	13	Yellow
2/9470PB.....	47 7/8	1217	1/2	13	Yellow	2/TR22517PB.....	52 1/2	1330	11/16	13	Green
2/9476PB.....	48 3/8	1230	1/2	13	Yellow	2/TR22553PB.....	56 1/4	1430	11/16	13	Green
2/9485FPB.....	49 5/8	1259	1/2	13	Pink	2/TR22570PB.....	58	1472	11/16	13	Green
2/9490PB.....	50	1270	1/2	13	Yellow	2/TR28400PB.....	41	1041	7/8	22	Red
2/9500PB.....	50 3/4	1290	1/2	13	Yellow	2/TR28411PB.....	41 3/4	1061	7/8	22	Red
2/9510PB.....	52	1321	1/2	13	Yellow	2/TR28429PB.....	44 1/8	1120	7/8	22	Red
2/9520PB.....	53	1346	1/2	13	Yellow	2/TR28437PB.....	44 1/4	1125	7/8	22	Red
2/9530PB.....	54	1373	1/2	13	Yellow	2/TR28466PB.....	47 1/8	1198	7/8	22	Red
2/9540PB.....	54 3/4	1390	1/2	13	Yellow	2/TR28473PB.....	48 1/4	1226	7/8	22	Red
2/9545PB.....	55 3/8	1405	1/2	13	Yellow	2/TR28480PB.....	49	1244	7/8	22	Red
2/9550PB.....	56	1424	1/2	13	Yellow	2/TR28483PB.....	49 1/8	1248	7/8	22	Red
2/9555PB.....	56 1/2	1435	1/2	13	Yellow	2/TR28492PB.....	50 3/8	1279	7/8	22	Red
2/9570PB.....	58	1474	1/2	13	Yellow	2/TR28501PB.....	51 1/8	1299	7/8	22	Red
2/9580PB.....	58	1473	1/2	13	Yellow	2/TR28510PB.....	51 5/8	1310	7/8	22	Red
2/9590PB.....	59 7/8	1521	1/2	13	Yellow	3/9470PB.....	47 7/8	1217	1/2	13	N/A
2/9600PB.....	60 5/8	1540	1/2	13	Yellow	3/9500PB.....	50 5/8	1286	1/2	13	N/A
2/9610PB.....	61 7/8	1571	1/2	13	Yellow	3/9525PB.....	53 1/4	1354	1/2	13	N/A
2/9640PB.....	64 3/8	1635	1/2	13	Yellow	3/9530PB.....	54	1372	1/2	13	N/A

Showing Nominal Belt Top Widths Per Strand & Outside Lengths with Our Corresponding Belt Numbers

IMPORTANT: Lengths shown (O.C. is Outside Circumference) are obtained by measuring around the outside of the belt. These lengths will not agree exactly with the size significant belt numbering system which is based on the effective length of the belt. Effective length ("engineered" length) cannot be measured in the field because special tools are required.

Automotive Top Widths are the standard sizes defined by the automotive belt industry (SAE J636). Due to manufacturing processes that create "Vertical Flats", the top width of XL and Truck/Bus series V-Belts will not agree with the printed top width dimensions. Top width on this page and on the belt sleeve refers to the pulley groove width and not the actual top width of these belts. A picture of a V-Belt with "Vertical Flats" is shown below. Actual top width of like belt sizes will also vary slightly depending on the manufacturer and belt style.



Length (in)	Length (mm)	Template Color	Belt No.	Length (in)	Length (mm)	Template Color	Belt No.	Length (in)	Length (mm)	Template Color	Belt No.
1/2" (13mm) Top Width Per Strand				1/2" (13mm) Top Width Per Strand				11/16" (17mm) Top Width Per Strand			
31 1/2	799	Yellow	2/9325PB	- Continued				52 1/2	1330	Green	2/TR22517PB
32 1/8	817	Yellow	2/9325PB	54 3/4	1390	Yellow	2/9325PB	56 1/4	1430	Green	2/TR22553PB
33 1/2	852	Yellow	2/9325PB	55 3/8	1405	Yellow	2/9325PB	58	1472	Green	2/TR22570PB
43 7/8	1116	Yellow	2/9325PB	56	1424	Yellow	2/9325PB	7/8" (22mm) Top Width Per Strand			
44 3/8	1128	Yellow	2/9325PB	56 1/2	1435	Yellow	2/9325PB	41	1041	Red	2/TR28400PB
45 3/8	1154	Yellow	2/9325PB	58	1474	Yellow	2/9325PB	41 3/4	1061	Red	2/TR28411PB
45 7/8	1164	Yellow	2/9325PB	58	1473	Yellow	2/9325PB	44 1/8	1120	Red	2/TR28429PB
47	1195	Yellow	2/9325PB	59 7/8	1521	Yellow	2/9325PB	44 1/4	1125	Red	2/TR28437PB
47 7/8	1217	Yellow	2/9325PB	60 5/8	1540	Yellow	2/9325PB	47 1/8	1198	Red	2/TR28466PB
47 7/8	1217	N/A	3/9470PB	61 7/8	1571	Yellow	2/9325PB	48 1/4	1226	Red	2/TR28473PB
48 3/8	1230	Yellow	2/9325PB	64 3/8	1635	Yellow	2/9325PB	49	1244	Red	2/TR28480PB
49 5/8	1259	Pink	2/9325PB	65 7/8	1673	Yellow	2/9325PB	49 1/8	1248	Red	2/TR28483PB
50	1270	Yellow	2/9325PB	66 7/8	1698	Yellow	2/9325PB	50 3/8	1279	Red	2/TR28492PB
50 5/8	1286	N/A	3/9500PB	67 3/8	1710	Yellow	2/9325PB	51 1/8	1299	Red	2/TR28501PB
50 3/4	1290	Yellow	2/9325PB	70	1778	Yellow	2/9325PB	51 5/8	1310	Red	2/TR28510PB
52	1321	Yellow	2/9325PB	70 7/8	1800	Yellow	2/9325PB				
53	1346	Yellow	2/9325PB	71 7/8	1825	Yellow	2/9325PB				
53 1/4	1354	N/A	3/9525PB	72 7/8	1850	Yellow	2/9325PB				
54	1373	Yellow	2/9325PB	74	1879	Yellow	2/9325PB				
54	1372	N/A	3/9530PB								

Showing Hi-Power® II Belts with Corresponding Top Widths and Nominal Outside Lengths

PLEASE NOTE: V-Belt drives which use the belt as a clutch requires special consideration because the heat generated by belt slip (during engagement and disengagement) on some clutching applications can cause the V-Belt tensile materials in the belts listed below to shrink in length. The shrinkage may cause a belt, which is already engaged and driving, to not de-clutch, or a de-clutched belt may engage itself and start driving the machine unexpectedly. Depending on the machine and circumstances, either situation could prove dangerous to the machine operator or bystanders.

Belts especially designed to minimize or eliminate heat shrinkage may be required.

IMPORTANT: The outside length is determined by placing a steel tape around the outside of the belt. This method should be used because it is the one most commonly used by Dealers and Jobbers when measuring a belt.

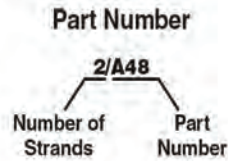


Belt No.	Length (in)	Belt No.	Length (in)	Belt No.	Length (in)	Belt No.	Length (in)	Belt No.	Length (in)
A Section		A Section - Cont.		A Section - Cont.		B Section - Cont.		B Section - Cont.	
A24.....	26	A67.....	69	A115.....	117	B53.....	56	B97.....	100
A25.....	27	A68.....	70	A116.....	118	B54.....	57	B98.....	101
A26.....	28	A69.....	71	A117.....	119	B55.....	58	B99.....	102
A27.....	29	A70.....	72	A118.....	120	B56.....	59	B100.....	103
A28.....	30	A71.....	73	A120.....	122	B57.....	60	BP100 (Aramid).....	103
A29.....	31	A72.....	74	A124.....	126	B58.....	61	B101.....	104
A29.8.....	31 13/16	A73.....	75	A128.....	130	B59.....	62	B102.....	105
A30.....	32	A74.....	76	A130.....	132	B60.....	63	B103.....	106
A31.....	33	A75.....	77	A132.....	134	B61.....	64	B104.....	107
A32.....	34	A76.....	78	A133.....	135	B62.....	65	B105.....	108
A33.....	35	A77.....	79	A134.....	136	B63.....	66	B106.....	109
A34.....	36	A78.....	80	A136.....	138	B64.....	67	B107.....	110
A35.....	37	A79.....	81	A140.....	142	B65.....	68	B108.....	111
A36.....	38	A80.....	82	A144.....	146	B66.....	69	BP108 (Aramid).....	111
A37.....	39	A81.....	83	A148.....	150	B67.....	70	B109.....	112
A38.....	40	A82.....	84	A158.....	160	B68.....	71	B110.....	113
A39.....	41	A83.....	85	A173.....	175	B69.....	72	B111.....	114
A40.....	42	A84.....	86	A180.....	182	B70.....	73	B112.....	115
A41.....	43	A85.....	87	B Section		B71.....	74	B113.....	116
A42.....	44	A86.....	88	B28.....	31	B72.....	75	B114.....	117
A43.....	45	A87.....	89	B29.....	32	B73.....	76	B115.....	118
A44.....	46	A88.....	90	B30.....	33	B74.....	77	B116.....	119
A45.....	47	A89.....	91	B31.....	34	B75.....	78	B117.....	120
A46.....	48	A90.....	92	B32.....	35	B76.....	79	B118.....	121
A47.....	49	A91.....	93	B33.....	36	B77.....	80	B119.....	122
A48.....	50	A92.....	94	B34.....	37	B78.....	81	B120.....	123
A49.....	51	A93.....	95	B35.....	38	B79.....	82	B121.....	124
A50.....	52	A94.....	96	B36.....	39	B80.....	83	B122.....	125
A51.....	53	A95.....	97	B37.....	40	B81.....	84	B123.....	126
A52.....	54	A96.....	98	B38.....	41	B82.....	85	B124.....	127
A53.....	55	A97.....	99	B39.....	42	B83.....	86	B125.....	128
A54.....	56	A98.....	100	B40.....	43	B84.....	87	B126.....	129
A55.....	57	A99.....	101	B41.....	44	B85.....	88	B127.....	130
A56.....	58	A100.....	102	B42.....	45	B86.....	89	B128.....	131
A57.....	59	A101.....	103	B43.....	46	B87.....	90	B129.....	132
A58.....	60	A102.....	104	B44.....	47	B88.....	91	B130.....	133
A59.....	61	A103.....	105	B45.....	48	B89.....	92	B131.....	134
A60.....	62	A105.....	107	B46.....	49	B90.....	93	B132.....	135
A61.....	63	A106.....	108	B47.....	50	B91.....	94	B133.....	136
A62.....	64	A107.....	109	B48.....	51	B92.....	95	B134.....	137
A63.....	65	A108.....	110	B49.....	52	B93.....	96	B135.....	138
A64.....	66	A110.....	112	B50.....	53	B94.....	97	B136.....	139
AP64 (Aramid).....	66	A112.....	114	B51.....	54	B95.....	98	B137.....	140
A65.....	67	A113.....	115	B52.....	55	BP95 (Aramid).....	98	B138.....	141
A66.....	68	A114.....	116			B96.....	99	B139.....	142
								B140.....	143
								B141.....	144
								B142.....	145
								B143.....	146
								B144.....	147
								B145.....	148
								B146.....	149

Hi-Power® II V-Belts - Listed by Number

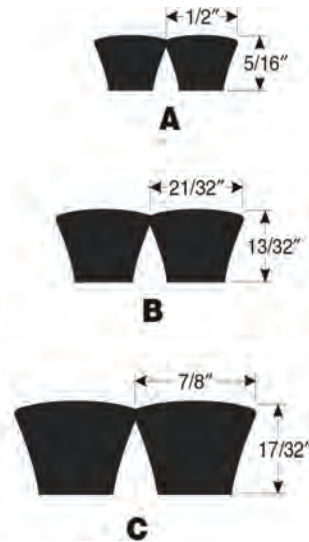
Belt No.	Length (in)	Belt No.	Length (in)	Belt No.	Length (in)	Belt No.	Length (in)	Belt No.	Length (in)
B Section - Cont.		C Section - Cont.		C Section - Cont.		C Section - Cont.		D Section - Cont.	
B147.....	150	C53.....	57	C101.....	105	C195.....	199	D270.....	273
B148.....	151	C54.....	58	C103.....	107	C210.....	214	D285.....	288
B150.....	153	C55.....	59	C105.....	109	C225.....	227	D300.....	303
B152.....	155	C57.....	61	CP105 (Aramid).....	109	C240.....	242	D315.....	318
B154.....	157	C60.....	64	C106.....	110	C255.....	257	D330.....	333
B156.....	159	C62.....	66	C107.....	111	C270.....	272	D345.....	348
B158.....	161	C63.....	67	C108.....	112	C285.....	287	D360.....	363
B162.....	165	C65.....	69	C109.....	113	C300.....	302	D390.....	393
B166.....	169	C67.....	71	C110.....	114	C315.....	317	D420.....	423
B168.....	171	C68.....	72	C111.....	115	C330.....	332	D450.....	453
B173.....	176	C70.....	74	C112.....	116	C345.....	347	D480.....	483
B180.....	183	C71.....	75	C115.....	119	C360.....	362	D540.....	543
B188.....	191	C72.....	76	C116.....	120	C390.....	392	D600.....	603
B190.....	193	C73.....	77	C120.....	124	C420.....	422	D660.....	663
B192.....	195	C75.....	79	C122.....	126				
B195.....	198	C78.....	82	C124.....	128	D Section		E Section	
B199.....	202	C79.....	83	C126.....	130	D100.....	105	E180.....	187
B205.....	208	C80.....	84	C128.....	132	D105.....	110	E195.....	202
B210.....	213	C81.....	85	C130.....	134	D112.....	117	E210.....	217
B225.....	226	C83.....	87	C136.....	140	D120.....	125	E240.....	244
B230.....	231	C84.....	88	C140.....	144	D128.....	133	E270.....	274
B240.....	241	C85.....	89	C144.....	148	D136.....	141	E300.....	304
B255.....	256	C86.....	90	C148.....	152	D144.....	149	E330.....	334
B270.....	271	C87.....	91	C150.....	154	D158.....	163	E360.....	364
B285.....	286	C90.....	94	C151.....	155	D162.....	167	E390.....	394
B300.....	301	C92.....	96	C152.....	156 3/4	D173.....	178	E420.....	424
B315.....	316	C93.....	97	C156.....	160	D180.....	185	E480.....	484
		C95.....	99	C158.....	162	D195.....	200	E540.....	544
		C96.....	100	C162.....	166	D210.....	215	E600.....	604
		C97.....	101	C170.....	174	D225.....	228	E660.....	664
		C98.....	102	C173.....	177	D240.....	243		
		C99.....	103	C180.....	184	D255.....	258		
		C100.....	104	C190.....	194				
C Section									
C48.....	52								
C50.....	54								
C51.....	55								

Key to Size Numbering System



The part number is constructed by placing the number of strands required followed by a slash in front of the size.

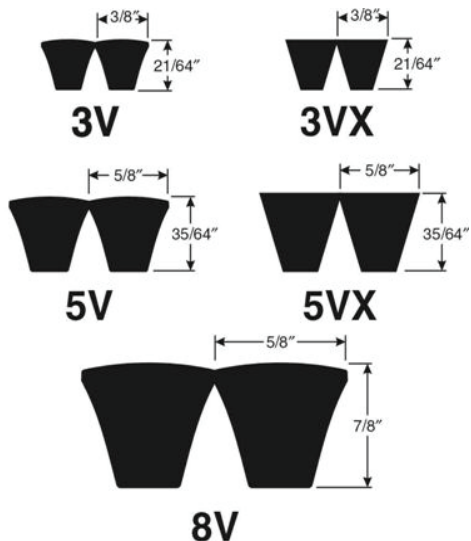
In the example above **2/** is the number of strands, **A48** is the belt size.



Belt No.	Nominal Outside Length (in)	Belt No.	Nominal Outside Length (in)	Belt No.	Nominal Outside Length (in)
A Section		B Section - Continued		B Section - Continued	
2/A36.....	38	2/B68.....	71	2/B99.....	102
2/A48.....	50	2/B75.....	78	2/B148.....	151
2/A74.....	76	2/B80.....	83	2/B162.....	165
3/A55.....	57	2/B85.....	88	3/B81.....	84
3/A85.....	87	2/B86.....	89	C Section	
B Section		2/B90.....	93	2/C90.....	94
2/B61.....	64	2/B92.....	95		
2/B64.....	67	2/B93.....	96		
		2/B95.....	98		

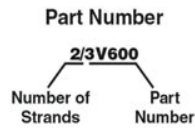
Showing Super HC® and Super HC® Molded Notch Belts with Corresponding Top Widths and Outside Lengths

IMPORTANT: The outside length is determined by placing a steel tape around the outside of the belt. This method should be used because it is the one most commonly used by Dealers and Jobbers when measuring a belt.



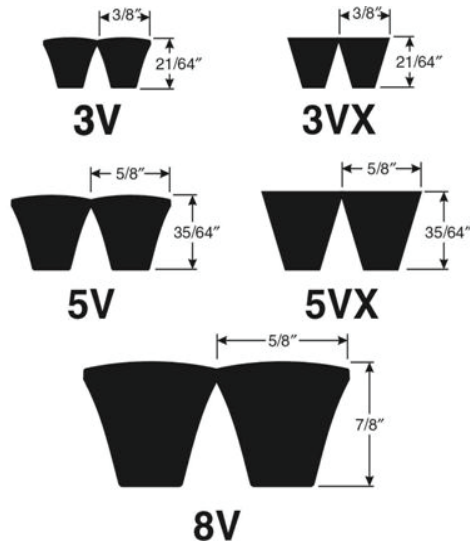
Belt No.	Length (in)	Belt No.	Length (in)	Belt No.	Length (in)	Belt No.	Length (in)	Belt No.	Length (in)
3V/3VX		3V/3VX - Cont.		5V/5VX - Cont.		5V/5VX - Cont.		8V	
3V250	25	3VX355	35 1/2	5V900	90	5VX630	63	8V1000	100
3V265	26 1/2	3VX375	37 1/2	5V950	95	5VX650	65	8V1060	106
3V280	28	3VX400	40	5V1000	100	5VX660	66	8V1120	112
3V300	30	3VX425	42 1/2	5V1060	106	5VX670	67	8V1180	118
3V315	31 1/2	3VX450	45	5V1120	112	5VX680	68	8V1250	125
3V335	33 1/2	3VX475	47 1/2	5V1180	118	5VX690	69	8V1320	132
3V355	35 1/2	3VX500	50	5V1250	125	5VX710	71	8V1400	140
3V375	37 1/2	3VX520	52	5V1320	132	5VX730	73	8V1500	150
3V400	40	3VX530	53	5V1400	140	5VX740	74	8V1600	160
3V425	42 1/2	3VX550	55	5V1500	150	5VX750	75	8V1700	170
3V450	45	3VX560	56	5V1600	160	5VX780	78	8V1800	180
3V475	47 1/2	3VX600	60	5V1700	170	5VX800	80	8V1900	190
3V500	50	3VX630	63	5V1800	180	5VX810	81	8V2000	200
3V530	53	3VX670	67	5V1900	190	5VX830	83	8V2120	212
3V560	56	3VX710	71	5V2000	200	5VX840	84	8V2240	224
3V600	60	3VX750	75	5V2120	212	5VX850	85	8V2360	236
3V630	63	3VX800	80	5V2240	224	5VX860	86	8V2500	250
3V670	67	3VX850	85	5V2360	236	5VX880	88	8V2650	265
3V710	71	3VX900	90	5V2500	250	5VX900	90	8V2800	280
3V750	75	3VX950	95	5V2650	265	5VX930	93	8V3000	300
3V800	80	3VX1000	100	5V2800	280	5VX950	95	8V3150	315
3V850	85	3VX1060	106	5V3000	300	5VX960	96	8V3350	335
3V900	90	3VX1120	112	5V3150	315	5VX1000	100	8V3550	355
3V950	95	3VX1180	118	5V3350	335	5VX1030	103	8V3750	375
3V1000	100	3VX1250	125	5V3550	355	5VX1060	106	8V4000	400
3V1060	106	3VX1320	132	5VX450	45	5VX1080	108	8V4250	425
3V1120	112	3VX1400	140	5VX470	47	5VX1120	112	8V4500	450
3V1180	118			5VX490	49	5VX1150	115	8V4750	475
3V1250	125			5VX500	50	5VX1180	118	8V5000	500
3V1320	132			5VX510	51	5VX1230	123	8V5600	560
3V1400	140			5VX530	53	5VX1250	125		
3V250	25			5VX540	54	5VX1320	132		
3VX265	26 1/2			5VX550	55	5VX1400	140		
3VX280	28			5VX560	56	5VX1500	150		
3VX300	30			5VX570	57	5VX1600	160		
3VX315	31 1/2			5VX580	58	5VX1700	170		
3VX335	33 1/2			5VX590	59	5VX1800	180		
3VX350	35			5VX600	60	5VX1900	190		
				5VX610	61	5VX2000	200		

Key to Size Numbering System



The part number is constructed by placing the number of strands required followed by a slash in front of the size.

In the example above **2** is the number of strands, **3V600** is the belt size.



Belt No.	Nominal Outside Length (in)	Belt No.	Nominal Outside Length (in)	Belt No.	Nominal Outside Length (in)
3V/3VX Section		5V/5VX Section		5V/5VX Section - Cont.	
2/3V600	60	2/5V950	95	2/5VX930	93
2/3VX375	37 1/2	2/5V975	97 1/2	2/5VX950	95
2/3VX475	47 1/2	2/5VX560	56	2/5VX1000	100
2/3VX500	50	2/5VX600	60	2/5VX1042	105 1/4
2/3VX630	63	2/5VX670	67	2/5VX1075	108 1/8
3/3V879	87 27/32	2/5VX686	69 1/4	2/5VX1400	140
3/3V910	91	2/5VX710	71	3/5VP213.68	213 11/16
3/3VX500	50	2/5VX800	80	3/5VP2000	200
3/3VX560	56	2/5VX830	83	5/5VX800	80
4/3VX425	42 1/2	2/5VX850	85		
		2/5VX917	91 3/4		

Showing Tri-Power® Belts with Corresponding Top Widths and Outside Lengths

PLEASE NOTE: V-Belt drives which use the belt as a clutch requires special consideration because the heat generated by belt slip (during engagement and disengagement) on some clutching applications can cause the V-Belt tensile materials in the belts listed below to shrink in length. The shrinkage may cause a belt, which is already engaged and driving, to not de-clutch, or a de-clutched belt may engage itself and start driving the machine unexpectedly. Depending on the machine and circumstances, either situation could prove dangerous to the machine operator or bystanders.

Belts especially designed to minimize or eliminate heat shrinkage may be required.

IMPORTANT: The outside length is determined by placing a steel tape around the outside of the belt. This method should be used because it is the one most commonly used by Dealers and Jobbers when measuring a belt.



Belt No.	Length (in)	Belt No.	Length (in)	Belt No.	Length (in)	Belt No.	Length (in)	Belt No.	Length (in)
AX Section		AX Section - Cont.		BX Section - Cont.		BX Section - Cont.		BX Section - Cont.	
AX21.....	23	AX65.....	67	BX34.....	37	BX79.....	82	BX240.....	242
AX22.....	24	AX66.....	68	BX35.....	38	BX80.....	83	BX255.....	257
AX23.....	25	AX67.....	69	BX36.....	39	BX81.....	84	BX270.....	272
AX24.....	26	AX68.....	70	BX37.....	40	BX82.....	85	BX300.....	302
AX25.....	27	AX69.....	71	BX38.....	41	BX83.....	86	CX Section	
AX26.....	28	AX70.....	72	BX40.....	43	BX84.....	87	CX51.....	55
AX27.....	29	AX71.....	73	BX41.....	44	BX85.....	88	CX60.....	64
AX28.....	30	AX72.....	74	BX42.....	45	BX86.....	89	CX68.....	72
AX29.....	31	AX73.....	75	BX43.....	46	BX87.....	90	CX75.....	79
AX30.....	32	AX74.....	76	BX44.....	47	BX88.....	91	CX81.....	85
AX31.....	33	AX75.....	77	BX45.....	48	BX89.....	92	CX85.....	89
AX32.....	34	AX76.....	78	BX46.....	49	BX90.....	93	CX90.....	94
AX33.....	35	AX77.....	79	BX47.....	50	BX91.....	94	CX95.....	94
AX34.....	36	AX78.....	80	BX48.....	51	BX92.....	95	CX96.....	100
AX35.....	37	AX79.....	81	BX49.....	52	BX93.....	96	CX100.....	104
AX36.....	38	AX80.....	82	BX50.....	53	BX94.....	97	CX101.....	105
AX37.....	39	AX81.....	83	BX51.....	54	BX95.....	98	CX105.....	109
AX38.....	40	AX82.....	84	BX52.....	55	BX96.....	99	CX106.....	110
AX39.....	41	AX85.....	87	BX53.....	56	BX97.....	100	CX109.....	113
AX40.....	42	AX86.....	88	BX54.....	57	BX99.....	102	CX112.....	116
AX41.....	43	AX87.....	89	BX55.....	58	BX100.....	103	CX115.....	119
AX42.....	44	AX88.....	90	BX56.....	59	BX103.....	106	CX120.....	124
AX43.....	45	AX90.....	92	BX57.....	60	BX105.....	108	CX123.....	127
AX44.....	46	AX91.....	93	BX58.....	61	BX108.....	111	CX128.....	132
AX45.....	47	AX92.....	94	BX59.....	62	BX112.....	115	CX133.....	137
AX46.....	48	AX93.....	95	BX60.....	63	BX113.....	116	CX136.....	140
AX47.....	49	AX94.....	96	BX61.....	64	BX115.....	118	CX144.....	148
AX48.....	50	AX96.....	98	BX62.....	65	BX116.....	119	CX150.....	154
AX49.....	51	AX97.....	99	BX63.....	66	BX120.....	123	CX158.....	162
AX50.....	52	AX98.....	100	BX64.....	67	BX124.....	127	CX162.....	166
AX51.....	53	AX103.....	105	BX65.....	68	BX128.....	131	CX173.....	177
AX52.....	54	AX105.....	107	BX66.....	69	BX133.....	136	CX180.....	184
AX53.....	55	AX110.....	112	BX67.....	70	BX136.....	139	CX187.....	191
AX54.....	56	AX112.....	114	BX68.....	71	BX140.....	143	CX190.....	194
AX55.....	57	AX120.....	122	BX69.....	72	BX144.....	147	CX195.....	199
AX56.....	58	AX128.....	130	BX70.....	73	BX150.....	153	CX210.....	214
AX57.....	59	AX144.....	146	BX71.....	74	BX158.....	161	CX225.....	227
AX58.....	60	AX173.....	175	BX72.....	75	BX162.....	165	CX240.....	242
AX59.....	61			BX73.....	76	BX173.....	176	CX255.....	257
AX60.....	62			BX74.....	77	BX180.....	183	CX270.....	272
AX61.....	63			BX75.....	78	BX195.....	198	CX300.....	302
AX62.....	64			BX76.....	79	BX205.....	208	CX330.....	332
AX63.....	65			BX77.....	80	BX210.....	213	CX360.....	362
AX64.....	66			BX78.....	81	BX225.....	227		

Showing Belt Numbers with Corresponding Nominal Outside Lengths and Top Widths

Belt No.	Length (in)	Length (mm)	Top Width (in)	Top Width (mm)	Belt No.	Length (in)	Length (mm)	Top Width (in)	Top Width (mm)
811.....	★ 22 1/2	572	1 1/8	29	6007.....	▼ 52	1320	1 3/16	30
813.....	★ 26 3/4	679	1 1/8	29	6012.....	▼ 33 3/8	848	29/32	23
814.....	★ 31 1/2	800	1 1/8	29	6013.....	▼ 36 3/4	933	29/32	23
822.....	★ 36	914	1	25	6021.....	▼ 41 3/4	1059	1 3/16	30
5500.....	▼ 56 1/4	1430	3/4	19	6044.....	▼ 44 1/8	1120	1 3/16	30
5501.....	71	1805	3/4	19	6061.....	▼ 27 1/4	691	5/8	16
5502.....	64 3/4	1645	3/4	19	6069.....	▼ 43 1/8	1095	1 7/32	31
5503.....	52	1320	3/4	19	6077.....	▼ 41 3/4	1060	1 7/32	31
5504.....	65	1650	3/4	19	6078.....	▼ 40 3/4	1035	1 7/32	31
5506.....	132	3355	21/32	17	6079.....	▼ 37 3/8	949	1 1/32	26
5508.....	59	1500	3/8	10	6083.....	▼ 43 1/2	1105	1 3/16	30
5509.....	81	2055	3/8	10	6092.....	▼ 45 1/2	1156	1 1/4	32
5510.....	▼ 35 1/8	890	1/2	13	6096.....	▼ 46 5/8	1186	1 1/4	32
5511.....	54	1370	3/4	19	6098.....	▼ 40 3/8	1026	1 3/16	30
5512.....	67 1/8	1705	3/4	19	6183.....	★ 15 1/2	395	5/16	8
5513.....	55	1395	3/4	19	6224.....	▼ 48 3/8	1229	1/2	13
5516.....	◇ 58 1/2	1485	1/2	13	6234.....	◇ 71 1/2	1815	1/2	13
5517.....	93 5/8	2378	1/2	13	6304.....	▼ 47	1194	1 1/4	32
5518.....	▼ 93 1/8	2365	1/2	13	6312.....	▼ 36 7/8	937	1 1/4	31
5520.....	53	1346	3/4	19	6314.....	▼ 45	1143	1 3/16	30
5521.....	50	1270	3/4	19	6316.....	▼ 56 1/8	1425	1 3/16	30
5522.....	60 1/2	1535	3/4	19	6354 (180 Teeth).....	✦ 56 3/4	1440	25/32	20
5523.....	164	4165	21/32	17	6370.....	31 7/8	810	1/2	13
5524.....	115 1/2	2935	21/32	17	6372.....	38 3/4	974	1/2	13
5525.....	118	3075	21/32	17	6375.....	◇ 74 3/8	1890	1/2	13
5526.....	142	3605	21/32	17	6376.....	36 3/4	933	1/2	13
5527.....	◇ 53 3/4	1363	1/2	13	6377.....	79 3/4	2025	1/2	13
5528.....	58	1475	1/2	13	6378.....	103 1/4	2625	1/2	13
5529.....	▼ 42 7/8	1090	21/32	17	6379.....	108 1/8	2745	1/2	13
5530.....	▼ 67 1/8	1705	1/2	13	6380.....	25 3/8	645	3/8	10
5533.....	51 7/8	1320	21/32	17	6384 (153 Teeth).....	✦ 48 1/4	1225	1	25
5534.....	69	1753	21/32	17	6385 (140 Teeth).....	✦ 44 1/8	1120	1	25
5535.....	155	3935	21/32	17	6386 (130 Teeth).....	✦ 41	1040	1	25
5536.....	34 1/8	865	1/2	13	6387.....	127 1/8	3230	1/2	13
5537.....	86 7/8	2205	21/32	17	6389.....	49 1/8	1245	1/4	6
5538.....	113 1/2	2880	21/32	17	6390.....	34 3/8	873	3/8	10
5539.....	▼ 76 7/8	1955	1 1/4	32	6391.....	32 1/2	825	1/4	6
5700.....	68 1/4	1735	1/2	13	6392.....	32	815	1/4	6
5701.....	110 1/2	2805	1/2	13	6398.....	117 1/8	2975	1/2	13
5707 (167 Teeth).....	✦ 19 3/4	501	19/32	15	6413 (65 Teeth).....	✦ 24 3/8	619	3/8	10
5710.....	▼ 35 3/8	900	1 3/16	30	6414 (61 Teeth).....	✦ 22 7/8	581	3/8	10
5716 (220 Teeth).....	✦ 69 9/32	1760	25/32	20	6421 (68 Teeth).....	✦ 25 1/2	650	5/16	8
5718.....	44 5/8	1135	1 1/4	32	6548.....	83 1/8	2110	1/2	13
5724.....	54 7/8	1395	1/2	13	6550.....	120 1/4	3055	1/2	13
5725.....	48 7/8	1230	7/16	11	6560.....	126 1/8	3205	1/2	13
5726.....	57 3/8	1455	1/2	13	6565.....	107 1/4	2725	1/2	13
5731.....	35 1/2	900	3/8	10	6572.....	▼ 62 7/8	1590	1 1/8	29
5732.....	35 3/4	910	3/8	10	6574.....	64 1/4	1630	1/2	13
5734.....	45 1/4	1150	1/2	13	6575.....	54 1/4	1377	1/2	13
5735.....	37 7/8	960	1/2	13	6582.....	90 5/8	2350	1/2	13
5736.....	39	990	1/2	13	6583.....	34 1/2	875	1/2	13
5737.....	48	1220	1/2	13	6589.....	29 3/4	755	3/8	10
5738.....	49 3/8	1255	1/2	13	6596.....	44	1120	7/16	11
5740.....	54	1370	1/2	13	6597.....	57	1450	7/16	11
5741.....	36 1/2	925	1/2	13	6599.....	▼ 86 5/8	2200	1 15/32	33
5742.....	44 3/4	1135	1/2	13	6601.....	53	1346	1 1/8	29
5743.....	43 7/8	1115	1/2	13	6604.....	157	3988	7/8	22
5744.....	53 3/8	1355	1/2	13	6698.....	48 1/32	1220	9/32	7

◇ Double-V Belt.
★ Flat Belt. Length Given Is Inside Circumference.

▼ Notched Belt.
✦ Synchronous Belt. Length Given is Pitch Length.

Showing Nominal Belt Top Widths and Outside Lengths with Our Corresponding Belt Numbers

Length (in)	Length (mm)	Belt No.	Length (in)	Length (mm)	Belt No.	Length (in)	Length (mm)	Belt No.
3/16" (5mm) Top Width			1/2" (13mm) Top Width			7/8" (22mm) Top Width		
32	815	6392	- Continued			157	3988	6604
32 1/2	825	6391	68 1/4	1735	5700	29/32" (23mm) Top Width		
49 1/8	1245	6389	71 1/2	1815	◇ 6234	33 3/8	848	▼ 6012
9/32" (7mm) Top Width			74 3/8	1890	◇ 6375	36 3/4	933	▼ 6013
48 1/32	1220	6698	79 3/4	2025	6377	1" (25mm) Top Width		
5/16" (8mm) Top Width			83 1/8	2110	6548	36	914	★ 822
15 1/2	395	★ 6183	90 5/8	2350	6582	41	1040	◇ 6386
25 1/2	650	◇ 6421 (68 Teeth)	93 1/8	2365	▼ 5518	44 1/8	1120	◇ 6385 (130 Teeth)
3/8" (10mm) Top Width			103 1/4	2625	6378	48 1/4	1225	◇ 6384 (140 Teeth)
22 7/8	581	◇ 6414 (61 Teeth)	107 1/4	2725	6565	1 1/32" (26mm) Top Width		
24 3/8	619	◇ 6413 (65 Teeth)	108 1/8	2745	6379	37 3/8	949	▼ 6079
25 3/8	645	6380	110 1/2	2805	5701	1 1/8" (29mm) Top Width		
29 3/4	755	6589	117 1/8	2975	6398	22 1/2	572	★ 811
34 3/8	873	6390	120 1/4	3055	6550	26 3/4	679	★ 813
35 1/2	900	5731	126 1/8	3205	6560	31 1/2	800	★ 814
35 3/4	910	5732	127 1/8	3230	6387	53	1346	6601
59	1500	5508	19/32" (15mm) Top Width			62 7/8	1590	▼ 6572
81	2055	5509	19 3/4	501	◇ 5707 (167 Teeth)	1 3/16" (30mm) Top Width		
7/16" (11mm) Top Width			5/8" (16mm) Top Width			35 3/8	900	▼ 5710
44	1120	6596	27 1/4	691	▼ 6061	40 3/8	1026	▼ 6098
48 7/8	1230	5725	21/32" (17mm) Top Width			41 3/4	1059	▼ 6021
57	1450	6597	42 7/8	1090	▼ 5529	43 1/2	1105	▼ 6083
1/2" (13mm) Top Width			51 7/8	1320	5533	44 1/8	1120	▼ 6044
31 7/8	810	6370	69	1753	5534	45	1143	▼ 6314
34 1/8	865	5536	66 7/8	2205	5537	52	1320	▼ 6007
34 1/2	875	6583	113 1/2	2880	5538	56 1/8	1425	▼ 6316
35 1/8	890	▼ 5510	115 1/2	2935	5524	1 7/32" (31mm) Top Width		
36 1/2	925	5741	118	3075	5525	36 7/8	937	▼ 6312
36 3/4	933	6376	132	3355	5506	40 3/4	1035	▼ 6078
37 7/8	960	5735	142	3605	5526	41 3/4	1060	▼ 6077
38 3/4	974	6372	155	3935	5535	43 1/8	1095	▼ 6069
39	990	5736	164	4165	5523	1 1/4" (32mm) Top Width		
43 7/8	1115	5743	3/4" (19mm) Top Width			44 5/8	1135	5718
44 3/4	1135	5742	50	1270	5521	45 1/2	1156	▼ 6092
45 1/4	1150	5734	52	1320	5503	46 5/8	1186	▼ 6096
48	1220	5737	53	1346	5520	47	1194	▼ 6304
48 3/8	1229	▼ 6224	54	1370	5511	76 7/8	1955	▼ 5539
49 3/8	1255	5738	55	1395	5513	1 15/32" (33mm) Top Width		
53 3/8	1355	5744	56 1/4	1430	▼ 5500	86 5/8	2200	▼ 6599
53 3/4	1363	◇ 5527	60 1/2	1535	5522			
54	1370	5740	64 3/4	1645	5502			
54 1/4	1377	6575	65	1650	5504			
54 7/8	1395	5724	67 1/8	1705	5512			
57 3/8	1455	5726	71	1805	5501			
58	1475	5528	25/32" (20mm) Top Width					
58 1/2	1485	◇ 5516	56 3/4	1440	◇ 6354 (180 Teeth)			
64 1/4	1630	6574	69 9/32	1760	5716			
67 1/8	1705	▼ 5530						

◇ Double-V Belt.
★ Flat Belt. Length Given Is Inside Circumference.

▼ Notched Belt.
◇ Synchronous Belt. Length Given is Pitch Length.

Showing Vulco-Flex® Coolant Hose Numbers with Corresponding Hose Inside Diameters and Lengths

Hose No.	I.D. (in)	I.D. (mm)	Length (in)	Length (mm)	Hose No.	I.D. (in)	I.D. (mm)	Length (in)	Length (mm)
26501.....	1 3/4	44	13 1/2	343	26523.....	2 1/4	57	19	483
26502.....	1 3/4	44	16 1/2	419	26524.....	2 1/4	57	24	610
26503.....	1 3/4, 2	44, 51	10	254	26525.....	2 1/4	57	27	686
26504.....	1 3/4, 2	44, 51	16 1/2	419	26526.....	2 1/4, 2 1/2	57, 64	18	457
26505.....	1 3/4, 2	44, 51	19	483	26527.....	2 1/4, 2 1/2	57, 64	21	533
26506.....	1 3/4, 2	44, 51	23 1/2	597	26528.....	2 1/4, 2 1/2	57, 64	25	635
26507.....	2	51	9 1/2	241	26529.....	2 1/2	64	11	279
26508.....	2	51	12 3/16	310	26530.....	2 1/2	64	14	356
26509.....	2	51	14 1/2	368	26531.....	2 1/2	64	16	406
26510.....	2	51	17	432	26532.....	2 1/2	64	24	610
26511.....	2	51	20	508	26533.....	2 1/2	64	28	711
26512.....	2	51	24	610	26534.....	2 3/4	70	7	178
26513.....	2	51	33	838	26535.....	2 3/4	70	14	356
26514.....	2, 2 1/4	51, 57	8 1/2	216	26536.....	2 3/4	70	18	457
26515.....	2, 2 1/4	51, 57	15	381	26537.....	2 3/4	70	32	813
26516.....	2, 2 1/4	51, 57	17 1/2	445	26538.....	3	76	37	940
26517.....	2, 2 1/4	51, 57	25	635	26601.....	1 3/4	44	6	152
26518.....	2, 2 1/2	51, 64	20	508	26602.....	1 3/4	44	8 1/2	216
26519.....	2 1/4	57	9	229	26603.....	1 3/4	44	11	279
26520.....	2 1/4	57	11	279	26611.....	1 3/4	44	19	483
26521.....	2 1/4	57	14	356	26612.....	1 3/4	44	23 1/2	597
26522.....	2 1/4	57	17	432					

Length is Centerline Length.

Showing Inside Diameters and Lengths
with Corresponding Vulco-Flex® Coolant Hose Numbers

Length (in)	Length (mm)	Hose No.	Length (in)	Length (mm)	Hose No.	Length (in)	Length (mm)	Hose No.
1 3/4" (44mm) I.D.			2" (51mm), 2 1/4" (57) I.D.			2 1/2" (64mm) I.D.		
6.....	152	26601	8 1/2.....	216	26514	11.....	279	26529
8 1/2.....	216	26602	15.....	381	26515	14.....	356	26530
11.....	279	26603	17 1/2.....	445	26516	16.....	406	26531
13 1/2.....	343	26501	25.....	635	26517	24.....	610	26532
16 1/2.....	419	26502	2" (51mm), 2 1/2" (64) I.D.			28.....	711	26533
19.....	483	26611	20.....	508	26518	2 3/4" (70mm) I.D.		
23 1/2.....	597	26612	2 1/4" (57mm) I.D.			7.....	178	26534
1 3/4" (44mm), 2" (51mm) I.D.			9.....	229	26519	14.....	356	26535
10.....	254	26503	11.....	279	26520	18.....	457	26536
16 1/2.....	419	26504	14.....	356	26521	32.....	813	26537
19.....	483	26505	17.....	432	26522	3" (76mm) I.D.		
23 1/2.....	597	26506	19.....	483	26523	37.....	940	26538
2" (51mm) I.D.			24.....	610	26524			
9 1/2.....	241	26507	27.....	686	26525			
12 3/16.....	310	26508	2 1/4" (57mm), 2 1/2" (64) I.D.					
14 1/2.....	368	26509	18.....	457	26526			
17.....	432	26510	21.....	533	26527			
20.....	508	26511	25.....	635	26528			
24.....	610	26512						
33.....	838	26513						

Length is Centerline Length.

Showing Vulco-Flex® II Coolant Hose Numbers with Corresponding Hose Inside Diameters and Lengths

Hose No.	I.D. (in)	I.D. (mm)	Length (in)	Length (mm)	Hose No.	I.D. (in)	I.D. (mm)	Length (in)	Length (mm)
25150.....	1 1/8	28	12	305	25384.....	1 3/8	35	25	635
25152.....	1 1/8	28	15	381	25409.....	1 3/8, 1 1/2	35, 38	26	660
25154.....	1 1/8	28	18	457	25428.....	1 3/8, 1 5/8	35, 41	17	432
25157.....	1 1/8	28	23	584	25472.....	1 1/2	38	8	203
25180.....	1 1/8, 1 1/4	28,32	19	483	25473.....	1 1/2	38	10 1/2	267
25249.....	1 1/4	32	7 1/2	191	25474.....	1 1/2	38	12	305
25250.....	1 1/4	32	9 1/2	241	25476.....	1 1/2	38	14	356
25251.....	1 1/4	32	13	330	25477.....	1 1/2	38	15 1/2	394
25252.....	1 1/4	32	15	381	25478.....	1 1/2	38	17	432
25253.....	1 1/4	32	17	432	25480.....	1 1/2	38	20	508
25254.....	1 1/4	32	18 1/2	470	25482.....	1 1/2	38	22	559
25255.....	1 1/4	32	20	508	25484.....	1 1/2	38	25	635
25257.....	1 1/4	32	23	584	25487.....	1 1/2	38	30	762
25260.....	1 1/4	32	26 1/2	673	25490.....	1 1/2	38	35	889
25262.....	1 1/4	32	30	762	25499.....	1 1/2	38	48	1219
25265.....	1 1/4	32	35	889	25526.....	1 1/2, 1 3/4	38, 44	13 3/16	335
25269.....	1 1/4	32	41	1041	25527.....	1 1/2, 1 3/4	38, 44	15	381
25284.....	1 1/4, 1 3/8	32,35	26	660	25528.....	1 1/2, 1 3/4	38, 44	16 1/2	419
25300.....	1 1/4, 1 1/2	32, 38	12	305	25530.....	1 1/2, 1 3/4	38, 44	20	508
25302.....	1 1/4, 1 1/2	32, 38	15 1/2	394	25532.....	1 1/2, 1 3/4	38, 44	22	559
25305.....	1 1/4, 1 1/2	32, 38	19 1/2	495	25535.....	1 1/2, 1 3/4	38, 44	27	686
25307.....	1 1/4, 1 1/2	32, 38	23	584	25582.....	1 1/2, 2	38, 51	22	559
25309.....	1 1/4, 1 1/2	32, 38	26	660	25804.....	▲ 1 1/2	38	20	508
25311.....	1 1/4, 1 1/2	32, 38	29	737	25806.....	▲ 1 1/2	38	23 3/16	589
25321.....	1 1/4, 1 1/2	32, 38	44	1118	25808.....	▲ 1 1/2	38	25 11/16	653

▲ 90° Molded Elbow on One End.

Length is Centerline Length.

Showing Inside Diameters and Lengths with Corresponding Vulco-Flex® II Coolant Hose Numbers

Length (in)	Length (mm)	Hose No.	Length (in)	Length (mm)	Hose No.	Length (in)	Length (mm)	Hose No.
1 1/8" (28mm) I.D.			1 1/4" (32mm), 1 1/2" (38mm) I.D.			1 1/2" (38mm) I.D. - Cont.		
12	305	25150	12	305	25300	20	508	25480
15	381	25152	15 1/2	394	25302	20	508	▲ 25804
18	457	25154	19 1/2	495	25305	22	559	25482
23	584	25157	23	584	25307	23 3/16	589	▲ 25806
1 1/8" (28mm), 1 1/4" (32mm) I.D.			26	660	25309	25	635	25484
19	483	25180	29	737	25311	25 11/16	653	▲ 25808
1 1/4" (32mm) I.D.			44	1118	25321	30	762	25487
7 1/2	191	25249	1 3/8" (35mm) I.D.			35	889	25490
9 1/2	241	25250	25	635	25384	48	1219	25499
13	330	25251	1 3/8" (35mm), 1 1/2" (38mm) I.D.			1 1/2" (38mm), 1 3/4" (44mm) I.D.		
15	381	25252	26	660	25409	13 3/16	335	25526
17	432	25253	1 3/8" (35mm), 1 5/8" (41mm) I.D.			15	381	25527
18 1/2	470	25254	17	432	25428	16 1/2	419	25528
20	508	25255	1 1/2" (38mm) I.D.			20	508	25530
23	584	25257	8	203	25472	22	559	25532
26 1/2	673	25260	10 1/2	267	25473	27	686	25535
30	762	25262	12	305	25474	1 1/2" (38mm), 2" (51mm) I.D.		
35	889	25265	14	356	25476	22	559	25582
41	1041	25269	15 1/2	394	25477			
1 1/4" (32mm), 1 3/8" (35mm) I.D.			17	432	25478			
26	660	25284						

▲ 90° Molded Elbow on One End.

Length is Centerline Length.

Changeover Listing - FleetRunner®

FleetRunner® V-Belt to XL® V-Belt Numbers

FleetRunner® HD V-Belt Part No.	XL® V-Belt Part No.	FleetRunner® HD V-Belt Part No.	XL® V-Belt Part No.	FleetRunner® HD V-Belt Part No.	XL® V-Belt Part No.	FleetRunner® HD V-Belt Part No.	XL® V-Belt Part No.
9290HD	9290	9400HD	9400	9495HD	9495	9620HD	9620
9305HD	9305	9403HD	9403	9500HD	9500	9625HD	9625
9309HD	9309	9405HD	9405	9505HD	9505	9630HD	9630
9313HD	9313	9412HD	9412	9510HD	9510	9635HD	9635
9319HD	9319	9415HD	9415	9520HD	9520	9640HD	9640
9325HD	9325	9420HD	9420	9525HD	9525	9650HD	9650
9330HD	9330	9425HD	9425	9530HD	9530	9660HD	9660
9335HD	9335	9430HD	9430	9540HD	9540	9670HD	9670
9341HD	9341	9435HD	9435	9545HD	9545	9680HD	9680
9345HD	9345	9440HD	9440	9550HD	9550	9690HD	9690
9350HD	9350	9447HD	9447	9555HD	9555	9700HD	9700
9355HD	9355	9451HD	9451	9560HD	9560	9710HD	9710
9360HD	9360	9455HD	9455	9565HD	9565	9720HD	9720
9365HD	9365	9463HD	9463	9570HD	9570	9730HD	9730
9370HD	9370	9465HD	9465	9580HD	9580	9740HD	9740
9375HD	9375	9470HD	9470	9585HD	9585	9745HD	9745
9380HD	9380	9476HD	9476	9590HD	9590	9755HD	9755
9385HD	9385	9480HD	9480	9600HD	9600		
9390HD	9390	9485HD	9485	9605HD	9605		
9395HD	9395	9490HD	9490	9610HD	9610		

FleetRunner® Micro-V® to Century™ Series Micro-V® Belt Numbers

FleetRunner® Micro-V® Part No.	Micro-V® Belt Part No.	FleetRunner® Micro-V® Part No.	Micro-V® Belt Part No.	FleetRunner® Micro-V® Part No.	Micro-V® Belt Part No.	FleetRunner® Micro-V® Part No.	Micro-V® Belt Part No.
K040378HD	K040378	K060483HD	K060483	K060658HD	K060658	K060970HD	K060970
K040388HD	K040388	K060490HD	K060490	K060660HD	K060660	K060988HD	K060988
K040425HD	K040425	K060495HD	K060495	K060670HD	K060670	K060990HD	K060990
K040430HD	K040430	K060500HD	K060500	K060672HD	K060672	K060994HD	K060994
K040445HD	K040445	K060505HD	K060505	K060675HD	K060675	K060997HD	K060997
K040745HD	K040745	K060509HD	K060509	K060680HD	K060680	K061000HD	K061000
K040762HD	K040762	K060516HD	K060516	K060685HD	K060685	K061005HD	K061005
K050323HD	K050323	K060520HD	K060520	K060690HD	K060690	K061010HD	K061010
K050336HD	K050336	K060523HD	K060523	K060696HD	K060696	K061015HD	K061015
K050340HD	K050340	K060525HD	K060525	K060716HD	K060716	K061020HD	K061020
K050345HD	K050345	K060529HD	K060529	K060735HD	K060735	K061058HD	K061058
K050350HD	K050350	K060532HD	K060532	K060739HD	K060739	K061080HD	K061080
K050360HD	K050360	K060539HD	K060539	K060747HD	K060747	K061140HD	K061140
K050375HD	K050375	K060547HD	K060547	K060772HD	K060772	K061177HD	K061177
K050380HD	K050380	K060555HD	K060555	K060795HD	K060795	K061187HD	K061187
K050420HD	K050420	K060557HD	K060557	K060806HD	K060806	K061195HD	K061195
K060340HD	K060340	K060559HD	K060559	K060812HD	K060812	K061203HD	K061203
K060374HD	K060374	K060560HD	K060560	K060828HD	K060828	K061265HD	K061265
K060390HD	K060390	K060569HD	K060569	K060832HD	K060832	K061360HD	K061360
K060393HD	K060393	K060575HD	K060575	K060849HD	K060849	K061369HD	K061369
K060400HD	K060400	K060578HD	K060578	K060858HD	K060858	K070553HD	K070553
K060408HD	K060408	K060586HD	K060586	K060860HD	K060860	K070640HD	K070640
K060415HD	K060415	K060594HD	K060594	K060870HD	K060870	K070673HD	K070673
K060420HD	K060420	K060598HD	K060598	K060875HD	K060875	K070677HD	K070677
K060425HD	K060425	K060605HD	K060605	K060883HD	K060883	K070705HD	K070705
K060435HD	K060435	K060615HD	K060615	K060905HD	K060905	K070709HD	K070709
K060439HD	K060439	K060625HD	K060625	K060908HD	K060908	K070733HD	K070733
K060455HD	K060455	K060628HD	K060628	K060910HD	K060910	K070735HD	K070735
K060458HD	K060458	K060631HD	K060631	K060923HD	K060923	K070786HD	K070786
K060470HD	K060470	K060635HD	K060635	K060930HD	K060930	K070801HD	K070801
K060478HD	K060478	K060637HD	K060637	K060935HD	K060935	K070825HD	K070825
K060480HD	K060480	K060653HD	K060653	K060960HD	K060960	K070835HD	K070835

FleetRunner
Interchange

FleetRunner® Micro-V® to Century™ Series Micro-V® Belt Numbers

FleetRunner® Micro-V® Part No.	Micro-V® Belt Part No.	FleetRunner® Micro-V® Part No.	Micro-V® Belt Part No.	FleetRunner® Micro-V® Part No.	Micro-V® Belt Part No.	FleetRunner® Micro-V® Part No.	Micro-V® Belt Part No.
K071056HD	K071056	K080726HD	K080726	K081092HD	K081092	K100885HD	K100886
K071247HD	K071247	K080730HD	K080730	K081102HD	K081102	K100891HD	K100891
K080330HD	K080330	K080733HD	K080733	K081124HD	K081124	K100955HD	K100955
K080375HD	K080375	K080734HD	K080734	K081153HD	K081153	K100976HD	K100976
K080382HD	K080382	K080738HD	K080738	K081177HD	K081177	K101078HD	K101078
K080384HD	K080384	K080740HD	K080740	K081189HD	K081189	K120281HD	K120281
K080400HD	K080400	K080745HD	K080745	K081196HD	K081196	K120360HD	K120360
K080415HD	K080415	K080751HD	K080751	K081207HD	K081207	K120390HD	K120390
K080427HD	K080427	K080755HD	K080755	K081213HD	K081213	K120400HD	K120400
K080435HD	K080435	K080760HD	K080760	K081223HD	K081223	K120410HD	K120410
K080450HD	K080450	K080765HD	K080765	K081265HD	K081265	K120457HD	K120457
K080465HD	K080465	K080774HD	K080774	K081298HD	K081298	K120477HD	K120477
K080471HD	K080471	K080776HD	K080776	K081325HD	K081325	K120525HD	K120525
K080485HD	K080485	K080780HD	K080780	K081331HD	K081331	K120559HD	K120559
K080496HD	K080496	K080785HD	K080785	K081348HD	K081348	K120594HD	K120594
K080505HD	K080505	K080790HD	K080790	K081359HD	K081359	K120606HD	K120606
K080510HD	K080510	K080797HD	K080797	K081377HD	K081377	K120610HD	K120610
K080514HD	K080514	K080806HD	K080806	K090500HD	K090500	K120702HD	K120702
K080525HD	K080525	K080810HD	K080810	K090609HD	K090609	K120720HD	K120720
K080530HD	K080530	K080816HD	K080816	K100381HD	K100381	K120734HD	K120734
K080537HD	K080537	K080817HD	K080817	K100437HD	K100437	K120738HD	K120738
K080545HD	K080545	K080820HD	K080820	K100456HD	K100456	K120784HD	K120784
K080550HD	K080550	K080825HD	K080825	K100465HD	K100465	K120815HD	K120815
K080560HD	K080560	K080830HD	K080830	K100485HD	K100485	K120842HD	K120842
K080565HD	K080565	K080839HD	K080839	K100495HD	K100495	K120852HD	K120852
K080566HD	K080566	K080842HD	K080842	K100502HD	K100502	K120858HD	K120858
K080570HD	K080570	K080855HD	K080855	K100510HD	K100510	K120864HD	K120864
K080575HD	K080575	K080859HD	K080859	K100535HD	K100535	K120872HD	K120872
K080580HD	K080580	K080865HD	K080865	K100540HD	K100540	K120878HD	K120878
K080585HD	K080585	K080872HD	K080872	K100554HD	K100554	K120891HD	K120891
K080590HD	K080590	K080876HD	K080876	K100563HD	K100563	K120901HD	K120901
K080594HD	K080594	K080878HD	K080878	K100570HD	K100570	K120903HD	K120903
K080600HD	K080600	K080893HD	K080893	K100572HD	K100572	K120911HD	K120911
K080605HD	K080605	K080897HD	K080897	K100575HD	K100575	K120915HD	K120915
K080610HD	K080610	K080903HD	K080903	K100579HD	K100579	K120919HD	K120919
K080615HD	K080615	K080910HD	K080910	K100594HD	K100594	K120924HD	K120924
K080620HD	K080620	K080913HD	K080913	K100607HD	K100607	K120931HD	K120931
K080623HD	K080623	K080915HD	K080915	K100610HD	K100610	K120964HD	K120964
K080626HD	K080626	K080922HD	K080922	K100618HD	K100618	K120975HD	K120979
K080630HD	K080630	K080926HD	K080926	K100630HD	K100630	K121039HD	K121039
K080645HD	K080645	K080934HD	K080934	K100637HD	K100637	K140345HD	K140345
K080649HD	K080649	K080939HD	K080939	K100640HD	K100640	K140370HD	K140370
K080653HD	K080653	K080944HD	K080944	K100655HD	K100655	K140429HD	K140429
K080660HD	K080660	K080948HD	K080948	K100658HD	K100658	K140433HD	K140433
K080665HD	K080665	K080952HD	K080952	K100665HD	K100665	K140451HD	K140451
K080670HD	K080670	K080956HD	K080956	K100670HD	K100670	K140496HD	K140496
K080672HD	K080672	K080968HD	K080968	K100675HD	K100675	K140516HD	K140516
K080675HD	K080675	K080986HD	K080986	K100677HD	K100677	K140524HD	K140524
K080677HD	K080677	K080991HD	K080991	K100694HD	K100694	K140555HD	K140555
K080680HD	K080680	K081000HD	K081000	K100710HD	K100710	K140580HD	K140580
K080685HD	K080685	K081005HD	K081005	K100719HD	K100719	K140594HD	K140594
K080690HD	K080690	K081020HD	K081020	K100731HD	K100731	K140597HD	K140597
K080694HD	K080694	K081023HD	K081023	K100739HD	K100739	K140603HD	K140603
K080700HD	K080700	K081035HD	K081035	K100749HD	K100749	K140618HD	K140618
K080702HD	K080702	K081051HD	K081051	K100771HD	K100771	K140627HD	K140627
K080708HD	K080708	K081059HD	K081059	K100789HD	K100789	K140662HD	K140662
K080710HD	K080710	K081074HD	K081074	K100810HD	K100810	K140682HD	K140682
K080716HD	K080716	K081079HD	K081079	K100852HD	K100852	K140700HD	K140700
K080720HD	K080720	K081088HD	K081088	K100884HD	K100884		



OUR WORK IS OUR BOND



CENTURY SERIES MICRO-V® BELTS

The culmination of a century of hard work is embodied by Gates Century Series. We've taken the best belt technology and advanced it with superior construction, exceptional fit, durability and value. Century Series is our commitment that we've created the right belt for the right application. Our work is our bond.

GatesCenturySeries.com



Manufacturing Facilities, Distribution Centers, Technical Centers, and Sales/Service Centers Worldwide



POWERING PROGRESS™

GATES CORPORATION - WORLD HEADQUARTERS

1551 Wewatta Street / P.O. Box 5887
Denver, Colorado 80217, U.S.A.
303.744.1911 / Fax 303.744.4499
Gates.com

431-2061

2016



Please recycle this catalog!

Printed in the U.S.A.