

Experts in Bearing Solutions



Fersa Solutions

Iveco



Experts in Bearing Solutions



Fersa Solutions

Iveco



Index

Índice / Índice / Index / Inhalt / Оглавление / Indeks / المؤشر

The contents of this publication are the copyright of Fersa Bearings and may not be reproduced (even extracts) unless prior written permission is granted. Every care has been taken to ensure the accuracy of the information contained in this publication but no liability for any loss or damage whether direct, indirect or consequential arising out of the use of the information contained herein.

Despite our best efforts to ensure the accuracy of the information contained in this document, errors or omissions cannot be completely ruled out. We disclaim any and all responsibility for such unintentional errors or omissions.

O conteúdo desta publicação é propriedade da Fersa Bearings e não pode ser reproduzido (mesmo que parcialmente) sem autorização prévia por escrito. Foram tomadas todas as medidas para se garantir a exatidão das informações contidas nesta publicação, mas não nos consideramos responsáveis por qualquer perda ou dano, tanto diretos como indiretos ou consequentes resultantes do uso das informações contidas neste documento.

Apesar do nosso esforço para garantirmos a exatidão dos dados deste documento, declinamos qualquer responsabilidade por eventuais erros ou omissões.

El contenido de esta publicación es propiedad de Fersa Bearings y no puede reproducirse (incluso parcialmente) sin autorización previa por escrito. Todos los datos se han tomado para garantizar la exactitud de la información contenida en esta publicación, pero no se hace responsable por cualquier pérdida o daños, ya sean directos, indirectos o consecuentes resultantes del uso de la información contenida en este documento.

A pesar de nuestro esfuerzo para asegurar la exactitud de los datos de este documento, declinamos toda responsabilidad sobre posibles errores u omisiones.

Le contenu de cette publication est soumis aux droits d'auteur de Fersa Bearings et ne peuvent être reproduits (ni même en extraits) sans avoir préalablement obtenu une autorisation écrite. Le plus grand soin a été pris pour garantir l'exactitude des informations contenues dans la publication. Néanmoins, aucune responsabilité ne peut être engagée pour la perte ou les dégâts, qu'ils soient directement ou indirectement liés ou encore conséquents à l'usage des informations contenues.

Malgré nos efforts pour garantir l'exactitude des informations contenues dans ce document, nous ne sommes pas en mesure d'exclure toute possibilité d'erreur ou d'omission. Nous rejetons toute responsabilité pour de telles erreurs ou omissions involontaires.

Die Inhalte dieses Dokuments unterliegen dem Urheberrecht von Fersa Bearings und dürfen weder ganz noch teilweise ohne vorherige schriftliche Genehmigung vervielfältigt werden. Bei der Zusammenstellung der Informationen dieses Dokuments wurde äußerster Sorgfalt angewandt, nichtsdestotrotz übernehmen wir keine Haftung für mittelbare, unmittelbare Verluste oder Schäden bzw. Folgeschäden, die aufgrund der Nutzung der hier enthaltenen Informationen entstehen.

Obwohl jede Anstrengung unternommen wurde, um die Korrektheit der Informationen dieses Dokuments zu gewährleisten, können Fehler oder Auslassungen nicht vollständig ausgeschlossen werden. In diesem Sinne schließen wir jegliche Haftung für derartige unbeabsichtigte Fehler und Auslassungen aus.

Авторское право на содержание этой публикации принадлежит компании Fersa Bearings, и ее воспроизведение (даже частичное) не разрешается без получения письменного разрешения Fersa Bearings. Для обеспечения точности информации, содержащейся в настоящей публикации, были предприняты все возможные меры, однако автор не несет ответственности за какие-либо потери или ущерб (прямой, побочный или косвенный), возникший вследствие использования такой информации.

Несмотря на все усилия, направленные на обеспечение точности информации, которая содержится в настоящем документе, ошибки или упущения не могут быть полностью исключены. Автор отказывается от какой-либо и всей ответственности в связи с такими непреднамеренными ошибками или упущениями.

Treść niniejszej publikacji stanowi własność firmy Fersa Bearings i nie może być powielana (nawet częściowo) bez uzyskania uprzedniej pisemnej zgody. Docho- wano należytej staranności, aby zagwarantować prawidłowość informacji zawartych w niniejszej publikacji, jednak firma nie ponosi w żadnym wypadku odpowiedzialności za jakiegokolwiek straty lub szkody bezpośrednie, pośrednie czy wynikowe związane z wykorzystaniem tych informacji. Pomimo wszelkich starań dolożonych w celu zapewnienia dokładności informacji zawartych w niniejszym dokumencie, nie można w zupełności wykluczyć błędów lub przeoczeń. Zrzekamy się wszelkiej odpowiedzialności za takie niezamierzone błędy lub przeoczenia.

تحتفظ فيرسا بيرنجز بحقوق طبع ونشر محتويات هذا الدليل ولا يجوز إعادة نشرها (حتى المتبقيات) ما لم يتم منح إذن كتابي مسبق، ويتم اتخاذ كل إجراءات الرعاية لضمان دقة المعلومات المتضمنة في هذه النشرة ولكن لا تتحمل الشركة مسؤولية أي فقد أو خسارة سواء أكان مباشر أو غير مباشر، أو تبعية ناتج عن استخدام هذه المعلومات المتضمنة هنا. وعلى الرغم من بذلنا قصارى جهدنا لنضمن دقة المعلومات المتضمنة في هذا المستند، إلا أنه لا يمكن استبعاد الأخطاء أو الحذف تمامًا. نحن نتصل عن أي وكافة المسؤوليات لهذه الأخطاء أو عمليات الحذف غير المقصودة.

00 Introduction 4
Introdução / Introducción / Introduction / Einleitung / Введение / Wstęp / المؤشر


01 Differential 14
Diferencial / Diferencial / Différentiel Differential / Unterschied / Дифференциал / Mechanizm różnicowy / القرص التفاضلي

02 Gearbox 18
Caixa de Câmbio / Caja de Cambios / Boîte de vitesse / Getriebe / Коробка передач / Skrzynia biegów / علبه التروس

03 Wheel End 32
Roda / Rueda / Roue / Rad / Колесо / Koło / العجلة
Bus / Ônibus / Autobús / Bus / Bus / Автобус / Autobus / حافلة 34
Truck / Caminhão / Camión / Camion / LKW / Грузовик / 36
Samochód ciężarowy / شاحنة

04 OEM Cross References 78
OEM Cruzamento de Refêrencias / OEM Cruce de Referencias / Références OEM croisées / OEM-Quervergleiche / Перевод на маркировку производителя / Odnosniki OEM / مراجع متبادلة مُصنع المعدات الأصلية

Fersa Solutions



The “Fersa Solution” is our full service approach for bearings for specific applications such as wheel-ends, differentials and gear-boxes for most commercial vehicles. Fersa bearings are manufactured to OEM specifications; starting with the specifications of the raw material to the heat treatment processes, as well as optimized design features.

SPECIAL HEAT TREATMENT FOR BEARINGS

Optimized material composition for enhanced service life.

All Fersa bearings undergo a special type of Through Hardening heat treatment. The hardening process includes austenization and quenching in a carbon neutral atmosphere. This provides an elevated tensile strength -throughout the part- after quenching, which is then tempered to increase the ductility and toughness.

Fersa’s added value offer is...

Increased bearing service life and delaying the maintenance of the vehicle.

OPTIMIZED PROFILES FOR EVERY APPLICATION

OEMs and Tier1 manufacturers know that bearings are a vital element of the drivetrain system. It needs to perform flawlessly under the most critical working conditions. Fersa bearings are designed for heavy duty applications, thus have to withstand very demanding loads. All the bearings that Fersa manufactures, be it for: wheel hub units, wheel-ends, differentials, as well as transmissions feature specific internal geometry, as complex profiling and low roughness.

Fersa’s added value offer is...



Extending bearing wear resistance

REDUCED SPACER RANGE FOR PINION APPLICATIONS

Fersa bearings for pinion applications are manufactured according to the toughest OEM specifications, with tighter width tolerances in the back face.

Fersa’s added value offer is...

Reducing the number of attempts for proper spacer selection during assembly and ensuring an optimum (tighter) pinion preload setting. The final process assembly time is reduced, cost savings are considerably increased.



Brand EN ES PT FR DE PL RU AR
 Marca
 Marce
 Marque
 Marke
 Marka
 Марка
 تيجراحتلا قوال علا

Model EN ES PT FR DE PL RU AR
 Modelo
 Modelo
 Modèlo
 Modell
 Model
 Модель
 تيجونملا

Application EN ES PT FR DE PL RU AR
 Aplicación
 Aplicação
 Application
 Anwendung
 Zastosowanie
 Применение
 تيجيحتلا

POSITION	Fersa	OEM
VOLVO 1°		
DR80 2°	Ratio 3, 3° 4,12/1, 4,55/1, 5,41/1, 1,09/1, 1,19/1	
Bevel pinion, front	HM 911245/HM 911210	184633+184115
Bevel pinion, pilot	*	183703
Bevel pinion 4°	H 913843/H 915°10	184635
Differential, left	687/672	181596+181279 / 184637
Differential, right	687/672	181596+181279 / 184637
Reduction shaft, right	*	183676+183831 / 184639
EV71	Series / Ratio - Axle serie	Ratio 3,61/1, 1,04/1
Bevel pinion, front	Serie / Ratio - Serie de Eje	31609 / 1523056
Bevel pinion, rear	Série / Ratio - Eixo série	181400 / 1523058
Differential, left	Série / ratio - Série d'essieu	18459
	Serie / Verhältnis - Achsserie	
	Seria / Przełożenie - Seria osi	
	Серия/Соотношение - Серия моста	
	روحملا غلسلس - قيسين / لسلاس	

Fersa Reference EN ES PT FR DE PL RU AR
 Referencia Fersa
 Referência Fersa
 Réference Fersa
 Fersa Ref.
 referencyjny Fersa
 Номер от Fersa
 اسديف عجرم

OEM Reference EN ES PT FR DE PL RU AR
 Referencia OEM
 Referência OEM
 OEM Réference
 OEM Ref.
 Numer referencyjny OEM
 Номер от производителя
 قيلصلال شادعلا وعجرم عجرم

Brand EN ES PT FR DE PL RU AR
 Marca
 Marce
 Marque
 Marke
 Marka
 Марка
 تيجراحتلا قوال علا

Model EN ES PT FR DE PL RU AR
 Modelo
 Modelo
 Modèlo
 Modell
 Model
 Модель
 تيجونملا

Application EN ES PT FR DE PL RU AR
 Aplicación
 Aplicação
 Application
 Anwendung
 Zastosowanie
 Применение
 تيجيحتلا

POSITION	Fersa	OEM
MERCEDES BENZ 2°		
ATEG 3°	814, 814 L, 814 5 L, 817, 817 L	
FA	SA 504304 01	32306 F / 33208 F
VL 2/22 DC-1 5°	SA 504304 01, SA 504304 30	
FA 6°	SA 504304 7°	338° / 39590/39520
FA	SA 504304 87	F 15120
HL 4/40 DC-7	RA	33017 F / 33208 F
ATEGO	Construction	815 F
VL 2/21 DC-3,5	FA SA 504304 01	580/39520
VL 2/21 DC-3,5	FA SA 504304 01, SA 504304 30	663/653
VL 2/21 DC-3,5	FA SA 504304 30	

Axle Model EN ES PT FR DE PL RU AR
 Modelo de eje
 Modelo de Eixo
 Modèle d'essieu
 Achsmoðell
 Model osi
 Модель моста
 روحملا تجونم

Axle Position EN ES PT FR DE PL RU AR
 Tipo de eje
 Tipo de eixo
 Position de l'essieu
 Achsposition
 Położenie osi
 Позиция моста
 روحملا تجونم

Axle Information EN ES PT FR DE PL RU AR
 Información del Eje
 Informação de Eixo
 Informations de l'essieu
 Achsinformation
 Położenie osi
 Информация о мосте
 روحملا شامول عجرم

Bearing Position EN ES PT FR DE PL RU AR
 Posición del Rodamiento
 Posição do Rolamento
 Posición del Rodamiento
 Lagerposition
 Położenie łożyska
 Позиция подшипника
 روحملا تجونم

N° OEM

EN Search according to OEM Number:

- In the OEM reference List table (page 77) look for the corresponding Fersa reference.
- Find the Fersa reference in the catalog. Please be sure to verify the application referenced.

ES Método de búsqueda por N° OEM

- Busque el número de referencia OEM en la tabla Listado de referencia OEM (pag. 77).
- Busque la referencia Fersa en el catalogo y verifique la aplicación.

PT Método de busca por N° OEM:

- Busque o número de referencia OEM na tabela Lista de referência OEM (pág. 77).
- Busque a referência Fersa no catálogo, e verifique a aplicação.

FR Recherchez la pièce à l'aide du numéro OEM:

- Dans le tableau de la liste des références OEM (page 77), recherchez la référence Fersa correspondante.
- Trouvez la référence Fersa dans le catalogue. Assurez-vous de bien vérifier l'application référencée.

DE Suche anhand der OEM-Nummer:

- Suchen Sie in der Liste der OEM-Ref.-Nr. (Seite 77) nach der entsprechenden Fersa-Ref.-Nr.
- Suchen Sie die Fersa-Ref.-Nr. im Katalog. Bitte prüfen Sie die Anwendung anhand der Ref.-Nr.

PL Wyszukiwanie według numeru OEM:

- Znajdź odpowiedni numer Fersa w tabeli zawierającej wykaz numerów referencyjnych OEM (strona 77).
- Znajdź w katalogu numer referencyjny Fersa. Pamiętaj o sprawdzeniu odnośnego zastosowania.

RU Поиск по номеру производителя:

- В таблице номеров производителей (стр. 77) найдите соответствующий номер Fersa.
- Найдите номер Fersa в каталоге. Не забудьте проверить применение согласно номеру.

AR البحث طبقاً لرقم مصنعة المعدات الأصلية

- في جدول قائمة مرجع مصنعة المعدات الأصلية (الصفحة) البحث عن مرجع فيرسا المتوافق.
- البحث عن مرجع فيرسا في الكتالوج. رجاء تأكد من أن تتحقق من التطبيق الوارد في المرجع.

00 Symbols & Nomenclatures

	EN	ES	PT	FR
	Differential	Diferencial	Diferencial	Differentiel
	Gearbox	Caja de cambios	Caixa de câmbio	Boîte de vitesses
	Wheel end	Rueda	Roda	Roue
	Trailer	Trailer	Reboque	Remorque
	Truck	Camión	Caminhão	Camion
	Bus	Bus	Ônibus	Bus
	OEM cross references	OEM cruce de referencias	OEM Referências cruzadas	Références OEM croisées
*	Availability to be advised	Se confirmará disponibilidad	Disponibilidade a confirmar	Disponibilité à notifier
	Axle position	Posición del eje	Posição do eixo	Position de l'essieu
	Information	Información	Informação	Informations
	WHU (Wheel Hub Unit)	WHU (Unidad de buje de rueda)	WHU (Cubo de roda unitizado)	WHU (unité de roulement de roue)
	Inboard	Interior	Interior	Embarqué
	Outboard	Exterior	Exterior	Débarqué

Z	Shield on one side	Tapa en una cara	Protetor em uma face	Écran sur un côté
ZZ	Shield on both sides	Tapas en las dos caras	Protetor nas duas faces	Écrans sur les deux côtés
RS	Rubbing seal on one side	Tapa retén en una cara	Protetor nas duas faces	Joint à frottement sur un côté
2RS	Rubbing seals on both sides	Tapa retén en las dos caras	Retentor nas duas faces	Joints à frottement sur les deux côtés
M	Machined brass cage	Jaula de latón	Gaiola de latão	Cage en laiton usinée
N	Snap ring groove in outer ring	Ranura y anillo elástico en aro exterior	Canal e trava no aro externo	Rainure pour segment d'arrêt sur la bague extérieure
NR	Snap ring groove and snap ring in outer ring	Ranura, anillo elástico y arandela de seguridad en aro exterior	Canal com trava de segurança no aro exterior	Rainure pour segment d'arrêt et segment d'arrêt sur la bague extérieure
C3	Internal clearance greater than normal	Juego radial mayor que el normal	Folga radial maior que o normal	Jeu interne supérieur à la normale

FA	Front axle	Eje delantero	Eixo traseiro	Essieux avant
LA	Leading axle	Eje motriz	Eixo motriz	Essieu poussé
RA	Rear axle	Eje trasero	Eixo dianteiro	Essieu arrière
TA	Trailing axle	Eje de arrastre	Eixo de arraste	Essieu traîné
TRA	Trailer axle	Eje de trailer	Eixo de reboque	Essieu de remorque

	DE	PL	RU	AR
	Differential	Mechanizm różnicowy	Дифференциал	قرص تقاطعي
	Getriebe	Skrzynia biegów	Коробка передач	علبة التروس
	Rad	Koło	Колесо	عجلة
	Anhänger	Przyczepa	Прицеп	مقطورة
	LKW	Ciężarówka	Грузовик	شاحنة
	Bus	Autobus	Автобус	حافلة
	OEM-Quervergleiche	Oдноśniki OEM	Перевод на маркировку производителя	مراجع متبادلة لمصنع المعدات الأصلية
*	Verfügbarkeit muss bestätigt werden	Informacje dotyczące dostępności poda producent	Наличие уточняется	الإتاحة للاستشارة
	Achspannung	Położenie osi	Позиция моста	موضع المحور
	Information	Informacje	Информация	المعلومات
	WHU (Radnabeneinheit)	WHU (zestaw piast koła)	Ступица	وحد محول العجلة (WHU)
	Innen	Wewnętrzny	Внутри	داخلي
	Außen	Zewnętrzny	Снаружи	خارجي

Z	Deckel auf einer Seite	Ośłona z jednej strony	Защитная шайба с одной стороны	درع في جانب واحد
ZZ	Deckel auf beiden Seiten	Ośłony po obu stronach	Защитные шайбы с обеих сторон	درعان على كلا الجانبين
RS	Schleifende Dichtung auf einer Seite	Uszczelnienie cierne po jednej stronie	Резиновое уплотнение с одной стороны	مانع تسريب احتكاك على جانب واحد
2RS	Schleifende Dichtungen auf beidem Seiten	Uszczelnienia cierne po obu stronach	Резиновое уплотнение с обеих сторон	مانعي تسريب احتكاك على كلا الجانبين
M	Messingkäfig	Rowek na pierścieniu zewnętrznym	Механически обработанный латунный сепаратор	قفص نحاس الي
N	Sprengringnut im Außenring	Rowek smarowy na pierścieniu zewnętrznym	Канавка под стопорное кольцо на наружном кольце	محاداة تجويف حلقة الإطباق في الحلقة الخارجية
NR	Sprengringnut und Sprengring im Außenring	Rowek i zabezpieczający pierścień sprężynujący na pierścieniu zewnętrznym	Канавка со стопорным кольцом на наружном кольце	محاداة حلقة الإطباق وحلقة الإطباق في الحلقة الخارجية
C3	Radialspiel größer als normal	Luz wewnętrzny większy niż normalny	Внутренний зазор, превышающий стандартный	الخلوص الداخلي أكبر من المعدل الطبيعي

FA	Vorderachse	Oś przednia	Передний мост	المحور الأمامي
LA	Vorlaufachse	Oś prowadząca	Ведущий мост	محور القيادة الأمامي
RA	Hinterachse	Oś tylna	Задний мост	المحور الخلفي
TA	Hinterachse	Oś tylna	Поддерживающий мост	محور السحب الخلفي
TRA	Anhängerschaft	Oś przyczepy	Мост прицепа	محور المقطورة

	ES	PT	FR
Bevel pinion	Piñón	Pinhão	Pignon conique
Bevel pinion front	Piñón delantero	Pinhão dianteiro	Pignon conique avant
Bevel pinion pilot	Piñón piloto	Pinhão ponta	Pilote du pignon conique
Bevel pinion rear	Piñón trasero	Pinhão traseiro	Pignon conique arrière
Differential left	Diferencial izquierda	Coroa lateral esquerda	Différentiel gauche
Differential right	Diferencial derecha	Coroa lateral direito	Différentiel droit
Input shaft front	Eje de entrada delantero	Eixo de entrada dianteiro	Arbre d'entrée avant
Input shaft rear	Eje de entrada trasero	Eixo de entrada traseiro	Arbre d'entrée arrière
Inter-axle differential	Diferencial entre ejes	Diferencial entre eixos	Différentiel inter-essieux
Intermediate gear front	Engranaje intermedio delantero	Engrenagem intermediária dianteiro	Engrenage intermédiaire avant
Intermediate gear rear	Engranaje intermedio trasero	Engrenagem intermediária traseiro	Engrenage intermédiaire arrière
Output shaft front	Eje de salida delantero	Eixo de saída dianteiro	Arbre de sortie avant
Output shaft intermediate	Eje de salida intermedio	Eixo de saída intermediário	Arbre de sortie intermédiaire
Output shaft rear	Eje de salida trasero	Eixo de saída traseiro	Arbre de sortie arrière
Reduction shaft left	Eje de reducción izquierda	Eixo de redução esquerda	Arbre de réduction gauche
Reduction shaft right	Eje de reducción derecha	Eixo de redução direito	Arbre de réduction droit

	ES	PT	FR
Auxiliary counter shaft	Eje secundario auxiliar	Carretel auxiliar	Arbre secondaire auxiliaire
Auxiliary counter shaft front	Eje secundario auxiliar delantero	Carretel auxiliar dianteiro	Arbre secondaire auxiliaire avant
Auxiliary counter shaft rear	Eje secundario auxiliar trasero	Carretel auxiliar traseiro	Arbre secondaire auxiliaire arrière
Case housing	Tapa de carcasa	Tampa de carcaça	Boîtier
Counter shaft	Eje intermedio	Carretel	Arbre secondaire
Counter shaft front	Eje intermedio delantero	Carretel dianteiro	Arbre secondaire avant
Counter shaft intermediate	Eje intermedio intermedio	Carretel intermediário	Arbre secondaire intermédiaire
Counter shaft rear	Eje intermedio trasero	Carretel traseiro	Arbre secondaire arrière
Fork	Horquilla	Fork	Fourche
GPA	GPA	GPA	GPA
GPA front	GPA delantero	GPA dianteiro	GPA avant
GPA intermediate	GPA intermedio	GPA intermediário	GPA intermédiaire
GPA rear	GPA trasero	GPA traseiro	GPA arrière
GV	GV	GV	GV
GV case	GV carcasa	GV carcaça	GV boîtier
GV front	GV delantero	GV dianteiro	GV avant
GV intermediate	GV intermedio	GV intermediário	GV intermédiaire
GV rear	GV trasero	GV traseiro	GV arrière
Input shaft	Eje de entrada	Eixo primário	Arbre d'entrée
Input shaft case	Eje de entrada carcasa	Eixo primário carcaça	Boîtier de l'arbre d'entrée

	ES	PT	FR
Input shaft front	Eje de entrada delantero	Eixo primário dianteiro	Arbre d'entrée avant
Input shaft intermediate	Eje de entrada intermedio	Eixo primário intermediário	Arbre d'entrée intermédiaire
Input shaft rear	Eje principal	Eixo primário traseiro	Arbre d'entrée arrière
Main shaft	Eje principal delantero	Eixo primário	Arbre principal
Main shaft front	Eje principal intermedio	Eixo secundário dianteiro	Arbre principal avant
Main shaft intermediate	Eje principal trasero	Eixo secundário intermediário	Arbre principal intermédiaire
Main shaft rear	MPS kit	Eixo secundário traseiro	Arbre principal arrière
MPS kit	Bomba de aceite	MPS kit	Kit MPS
Oil pump	Eje de salida	Bomba de óleo	Pompe à huile
Output shaft	Eje de salida delantero	Eixo planetario	Arbre de sortie
Output shaft front	Eje de salida trasero	Eixo planetario dianteiro	Arbre de sortie avant
Output shaft rear	Toma de fuerza	Eixo planetario traseiro	Arbre de sortie arrière
PTO	Corona reductora	Tomada de força	PTO
Reduction	Retarder delantero	Redução	Réduction
Retarder shaft front	Retarder trasero	Retarder dianteiro	Arbre de ralentisseur avant
Retarder shaft rear	Retarder	Retarder traseiro	Arbre de ralentisseur arrière
Retarder shaft	Alojamiento retarder delantero	Retarder	Arbre de ralentisseur
Retarder housing front	Alojamiento retarder trasero	Alojamento retarder dianteiro	Boîtier du ralentisseur avant
Retarder housing rear	Marcha atrás	Alojamento retarder traseiro	Boîtier du ralentisseur arrière
Reverse shaft	Marcha atrás delantero	Ré inferior	Arbre d'inversion
Reverse shaft front	Marcha atrás intermedio	Ré inferior dianteiro	Arbre d'inversion avant
Reverse shaft intermediate	Marcha atrás trasero	Ré inferior intermediário	Arbre d'inversion intermédiaire
Reverse shaft rear	Segundo eje secundario auxiliar	Ré inferior traseiro	Arbre d'inversion arrière
Second auxiliary counter shaft	Segundo eje secundario auxiliar delantero	Segundo carretel auxiliar	Deuxième arbre secondaire auxiliaire
Second auxiliary counter shaft front	Segundo eje secundario auxiliar trasero	Segundo carretel auxiliar dianteiro	Deuxième arbre secondaire auxiliaire avant
Second auxiliary counter shaft rear	Mecanismo selector	Segundo carretel auxiliar traseiro	Deuxième arbre secondaire auxiliaire arrière
Selector mechanism	Splitter	Mecanismo seletor	Mécanisme sélecteur
Splitter	Splitter delantero	Splitter	Séparateur
Splitter front	Splitter intermedio	Splitter dianteiro	Séparateur avant
Splitter intermediate	Splitter trasero	Splitter intermedio	Séparateur intermédiaire
Splitter rear	Splitter traseiro	Splitter traseiro	Séparateur arrière

	ES	PT	FR
Inboard	Interno	Interno	Embarqué
Outboard	Externo	Externo	Embarqué

	DE	PL	RU	AR
Bevel pinion	Konisches Ritzel	Stożkowe koło zębate	Зубчатая коническая передача	ترس صغير مخروطي
Bevel pinion front	Konisches Ritzel vorn	Stożkowe koło zębate, przednie	Зубчатая коническая передача спереди	الجانب الأمامي للترس الصغير المخروطي
Bevel pinion pilot	Konisches Ritzel Führung	Prowadnik stożkowego koła zębatego	Цапфа зубчатой конической передачи	دليل الترس الصغير المخروطي
Bevel pinion rear	Konisches Ritzel hinten	Stożkowe koło zębate, tylne	Зубчатая коническая передача сзади	الجانب الخلفي للترس الصغير المخروطي
Differential left	Differential links	Mechanizm różnicowy, lewy	Дифференциал слева	الجانب الأيسر للقرص التفاضلي
Differential right	Differential rechts	Mechanizm różnicowy, prawy	Дифференциал справа	الجانب الأيمن للقرص التفاضلي
Input shaft front	Eingangswelle vorn	Wał wejściowy, przedni	Входной вал спереди	الجانب الأمامي للعمود الداخلي
Input shaft rear	Eingangswelle hinten	Wał wejściowy, tylny	Входной вал сзади	الجانب الخلفي للعمود الداخلي
Inter-axle differential	Längsdifferential	Mechanizm różnicowy centralny	Промежуточный дифференциал	القرص التفاضلي داخل المحور
Intermediate gear front	Mittlerer Gang vorn	Koło zębate pośredniczące, przednie	Промежуточная шестерня спереди	الجانب الأمامي لعنبة التروس الوسطى
Intermediate gear rear	Mittlerer Gang hinten	Koło zębate pośredniczące, tylne	Промежуточная шестерня сзади	الجانب الخلفي لعنبة التروس الوسطى
Output shaft front	Ausgangswelle vorn	Wał wyjściowy, przedni	Выходной вал спереди	الجانب الأمامي للعمود الخارجي
Output shaft intermediate	Ausgangswelle Mitte	Wał wyjściowy, centralny	Выходной вал посередине	الجانب الأوسط للعمود الخارجي
Output shaft rear	Ausgangswelle hinten	Wał wyjściowy, tylny	Выходной вал сзади	الجانب الخلفي للعمود الخارجي
Reduction shaft left	Zwischenwelle links	Wał redukcyjny, lewy	Вал редуктора слева	الجانب الأيسر لعمود الخفض
Reduction shaft right	Zwischenwelle rechts	Wał redukcyjny, prawy	Вал редуктора справа	الجانب الأيمن لعمود الاختزال

	DE	PL	RU	AR
Auxiliary counter shaft	Hilfs-Zapfwelle	Dodatkowy wał pośredni	Вспомогательный обратный вал	عمود العداد المساعد
Auxiliary counter shaft front	Hilfs-Zapfwelle vorn	Dodatkowy wał pośredni, przedni	Вспомогательный обратный вал спереди	الجانب الأيمن لعمود العداد المساعد
Auxiliary counter shaft rear	Hilfs-Zapfwelle hinten	Dodatkowy wał pośredni, tylny	Вспомогательный обратный вал сзади	الجانب الخلفي لعمود العداد المساعد
Case housing	Gehäusedeckel	Obudowa	Картер	مبيت الحافظة
Counter shaft	Zapfwelle	Wał pośredni	Обратный вал	عمود العداد
Counter shaft front	Zapfwelle vorn	Wał pośredni, przedni	Обратный вал спереди	الجانب الأيمن لعمود العداد
Counter shaft intermediate	Zapfwelle Mitte	Wał pośredni, centralny	Обратный вал посередине	الجانب الأوسط لعمود العداد
Counter shaft rear	Zapfwelle hinten	Wał pośredni, tylny	Обратный вал сзади	الجانب الخلفي لعمود العداد
Fork	Gabel	Widelki	Вилка	الشوكة
GPA	GPA	GPA	GPA	GPA
GPA front	GPA vorn	GPA, przód	GPA спереди	الجانب الأمامي لـGPA
GPA intermediate	GPA Mitte	GPA, położenie centralne	GPA посередине	الجانب الأوسط لـGPA
GPA rear	GPA hinten	GPA, tył	GPA сзади	الجانب الخلفي لـGPA
GV	GV	GV	GV	GV
GV case	GV Gehäuse	GV, obudowa	Картер GV	حافظة GV
GV front	GV vorn	GV, przód	GV спереди	الجانب الأمامي لـGV
GV intermediate	GPA Mitte	GV, położenie centralne	GV посередине	الجانب الأوسط لـGV
GV rear	GV hinten	GV, tył	GV сзади	الجانب الخلفي لـGV

	DE	PL	RU	AR
Input shaft	Eingangswelle	Wał wejściowy	Входной вал	العمود الداخلي
Input shaft case	Eingangswelle Gehäuse	Obudowa wału wejściowego	Картер входного вала	حافظة العمود الداخلي
Input shaft front	Eingangswelle vorn	Wał wejściowy, przedni	Входной вал спереди	الجانب الأمامي للعمود الداخلي
Input shaft intermediate	Eingangswelle Mitte	Wał wejściowy, centralny	Входной вал посередине	الجانب الأوسط للعمود الداخلي
Input shaft rear	Hauptwelle	Wał wejściowy, tylny	Входной вал сзади	الجانب الخلفي للعمود الداخلي
Main shaft	Hauptwelle vorn	Wał główny	Ведущий вал	العمود الرئيسي
Main shaft front	Hauptwelle Mitte	Wał główny, przedni	Ведущий вал спереди	الجانب الأمامي للعمود الرئيسي
Main shaft intermediate	Hauptwelle hinten	Wał główny, centralny	Ведущий вал посередине	الجانب الأوسط للعمود الرئيسي
Main shaft rear	MPS-Set	Wał główny, tylny	Ведущий вал сзади	الجانب الخلفي للعمود الرئيسي
MPS kit	Ölpumpe	MPS kit	Комплект MPS	طقم أدوات MPS
Oil pump	Ausgangswelle	Pompa olejowa	Масляный насос	مضخة الزيت
Output shaft	Ausgangswelle vorn	Wał wyjściowy	Выходной вал	العمود الخارجي
Output shaft front	Ausgangswelle hinten	Wał wyjściowy, przedni	Выходной вал спереди	الجانب الأمامي للعمود الخارجي
Output shaft rear	Nebenabtrieb	Wał wyjściowy, tylny	Выходной вал сзади	الجانب الخلفي للعمود الخارجي
PTO	Zwischenwelle	Przystawka odbioru mocy	Вал отбора мощности	PTO
Reduction	Retarderwelle vorn	Redukcja	Редуктор	خفض
Retarder shaft front	Retarderwelle hinten	Wał hamulca, przedni	Вал замедлителя спереди	الجانب الأمامي للعمود المقاصر
Retarder shaft rear	Retarderwelle	Wał hamulca, tylny	Вал замедлителя сзади	الجانب الخلفي للعمود المقاصر
Retarder shaft	Retardergehäuse vorn	Wał hamulca	Вал замедлителя	العمود المقاصر
Retarder housing front	Retardergehäuse hinten	Obudowa hamulca, przód	Корпус замедлителя спереди	الجانب الأمامي لمبيت المقاصر
Retarder housing rear	Rücklaufwelle	Obudowa hamulca, tył	Корпус замедлителя сзади	الجانب الخلفي لمبيت المقاصر
Reverse shaft	Rücklaufwelle vorn	Wał wsteczny	Вал заднего хода	العمود العكسي
Reverse shaft front	Rücklaufwelle Mitte	Wał wsteczny, przedni	Вал заднего хода спереди	الجانب الأمامي للعمود العكسي
Reverse shaft intermediate	Rücklaufwelle hinten	Wał wsteczny, centralny	Вал заднего хода посередине	الجانب الأوسط للعمود العكسي
Reverse shaft rear	Zweite Hilfs-Zapfwelle	Wał wsteczny, tylny	Вал заднего хода сзади	الجانب الخلفي للعمود العكسي
Second auxiliary counter shaft	Zweite Hilfs-Zapfwelle vorn	Drugi dodatkowy wał pośredni	Второй вспомогательный обратный вал	عمود العداد المساعد الثاني
Second auxiliary counter shaft front	Zweite Hilfs-Zapfwelle hinten	Drugi dodatkowy wał pośredni, przedni	Второй вспомогательный обратный вал спереди	الجانب الأمامي لعمود العداد المساعد الثاني
Second auxiliary counter shaft rear	Auswahlmechanismus	Drugi dodatkowy wał pośredni, tylny	Второй вспомогательный обратный вал сзади	الجانب الخلفي لعمود العداد المساعد الثاني
Selector mechanism	Splitter	Mechanizm wybieraka	Механизм переключения	آلية المحدد
Splitter	Splitter vorn	Rozdzielacz	Доп. коробка передач	المقسم
Splitter front	Splitter Mitte	Rozdzielacz, przedni	Доп. коробка передач спереди	الجانب الأمامي للمقسم
Splitter intermediate	Splitter hinten	Rozdzielacz, centralny	Доп. коробка передач посередине	الجانب الأوسط للمقسم
Splitter rear	Séparateur arrière	Rozdzielacz, tylny	Доп. коробка передач сзади	الجانب الخلفي للمقسم

	DE	PL	RU	AR
Inboard	Innen	Wewnętrzny	Внутри	داخلي
Outboard	Außen	Zewnętrzny	Снаружи	خارجي

01

Differential

Model	Pag
IVECO	
4517	16
4521	16
Daily + TurboDaily + Daily 96 + Daily C and S	16
ROCKWELL	
140E	16
150E	16
153E	16
167E	16
MS-13-185	16
MS-23-155	17
RS-220	17
RS-230 + MS-235	17
RS-23-240 + MS-245	17
U177	17
U180	17

POSITION	Fersa	OEM
----------	-------	-----

IVECO

4517		
Bevel pinion front	*	1905214
Bevel pinion rear	JW 5049/JW 5010	1905215
Differential right	32014 XF	1905216
Differential left	32014 XF	1905216

4521		
Bevel pinion front	HM 803149/HM 803110	1905217
Bevel pinion rear	JW 5049/JW 5010	1905215
Bevel pinion pilot	*	1905218
Differential right	*	1905219
Differential left	*	1905219

Daily + TurboDaily + Daily 96 + Daily C and S		
Bevel pinion front	HM 803146/HM 803110	7162215
Bevel pinion rear	HM 803146/HM 803110	7162215
Differential right	32012 XF	7162243
Differential left	32012 XF	7162243

ROCKWELL

140E		
Bevel pinion front	*	1905391
Bevel pinion rear	H 715332/H 715311	8194953
Bevel pinion pilot	*	1905278
Differential right	33020 F	1905027
Differential left	33020 F	1905027

150E		
Bevel pinion front	*	8194954
Bevel pinion rear	*	8194955
Bevel pinion pilot	*	8193815
Differential right	32021 XF	8190538
Differential left	32021 XF	8190538

153E		
Bevel pinion front	*	8194954
Bevel pinion rear	*	8194955
Bevel pinion pilot	*	1905301
Differential right	32021 XF	8190538
Differential left	32021 XF	8190538

167E		
Bevel pinion front	*	42536505
Bevel pinion rear	*	42536505
Bevel pinion pilot	F 19063	1905316
Differential right	32021 XF	8190538
Differential left	32021 XF	8190538

MS-13-185		
Bevel pinion front	H 715334/H 715311	98535
Bevel pinion rear	F 19063	98509
Bevel pinion pilot	9278/9220	98536
Differential right	JHM 720249/JHM 720210	98537
Differential left	64450/64700	98538

POSITION	Fersa	OEM
----------	-------	-----

ROCKWELL

MS-23-155		
Bevel pinion front	78225 C/78551	98361
Bevel pinion rear	55200 C/55437	98074
Bevel pinion pilot	F 19033	98504
Differential right	JM 716649/JM 716610	98144+98142
Differential left	580/572	098223+098123

RS-220		
Bevel pinion front	55200 C/55437	98076+98074
Bevel pinion rear	M 804049/M 804010	98376+98145
Bevel pinion pilot	F 19035	98375
Differential right	JLM 714149/JLM 714110	98353+98355
Differential left	42381/42584	7149606+7149608

RS-230 + MS-235		
Bevel pinion front	HM 804846/HM 804810	98289+98084
Bevel pinion rear	55200 C/55437	98076+98074
Bevel pinion pilot	F 19020	98400
Differential right	JM 716649/JM 716610	98144+98142
Differential left	52400/52618	98171+98172

RS-23-240 + MS-245		
Bevel pinion front	78225 C/78551	98360+98361
Bevel pinion rear	55200 C/55437	98074
Bevel pinion pilot	F 19020	98400
Differential right	JM 716649/JM 716610	98144+98142
Differential left	JP 12049/JP 12010	98377+98378

U177		
Bevel pinion front	*	42532888
Bevel pinion rear	*	42532888
Bevel pinion pilot	F 19063	1905316
Differential right	32021 XF	8190538
Differential left	32021 XF	8190538


U180		
Bevel pinion front	H 715334/H 715311	8194958
Bevel pinion rear	9278/9220	8194957
Bevel pinion pilot	F 19063	1905316
Differential right	JHM 720249/JHM 720210	8194959
Differential left	64450/64700	8194960



Gearbox

Model	Pag
IVECO	
2822	20
2828	20
2830	20
2831	20
2835	20
2842	21
2845.5	21
2845.6	21
2846	22
2855.6	22
2855.5	22
2865.6	23
2870.9	23
2895.9	23
ZF	
9S-75	23
16S-109	24
16S-151	24
16S-181	26
16S-221	26
16S-251	27
16S-252 TO IT	27
16S-1620 TD	
16S-1625 TD	
16S-162 TD IT	28
16S-1621 TD IT	
16S-1920 TD	
16S-1921 TD IT	28
16S-1922 TD	
16S-2220 TO	
TO IT	
16S-222 TO IT	
16S-2222 TO	28
16S-2223 TO	
16S-2225 TO	
16S-2221 TO IT	

Model	Pag
16S-2220 TD	
16S-222 TD IT	
16S-2222 TD	29
16S-2225 TD	
16S-2221 TD IT	
16S-2520 TO	29
S6-36	29



POSITION	Fersa	OEM
IVECO		
2822		
Main shaft front	*	8856972
Main shaft	*	8856973
Main shaft	*	8856938
Main shaft	*	8856975
Main shaft	*	8856975
Main shaft	*	8856974
Counter shaft front	32206 F	8835016
Counter shaft rear	32206 F	8835016
Reverse shaft	*	8558292
2828		
Input shaft front	*	1905183
Main shaft front	*	4557103
Main shaft	*	8556747
Main shaft rear	*	1905183
Counter shaft front	32008 XF	24903810
Counter shaft rear	32008 XF	24903810
Reverse shaft	*	8558292
2830		
Input shaft front	*	8559356
Main shaft front	*	4617953
Main shaft rear	*	8558252
Counter shaft front	32208 F	26800140
Counter shaft rear	32208 F	26800140
Counter shaft rear	*	4617655
Counter shaft rear	*	8562914
2831		
Input shaft front	*	1905183
Main shaft front	*	8833978
Main shaft	*	8856348
Main shaft	*	8556747
Main shaft rear	*	1905183
Counter shaft front	32008 XF	24903810
Counter shaft rear	32008 XF	24903810
Reverse shaft	*	1905292
2835		
Input shaft front	*	8559356
Main shaft front	*	8832037
Main shaft rear	*	8558252
Counter shaft front	32208 F	26800140
Counter shaft rear	32208 F	26800140
Reverse shaft	*	4617655
Reverse shaft	*	8562914

POSITION	Fersa	OEM
IVECO		
2842 1st Series		
Input shaft front	*	8559356
Main shaft front	*	4617953
Main shaft rear	*	8558252
Counter shaft front	32208 F	26800140
Counter shaft rear	32208 F	26800140
Reverse shaft	*	4617655
Reverse shaft	*	8562914
2842 2nd Series		
Input shaft front	*	8559356
Main shaft front	*	8832037
Main shaft rear	*	8558252
Counter shaft front	32208 F	26800140
Counter shaft rear	32208 F	26800140
Reverse shaft	*	4617655
Reverse shaft	*	8562914
2842 3rd Series		
Input shaft front	*	8559356
Main shaft front	*	8832037
Main shaft rear	*	8558252
Counter shaft front	32208 F	26800140
Counter shaft rear	32208 F	26800140
Reverse shaft	*	4617655
Reverse shaft	*	8562914
2845.5		
Input shaft front (1st Generation - Input shaft with grooved nut)	*	1905250
Input shaft front (2nd Generation - Input shaft with seeger ring)	*	1905490
Main shaft front	*	1905251
Main shaft	*	1905242
Main shaft	*	1905241
Main shaft	*	1905241
Main shaft	*	1905241
Main shaft	*	1905241
Main shaft	*	1905253
Main shaft rear	*	1905396
Counter shaft front	33108 F	1905252
Counter shaft rear	33108 F	1905252
Reverse shaft	*	1905254
2845.6		
Input shaft front (1st Generation - Input shaft with grooved nut)	*	1905250
Input shaft front (2nd Generation - Input shaft with seeger ring)	*	1905490
Main shaft front	*	1905251

POSITION	Fersa	OEM
IVECO		
2845.6		
Main shaft	*	1905242
Main shaft	*	1905241
Main shaft	*	1905241
Main shaft	*	1905241
Main shaft	*	1905253
Main shaft	*	1905243
Main shaft rear	*	1905396
Counter shaft front	33108 F	1905252
Counter shaft rear	33108 F	1905252
Reverse shaft	*	1905254
2846		
Input shaft front	*	8559356
Main shaft front	*	8832037
Main shaft	*	8856346
Main shaft	*	8856916
Main shaft rear	*	8558252
Counter shaft front	32208 F	26800140
Counter shaft rear	32208 F	26800140
Reverse shaft	*	4617655
Reverse shaft	*	8562914
2855.6		
Input shaft front (1st Generation - Input shaft with grooved nut)	*	1905250
Input shaft front (2nd Generation - Input shaft with seeger ring)	*	1905490
Main shaft front	*	1905270
Main shaft	*	1905258
Main shaft	*	1905241
Main shaft	*	1905253
Main shaft	*	1905243
Main shaft rear	*	1905238
Main shaft rear	*	1905396
Counter shaft front	33108 F	1905252
Counter shaft rear	33108 F	1905252
Reverse shaft	*	1905254
2855.5		
Input shaft front	*	1905490
Main shaft front	*	1905270
Main shaft	*	1905241
Main shaft	*	1905243
Main shaft rear	*	1905396
Counter shaft front	33108 F	1905252
Counter shaft rear	33108 F	1905252
Reverse shaft	*	1905254

POSITION	Fersa	OEM
IVECO		
2865.6		
Input shaft front	*	1905397
Main shaft front	*	1905271
Main shaft	*	1905264
Main shaft	*	1905241
Main shaft	*	1905263
Main shaft	*	1905262
Main shaft	*	1905253
Main shaft rear	*	1905260
Counter shaft front	33208 F	1905261
Counter shaft rear	33208 F	1905261
Reverse shaft	*	1905254
2870.9		
Input shaft front (1st Generation - Input shaft with grooved nut)	*	1905490
Input shaft front (2nd Generation - Input shaft with seeger ring)	*	1905250
Main shaft front	*	1905270
Main shaft rear	*	1905260
Output shaft front	*	1905277
Main shaft	*	1905242
Main shaft	*	1905241
Main shaft	*	1905253
Counter shaft front	33108 F	1905252
Counter shaft rear	33108 F	1905252
Reverse shaft	*	1905254
Output shaft rear	*	1905276
2895.9		
Input shaft front	*	1905397
Main shaft front	*	1905270
Main shaft rear	*	1905260
Output shaft front	*	1905277
Main shaft	*	1905242
Main shaft	*	1905241
Main shaft	*	1905253
Counter shaft front	33208 F	1905261
Counter shaft rear	33208 F	1905261
Reverse shaft	*	1905254
Output shaft rear	*	1905276
ZF		
9S-75		
Input shaft front	45285 A/45221	0750 117 312
Main shaft front	2580/2520	1307 203 019
Main shaft	*	0735 321 494
Main shaft	*	0735 321 494
Main shaft	*	0735 321 012

POSITION	Fersa	OEM
ZF		
9S-75 <i>1st Series</i>		
Main shaft	*	0750 115 427
Main shaft	*	0750 115 533
Main shaft rear	33885/33822	1246 203 008
Counter shaft front	3386/3325	0735 370 742
Counter shaft rear	2789/2729	0750 117 198
Reverse shaft	*	0735 358 192
Output shaft front	*	0635 338 090
Output shaft rear	6213 C3	0735 330 597
16S-109 <i>R.11,26-1,00 + R.11,86-0,85 + R.13,30-1,00 + R.13,31-1,00 + R.13,41-1,00 + R.13,42-1,00 + R.13,53-0,82</i>		
Input shaft front	33262 A/33461	0750 117 079
Input shaft	*	0735 320 816
Main shaft front	CONE F 15213	0735 371 406
Main shaft intermediate	*	0750 115 299
Main shaft	*	0735 320 816
Main shaft	*	0735 320 816
Main shaft	*	0750 115 224
Main shaft	*	0750 115 225
Main shaft rear (New type)	F 15212	0735 371 605
Main shaft rear (Old Type)	*	0750 117 081
Output shaft front	*	0735 330 804
Output shaft front	*	0735 340 080
Output shaft front (Alternative version having a different planetary group synchronization)	F 18052	0750 116 165
Output shaft rear	6216 C3	0750 116 404
Output shaft rear	*	0750 116 048
Output shaft rear (Alternative version having a different planetary group synchronization)	*	0750 116 197
Counter shaft front	33208 F	0735 371 749
Counter shaft rear	33889/33822	0750 118 511
Reverse shaft	*	0735 358 192
16S-151 <i>R.13,74-0,84 + R.16,41-1,00</i>		
Input shaft front	F 15104	0750 117 732
Main shaft front	CONE 4395	0750 117 232
Main shaft intermediate	F 19087	0750 115 534
Main shaft	F 17038 K	0735 321 087
Main shaft	F 17039 K	0750 115 325
Main shaft	F 17040 K	0750 115 324
Main shaft rear	F 15246	0750 117 677
Output shaft front	*	0735 298 169
Output shaft rear	6218 C3	0750 116 002
Counter shaft front	5395/5335	0750 117 009
Counter shaft rear	4580/4535	0750 117 011
Reverse shaft	F 17041 K	0750 115 366

POSITION	Fersa	OEM
ZF		
16S-151 <i>R.13,80-0,84 + R.13,86-0,84 + R.16,47-1,00</i>		
Input shaft front	F 15104	0750 117 732
Input shaft front (Only for input shaft 1315 202 022 / 1315 202 012 /1316 202 005 - Old versions with Needle B)	*	0750 117 431
Input shaft (Only for input shaft 1315 202 022)	*	0735 321 437
Input shaft (Only for Input S. 1315 202 012 - Old version with Needle B.)	*	0750 115 310
Input shaft intermediate (Only for input shaft 1316 221 017 / 1316 221 018 / 1315 221 002)	*	0635 450 098
Main shaft front	CONE 4395	0750 117 232
Main shaft intermediate (Do not use for Old version with Needle Bearings)	F 19087	0750 115 534
Main shaft	F 17038 K	0735 321 087
Main shaft	F 17038 K	0735 321 087
Main shaft	F 17039 K	0750 115 325
Main shaft	F 17040 K	0750 115 324
Main shaft rear	F 15246	0750 117 677
Output shaft front	F 18052	0750 116 165
Output shaft front	*	0735 298 169
Output shaft rear	6218 C3	0750 116 002
Counter shaft front (For models having front cover with oil pump)	F 15047	0750 117 010
Counter shaft front (For models having front cover without oil pump)	5395/5335	0750 117 009
Counter shaft rear	4580/4535	0750 117 011
Reverse shaft	F 17041 K	0750 115 366
(Only for input shaft 1315 221 002)	*	0635 450 098
Selector mechanism	*	0635 303 053
16S-151 <i>R.13,85-0,84 + R.16,53-1,00</i>		
Input shaft front	F 15104	0750 117 732
Input shaft front (Only for input shaft 1315 202 022 / 1315 202 012 /1316 202 005 - Old versions with Needle B)	*	0750 117 431
Input shaft (Only for input shaft 1315 202 022)	*	0735 321 437
Input shaft (Only for Input S. 1315 202 012 - Old version with Needle B.)	*	0750 115 310
Input shaft intermediate (Only for input shaft 1316 221 017 / 1316 221 018 / 1315 221 002)	*	0635 450 098
Main shaft front	CONE 4395	0750 117 232
Main shaft intermediate	F 19061	0750 118 198
Main shaft	F 17038 K	0735 321 087
Main shaft	F 17038 K	0735 321 087
Main shaft	F 17039 K	0750 115 325
Main shaft	F 17040 K	0750 115 324
Main shaft rear	F 15246	0750 117 677
Output shaft front	F 18052	0750 116 165
Output shaft front	*	0735 298 169

POSITION	Fersa	OEM
ZF		
16S-151 <i>R.13,85-0,84 + R.16,53-1,00</i>		
Output shaft rear	6218 C3	0750 116 002
Counter shaft front (For models having front cover with oil pump)	F 15047	0750 117 010
Counter shaft front (For models having front cover without oil pump)	5395/5335	0750 117 009
Counter shaft rear	4580/4535	0750 117 011
Reverse shaft	F 17041 K	0750 115 366
16S-181 <i>R.13,80-0,84 + R.16,41-1,00</i>		
Input shaft front	F 15104	0750 117 732
Main shaft front	CONE 4395	0750 117 232
Main shaft intermediate	F 19087	0750 115 531
Main shaft	*	0750 115 303
Main shaft	*	0750 115 327
Main shaft	*	0750 115 326
Main shaft rear	F 15191	0750 117 678
Output shaft front	*	0735 298 169
Output shaft rear	6218 C3	0750 116 002
Counter shaft front	5395/5335	0750 117 009
Counter shaft rear	5395/5335	0750 117 009
Reverse shaft	*	0750 115 369
16S-221 <i>R.13,74-0,84 + R.13,80-0,84 + R.16,41-1,00</i>		
Input shaft front	F 15104	0750 117 732
Input shaft intermediate (Only for input shaft 1316 221 017 - 1316 221 018)	*	0635 450 098
Main shaft front	CONE 4395	0750 117 232
Main shaft intermediate	F 19087	0750 115 531
Main shaft	*	0750 115 303
Main shaft	*	0750 115 327
Main shaft	*	0750 115 326
Main shaft rear	F 15191	0750 117 678
Output shaft front	*	0635 338 035
Output shaft front	*	0735 298 169
Output shaft rear	6218 C3	0750 116 002
Counter shaft front	5395/5335	0750 117 009
Counter shaft rear	5395/5335	0750 117 009
Reverse shaft	*	0750 115 369
Selector mechanism	*	0635 303 053
16S-221 <i>R.13,85-0,84</i>		
Input shaft front	F 15104	0750 117 732
Input shaft intermediate (Only for input shaft 1316 221 017 - 1316 221 018)	*	0635 450 098
Main shaft front	CONE 4395	0750 117 232
Main shaft intermediate	F 19062	0750 118 258
Main shaft	*	0750 115 303
Main shaft	*	0750 115 327

POSITION	Fersa	OEM
ZF		
16S-221 <i>R.13,85-0,84</i>		
Main shaft	*	0750 115 326
Main shaft rear	F 15191	0750 117 678
Output shaft front	6218 C3	0750 116 002
Counter shaft front	5395/5335	0750 117 009
Counter shaft rear	5395/5335	0750 117 009
Reverse shaft	*	0750 115 369
Selector mechanism	*	0635 303 053
16S-221 <i>R.13,86-0,84 + R.16,47-1,00</i>		
Input shaft front	F 15104	0750 117 732
Input shaft intermediate (Only for input shaft 1316 221 017 - 1316 221 018)	*	0635 450 098
Main shaft front	CONE 4395	0750 117 232
Main shaft intermediate	F 19087	0750 115 531
Main shaft	*	0750 115 303
Main shaft	*	0750 115 327
Main shaft	*	0750 115 326
Main shaft rear	F 15191	0750 117 678
Output shaft front	6218 C3	0750 116 002
Counter shaft front	5395/5335	0750 117 009
Counter shaft rear	5395/5335	0750 117 009
Reverse shaft	*	0750 115 369
Selector mechanism	*	0635 303 053
16S-251 <i>R.13,80-0,84</i>		
Input shaft front	F 15104	0750 117 732
Main shaft front	CONE 4395	0750 117 232
Main shaft intermediate	F 19087	0750 115 531
Main shaft	*	0750 115 303
Main shaft	*	0750 115 327
Main shaft	*	0750 115 326
Main shaft rear	F 15191	0750 117 678
Counter shaft front	5395/5335	0735 371 604
Counter shaft rear	5395/5335	0735 371 604
Output shaft front	*	0635 360 007
Output shaft rear	6218 C3	0750 116 002
Reverse shaft	*	0750 115 369
16S-252 TO IT		
Input shaft front	F 15104	0750 117 732
Main Shaft	CONE 4395	0750 117 232
Main Shaft	F 19087	0750 115 531
Main Shaft	*	0750 115 303
Main Shaft	*	0750 115 327
Main Shaft	*	0750 115 326
Main Shaft rear	F 15191	0750 117 678
Output Shaft Front	*	0635 338 035

POSITION	Fersa	OEM
ZF		
16S-252 TO IT		
Output Shaft Rear	6218 C3	0750 116 394
Countershaft front	5395/5335	0750 117 009
Countershaft rear	5395/5335	0750 117 009
Reverse Idler	*	0750 115 369
16S-1620 TD/16S-1625 TD/16S-162 TD IT/16S-1621 TD IT		
Input shaft front	F 15104	0750 117 732
Main Shaft	CONE 4395	0750 117 232
Main Shaft	F 19087	0750 115 534
Main Shaft	F 17038 K	0735 321 087
Main Shaft	F 17039 K	0750 115 325
Main Shaft	F 17040 K	0750 115 324
Main Shaft rear	F 15246	0750 117 677
Output Shaft Front	*	0735 298 169
Output Shaft Rear	6218 C3	0750 116 394
Reverse Idler	F 17041 K	0750 115 366
Countershaft front	5395/5335	0750 117 009
Countershaft rear	5395/5335	0750 117 009
16S-1920 TD/16S-1921 TD IT/16S-1922 TD		
Input shaft front	F 15104	0750 117 732
Main Shaft	CONE 4395	0750 117 232
Main Shaft	F 19087	0750 115 531
Main Shaft	*	0750 115 303
Main Shaft	*	0750 115 327
Main Shaft	*	0750 115 326
Main Shaft rear	F 15191	0750 117 678
Output Shaft Front	*	0735 298 169
Output Shaft Rear	6218 C3	0750 116 394
Countershaft front	5395/5335	0750 117 009
Countershaft rear	5395/5335	0750 117 009
Reverse Idler	*	0750 115 369
16S-2220 TO/TO IT/16S-222 TO IT/16S-2222 TO/16S-2223 TO/16S-2225 TO/16S-2221 TO IT		
Input shaft front	F 15104	0750 117 732
Main Shaft	F 19087	0750 115 531
Main Shaft	*	0750 115 303
Main Shaft	*	0750 115 327
Main Shaft	*	0750 115 326
Main Shaft rear	F 15191	0750 117 678
Output Shaft Front	*	0735 298 169
Output Shaft Rear	6218 C3	0750 116 394
Countershaft front	5395/5335	0750 117 009
Countershaft rear	5395/5335	0750 117 009
Reverse Idler	*	0750 115 369

POSITION	Fersa	OEM
ZF		
16S-2220 TD/16S-222 TD IT/16S-2222 TD/16S-2225 TD/16S-2221 TD IT		
Input shaft front	F 15104	0750 117 732
Main Shaft	CONE 4395	0750 117 232
Main Shaft	F 19087	0750 115 531
Main Shaft	*	0750 115 303
Main Shaft	*	0750 115 327
Main Shaft	*	0750 115 326
Main Shaft rear	F 15191	0750 117 678
Output Shaft Front	*	0735 298 169
Output Shaft Rear	6218 C3	0750 116 394
Countershaft front	5395/5335	0750 117 009
Countershaft rear	5395/5335	0750 117 009
Reverse Idler	*	0750 115 369
16S-2520 TO		
Input shaft front	F 15104	0750 117 732
Main Shaft	CONE 4395	0750 117 232
Main Shaft	F 19087	0750 115 531
Main Shaft	*	0750 115 303
Main Shaft	*	0750 115 327
Main Shaft	*	0750 115 326
Main Shaft rear	F 15191	0750 117 678
Output Shaft Front	*	0735 298 169
Output Shaft Front	*	0635 338 035
Output Shaft Rear	6218 C3	0750 116 394
Countershaft front	5395/5335	0750 117 009
Countershaft rear	5395/5335	0750 117 009
Reverse Idler	*	0750 115 369
S6-36 <i>R.6,06-0,73 + R.6,06-0,84 + R.7,43-1,00 + R.8,97-1,00</i>		
Input shaft front	*	0750 118 178
Main shaft front	*	0735 358 128
Main shaft	*	0750 115 006
Main shaft	*	0735 320 498
Main shaft	*	0735 320 499
Main shaft	*	0735 320 500
Main shaft	*	0735 320 501
Main shaft	*	0735 320 501
Main shaft rear	*	0750 118 001
Counter shaft rear	2789/2729	0750 117 198
Counter shaft front	344/332	0735 371 607
Reverse shaft	*	0635 300 110
S6-36 <i>R.6,93-0,80</i>		
Input shaft front	*	0750 118 178
Main shaft front	*	0735 358 128
Main shaft	*	0735 321 527



02 Gearbox

POSITION	Fersa	OEM
ZF		
S6-36 <i>R.6,93-0,80</i>		
Main shaft	*	0735 320 498
Main shaft	*	0735 320 499
Main shaft	*	0735 320 500
Main shaft	*	0735 320 501
Main shaft rear	*	0750 118 001
Counter shaft rear	2789/2729	0750 117 198
Counter shaft front	344/332	0735 371 607
Reverse shaft	*	0635 300 110



03

Wheel End

 Pag	Pag
315S	34
316S	34
490	34
490.12.22	34
490.18.29	34
590E2	34
590E22	34
623E2	34
623E2CNG	34
3480.18.29	34
5522	34
5522CNG	35
CITYCLASS	35
TURBOCITY-480	35
TURBOCITY-580	35
TURBOCITY-680	35
 Pag	Pag
EuroCargo	36
EuroStar	44
EuroTech MH	46
EuroTech MP	47
EuroTech MT	50
EuroTrakker	51
M	65
MK	65
P/PA	66
P/PA-Haubenfahrzeuge	67
Stralis	67
Trakker	72
TurboStar	76
TurboTech	76
Zeta	77



			N° chassis // Axle load // Wheel type			
--	--	--	---------------------------------------	--	--	--

IVECO

315S						
95-14 32011131, 32011231, 32011331, 32011431	FA				30309 F	32307 F
	RA				32015 XF	32214 F
	RA				32214 F	32015 XF
316S						
95-14 32011131, 32011231, 32011331, 32011431	FA				30309 F	32307 F
	RA				32214 F	32015 XF
490						
95-14 32011131, 32011231, 32011331, 32011431	FA				HM 212049/ HM 212011	32310 F
490.12.22						
95-14 32011131, 32011231, 32011331, 32011431	FA				HM 212049/ HM 212011	32310 F
490.18.29						
95-14 32011131, 32011231, 32011331, 32011431	FA				HM 212049/ HM 212011	32310 F
590E2						
95-14 32011131, 32011231, 32011331, 32011431	FA				HM 212049/ HM 212011	32310 F
590E22						
95-14 32011131, 32011231, 32011331, 32011431	FA				HM 212049/ HM 212011	32310 F
623E2						
95-14 32011131, 32011231, 32011331, 32011431	FA				HM 212049/ HM 212011	32310 F
623E2CNG						
95-14 32011131, 32011231, 32011331, 32011431	FA				HM 212049/ HM 212011	32310 F
3480.18.29						
95-14 32011131, 32011231, 32011331, 32011431	FA				HM 212049/ HM 212011	32310 F
5522						
95-14 32011131, 32011231, 32011331, 32011431	FA				HM 212049/ HM 212011	32310 F

			N° chassis // Axle load // Wheel type			
--	--	--	---------------------------------------	--	--	--

IVECO

5522CNG						
95-14 32011131, 32011231, 32011331, 32011431	FA				HM 212049/ HM 212011	32310 F
CITYCLASS						
CITYCLASS.25, CITYCLASS.29	FA	U4PD..., U4PE , U5ND		F 300005		
	FA	U4PA..., U4PB..., U5PA..., U5PB...		F 15122		
TURBOCITY-480						
CITYCLASS.25, CITYCLASS.29	FA				HM 212049/ HM 212011	32310 F
TURBOCITY-580						
CITYCLASS.25, CITYCLASS.29	FA				HM 212049/ HM 212011	32310 F
TURBOCITY-680						
CITYCLASS.25, CITYCLASS.29	FA				HM 212049/ HM 212011	32310 F



			N° chassis // Axle load // Wheel type			
--	--	--	---	--	--	--







IVECO







EuroCargo						
100 E 15 D4HA12B1, D4HA12BD, D4HA13B1, D4HA13BD, D4HA14B1, D4HA14BD, D4HA15B1, D4HA15E1, D4HA16B1, D4HA16E1, D4HAC2A1, D4HAC2AD, D4HAC2B1, D4HAC2BD, D4HAC3A1, D4HAC3AD, D4HAC3B1, D4HAC3BD, D4HAC4A1, D4HAC4AD, D4HAC4B1, D4HAC4BD, D4HAC4D1, D4HAC4DD, D4HAC4E1, D4HAC	RA	D4HA...		567/563	3984/3920	
100 E 15 K D4HA31B1, D4HA32B1, D4HA32BD, D4HA33B1, D4HAD1A1, D4HAD1B1, D4HAD2A1, D4HAD2AD, D4HAD2B1, D4HAD2BD, D4HAD3A1, D4HAD3AD, D4HAD3B1, D4HAD3BD	RA			567/563	3984/3920	
100 E 18 D4KA12A1, D4KA12AD, D4KA13A1, D4KA13AD, D4KA14A1, D4KA14C1, D4KA15A1, D4KA15C1, D4KA16A1, D4KA16C1, D4KAC2A1, D4KAC2AD, D4KAC3A1, D4KAC3AD, D4KAC4A1, D4KAC4AD, D4KAC4C1, D4KAC4CD, D4KAC5A1, D4KAC5AD, D4KAC5C1, D4KAC5CD, D4KAC6A1, D4KAC6AD, D4KAC6C1, D4KAC	RA	D4KA...		567/563	3984/3920	
100 E 18 K D4KA31A1, D4KA32A1, D4KA33A1, D4KAD1A1, D4KAD2A1, D4KAD2AD, D4KAD3A1, D4KAD3AD, D4KHD1A1, D4KHD2A1	RA	D4KA...		567/563	3984/3920	
100 E 18 tector D4RAC1D1, D4RAC1G1, D4RAC2D1, D4RAC2DA, D4RAC2G1, D4RAC2GA, D4RAC3D1, D4RAC3DA, D4RAC3G1, D4RAC4D1, D4RAC4D2, D4RAC4DA, D4RAC4DB, D4RAC4G1, D4RAC4G2, D4RAC5D1, D4RAC5D2, D4RAC5DA, D4RAC5DB, D4RAC5G1, D4RAC5G2, D4RAC6D1, D4RAC6D2, D4RAC6DA, D4RAC6G1, D4RAC	FA	D4RE...		33019 F	32018 XF	
	RA	D4RE...		30215 F	33118 F	
100 E 21 D4LA12A1, D4LA13A1, D4LA14A1, D4LA14C1, D4LA15A1, D4LA15C1, D4LA16A1, D4LA16C1, D4LAC2A1, D4LAC3A1, D4LAC4A1, D4LAC4C1, D4LAC5A1, D4LAC5C1, D4LAC6A1, D4LAC6C1, D4LB14A1, D4LB14C1, D4LB15A1, D4LB15C1, D4LB16A1, D4LB16C1, D4LBC4C1, D4LBC5A1, D4LBC5C1, D4LHC	RA	D4LA...		567/563	3984/3920	
100 E 21, 100 E 21 DP tector, 100 E 22 tector BLSAC2D1, BLSAC2DA, BLSAC2G1, BLSAC2GA, BLSAC3D1, BLSAC3DA, BLSAC3G1, BLSAC3GA, BLSAC4D1, BLSAC4D2, BLSAC4DA, BLSAC4DB, BLSAC4G1, BLSAC4G2, BLSAC4GA, BLSAC4GB, BLSAC5D1, BLSAC5D2, BLSAC5DA, BLSAC5DB, BLSAC5G1, BLSAC5G2, BLSAC5GA, BLSAC5GB, BLSAC6D1, BLSAC	FA	D4SE...		33019 F	32018 XF	
	RA	D4SE...		30215 F	33118 F	

			N° chassis // Axle load // Wheel type			
--	--	--	---	--	--	--

EuroCargo

110 E 22 tector, 110 E 22 P tector, 110 EL 22 P tector, 110 E 22 W tector, 110 E 22 WS tector, 140 E 24 K tector	FA			33019 F	32021 XF	
110 E 22 tector, 110 E 22 P tector, 110 EL 22 P tector, 110 E 22 W tector, 110 E 22 WS tector, 140 E 24 K tector, 150 E 21 K tector, 150 E 25 K tector, 150 E 25 W tector	RA			30218 F	30221 F	
120 E 15 E0BA11B1, E0BA12B1, E0BA13B1, E0BA14B1, E0BA15B1, E0BA16B1, E0BA17B1, E0BAC1A1, E0BAC1B1, E0BAC1BD, E0BAC2A1, E0BAC2B1, E0BAC2BD, E0BAC2ED, E0BAC3A1, E0BAC3B1, E0BAC3BD, E0BAC3DD, E0BAC3ED, E0BAC4A1, E0BAC4B1, E0BAC4BD, E0BAC4ED, E0BAC5A1, E0BAC5AD, E0BAC	FA			33211 F	33211 F	
	RA			*	JM 714249/ JM 714210	
120 E 15 K E0BAD1A1, E0BAD1AD, E0BAD1B1, E0BAD1BD, E0BAD2A1, E0BAD2AD, E0BAD2B1, E0BAD2BD	FA			33211 F	33211 F	
	RA			*	JM 714249/ JM 714210	
120 E 18 E0CA11B1, E0CA11BD, E0CA12B1, E0CA12E1, E0CA13B1, E0CA13E1, E0CA14B1, E0CA14BD, E0CA14E1, E0CA15B1, E0CA15E1, E0CA16B1, E0CA16BD, E0CA16E1, E0CA16ED, E0CA17B1, E0CA17E1, E0CAC1A1, E0CAC1AD, E0CAC1B1, E0CAC2A1, E0CAC2AD, E0CAC2B1, E0CAC2D1, E0CAC2DD, E0CAC	FA			33211 F	33211 F	
	RA			*	JM 714249/ JM 714210	
120 E 18 K E0CA31B1, E0CA32B1, E0CAD1A1, E0CAD1B1, E0CAD2A1	FA			33211 F	33211 F	
	RA			*	JM 714249/ JM 714210	
120 E 18 K tector, 120 E 18 K tector, 120 E 18 DK tector, 120 E 21 K tector, 120 E 22 D tector, 120 E 22 P tector, 120 E 22 FP tector, 120 E 22 K tector	RA			F 15127		
120 E 18 tector, 120 E 18 D tector, 120 E 18 DP tector EKCRAC2D1, EKCRAC2DA, EKCRAC2G1, EKCRAC2GA, EKCRAC4D1, EKCRAC4D2, EKCRAC4DA, EKCRAC4DB, EKCRAC4G1, EKCRAC4G2, EKCRAC4GA, EKCRAC4GB, EKCRAC5D1, EKCRAC5D2, EKCRAC5DA, EKCRAC5DB, EKCRAC5G1, EKCRAC5G2, EKCRAC5GA, EKCRAC5GB, EKCRAC6D1, EKCRAC6D2, EKCRAC6DA, EKCRAC6DB, EKCRAC6G1, EKCRAC	RA			F 15127		
120 E 21 tector, 120 E 21 P tector, 120 E 21 FP tector, 120 EL 21, 120 EL 21 P tector, 120 E 22, 120 EL 22 tector EJSAC2D1, EJSAC2DA, EJSAC2G1, EJSAC2GA, EJSAC3D1, EJSAC3DA, EJSAC3G1, EJSAC3GA, EJSAC4D1, EJSAC4D2, EJSAC4DA, EJSAC4DB, EJSAC4G1, EJSAC4G2, EJSAC4GA, EJSAC4GB, EJSAC5D1, EJSAC5D2, EJSAC5DA, EJSAC5DB, EJSAC5G1, EJSAC5G2, EJSAC5GA, EJSAC5GB, EJSAC6D1, EJSAC	RA			F 15127		

			N° chassis // Axle load // Wheel type			
EuroCargo						
120 E 23 E0DA11B1, E0DA12B1, E0DA12E1, E0DA13B1, E0DA13E1, E0DA14B1, E0DA14E1, E0DA15B1, E0DA15E1, E0DA16B1, E0DA16E1, E0DA17B1, E0DA17E1, E0DA17ED, E0DAC1A1, E0DAC1B1, E0DAC2A1, E0DAC2B1, E0DAC2E1, E0DAC3A1, E0DAC3B1, E0DAC3D1, E0DAC3E1, E0DAC4A1, E0DAC4B1, E0DAC	FA				33211 F	33211 F
	RA			*		JM 714249/ JM 714210
120 EL 17, 120 EL 17 P tector, 120 E 18, 120 EL 18 tector EJPAC2D1, EJPAC2DA, EJPAC2G1, EJPAC2GA, EJPAC3D1, EJPAC3DA, EJPAC3G1, EJPAC3GA, EJPAC4D1, EJPAC4D2, EJPAC4DA, EJPAC4DB, EJPAC4G1, EJPAC4G2, EJPAC4GA, EJPAC4GB, EJPAC5D1, EJPAC5D2, EJPAC5DA, EJPAC5DB, EJPAC5G1, EJPAC5G2, EJPAC5GA, EJPAC5GB, EJPAC6D1, EJPAC	FA				33211 F	33211 F
	RA			*		JM 714249/ JM 714210
130 E 15 E1HHC2A1, E1HHC2AD, E1HHC4A1, E1HHC5AD, E1HHC6AD, E1HHC7A1, E1HHC7AD, E1HHC8A1, E1HHC8AD, E1HHC9AD, E5BA12BD, E5BAC1A1, E5BAC1AD, E5BAC1B1, E5BAC2A1, E5BAC2AD, E5BAC2B1, E5BAC2D1, E5BAC2DD, E5BAC2E1, E5BAC3A1, E5BAC3AD, E5BAC3D1, E5BAC3DD, E5BAC4A1, E5BAC	FA				33211 F	33211 F
130 E 15 K E5BAD1A1, E5BAD1AD, E5BAD2A1, E5BAD2AD	FA				33211 F	33211 F
130 E 18 E1KHC2A1, E1KHC2AD, E1KHC2B1, E1KHC4A1, E1KHC4B1, E1KHC5A1, E1KHC5B1, E1KHC6A1, E1KHC6B1, E1KHC7A1, E1KHC7B1, E1KHC7E1, E1KHC8A1, E1KHC8AD, E1KHC8B1, E1KHC9A1, E1KHC9AD, E1KHC9DD, E1KLC5B1, E1KLC7B1, E1KLC8AD, E1KLC9DD, E5CA11B1, E5CA12B1, E5CA12BD, E5CA1	FA				33211 F	33211 F
130 E 18 D tector, 130 E 18 DP tector, 130 E 21 K tector, 150 E 18 tector, 150 E 18 P tector, 150 E 18 FP tector, 150 E 28 W tector	FA				33211 F	33211 F
130 E 18 D tector, 130 E 18 DP tector, 150 E 28 W tector	RA			*		JM 714249/ JM 714210
130 E 18 K E5CAD1A1, E5CAD2A1	FA				33211 F	33211 F
130 E 18 K tector, 130 E 18 DK tector E4RA72D1, E4RAC2D1, E4RAC2DA, E4RAC5DB, E4RAC5G1, E4RAC6D1, E4RAC6D2, E4RAC6DA, E4RAC6G1, E4RAC7D1, E4RAC7D2, E4RAC7DA, E4RAC7DB, E4RAC7G1, E4RAC7G2, E4RAC8D1, E4RAC	FA				33211 F	33211 F
	RA			*		JM 714249/ JM 714210

			N° chassis // Axle load // Wheel type			
EuroCargo						
130 E 18 tector, 130 E 18 D tector, 130 E 18 DP tector E4RA72D1, E4RAC2DA, E4RAC2G1, E4RAC2GA, E4RAC4D1, E4RAC4DA, E4RAC4G1, E4RAC4GA, E4RAC5D1, E4RAC5D2, E4RAC5DA, E4RAC5DB, E4RAC5G1, E4RAC6D1, E4RAC6D2, E4RAC6DA, E4RAC6G1, E4RAC7D1, E4RAC7D2, E4RAC7DA, E4RAC7DB, E4RAC7G1, E4RAC7G2, E4RAC8D1, E4RAC8D2, E4RAC	FA				33211 F	33211 F
	RA			*		JM 714249/ JM 714210
130 E 21 K tector, 140 E 18 K, 140 E 18 K tector, 140 E 18 DK tector, 140 E 18 tector, 140 E 18 P tector, 140 E 18 D FP tector, 140 E 21 K, 140 E 22 K tector, 140 E 22 tector, 140 E 22 P tector, 140 E 22 D FP tector, 140 E 25 K tector, 140 E 25 DK tector, 140 E 25 W tector, 140 E 25 WS tector, 140 E 28 K tector, 140 E 28 W tector, 140 E 28 WS tector, 140 E D 25 tector, 140 E 25 P tector, 140 E 25 FP tector, 150 E 30 K tector, 150 E 30 tector, 150 E 30 P tector, 150 E 30 FP tector, 160 E 18 K tector, 160 E 18 tector, 160 E 18 P tector, 160 E 22 K tector, 160 E 22 tector, 160 E 22 P tector, 160 E 25 K tector, 160 E 25 tector, 160 E 25 P tector, 160 E 28 K tector, 160 E 30 K tector, 160 E 30 tector, 160 E 30 P tector	RA			F 15126		
130 E 21 tector, 130 E21 P tector, 130 E 21 FP tector EKSAC2D1, EKSAC2DA, EKSAC2G1, EKSAC2GA, EKSAC4D1, EKSAC4D2, EKSAC4DA, EKSAC4DB, EKSAC4G1, EKSAC4G2, EKSAC4GA, EKSAC4GB, EKSAC5D1, EKSAC5D2, EKSAC5DA, EKSAC5DB, EKSAC5G1, EKSAC5G2, EKSAC5GA, EKSAC5GB, EKSAC6D1, EKSAC6D2, EKSAC6DA, EKSAC6DB, EKSAC6G1, EKSAC	FA				33211 F	33211 F
	RA				F 15126	
130 E 23 E1MHC4A1, E1MHC4B1, E1MHC5B1, E1MHC6B1, E1MHC7A1, E1MHC7B1, E1MHC7E1, E1MHC8E1, E1MHC9B1, E1MHC9E1, E1MLC5B1, E1MLC7B1, E1MLC7E1, E1MLC8B1, E1MLC8E1, E5DA12B1, E5DA13B1, E5DA14B1, E5DA14E1, E5DA15B1, E5DA15E1, E5DA16B1, E5DA16E1, E5DA17B1, E5DA17E1, E5DAC	FA				33211 F	33211 F
130 E 24 K tector, 130 E 24 DK tector E4TAC2G1, E4TAC4G1, E4TAC5F1, E4TAC5G1, E4TAC5G2, E4TAC6G1, E4TAC6G2, E4TAC7F1, E4TAC7G1, E4TAC7G2, E4TAC7GA, E4TAC8G1, E4TAC8G2, E4TAC8GA, E4TAC8GB, E4TAC9G1, E4TAC9G2, E4TACBG1, E4TACBG2, E4TAE6G3, E4TAE8G3, E4TBC2FA, E4TBC2G1, E4TBC4F1, E4TBC4G1, E4TBC	FA				33211 F	33211 F
	RA			*		JM 714249/ JM 714210

			N° chassis // Axle load // Wheel type			
EuroCargo						
130 E 24 tector, 130 E 24 D tector, 130 E 24 DP tector E4TAC2G1, E4TAC4F1, E4TAC4G1, E4TAC5F1, E4TAC5G1, E4TAC5G2, E4TAC6G1, E4TAC6G2, E4TAC7F1, E4TAC7G1, E4TAC7G2, E4TAC7GA, E4TAC8G1, E4TAC8G2, E4TAC8GA, E4TAC8GB, E4TAC9G1, E4TAC9G2, E4TACBG1, E4TACBG2, E4TAE6G3, E4TAE8G3, E4TBC2FA, E4TBC2G1, E4TBC4F1, E4TBC	FA			33211 F	33211 F	
130 E 28 K tector E4UAC2G1, E4UAC4G1, E4UAC5G1, E4UAC5G2, E4UAC6G1, E4UAC6G2, E4UAC7G1, E4UAC7G2, E4UAC8G1, E4UAC8G2, E4UAC9G1, E4UAC9G2, E4UACBG1, E4UBC2G1, E4UBC4G1, E4UBC4G2, E4UBC5G1, E4UBC5G2, E4UBC6G1, E4UBC6G2, E4UBC7G1, E4UBC7G2, E4UBC8G1, E4UBC8G2, E4UBC9G1, E4UBC	RA		*		JM 714249/ JM 714210	
130 E 28 K tector, 130 E 28 tector E4UAC2G1, E4UAC4G1, E4UAC5G1, E4UAC5G2, E4UAC6G1, E4UAC6G2, E4UAC7G1, E4UAC7G2, E4UAC8G1, E4UAC8G2, E4UAC9G1, E4UAC9G2, E4UACBG1, E4UBC2G1, E4UBC4G1, E4UBC4G2, E4UBC5G1, E4UBC5G2, E4UBC6G1, E4UBC6G2, E4UBC7G1, E4UBC7G2, E4UBC8G1, E4UBC8G2, E4UBC9G1, E4UBC	FA			33211 F	33211 F	
135 E 18 W E3KPC1A1, E3KPC2A1, E3KPC2AD, E3KPC3A1, E3KPC3AD	FA			33019 F	32021 XF	
	RA			30218 F	30221 F	
135 E 18 WR E1CE11A1, E1CE11AD, E1CE12A1, E1CE12AD, E1CE13A1, E1CE13AD	FA			33019 F	32021 XF	
	RA			30218 F	30221 F	
135 E 23 W E3MPC1A1, E3MPC1AD, E3MPC2A1, E3MPC2C1, E3MPC3A1, E3MPC3AD	FA			33019 F	32021 XF	
	RA			30218 F	30221 F	
135 E 23 WR	RA			33019 F	32021 XF	
140 E 18 K, 140 E 18 K tector, 140 E 18 DK tector, 140 E 18 tector, 140 E 18 P tector, 140 E 18 D FP tector 140 E 18, 140 E 18 P, 140 E 18 FP EQRAC2D1, EQRAC2G1, EQRAC4D1, EQRAC4D2, EQRAC4G1, EQRAC4G2, EQRAC5D1, EQRAC5D2, EQRAC5G1, EQRAC5G2, EQRAC6D1, EQRAC6D2, EQRAC6G1, EQRAC6G2, EQRAC7D1, EQRAC7D2, EQRAC7G1, EQRAC7G2, EQRAC8D1, EQRAC8D2, EQRAC8G1, EQRAC8G2, EQRAC9D1, EQRAC9D2, EQRAC9G1, EQRAC	RA		F 15126			
140 E 21 tector, 140 E 21 P, 140 E 21 FP EQSAC2D1, EQSAC2G1, EQSAC4D1, EQSAC4D2, EQSAC4G1, EQSAC4G2, EQSAC5D1, EQSAC5D2, EQSAC5G1, EQSAC5G2, EQSAC6D1, EQSAC6D2, EQSAC6G1, EQSAC6G2, EQSAC7D1, EQSAC7D2, EQSAC7G1, EQSAC7G2, EQSAC8D1, EQSAC8D2, EQSAC8G1, EQSAC8G2, EQSAC9D1, EQSAC9D2, EQSAC9G1, EQSAC	RA		F 15126			







			N° chassis // Axle load // Wheel type			
EuroCargo						
140 E 24 tector, 14 E 24 P tector, 140 E 24 FP tector EQTAC2D1, EQTAC2G1, EQTAC4D1, EQTAC4D2, EQTAC4G1, EQTAC4G2, EQTAC5D1, EQTAC5D2, EQTAC5G1, EQTAC5G2, EQTAC6D1, EQTAC6D2, EQTAC6G1, EQTAC6G2, EQTAC7D1, EQTAC7D2, EQTAC7G1, EQTAC7G2, EQTAC8D1, EQTAC8D2, EQTAC8G1, EQTAC8G2, EQTAC9D1, EQTAC9D2, EQTAC9G1, EQTAC	FA			33019 F	32021 XF	
	RA			30218 F	30221 F	
140 E 24 W tector, 140 E 24 WS tector ENTEC1D1, ENTEC1DA, ENTEC2D1, ENTEC2DA, ENTEC3D1, ENTEC3DA	FA			33019 F	32021 XF	
	RA			30218 F	30221 F	
140 E 28 tector, 140 E 28 P tector, 140 E 28 FP tector EQUAC2G1, EQUAC4G1, EQUAC4G2, EQUAC5G1, EQUAC5G2, EQUAC6G1, EQUAC6G2, EQUAC7G1, EQUAC7G2, EQUAC8G1, EQUAC8G2, EQUAC9G1, EQUAC9G2, EQUACBG1, EQUACBG2, EQUBC2G1, EQUBC4G1, EQUBC4G2, EQUBC5G1, EQUBC5G2, EQUBC6G1, EQUBC6G2, EQUBC7G1, EQUBC7G2, EQUBC8G1, EQUBC	RA		F 15126			
150 E 15 E2BAC1AD, E2BAC1BD, E2BAC2A1, E2BAC2AD, E2BAC2BD, E2BAC2DD, E2BAC2ED, E2BAC3A1, E2BAC3AD, E2BAC4A1, E2BAC4AD, E2BAC4DD, E2BAC5A1, E2BAC5AD, E2BAC5BD, E2BAC6A1, E2BAC6AD, E2BAC6BD, E2BAC7A1, E2BAC7AD, E2BAC7D1, E2BAC7DD, E2BAC5AD, E2HHC7AD, E2HHC8AD, E2HHC	FA			33211 F	33211 F	
150 E 15 K E2BAD1A1, E2BAD1AD, E2BAD2A1	FA			33211 F	33211 F	
150 E 18 E2CA11B1, E2CA12B1, E2CA12E1, E2CA13B1, E2CA13E1, E2CA14B1, E2CA14E1, E2CA15B1, E2CA15E1, E2CA16B1, E2CA16E1, E2CA17B1, E2CA17E1, E2CAC1A1, E2CAC1AD, E2CAC1B1, E2CAC1BD, E2CAC2A1, E2CAC2AD, E2CAC2B1, E2CAC2BD, E2CAC2D1, E2CAC2DD, E2CAC2E1, E2CAC3A1, E2CAC	FA			33211 F	33211 F	
150 E 18 K E2CA31B1, E2CA32B1, E2CAD1A1, E2CAD1B1, E2CAD2A1, E2CAD2B1	FA			33211 F	33211 F	
	FA	Pic E6RB		33211 F	33211 F	
	FA	Pic E7RE		33019 F	32021 XF	
	RA	Pic E7RE		30218 F	30221 F	
150 E 18 K tector, 150 E 18 tector E6RA72GA, E6RAC2D1, E6RAC2DA, E6RAC2G1, E6RAC2GA, E6RAC4D1, E6RAC4DA, E6RAC4G1, E6RAC4GA, E6RAC5D1, E6RAC5DA, E6RAC5DB, E6RAC5G1, E6RAC5G2, E6RAC5GA, E6RAC6D1, E6RAC6DA, E6RAC6G1, E6RAC7D1, E6RAC7DA, E6RAC7G1, E6RAC7G2, E6RAC8D1, E6RAC8DA, E6RAC8G1, E6RAC	FA	Pic E6RB		33211 F	33211 F	
	FA	Pic E7RE		33019 F	32021 XF	
	RA	Pic E7RE		30218 F	30221 F	

			N° chassis // Axle load // Wheel type			
EuroCargo						
150 E 21 tector, 150 E 21 P tector, 150 E 21 FP tector EMSAC2D1, EMSAC2DA, EMSAC2G1, EMSAC2GA, EMSAC2T1, EMSAC2TA, EMSAC4D1, EMSAC4D2, EMSAC4DA, EMSAC4DB, EMSAC4G1, EMSAC4G2, EMSAC4GA, EMSAC4GB, EMSAC4T1, EMSAC4T2, EMSAC4TA, EMSAC4TB, EMSAC5D1, EMSAC5D2, EMSAC5DA, EMSAC5DB, EMSAC5G1, EMSAC5G2, EMSAC5GA, EMSAC	RA			30218 F	30221 F	
150 E 23 E2DA11B1, E2DA12B1, E2DA12E1, E2DA13B1, E2DA13E1, E2DA14B1, E2DA14E1, E2DA15B1, E2DA15E1, E2DA16B1, E2DA16E1, E2DA17B1, E2DA17E1, E2DAC1A1, E2DAC1B1, E2DAC2A1, E2DAC2B1, E2DAC2D1, E2DAC2E1, E2DAC3A1, E2DAC3B1, E2DAC3D1, E2DAC3E1, E2DAC4A1, E2DAC4B1, E2DAC	FA			33211 F	33211 F	
150 E 24 K tector E6TA87E1, E6TAC2F1, E6TAC2G1, E6TAC2GA, E6TAC4F1, E6TAC4G1, E6TAC4T1, E6TAC5F1, E6TAC5G1, E6TAC5G2, E6TAC6F1, E6TAC6FA, E6TAC6G1, E6TAC6G2, E6TAC6GA, E6TAC7F1, E6TAC7G1, E6TAC7G2, E6TAC8F1, E6TAC8G1, E6TAC8G2, E6TAC9F1, E6TAC9G1, E6TAC9G2, E6TAC9GA, E6TAC	FA			33211 F	33211 F	
150 E 24 tector, 150 E 25 tector CMTAC2D1, CMTAC2G1, CMTAC4D1, CMTAC4D2, CMTAC4G1, CMTAC4G2, CMTAC5D1, CMTAC5D2, CMTAC5G1, CMTAC5G2, CMTAC6D1, CMTAC6D2, CMTAC6G1, CMTAC6G2, CMTAC7D1, CMTAC7D2, CMTAC7G1, CMTAC7G2, CMTAC8D1, CMTAC8D2, CMTAC8G1, CMTAC8G2, CMTAC9D1, CMTAC9D2, CMTAC9G1, CMTAC	FA	Pic E7TE		33019 F	32021 XF	
	FA	Pic E6TC		33211 F	33211 F	
	RA	Pic E7TE		30218 F	30221 F	
150 E 27, 150 E 27 R E2FA11A1, E2FA12A1, E2FA12C1, E2FA13A1, E2FA13C1, E2FA14A1, E2FA14C1, E2FA15A1, E2FA15AD, E2FA15C1, E2FA16A1, E2FA16C1, E2FA17A1, E2FA17C1, E2FB13A1, E2FB13C1, E2FB15A1, E2FB15C1, E2FB16A1, E2FB16C1, E2FB17A1, E2FB17C1, E2FC13A1, E2FC13C1, E2FC15A1, E2FC1	FA			33211 F	33211 F	
150 E 28 K tector E6UA87G1, E6UA87G5, E6UAC4G1, E6UAC5G1, E6UAC5G2, E6UAC6G1, E6UAC6G2, E6UAC7G1, E6UAC7G2, E6UAC8G1, E6UAC8G2, E6UAC9G1, E6UAC9G2, E6UBC2G1, E6UBC4G1, E6UBC5G1, E6UBC5G2, E6UBC6G1, E6UBC6G2, E6UBC7G1, E6UBC7G2, E6UBC8G1, E6UBC8G2, E6UBC9G1, E6UBC9G2, E6UBCE6UBC5G1, E6UBC5G2, E6UBC6G1, E6UBC6G2, E6UBC7G1, E6UBC7G2, E6UBC8G1, E6UBC8G2, E6UBC9G1, E6UBC9G2, E6UBC	FA			33211 F	33211 F	
	RA		*		JM 714249/ JM 714210	







			N° chassis // Axle load // Wheel type			
EuroCargo						
150 E 28 tector E6UA87G1, E6UA87G5, E6UAC2G1, E6UAC4G1, E6UAC5G1, E6UAC5G2, E6UAC6G1, E6UAC6G2, E6UAC7G1, E6UAC7G2, E6UAC8G1, E6UAC8G2, E6UAC9G1, E6UAC9G2, E6UACBG2, E6UBC2G1, E6UBC4G1, E6UBC5G1, E6UBC5G2, E6UBC6G1, E6UBC6G2, E6UBC7G1, E6UBC7G2, E6UBC8G1, E6UBC8G2, E6UBC	FA			33211 F	33211 F	
160 E 21 tector, 160 E 21 P tector EZSA72G1, EZSAC2D1, EZSAC2G1, EZSAC4D1, EZSAC4D2, EZSAC4G1, EZSAC4G2, EZSAC5D1, EZSAC5D2, EZSAC5G1, EZSAC5G2, EZSAC6D1, EZSAC6D2, EZSAC6G1, EZSAC6G2, EZSAC7D1, EZSAC7D2, EZSAC7G1, EZSAC7G2, EZSAC8D1, EZSAC8D2, EZSAC8G1, EZSAC8G2, EZSAC9D1, EZSAC9D2, EZSAC	RA			F 15126		
160 E 24 tector, 160 E 24 P tector EZTAC2D1, EZTAC2G1, EZTAC4D1, EZTAC4D2, EZTAC4G1, EZTAC4G2, EZTAC5D1, EZTAC5D2, EZTAC5G1, EZTAC5G2, EZTAC6D1, EZTAC6D2, EZTAC6G1, EZTAC6G2, EZTAC7D1, EZTAC7D2, EZTAC7G1, EZTAC7G2, EZTAC8D1, EZTAC8D2, EZTAC8G1, EZTAC8G2, EZTAC9D1, EZTAC9D2, EZTAC9G1, EZTAC	RA			F 15126		
160 E 28 tector, 160 E 28 P tector EZUAC2G1, EZUAC4G1, EZUAC4G2, EZUAC5G1, EZUAC5G2, EZUAC6G1, EZUAC6G2, EZUAC7G1, EZUAC7G2, EZUAC8G1, EZUAC8G2, EZUAC9G1, EZUAC9G2, EZUACBG1, EZUACBG2, EZUBC2G1, EZUBC4G1, EZUBC4G2, EZUBC5G1, EZUBC5G2, EZUBC6G1, EZUBC6G2, EZUBC7G1, EZUBC7G2, EZUBC8G1, EZUBC	RA			F 15126		
180 E 25 K tector, 180 E 30 K tector, 180 E 30 tector, 180 E 30 P tector	RA			F 15122		
260 E 23 KE F5BFD2AD, F5BFD3AD	RA			*	33215 F	
260 E 23 T E0DA21B1, E0DA21BD, E0DA21E1, E0DA21ED, E0DB21B1, E0DB21BD, E0DB21E1, E0MH22B1, E0ML22B1, E0ML22BD, E0ML22E1	FA			33211 F	33211 F	
	RA			*	JM 714249/ JM 714210	
260 E 27 KE F5DFD2AD, F5DFD3AD, F5FRD2A1, F5FRD2AD, F5FRD3A1, F5FRD3AD	RA			*	33215 F	
260 E 28 K tector, 260 E 28 KE tector F5UFC2G1, F5UFC2GA, F5UFC3GA, FKUFC2G1, FKUFC2GA, FKUFC3G1, FKUFC3GA	RA			*	33215 F	
280 E 23 T E2DA21B1, E2DA21BD, E2DA22BD, E2DA22E1, E2DA22ED, E2DB21B1, E2DB22E1	FA			33211 F	33211 F	

EuroCargo		N° chassis // Axle load // Wheel type			
320 E 27 T E2FA21A1, E2FA21AD, E2FA22A1, E2FA22AD, E2FA22C1, E2FA22CD, E2FB21A1, E2FB22A1, E2FB22C1, E2FH23A1, E2FH23D1, E2FL22A1, E2FL23A1, E2FL23D1		FA		33211 F	33211 F
320 E 28 T tector E6UA2YG1, E6UB22G1, E6UB22GA, E6UB2YG1, E6UB2YG2, E6UB2YGA		FA		33211 F	33211 F
95 E 15 W D4HE11A1, D4HE11B1, D4HE12A1, D4HE12AD, D4HE12B1, D4HE12BD, D4HPC1A1, D4HPC1B1, D4HPC1BD, D4HPC2A1, D4HPC2B1		FA		33019 F	32018 XF
		RA		30215 F	33118 F
95 E 21 W D4LE11A1, D4LE11AD, D4LE12A1, D4LE12AD, D4LPC1A1, D4LPC1AD, D4LPC1C1, D4LPC2A1, D4LPC2AD, D4LPC2C1		FA		33019 F	32018 XF
		RA		30215 F	33118 F
EuroStar					
LD 190 E 38 P L1BB14C1, L1BB14D1, L1BB15D1, L1BL14D1, L1BL15D1		RA		32220 F	32219 F
LD 190 E 39 P, LD 190 E 39 FP L1JB15H2, L1JB15N2, L1JB17E2, L1JB17H2, L1JB17N2, L1JB18H2, L1JB18N2, L1JB19F2, L1JB19N2, L1JC17C2, L1JC17F2, L1JC18C2, L1JC18E2, L1JC18F2, L1JC18H2, L1JC18N2, L1JCL7C2, L1JCL7F2, L1JCL7N2, L1JCL8C2, L1JCL8F2, L1JCL8H2, L1JCL9C2, L1JCL9F2, L1JCL9H2, L1JCL		RA		30221 F	32024 XF
LD 190 E 42, LD 190 E 42 P L1CA12C1, L1CA12D1, L1CA13C1, L1CA13D1, L1CA14D1, L1CA15D1, L1CB13C1, L1CB13D1, L1CB14C1, L1CB14D1, L1CB15C1, L1CB15D1, L1CH12C1, L1CH12D1, L1CH13D1, L1CH14D1, L1CH15D1, L1CL13C1, L1CL13D1, L1CL14C1, L1CL14D1, L1CL15C1, L1CL15D1		RA	F 15122		
LD 190 E 43, LD 190 E 43 P, LD 190 E 43 FP L1JB15F2, L1JB17F2, L1JB17FD, L1JB18F2, L1JB18FD, L1JB19F2, L1JB19FD, L1JC17F2, L1JC18F2, L1KB15C2, L1KB17A2, L1KB17C2, L1KB17CD, L1KB17D2, L1KB18A2, L1KB18C2, L1KB18CD, L1KB18D2, L1KB19C2, L1KB19CD, L1KB19D2, L1KC17C2, L1KC18A2, L1KC18C2, L1KC18D2, L1KCL		RA	F 15122		
LD 190 E 47 L1DA12C1, L1DA12D1, L1DA15C1, L1DB13C1, L1DB13D1, L1DB14C1, L1DB14D1, L1DB14K1, L1DB15D1, L1DC14K1, L1DC15K1		RA	F 15122		
LD 190 E 52 L1EA12C1, L1EA12D1, L1EA14D1, L1EB13C1, L1EB14C1, L1EB14D1, L1EB15D1		RA	F 15122		







EuroStar		N° chassis // Axle load // Wheel type			
LD 260 E 39 P, LD 260 E 39 FP L3JB15C2, L3JB15CD, L3JB15F2, L3JB15FD, L3JB15H2, L3JB15N2, L3JB16C2, L3JB16CD, L3JB16E2, L3JB16F2, L3JB16FD, L3JB16H2, L3JB16N2, L3JB17C2, L3JB17CD, L3JB17F2, L3JB17FD, L3JB17HD, L3JB17ND, L3JB18N2, L3JC14C2, L3JC14F2, L3JC15C2, L3JC15F2, L3JC16C2, L3JC1		RA		F 15122	
LD 260 E 43 Y/PS, LD 260 E 43 FP L3JB15F2, L3JB15FD, L3JB16F2, L3JB16FD, L3JB17F2, L3JB17FD, L3JCL6F2, L3JCL7F2, L3JE14F2, L3JE15F2, L3JE16F2, L3JE17F2, L3JF14F2, L3JF15F2, L3JF16F2, L3JF17F2, L3JFL6F2, L3JFL7F2, L3KB15C2, L3KB15CD, L3KB15D2, L3KB16A2, L3KB16C2, L3KB16CD, L3KB16D2, L3KB1		RA		F 15122	
LD 260 E 48 Y/PS		RA		F 15122	
LD 400 E 38 TXP, LD 440 E 38 TXP L0BB23CD, L0BL23CD, L0BL23DD, L0BL23KD, L1BA23D1, L1BB22D1, L1BB23C1, L1BB23D1, L1BG21D1, L1BG21K1, L1BG23DD, L1BH23D1, L1BL21C1, L1BL21D1, L1BL21K1, L1BL22D1, L1BL23C1, L1BL23D1, L1BL23K1, L2BB21D1, L2BL21C1, L2BL21CD, L2BL21D1, L2BL21DD, L2BL21K1, L2BL2		RA	Pic L1BB, Pic L1BA, Pic L1BL21 // Pic L1BL23, Pic L1BA, Pic L1BL21	32220 F	32219 F
		RA	Pic L2BL, Pic L2BB	F 15122	
		RA	Pic L1BH, Pic L1BG	32218 F	32217 F
LD 400 E 42 TXP, LD 440 E 42 TXP L0CA22D1, L0CB22D1, L0CB23CD, L0CB23DD, L0CL23CD, L0CL23DD, L1CA22C1, L1CA22D1, L1CA23C1, L1CA23D1, L1CB22C1, L1CB22D1, L1CB23C1, L1CB23D1, L1CC22C1, L1CC22D1, L1CC23C1, L1CC23D1, L1CH22C1, L1CH22D1, L1CH23C1, L1CH23D1, L1CL22C1, L1CL22D1, L1CL23C1, L1CL2		RA	Pic L2CL, Pic L2CB	F 15122	
		RA	Pic L0CL	32218 F	32217 F
LD 440 E 38 T L1BA23D1, L1BB22D1, L1BB23C1, L1BB23D1, L1BH23D1, L1BL22D1, L1BL23C1, L1BL23D1, L1BL23K1		RA	4173788	32220 F	32219 F
		RA	4224088	32221 F	*
		RA	4224089	F 15122	
LD 440 E 39 T, LD 440 E 39 T/P L1JB21C2, L1JB21CD, L1JB21F2, L1JB21FD, L1JB23C2, L1JB23CD, L1JB23F2, L1JB23FD, L1JBH1F2, L1JBH3CD, L1JBH3F2, L1JBH3FD, L1JCT1C2, L1JCT1CD, L1JCT1F2, L1JCT1FD, L2JB21FD		RA		F 15122	
LD 440 E 39 TX, LD 440 E 39 TX/P L2JB21C2, L2JB21CD, L2JB21F2, L2JB21FD		RA		F 15122	
LD 440 E 43 T/P L1JB21F2, L1JB21FD, L1JB23F2, L1JB23FD, L1JBH1F2, L1JBH3F2, L1JBH3FD, L1JCT1F2, L1JCT1FD, L1KB21C2, L1KB21CD, L1KB23C2, L1KB23CD, L1KBH1C2, L1KBH3C2, L1KBH3CD, L1KCT1C2, L1KCT1CD		RA		F 15122	







			N° chassis // Axle load // Wheel type			
EuroStar						
LD 440 E 43 TX/P L1KB21C2, L1KB21DD, L1KB21J2, L1KB21L2, L1KB23C2, L1KB23CD, L1KB23J2, L1KB23L2, L1KB23LD, L1KBH3C2, L1KBH3L2, L1KCT1C2, L1KCT1CD, L1KCT1J2, L1KCT1L2, L1KCT1LD, L2JB21F2, L2JB21FD, L2KB21C2, L2KB21CD, L2KB21L2, L2KB21LD						
	RA			F 15122		
LD 440 E 47 T/P L1DA22C1, L1DB21K1, L1DB22C1, L1DB22D1, L1DB22K1, L1DB23C1, L1DB23D1, L1DB23K1, L1DC22C1, L1DC22D1, L1DC23C1, L1DC23D1						
	RA			F 15122		
LD 440 E 48 T/P L1PB2112, L1PB2142, L1PB21G2, L1PB21J2, L1PB21L2, L1PB21W2, L1PB23G2, L1PB23GD, L1PB23J2, L1PB23L2, L1PB23W2, L1PBH3G2						
	RA			F 15122		
LD 440 E 52 T L1EA22D1, L1EA23C1, L1EA23D1, L1EB22C1, L1EB22D1, L1EB23C1, L1EB23D1, L1EC22C1, L1EC22D1, L1EC23C1, L1EC23D1, L4EA21CD, L4EA21D1, L4EB21D1						
	RA	Pic L1EC		F 15122		

EuroTech MH						
190 E 24 K, 190 E 27 K, 190 E 31 K						
	RA			F 15122		
190 E 24, 190 E 24 /P, 190 E 27, 190 E 27 /P M1NA13A1, M1NA13D1, M1NA14A1, M1NA14A2, M1NA14D1, M1NA15A1, M1NA15A2, M1NA15D1, M1NA16A1, M1NA16A2, M1NA16D1, M1NA17A1, M1NA17A2, M1NA18A1, M1NA18A2, M1NA19A1, M1NA19A2, M1NB13A1, M1NB13D1, M1NB14A1, M1NB14A2, M1NB14AC, M1NB14AD, M1NB14D1, M1NB15A1, M1NB1						
	RA			F 15122		
190 E 31, 190 E 31 /P M1PA13B1, M1PA14B1, M1PA14B2, M1PA15B1, M1PA15B2, M1PA16B1, M1PA16B2, M1PA17B1, M1PA17B2, M1PA18B1, M1PA18B2, M1PA19B1, M1PA19B2, M1PB13B1, M1PB13C1, M1PB14B1, M1PB14B2, M1PB14C1, M1PB14C2, M1PB15B1, M1PB15B2, M1PB15BC, M1PB15BD, M1PB15C1, M1PB15C2, M1PB1						
	RA			F 15122		
190 E 35, 190 E 35 /P, 190 E 35 /FP M1RA13B1, M1RA14B1, M1RA14B2, M1RA15B1, M1RA15B2, M1RA16B1, M1RA16B2, M1RA17B1, M1RA17B2, M1RA18B1, M1RA18B2, M1RA19B1, M1RA19B2, M1RB14B1, M1RB14B2, M1RB14C1, M1RB14C2, M1RB15B1, M1RB15B2, M1RB15BC, M1RB15BD, M1RB15C1, M1RB15C2, M1RB15CC, M1RB15CD, M1RB1						
	RA			F 15122		

			N° chassis // Axle load // Wheel type			
EuroTech MH						
260 E 24 Y/P, 260 E 24 Y/PS, 260 E 24 Y/PT M3NB14A1, M3NB14A2, M3NB15A1, M3NB15A2, M3NB15AC, M3NB15AD, M3NB16A1, M3NB16A2, M3NB16AC, M3NB16AD, M3NB17A1, M3NB17A2, M3NB17AC, M3NB17AD, M3NB18A1, M3NB18A2, M3NB18AC, M3NB18AD, M3NB19A1, M3NB19A2, M3NB19AC, M3NB19AD, M3NE13A1, M3NE13D1, M3NE14A1, M3NE1						
	RA			F 15122		
260 E 31 Y/P, 260 E 31 Y/PS, 260 E 31 Y/PT M3PB14B1, M3PB14B2, M3PB14C1, M3PB14C2, M3PB15B1, M3PB15B2, M3PB15BC, M3PB15BD, M3PB15C1, M3PB15C2, M3PB15CC, M3PB15CD, M3PB16B1, M3PB16B2, M3PB16BC, M3PB16BD, M3PB16C1, M3PB16C2, M3PB16CC, M3PB16CD, M3PB17B1, M3PB17B2, M3PB17BC, M3PB17BD, M3PB17C1, M3PB1						
	RA			F 15122		
260 E 35 Y/P, 260 E 35 Y/PT, 260 E 35 Y/TN M3RB14B1, M3RB14B2, M3RB14C1, M3RB14C2, M3RB15B1, M3RB15B2, M3RB15BC, M3RB15C1, M3RB15C2, M3RB15CD, M3RB16B1, M3RB16B2, M3RB16BC, M3RB16C1, M3RB16C2, M3RB16CD, M3RB17B1, M3RB17B2, M3RB17BC, M3RB17BD, M3RB17C1, M3RB17C2, M3RB17CC, M3RB17CD, M3RB18B1, M3RB1						
	RA			F 15122		
400 E 31 TP, 440 E 31 T, 440 E 31 TP M1PA21B2, M1PA21BD, M1PA23B1, M1PA23B2, M1PB21B1, M1PB21B2, M1PB21BC, M1PB21BD, M1PB21C1, M1PB21C2, M1PB21CC, M1PB21CD, M1PB23B1, M1PB23B2, M1PB23BC, M1PB23BD, M1PB23C1, M1PB23C2, M1PB23CC, M1PB23CD						
	RA			F 15122		
400 E 35 TP, 440 E 35 T, 440 E 35 T/P, 440 E 35 T/FP M1RA21B1, M1RA21B2, M1RA21BC, M1RA21BD, M1RA23B1, M1RA23B2, M1RB21B1, M1RB21B2, M1RB21BC, M1RB21C1, M1RB21C2, M1RB23B1, M1RB23B2, M1RB23BC, M1RB23BD, M1RB23C1, M1RB23C2, M1RB23CC, M1RB23CD, M1RCT3B2, M1RCT3C2, M1RD21B1, M1RD21B2, M1RD23B1, M1RD23B2, M2RB2						
	RA			F 15122		
440 E 35 TX/P M2RB21B2, M2RB21BD, M2RB21C2, M2RB21CD						
	RA			F 15122		

EuroTech MP						
180 E 38 M0BA12A1, M0BA12B1, M0BA12D1, M0BA13A1, M0BA13B1, M0BA13C1, M0BA13CD, M0BA13D1, M0BA14A1, M0BA14B1, M0BA14D1, M0BA15AD, M0BA15BD, M0BA16B1, M0BB13B1, M0BB13D1, M0BB14B1, M0BB14D1, M0BB15D1, M0BC15D1, M0BL14DD						
	RA	Pic M0BA12A1, Pic M0BA12B1, Pic M0BA13A1, Pic M0BA13C1, Pic M0BA13CD, Pic M0BA14A1, Pic M0BA14D1, Pic M0BA15BD, Pic M0BB, Pic M0BC		32218 F		

		 N° chassis // Axle load // Wheel type			
EuroTech MP					
180 E 38 M0BA12A1, M0BA12B1, M0BA12D1, M0BA13A1, M0BA13B1, M0BA13C1, M0BA13CD, M0BA13D1, M0BA14A1, M0BA14B1, M0BA14D1, M0BA15AD, M0BA15BD, M0BA16B1, M0BB13B1, M0BB13D1, M0BB14B1, M0BB14D1, M0BB15D1, M0BC15D1, M0BL14DD	RA	Pic M0BA12A1, Pic M0BA12B1, Pic M0BA13A1, Pic M0BA13C1, Pic M0BA14A1, Pic M0BA14D1, Pic M0BA15BD, Pic M0BB, Pic M0BC			32217 F
190 E 34 M1AA12A1, M1AA12B1, M1AA12C1, M1AA12D1, M1AA13A1, M1AA13B1, M1AA13C1, M1AA13D1, M1AA14A1, M1AA14B1, M1AA14C1, M1AA14D1, M1AA15B1, M1AA15C1, M1AA15D1, M1AA16A1, M1AA16B1, M1AA16C1, M1AA16D1, M1AB13A1, M1AB13B1, M1AB13C1, M1AB13D1, M1AB14A1, M1AB14B1, M1AB1	RA			32221 F	*
190 E 38 M1BA12A1, M1BA12B1, M1BA12C1, M1BA12D1, M1BA13B1, M1BA13C1, M1BA13D1, M1BA14A1, M1BA14B1, M1BA14C1, M1BA14D1, M1BA15D1, M1BA16D1, M1BB13B1, M1BB13C1, M1BB13D1, M1BB14B1, M1BB14C1, M1BB14D1, M1BB15B1, M1BB15C1, M1BB15D1, M1BB16C1, M1BB16D1, M1BD17D1, M1BH1"	RA	4224088		32221 F	*
	RA	4224089	F 15122		
190 E 39, 190 E 39 /P, 190 E39 /FP M1JA14C1, M1JA14F1, M1JA15C1, M1JA15C2, M1JA15F1, M1JA15F2, M1JA17C1, M1JA17C2, M1JA17F1, M1JA17F2, M1JA18C1, M1JA18C2, M1JA18F1, M1JA18F2, M1JA19C1, M1JA19C2, M1JA19F1, M1JA19F2, M1JB15C1, M1JB15C2, M1JB15D1, M1JB15E1, M1JB15F1, M1JB15F2, M1JB15H1, M1JB1	RA		F 15122		
190 E 42, 190 E 42 /P M1CA12A1, M1CA12B1, M1CA12C1, M1CA12D1, M1CA13A1, M1CA13B1, M1CA13C1, M1CA13D1, M1CA14B1, M1CA14C1, M1CA14D1, M1CA15A1, M1CA15D1, M1CB13A1, M1CB13B1, M1CB13C1, M1CB13D1, M1CB14A1, M1CB14C1, M1CB14D1, M1CB14H1, M1CB15A1, M1CB15B1, M1CB15C1, M1CB15D1, M1CB1"	RA	4224088		32221 F	*
	RA	4224089	F 15122		
190 E 43, 190 E 43 /P M1KA14C1, M1KA14D1, M1KA14F1, M1KA15C1, M1KA15C2, M1KA15F1, M1KA15F2, M1KA17C1, M1KA17C2, M1KA17D2, M1KA17F1, M1KA17F2, M1KA18C1, M1KA18C2, M1KA18F1, M1KA18F2, M1KA19C1, M1KA19C2, M1KA19F1, M1KA19F2, M1KB15A1, M1KB15D1, M1KB15D2, M1KB17A1, M1KB17A2, M1KB1	RA		F 15122		

		 N° chassis // Axle load // Wheel type			
EuroTech MP					
M3FE13B1, M3FE13J1, M3FP13B1	RA	Pic M3FE13B1, Pic M3FP13B1	F 15122		
	RA	Pic M3FE13J1		32220 F	32219 F
240 E 38 M3BB13A1, M3BB13B1, M3BB13C1, M3BB13D1, M3BB14A1, M3BB14B1, M3BB14C1, M3BB14D1, M3BB15A1, M3BB15B1, M3BB15C1, M3BB15D1, M3BB16C1, M3BB16D1, M3BC13B1, M3BC14B1, M3BC14C1, M3BC14D1, M3BC15A1, M3BC15B1, M3BC15C1, M3BC15D1, M3BE13A1, M3BE13B1, M3BE13C1, M3BE1	RA	Pic M3BF, Pic M7BA, Pic M7BL // Pic M7BB, Pic M7BA, Pic M7BL			32217 F
	RA	Pic M3BF, Pic M7BA, Pic M7BB // Pic M7BB, Pic M7BA, Pic M7BL		32218 F	
260 E 39 Y, 260 E 39 Y/P, 260 E 39 Y/FP, 260 E 39 Y/FS M3JB14C1, M3JB14C2, M3JB14E2, M3JB14F1, M3JB14F2, M3JB14N1, M3JB15C1, M3JB15C2, M3JB15F1, M3JB15F2, M3JB15H1, M3JB15H2, M3JB16A1, M3JB16C1, M3JB16C2, M3JB16D1, M3JB16D2, M3JB16E2, M3JB16F1, M3JB16F2, M3JB16N2, M3JB17C2, M3JB17F2, M3JC14C1, M3JC14C2, M3JC1	RA		F 15122		
260 E 43 Y, 260 E 43 Y/P M3JE14C1, M3JE14C2, M3JE14F1, M3JE14F2, M3JE15C1, M3JE15C2, M3JE15F1, M3JE15F2, M3JE16C1, M3JE16C2, M3JE16F1, M3JE16F2, M3JE17C2, M3JE17F2, M3KB14D1, M3KB15D1, M3KB15D2, M3KB16D1, M3KB16D2, M3KB17D2, M3KB18D2, M3KC15D2, M3KC16D2, M3KC17D2, M3KCL6D1, M3KE1	RA		F 15122		
400 E 34 T, 440 E 34 T M0AA22B1, M0AA22C1, M0AA22CD, M0AA22D1, M0AA22DD, M0AA23A1, M0AA23B1, M0AA23C1, M0AA23CD, M0AA23D1, M0AA23DD, M0AB22A1, M0AB22B1, M0AB22C1, M0AB22CD, M0AB22D1, M0AB22DD, M0AB23A1, M0AB23B1, M0AB23C1, M0AB23CD, M0AB23D1, M0AB23DD, M0AC22A1, M0AC22C1, M0AC2	RA			32221 F	*
400 E 38 T, 440 E 38 T, 440 E 38 T /P M0BA22B1, M0BA22CD, M0BA22D1, M0BA23CD, M0BA23DD, M0BB22AD, M0BB22B1, M0BB22CD, M0BB22D1, M0BB22DD, M0BB23AD, M0BB23B1, M0BB23C1, M0BB23CD, M0BB23D1, M0BB23DD, M0BC22C1, M0BC23CD, M0BL22DD, M0BL23CD, M0BL23DD, M1BA22B1, M1BA22C1, M1BA22D1, M1BA23C1, M1BA2	RA	Pic M2BB		32218 F	32217 F
400 E 38 TXP M2BB21A1, M2BB21AD, M2BB21B1, M2BB21BD, M2BB21C1, M2BB21CD, M2BB21D1, M2BB21DD, M2BL21B1, M2BL21BD, M2BL21C1, M2BL21CD, M2BL21D1, M2BL21DD	RA	Pic M2BB		32218 F	32217 F

			N° chassis // Axle load // Wheel type			
EuroTech MP						
400 E 42 T, 440 E 42 T, 440 E 42 T/P M0CA22A1, M0CA22C1, M0CA22D1, M0CA23C1, M0CA23D1, M0CB22B1, M0CB22C1, M0CB22CD, M0CB22D1, M0CB23A1, M0CB23B1, M0CB23C1, M0CB23CD, M0CB23D1, M0CB23DD, M0CC22A1, M0CL23CD, M0CL23DD, M1CA22B1, M1CA22C1, M1CA22D1, M1CA22DD, M1CA23A1, M1CA23C1, M1CA23D1, M1CB2	FA			F 15193	*	
440 E 39 T, 440 E 39 T/P, 440 E 39 T/FP-CT M1JA21C1, M1JA21C2, M1JA21F1, M1JA21F2, M1JA23C1, M1JA23C2, M1JA23F1, M1JA23F2, M1JB21C1, M1JB21C2, M1JB21CC, M1JB21CD, M1JB21F1, M1JB21F2, M1JB21FC, M1JB21FD, M1JB21G1, M1JB21G2, M1JB21H2, M1JB21M1, M1JB21N2, M1JB21P1, M1JB21P2, M1JB21PC, M1JB23C1, M1JB2	RA	Pic M1JD, Pic M1JE		30221 F	32024 XF	
	RA	Pic M1JB, Pic M1JC, Pic M2JB	F 15122			
440 E 43 T, 440 E 43 T/P M1JA21F1, M1JA21F2, M1JA23F1, M1JA23F2, M1JAH1F1, M1JAH1F2, M1JAH1FD, M1JAH3F1, M1JAH3F2, M1JB21F2, M1JB21FD, M1JB23F2, M1JB23FD, M1JBH1F1, M1JBH1F2, M1JBH1FC, M1JBH1FD, M1JBH3F1, M1JBH3F2, M1JBH3FC, M1JBH3FD, M1KA21C1, M1KA21C2, M1KA21D2, M1KA23C1, M1KA2	RA	Pic M1KA, Pic M1KB, Pic M1KC, Pic M2KB	F 15122			
	RA	Pic M1KD, Pic M1KE		30221 F	32024 XF	
440 E 43 TX/P M2JB21FD, M2KB21CD	RA		F 15122			

EuroTech MT						
190 E 24 F3CAC1A1, F3CAC2A1, F3CAC3A1,F3CAC3C1, F3CAC4A1, F3CAC4C1,F3CAC6A1, F3CAC6C1, F3CAC8A1,F3CAC8C1, F3CAC9A1, F3CAC9C1,F3CBC3A1, F3CBC4A1, F3CBC4C1,F3CBC6A1, F3CBC6C1, F3CBC8A1,F3CBC8C1, F3CBC9A1, F3CBC9C1	RA		F 15122			
190 E 24 K F3CAD1A1, F3CAD2A1	RA		F 15122			
190 E 27 F3DA11A1, F3DA12A1, F3DA13A1,F3DA14A1, F3DA14C1, F3DA16A1,F3DA16C1, F3DA18A1, F3DA19C1,F3DAC1A1, F3DAC2A1, F3DAC2C1,F3DAC3A1, F3DAC3C1, F3DAC4A1,F3DAC4C1, F3DAC6A1, F3DAC6C1,F3DAC8A1, F3DAC8C1, F3DAC9A1,F3DAC9C1, F3DBC3A1, F3DBC4A1,F3DBC4C1, F3DBC	RA		F 15122			
190 E 27 K F3DA31A1, F3DA32A1, F3DAD1A1,F3DAD2A1	RA		F 15122			

			N° chassis // Axle load // Wheel type			
EuroTech MT						
190 E 30 F3GA11B1, F3GA12B1, F3GA13B1, F3GA14B1, F3GA14G1, F3GA16B1, F3GA16C1, F3GA16G1, F3GA19B1, F3GA19G1, F3GA19H1, F3GAC1B1, F3GAC1C1, F3GAC2B1, F3GAC2C1, F3GAC2G1, F3GAC2H1, F3GAC3B1, F3GAC3C1, F3GAC3G1, F3GAC3H1, F3GAC4B1, F3GAC4C1, F3GAC4G1, F3GAC4H1, F3GAC	RA			F 15122		
190 E 30 K F3GAD1B1, F3GAD1C1, F3GAD2B1, F3GAD2C1, F3GAD3B1, F3GAD3C1	RA			F 15122		
MP 180 E 24 W Cursor K0NB12A1, K0NB12AD, K0NB13A1, K0NB13AD, K0NB13D1, K0NB13DD, K0NB14A1, K0NB14D1	FA				33019 F	32021 XF
	RA				30221 F	32024 XF
MP 180 E 25 W K0CD12C1, K0CD12CD	FA				33019 F	32021 XF
	RA				30221 F	32024 XF
MP 190 E 24 H Cursor K0NA12A1, K0NA13A1, K0NA13D1, K0NA14A1, K0NA14D1	RA				30221 F	32024 XF

EuroTrakker						
MP 190 E 30 H K0AA12D1, K0AA13C1, K0AA13D1,K0AA14D1, K0AA15D1, K0AA16D1,K0AB12D1, K0AB13D1, K0AB14D1,K0AC12D1, K0AC13D1, K0AC15D1,K0AD12D1, K0AD13D1	FA	Pic K0AC , Pic K0AD			33019 F	32021 XF
MP 190 E 30 H, MP 190 E 30 W K0AA12D1, K0AA13C1, K0AA13D1,K0AA14D1, K0AA15D1, K0AA16D1,K0AB12D1, K0AB13D1, K0AB14D1,K0AC12D1, K0AC13D1, K0AC15D1,K0AD12D1, K0AD13D1, K0AD14D1	RA				30221 F	32024 XF
MP 190 E 30 W K0AD12A1, K0AD12C1, K0AD12D1, K0AD12E1, K0AD12G1, K0AD12H1, K0AD13A1, K0AD13C1, K0AD13D1, K0AD13E1, K0AD13G1, K0AD13H1, K0AD14A1, K0AD14C1, K0AD14D1, K0AD14E1, K0AD14G1, K0AD14H1	FA				33019 F	32021 XF
	RA				30221 F	32024 XF
MP 190 E 31 H Cursor K0PA12A1, K0PA12A2, K0PA13A1, K0PA13A2, K0PA13A3, K0PA13D1, K0PA14A1, K0PA14A2, K0PA14D1, K0PA15A1, K0PA15A2, K0PA15D1, K0PA17A2, K0PB12A1, K0PB12A3, K0PB12A5, K0PB12B1, K0PB12C1, K0PB12G3, K0PB13A3, K0PB13A5, K0PB13B1, K0PB13C1, K0PB14A1, K0PB14A3, K0PB1	FA	Pic K0PB			33019 F	32021 XF
	RA				30221 F	32024 XF
MP 190 E 31 H Cursor K0PA12A1, K0PA12A2, K0PA13A1, K0PA13A2, K0PA13A3, K0PA14A1, K0PA14A2, K0PA14D1, K0PA15A1, K0PA15A2, K0PA17A2, K0PB12A1, K0PB12A3, K0PB12A5, K0PB12B1, K0PB12C1, K0PB12G3, K0PB13A3, K0PB13A5, K0PB13B1, K0PB13C1, K0PB14A1, K0PB14A3, K0PB14B1, K0PB14C1, K0PE1	FA	Pic K0PB			33019 F	32021 XF

			N° chassis // Axle load // Wheel type			
EuroTrakker						
MP 190 E 31 H Cursor, MP 190 E 31 W Cursor KOPA12A1, KOPA12A2, KOPA13A1, KOPA13A2, KOPA13A3, KOPA14A1, KOPA14A2, KOPA14D1, KOPA15A1, KOPA15A2, KOPA17A2, KOPB12A1, KOPB12A3, KOPB12A5, KOPB12B1, KOPB12C1, KOPB12G3, KOPB13A3, KOPB13A5, KOPB13B1, KOPB13C1, KOPB14A1, KOPB14A3, KOPB14B1, KOPB14C1, K0PE1	RA				30221 F	32024 XF
MP 190 E 31 W Cursor KOPA12A1, KOPA12A2, KOPA13A1, KOPA13A2, KOPA13A3, KOPA14A1, KOPA14A2, KOPA14D1, KOPA15A1, KOPA15A2, KOPA17A2, KOPB12A1, KOPB12A3, KOPB12A5, KOPB12B1, KOPB12C1, KOPB12G3, KOPB13A1, KOPB13A3, KOPB13A5, KOPB13B1, KOPB13C1, KOPB13D1, KOPB13E1, KOPB14A1, KOPB1	RA				30221 F	32024 XF
MP 190 E 34 H K0BA12B1, K0BA13B1, K0BA14A1, K0BA14C1, K0BB12A1, K0BB12B1, K0BB13B1, K0BB14B1, K0BC12B1, K0BD12B1	FA	Pic K0BA , Pic K0BD				*
MP 190 E 34 H, MP 190 E 34 W K0BA12B1, K0BA13B1, K0BA14A1, K0BA14C1, K0BB12A1, K0BB12B1, K0BB13B1, K0BB14B1, K0BC12B1, K0BD12B1	FA	Pic K0BB , Pic K0BD			33019 F	32021 XF
MP 190 E 34 H, MP 190 E 34 W K0BA12B1, K0BA13B1, K0BA14A1, K0BA14C1, K0BB12A1, K0BB12B1, K0BB13B1, K0BB14B1, K0BC12B1, K0BD12B1	RA				30221 F	32024 XF
MP 190 E 34 W K0BD12A1, K0BD12B1, K0BD12C1, K0BD12D1, K0BD13A1, K0BD13B1, K0BD13C1, K0BD13D1, K0BD14A1, K0BD14B1, K0BD14C1, K0BD14D1	FA				33019 F	32021 XF
MP 190 E 34 W K0BD12A1, K0BD12B1, K0BD12C1, K0BD12D1, K0BD13A1, K0BD13B1, K0BD13C1, K0BD13D1, K0BD14A1, K0BD14B1, K0BD14C1, K0BD14D1	RA				30221 F	32024 XF
MP 190 E 35 H Cursor K0RA12A1, K0RA12A2, K0RA13A1, K0RA13A2, K0RA13D1, K0RA13H1, K0RA14A1, K0RA14A2, K0RA14A4, K0RA14D1, K0RA15A1, K0RA15A2, K0RA15D1, K0RB12A3, K0RB13A1, K0RB13A3, K0RB13D1, K0RB13K3, K0RB14A1, K0RB14A3, K0RB14B3, K0RB14D1, K0RE12K3	FA	Pic K0RB			33019 F	32021 XF
MP 190 E 35 H Cursor K0RA12A1, K0RA12A2, K0RA13A1, K0RA13A2, K0RA13D1, K0RA13H1, K0RA14A1, K0RA14A2, K0RA14A4, K0RA15A1, K0RA15A2, K0RB12A3, K0RB13A1, K0RB13A3, K0RB13D1, K0RB13K3, K0RB14A1, K0RB14A3, K0RB14B3, K0RB14D1, K0RE12K3	RA				30221 F	32024 XF
MP 190 E 35 H Cursor K0RA12A1, K0RA12A2, K0RA13A1, K0RA13A2, K0RA13D1, K0RA13H1, K0RA14A1, K0RA14A2, K0RA14A4, K0RA15A1, K0RA15A2, K0RB12A3, K0RB13A1, K0RB13A3, K0RB13D1, K0RB13K3, K0RB14A1, K0RB14A3, K0RB14B3, K0RB14D1, K0RE12K3	FA	Pic K0RB			33019 F	32021 XF
MP 190 E 35 H Cursor, MP 190 E 35 W Cursor K0RA12A1, K0RA12A2, K0RA13A1, K0RA13A2, K0RA13D1, K0RA13H1, K0RA14A1, K0RA14A2, K0RA14A4, K0RA15A1, K0RA15A2, K0RB12A3, K0RB13A1, K0RB13A3, K0RB13D1, K0RB13K3, K0RB14A1, K0RB14A3, K0RB14B3, K0RB14D1, K0RE12K3	RA				30221 F	32024 XF

			N° chassis // Axle load // Wheel type			
EuroTrakker						
MP 190 E 35 W Cursor K0RA12A1, K0RA12A2, K0RA13A1, K0RA13A2, K0RA13D1, K0RA13H1, K0RA14A1, K0RA14A2, K0RA14A4, K0RA15A1, K0RA15A2, K0RB12A1, K0RB12A3, K0RB13A1, K0RB13A3, K0RB13D1, K0RB13K3, K0RB14A1, K0RB14A3, K0RB14B3, K0RB14D1, K0RE12K3	RA				30221 F	32024 XF
MP 190 E 37 H K0EA12A1, K0EA12D1, K0EA12E1, K0EA13E1, K0EA13E8, K0EB12D1, K0EB12D8, K0EB12E1, K0EB13D1, K0EC12D1, K0ED12D1	FA	Pic K0EB , Pic K0ED			33019 F	32021 XF
MP 190 E 37 H K0EC12A1, K0EC12D1, K0EC12F1, K0EC12J1, K0EC13A1, K0EC13D1, K0EC13F1, K0EC13J1, K0EC14A1, K0EC14D1, K0EC14F1, K0EC14J1, K0EC15A1, K0EC15D1, K0EC15F1, K0EC15J1, K0EC16A1, K0EC16D1, K0EC16F1, K0EC16J1	RA				30221 F	32024 XF
MP 190 E 37 H, MP 190 E 37 W K0EA12A1, K0EA12D1, K0EA12E1, K0EA13E1, K0EA13E8, K0EB12D1, K0EB12D8, K0EB12E1, K0EB13D1, K0EC12D1, K0ED12D1	RA				30221 F	32024 XF
MP 190 E 37 W K0ED12A1, K0ED12D1, K0ED12F1, K0ED12J1, K0ED13A1, K0ED13D1, K0ED13F1, K0ED13J1, K0ED14A1, K0ED14D1, K0ED14F1, K0ED14J1	FA				33019 F	32021 XF
MP 190 E 37 W K0ED12A1, K0ED12D1, K0ED12F1, K0ED12J1, K0ED13A1, K0ED13D1, K0ED13F1, K0ED13J1, K0ED14A1, K0ED14D1, K0ED14F1, K0ED14J1	RA				30221 F	32024 XF
MP 190 E 38 W Cursor K0LA12C2, K0LA13C2, K0LA13C4, K0LA14C2, K0LA15C2, K0LB12C3, K0LB12H3, K0LB12H5, K0LB13C3, K0LB14C3, K0LB14H3	FA	Pic K0LB			33019 F	32021 XF
MP 190 E 38 W Cursor K0LA12C2, K0LA13C2, K0LA13C4, K0LA14C2, K0LA15C2, K0LB12C3, K0LB12H3, K0LB12H5, K0LB13C3, K0LB14C3, K0LB14H3, K0LB12C5, K0LB13C5, K0LB13H3, K0LB13H5, K0LB14C5, K0LB14H5	RA				30221 F	32024 XF
MP 190 E 38 W Cursor K0LA12C2, K0LA13C2, K0LA13C4, K0LA14C2, K0LA15C2, K0LB12C3, K0LB12H3, K0LB12H5, K0LB13C3, K0LB14C3, K0LB14H3, K0LB12C5, K0LB13C5, K0LB13H3, K0LB13H5, K0LB14C5, K0LB14H5	FA	Pic K0LB			33019 F	32021 XF
MP 190 E 38 W Cursor K0LA12C2, K0LA13C2, K0LA13C4, K0LA14C2, K0LA15C2, K0LB12C3, K0LB12H3, K0LB12H5, K0LB13C3, K0LB14C3, K0LB14H3, K0LB12C5, K0LB13C5, K0LB13H3, K0LB13H5, K0LB14C5, K0LB14H5	RA				30221 F	32024 XF
MP 190 E 42 H K0FA12D1, K0FB12D1, K0FB12K1	FA	Pic K0FB			33019 F	32021 XF
MP 190 E 42 H K0FA12D1, K0FB12D1, K0FB12K1	RA				30221 F	32024 XF
MP 190 E 42 H K0FC12A1, K0FC12D1, K0FC12F1, K0FC12J1, K0FC13A1, K0FC13D1, K0FC13F1, K0FC13J1, K0FC14A1, K0FC14D1, K0FC14F1, K0FC14J1, K0FC15A1, K0FC15D1, K0FC15F1, K0FC15J1, K0FC16A1, K0FC16D1, K0FC16F1, K0FC16J1	RA				30221 F	32024 XF
MP 190 E 42 W K0FA12D1, K0FB12D1, K0FB12K1, K0FD12A1, K0FD12C1, K0FD12D1, K0FD12F1, K0FD12J1, K0FD13A1, K0FD13D1, K0FD13F1, K0FD13J1, K0FD14A1, K0FD14D1, K0FD14F1, K0FD14J1	RA				30221 F	32024 XF
MP 190 E 42 W K0FA12D1, K0FB12D1, K0FB12K1, K0FD12A1, K0FD12C1, K0FD12D1, K0FD12F1, K0FD12J1, K0FD13A1, K0FD13D1, K0FD13F1, K0FD13J1, K0FD14A1, K0FD14D1, K0FD14F1, K0FD14J1	TA				30221 F	32024 XF

			N° chassis // Axle load // Wheel type			
EuroTrakker						
MP 190 E 44 W Cursor K0MA12C2, K0MA13C2, K0MA14C2, K0MB12C3, K0MB12C5, K0MB12D3, K0MB12D5, K0MB12H3, K0MB12H5, K0MB13C3, K0MB13C5, K0MB13H3, K0MB13H5, K0MB14C3, K0MB14C5, K0MB14H3, K0MB14H5	FA	Pic K0MB			33019 F	32021 XF
	RA				30221 F	32024 XF
MP 190 E 44 W Cursor K0MA12C2, K0MA13C2, K0MA14C2, K0MB12C3, K0MB12C5, K0MB12D3, K0MB12D5, K0MB12H3, K0MB12H5, K0MB13C3, K0MB13H3, K0MB13H5, K0MB14C3, K0MB14C5	FA	Pic K0MB			33019 F	32021 XF
	RA				30221 F	32024 XF
MP 260 E 27 H Cursor K1NC12A1, K1NC12AD, K1NC12D1, K1NC13A1, K1NC13AD, K1NC13D1	RA				30221 F	32024 XF
MP 260 E 30 H K0AC11A1, K0AC11C1, K0AC11D1, K0AC11E1, K0AC11G1, K0AC11H1, K0AC12A1, K0AC12C1, K1AA11D1, K1AA12D1, K1AA13D1, K1AA14D1, K1AA15D1, K1AA16D1, K1AA17D1, K1AC12D1, K1AC12E1, K1AC12G1, K1AC12H1, K1AC13A1, K1AC13C1, K1AC13D1, K1AC13E1, K1AC13G1, K1AC13H1, K1AC1	RA				30221 F	32024 XF
MP 260 E 31 H Cursor K1PA12A1, K1PA12A2, K1PA12AD, K1PA12B1, K1PA12C1, K1PA12D1, K1PA12E1, K1PA13A1, K1PA13A2, K1PA13AD, K1PA13B1, K1PA13C1, K1PA13D1, K1PA13E1, K1PA13K2, K1PA14A1, K1PA14A2, K1PA14AD, K1PA14B1, K1PA14C1, K1PA14D1, K1PA14E1, K1PA14G2, K1PA14GA, K1PA14JD, K1PA1	RA	Pic K1PA			30221 F	32024 XF
	RA	Pic K1PA			30221 F	32024 XF
MP 260 E 31 H Cursor K1PA12A2, K1PA12B1, K1PA13A2, K1PA13K2, K1PA14A1, K1PA14A2, K1PA14AD, K1PA14B1, K1PA14C1, K1PA14G2, K1PA14GA, K1PA14JD, K1PA14K2, K1PA14KA, K1PA14PD, K1PA15A2, K1PA15AD, K1PA15B1, K1PA15G2, K1PA15KA, K1PA16A2, K1PA16B1, K1PA16G1, K1PA16G2, K1PA17A2, K1PA1	RA	Pic K1PA			30221 F	32024 XF
	TA				30221 F	32024 XF
MP 260 E 31 HB Cursor K1PA12A2, K1PA12B1, K1PA13A2, K1PA13K2, K1PA14A1, K1PA14A2, K1PA14AD, K1PA14B1, K1PA14C1, K1PA14G2, K1PA14GA, K1PA14JD, K1PA14K2, K1PA14KA, K1PA14PD, K1PA15A2, K1PA15AD, K1PA15B1, K1PA15G2, K1PA15KA, K1PA16A2, K1PA16B1, K1PA16G1, K1PA16G2, K1PA17A2, K1PA1	RA				30221 F	32024 XF
	TA				30221 F	32024 XF
MP 260 E 34 H K1BA12A1, K1BA12B1, K1BA12D1, K1BA13B1, K1BA14B1, K1BA14C1, K1BA15B1, K1BA16B1, K1BA16C1, K1BA16D1, K1BA17B1, K1BB13A1, K1BB13B1, K1BB14A1, K1BB14B1, K1BC12B1, K1BC13B1, K1BC14B1, K1BC14DD, K1BC15B1, K1BC16B1, K1BC17DD, K1BD13B1	FA	Pic K1BB , Pic K1BD			33019 F	32021 XF

			N° chassis // Axle load // Wheel type			
EuroTrakker						
MP 260 E 34 H K1BC11A1, K1BC11B1, K1BC11BD, K1BC11C1, K1BC11D1, K1BC11DD, K1BC12A1, K1BC12B1, K1BC12BD, K1BC12C1, K1BC12D1, K1BC12DD, K1BC13A1, K1BC13B1, K1BC13BD, K1BC13C1, K1BC13D1, K1BC13DD, K1BC14A1, K1BC14B1, K1BC14BD, K1BC14C1, K1BC14D1, K1BC14DD, K1BC15A1, K1BC1	RA				30221 F	32024 XF
	RA				30221 F	32024 XF
MP 260 E 34 H, MP 260 E 34 W K1BA12A1, K1BA12B1, K1BA12D1, K1BA13B1, K1BA14B1, K1BA14C1, K1BA15B1, K1BA16B1, K1BA16C1, K1BA16D1, K1BA17B1, K1BB13A1, K1BB13B1, K1BB14A1, K1BB14B1, K1BC12B1, K1BC13B1, K1BC14B1, K1BC14DD, K1BC15B1, K1BC16B1, K1BC17DD, K1BD13B1	RA				30221 F	32024 XF
MP 260 E 34 W K1BA12A1, K1BA12B1, K1BA12D1, K1BA13B1, K1BA14B1, K1BA14C1, K1BA15B1, K1BA16B1, K1BA16C1, K1BA16D1, K1BA17B1, K1BB13A1, K1BB13B1, K1BB14A1, K1BB14B1, K1BC12B1, K1BC13B1, K1BC14B1, K1BC14DD, K1BC15B1, K1BC16B1, K1BC17DD, K1BD13B1	TA				30221 F	32024 XF
	FA				33019 F	32021 XF
MP 260 E 34 W K1BD13A1, K1BD13B1, K1BD13C1, K1BD13D1, K1BD14A1, K1BD14B1, K1BD14C1, K1BD14D1	RA				30221 F	32024 XF
	FA				33019 F	32021 XF
MP 260 E 35 H Cursor K1RA12A1, K1RA12A2, K1RA12C1, K1RA12D1, K1RA12K2, K1RA13A1, K1RA13A2, K1RA13A4, K1RA13C1, K1RA13D1, K1RA14A1, K1RA14A2, K1RA14C1, K1RA14D1, K1RA14K2, K1RA14N1, K1RA15A1, K1RA15A2, K1RA15C1, K1RA15D1, K1RA15K2, K1RA16A1, K1RA16A2, K1RA16A4, K1RA16C1, K1RA1	FA	Pic K1RB			33019 F	32021 XF
	RA				30221 F	32024 XF
MP 260 E 35 H Cursor K1RA12A2, K1RA12K2, K1RA13A1, K1RA13A2, K1RA13A4, K1RA14A1, K1RA14A2, K1RA14K2, K1RA14N1, K1RA15A1, K1RA15A2, K1RA15K2, K1RA16A2, K1RA16A4, K1RA16C1, K1RA17A1, K1RA17A2, K1RA17AA, K1RA17C1, K1RA17K2, K1RA72A2, K1RA73A2, K1RA74A2, K1RB13A1, K1RB13A3, K1RB1	FA	Pic K1RB			33019 F	32021 XF
	RA				30221 F	32024 XF
MP 260 E 35 H Cursor, MP 260 E 35 W Cursor K1RA12A2, K1RA12K2, K1RA13A1, K1RA13A2, K1RA13A4, K1RA14A1, K1RA14A2, K1RA14K2, K1RA14N1, K1RA15A1, K1RA15A2, K1RA15K2, K1RA16A2, K1RA16A4, K1RA16C1, K1RA17A1, K1RA17A2, K1RA17AA, K1RA17C1, K1RA17K2, K1RA72A2, K1RA73A2, K1RA74A2, K1RB13A1, K1RB13A3, K1RB1	RA				30221 F	32024 XF

			N° chassis // Axle load // Wheel type			
EuroTrakker						
MP 260 E 35 W Cursor K1RA12A2, K1RA12K2, K1RA13A1, K1RA13A2, K1RA13A4, K1RA14A1, K1RA14A2, K1RA14K2, K1RA14N1, K1RA15A1, K1RA15A2, K1RA15K2, K1RA16A2, K1RA16A4, K1RA16C1, K1RA17A1, K1RA17A2, K1RA17AA, K1RA17C1, K1RA17K2, K1RA72A2, K1RA73A2, K1RA74A2, K1RB13A1, K1RB13A3, K1RB1	TA			30221 F	32024 XF	
MP 260 E 35 W Cursor K1RA12A2, K1RA12K2, K1RA13A1, K1RA13A4, K1RA14A1, K1RA14A2, K1RA14K2, K1RA14N1, K1RA15A1, K1RA15A2, K1RA15K2, K1RA16A2, K1RA16A4, K1RA16C1, K1RA17A1, K1RA17A2, K1RA17AA, K1RA17C1, K1RA17K2, K1RA72A2, K1RA73A2, K1RA74A2, K1RB13A1, K1RB13A3, K1RB13D1, K1RB1	RA			30221 F	32024 XF	
	TA			30221 F	32024 XF	
MP 260 E 37 H K1EA12B1, K1EA12C1, K1EA12C8, K1EA13B1, K1EA13C1, K1EA13E1, K1EA14A1, K1EA14B1, K1EA14E1, K1EA15B1, K1EA15C8, K1EA16B1, K1EA16C1, K1EA16E1, K1EA17B1, K1EA17C1, K1EA17D1, K1EB13A1, K1EB13B1, K1EB13C1, K1EB14A1, K1EB14B1, K1EC12B1, K1EC12C1, K1EC14B1, K1EC1	FA	Pic K1EB , Pic K1ED		33019 F	32021 XF	
MP 260 E 37 H, MP 260 E 37 W K1EA12B1, K1EA12C1, K1EA12C8, K1EA13B1, K1EA13C1, K1EA13E1, K1EA14A1, K1EA14B1, K1EA14E1, K1EA15B1, K1EA15C8, K1EA16B1, K1EA16C1, K1EA16E1, K1EA17B1, K1EA17C1, K1EA17D1, K1EB13A1, K1EB13B1, K1EB13C1, K1EB14A1, K1EB14B1, K1EC12B1, K1EC12C1, K1EC14B1, K1EC1	RA			30221 F	32024 XF	
MP 260 E 37 W K1EA12B1, K1EA12C1, K1EA12C8, K1EA13B1, K1EA13C1, K1EA13E1, K1EA14A1, K1EA14B1, K1EA14E1, K1EA15B1, K1EA15C8, K1EA16B1, K1EA16C1, K1EA16E1, K1EA17B1, K1EA17C1, K1EA17D1, K1EB13A1, K1EB13B1, K1EB13C1, K1EB14A1, K1EB14B1, K1EC12B1, K1EC12C1, K1EC14B1, K1EC1	TA			30221 F	32024 XF	
MP 260 E 37 W K1ED13A1, K1ED13B1, K1ED13D1, K1ED13E1, K1ED14A1, K1ED14B1, K1ED14D1, K1ED14E1	FA			33019 F	32021 XF	
	RA			30221 F	32024 XF	
MP 260 E 38 H Cursor K1LA12C2, K1LA12C4, K1LA12CA, K1LA12D2, K1LA12H2, K1LA12H4, K1LA12HA, K1LA13C2, K1LA13C4, K1LA13CA, K1LA13H2, K1LA13H4, K1LA13HA, K1LA14C2, K1LA14C4, K1LA14CA, K1LA14CC, K1LA14D2, K1LA14H2, K1LA14H4, K1LA14HA, K1LA14HC, K1LA15C2, K1LA15C4, K1LA15CA, K1LA1	FA	Pic K1LB		33019 F	32021 XF	
	RA			30221 F	32024 XF	







			N° chassis // Axle load // Wheel type			
EuroTrakker						
MP 260 E 38 H Cursor K1LA12C2, K1LA12D2, K1LA12H2, K1LA13C2, K1LA13C4, K1LA13H2, K1LA14C2, K1LA14C4, K1LA14D2, K1LA14H2, K1LA15C2, K1LA15C4, K1LA15H2, K1LA15H4, K1LA16C2, K1LA16C4, K1LA16H2, K1LA17C2, K1LA17C4, K1LA17D2, K1LB13C3, K1LB13C5, K1LB13H3, K1LB13H5, K1LB14C3, K1LB1	FA	Pic K1LB		33019 F	32021 XF	
MP 260 E 38 H Cursor, MP 260 E 38 W Cursor K1LA12C2, K1LA12D2, K1LA12H2, K1LA13C2, K1LA13C4, K1LA13H2, K1LA14C2, K1LA14C4, K1LA14D2, K1LA14H2, K1LA15C2, K1LA15C4, K1LA15H2, K1LA15H4, K1LA16C2, K1LA16C4, K1LA16H2, K1LA17C2, K1LA17C4, K1LA17D2, K1LB13C3, K1LB13C5, K1LB13H3, K1LB13H5, K1LB14C3, K1LB1	RA			30221 F	32024 XF	
MP 260 E 38 W Cursor K1LA12C2, K1LA12D2, K1LA12H2, K1LA13C2, K1LA13C4, K1LA13H2, K1LA14C2, K1LA14C4, K1LA14D2, K1LA14H2, K1LA15C2, K1LA15C4, K1LA15H2, K1LA15H4, K1LA16C2, K1LA16C4, K1LA16H2, K1LA17C2, K1LA17C4, K1LA17D2, K1LB13C3, K1LB13C5, K1LB13H3, K1LB13H5, K1LB14C3, K1LB1	TA			30221 F	32024 XF	
MP 260 E 42 H K1FA12B1, K1FB13B1, K1FB14A1, K1FC12C1, K1FC16F1, K1FD13B1	FA	Pic K1FB , Pic K1FD		33019 F	32021 XF	
	RA			30221 F	32024 XF	
MP 260 E 42 H K1FC11A1, K1FC11B1, K1FC11C1, K1FC11D1, K1FC11E1, K1FC11F1, K1FC12A1, K1FC12B1, K1FC12C1, K1FC12D1, K1FC12E1, K1FC12F1, K1FC13A1, K1FC13B1, K1FC13C1, K1FC13D1, K1FC13E1, K1FC13F1, K1FC14A1, K1FC14B1, K1FC14C1, K1FC14D1, K1FC14E1, K1FC14F1, K1FC15A1, K1FC1	RA			30221 F	32024 XF	
MP 260 E 42 W K1FA12B1, K1FB13B1, K1FB14A1, K1FC12C1, K1FC16F1, K1FD13A1, K1FD13B1, K1FD13D1, K1FD13E1, K1FD14A1, K1FD14B1, K1FD14D1, K1FD14E1	RA			30221 F	32024 XF	
	TA			30221 F	32024 XF	
MP 260 E 44 H Cursor K1MA12C2, K1MA12C4, K1MA12CA, K1MA12D2, K1MA12D4, K1MA12H2, K1MA12H4, K1MA12HA, K1MA13C2, K1MA13C4, K1MA13CA, K1MA13D4, K1MA13H2, K1MA13H4, K1MA13HA, K1MA14C2, K1MA14C4, K1MA14CA, K1MA14CC, K1MA14D2, K1MA14H2, K1MA14H4, K1MA14HA, K1MA14HC, K1MA15C2, K1MA1	FA	Pic K1MB		33019 F	32021 XF	
	RA			30221 F	32024 XF	
MP 260 E 44 H Cursor K1MA12C2, K1MA12C4, K1MA12D2, K1MA12D4, K1MA12H2, K1MA12H4, K1MA13C2, K1MA13C4, K1MA13D4, K1MA14C2, K1MA14C4, K1MA14D2, K1MA14H2, K1MA14H4, K1MA15C2, K1MA15C4, K1MA15D2, K1MA15D4, K1MA15H2, K1MA16C2, K1MA17C2, K1MA17C4, K1MA17J2, K1MB13C3, K1MB13C5, K1MB1	FA	Pic K1MB		33019 F	32021 XF	







			N° chassis // Axle load // Wheel type			
EuroTrakker						
MP 260 E 44 H Cursor, MP 260 E 44 W Cursor K1MA12C2, K1MA12C4, K1MA12D2, K1MA12D4, K1MA12H2, K1MA12H4, K1MA13C2, K1MA13C4, K1MA13D4, K1MA14C2, K1MA14C4, K1MA14D2, K1MA14H2, K1MA14H4, K1MA15C2, K1MA15C4, K1MA15D2, K1MA15D4, K1MA15H2, K1MA16C2, K1MA17C2, K1MA17C4, K1MA17J2, K1MB13C3, K1MB13C5, K1MB1					30221 F	32024 XF
MP 260 E 44 W Cursor K1MA12C2, K1MA12C4, K1MA12D2, K1MA12D4, K1MA12H2, K1MA12H4, K1MA13C2, K1MA13C4, K1MA13D4, K1MA14C2, K1MA14C4, K1MA14D2, K1MA14H2, K1MA14H4, K1MA15C2, K1MA15C4, K1MA15D2, K1MA15D4, K1MA15H2, K1MA16C2, K1MA17C2, K1MA17C4, K1MA17J2, K1MB13C3, K1MB13C5, K1MB1	TA				30221 F	32024 XF
MP 260 E 47 H K1GC11B1, K1GC11C1, K1GC11E1, K1GC11F1, K1GC12B1, K1GC12C1, K1GC12E1, K1GC12F1, K1GC13B1, K1GC13C1, K1GC13E1, K1GC13F1, K1GC14B1, K1GC14C1, K1GC14E1, K1GC14F1, K1GC15B1, K1GC15C1, K1GC15E1, K1GC15F1, K1GC16B1, K1GC16C1, K1GC16E1, K1GC16F1, K1GC17B1, K1GC1	RA				30221 F	32024 XF
MP 340 E 34 H K4BA11A1, K4BA11AD, K4BA11B1, K4BA13A1, K4BA13AD, K4BA13B1, K4BA13BD, K4BA14AD, K4BA14BD, K4BC11B1, K4BC13B1, K4BC13BD, K4BC14BD	RA				30221 F	32024 XF
MP 340 E 34 H K4BC11A1, K4BC11AD, K4BC11B1, K4BC11BD, K4BC13A1, K4BC13AD, K4BC13B1, K4BC13BD, K4BC14AD, K4BC14BD, K4BC1AB1, K4BC1ABD, K4BC1CAD, K4BC1CB1, K4BC1CBD, K4BC1DAD, K4BC1DBD	RA				30221 F	32024 XF
MP 340 E 35 H Cursor K4RA11A1, K4RA11A2, K4RA11AD, K4RA11D1, K4RA11DD, K4RA12A1, K4RA12AD, K4RA12D1, K4RA13A1, K4RA13A2, K4RA13AA, K4RA13AD, K4RA13CD, K4RA13D1, K4RA13DD, K4RA13KA, K4RA14A1, K4RA14AA, K4RA14AD, K4RA14D1, K4RA71A1, K4RA71A2, K4RA73A1, K4RA73A2, K4RF13KA, K4RF1	RA	Pic K4RA			30221 F	32024 XF
MP 340 E 35 H Cursor K4RA11A2, K4RA13A2, K4RA13AA, K4RA13CD, K4RA13DD, K4RA13KA, K4RA14A1, K4RA14AA, K4RA71A1, K4RA71A2, K4RA73A1, K4RA73A2, K4RF13KA, K4RF14KC	RA	Pic K4RA			30221 F	32024 XF







			N° chassis // Axle load // Wheel type			
EuroTrakker						
MP 340 E 35 HB Cursor K4RA13CD, K4RA13DD, K4RA13KA, K4RA14A1, K4RA14AA, K4RA71A1, K4RA71A2, K4RA71C1, K4RA71D1, K4RA72A1, K4RA72D1, K4RA73A1, K4RA73A2, K4RA73C1, K4RA73D1, K4RF13KA, K4RF14KC	RA				30221 F	32024 XF
MP 340 E 37 H K4EA11B1, K4EA11BD, K4EA11C1, K4EA13A1, K4EA13AD, K4EA13B1, K4EA13BD, K4EC11B1, K4EC11C1, K4EC13B1, K4EC13C1	RA				30221 F	32024 XF
MP 340 E 37 H K4EC11A1, K4EC11AD, K4EC11B1, K4EC11BD, K4EC11C1, K4EC11CD, K4EC11G1, K4EC11GD, K4EC13A1, K4EC13AD, K4EC13B1, K4EC13BD, K4EC13C1, K4EC13CD, K4EC13G1, K4EC13GD, K4EC14AD, K4EC14BD, K4EC14CD, K4EC14GD, K4EC14CD, K4EC1AG1, K4EC1AGD, K4EC1CG1, K4EC1CGD, K4EC1	RA				30221 F	32024 XF
MP 340 E 38 H Cursor K4LA11C2, K4LA11C4, K4LA11D2, K4LA11H2, K4LA11H4, K4LA12C2, K4LA12C4, K4LA12H2, K4LA12H4, K4LA13C2, K4LA13C4, K4LA13CA, K4LA13CC, K4LA13DA, K4LA13H2, K4LA13H4, K4LA13HA, K4LA13HC, K4LA13JA, K4LA14CA, K4LA14CC, K4LA14HA, K4LA14HC, K4LA71C2, K4LA72C2, K4LA7	RA	Pic K4LA			30221 F	32024 XF
MP 340 E 38 H Cursor K4LA11C2, K4LA11D2, K4LA11H2, K4LA12C2, K4LA12H2, K4LA13C2, K4LA13CA, K4LA13DA, K4LA13HA, K4LA13JA, K4LA71C2, K4LA72C2, K4LA73C2, K4LF13CA	RA	Pic K4LA			30221 F	32024 XF
MP 340 E 38 HB Cursor K4LA11C2, K4LA11D2, K4LA11H2, K4LA12C2, K4LA12H2, K4LA13C2, K4LA13CA, K4LA13DA, K4LA13HA, K4LA13JA, K4LA71C2, K4LA71C4, K4LA71H2, K4LA71H4, K4LA72C2, K4LA72C4, K4LA72H2, K4LA72H4, K4LA73C2, K4LA73C4, K4LA73H2, K4LA73H4, K4LF13CA	RA				30221 F	32024 XF
MP 340 E 42 H K4FA11B1, K4FA11C1, K4FA13C1, K4FC11B1, K4FC11C1, K4FD17F1	FA	Pic K4FD			33019 F	32021 XF
MP 340 E 42 H K4FC11A1, K4FC11AD, K4FC11B1, K4FC11BD, K4FC11C1, K4FC11CD, K4FC13A1, K4FC13AD, K4FC13B1, K4FC13BD, K4FC13C1, K4FC13CD, K4FC1AC1, K4FC1CC1	RA				30221 F	32024 XF







			N° chassis // Axle load // Wheel type			
EuroTrakker						
MP 340 E 44 H Cursor K4MA11C2, K4MA11C4, K4MA11D2, K4MA11H2, K4MA11H4, K4MA11J2, K4MA12C2, K4MA12C4, K4MA12D2, K4MA12H2, K4MA12H4, K4MA12J2, K4MA13C2, K4MA13C4, K4MA13CA, K4MA13CC, K4MA13D2, K4MA13H2, K4MA13H4, K4MA13HA, K4MA13HC, K4MA13J4, K4MA14CA, K4MA14CC, K4MA14HA, K4MA14	RA				30221 F	32024 XF
MP 340 E 44 H Cursor K4MA11C2, K4MA11D2, K4MA11H2, K4MA11J2, K4MA12C2, K4MA12D2, K4MA12H2, K4MA12J2, K4MA13C2, K4MA13C4, K4MA13CA, K4MA13D2, K4MA13H2, K4MA13H4, K4MA13HA, K4MA13J4, K4MA14CC, K4MA71C2, K4MA72C2, K4MA73C2	RA				30221 F	32024 XF
MP 340 E 44 HB Cursor K4MA11C2, K4MA11D2, K4MA11H2, K4MA11J2, K4MA12C2, K4MA12D2, K4MA12H2, K4MA12J2, K4MA13C2, K4MA13C4, K4MA13CA, K4MA13D2, K4MA13H2, K4MA13H4, K4MA13HA, K4MA13J4, K4MA14CC, K4MA71C2, K4MA72C2, K4MA72H4, K4MA7	RA				30221 F	32024 XF
MP 380 E 34 H K3BA12A1, K3BA12B1, K3BA13A1, K3BA13B1, K3BA13D1, K3BA14A1, K3BA14B1, K3BA15A1, K3BA15B1, K3BB13B1, K3BB14B1, K3BC12B1, K3BC13B1, K3BC14B1, K3BC15B1, K3BD13B1, K3BD14B1	FA	Pic K3BB , Pic K3BD			33019 F	32021 XF
	RA				30221 F	32024 XF
MP 380 E 34 H K3BC12A1, K3BC12B1, K3BC12C1, K3BC12D1, K3BC13A1, K3BC13B1, K3BC13C1, K3BC13D1, K3BC14A1, K3BC14B1, K3BC14C1, K3BC14D1, K3BC15A1, K3BC15B1, K3BC15C1, K3BC15D1	RA				30221 F	32024 XF
MP 380 E 34 W K3BD13A1, K3BD13B1, K3BD13C1, K3BD13D1, K3BD14A1, K3BD14B1, K3BD14C1, K3BD14D1	FA				33019 F	32021 XF
	RA				30221 F	32024 XF
MP 380 E 35 H Cursor K3RA12A1, K3RA12C1, K3RA12D1, K3RA13A1, K3RA13C1, K3RA13D1, K3RA14A1, K3RA14C1, K3RA14D1, K3RA15A1, K3RA15C1, K3RA15D1	RA				30221 F	32024 XF
MP 380 E 35 W Cursor K3RB13A1, K3RB13AD, K3RB13D1, K3RB14A1, K3RB14AD, K3RB14D1	FA				33019 F	32021 XF
	RA				30221 F	32024 XF
MP 380 E 37 H K3EA12A1, K3EA12A5, K3EA12D1, K3EA13A1, K3EA13A5, K3EA13D1, K3EA13D5, K3EA13DE, K3EA13E1, K3EA13J5, K3EA14D1, K3EA14D5, K3EA14E1, K3EA15A1, K3EA15A1, K3EA15D1, K3EA15D1, K3EA15E1, K3EA15E1, K3EA15E1, K3EA15F5, K3EA15J5, K3EA15JE, K3EB13D1, K3EB13E1, K3EB14A1, K3EB14D1, K3EB14DE, K3EB1	FA	Pic K3EB , Pic K3ED			33019 F	32021 XF

			N° chassis // Axle load // Wheel type			
EuroTrakker						
MP 380 E 37 H K3EC12A1, K3EC12D1, K3EC12F1, K3EC12J1, K3EC13A1, K3EC13D1, K3EC13E1, K3EC13F1, K3EC13J1, K3EC14A1, K3EC14D1, K3EC14F1, K3EC14J1, K3EC15A1, K3EC15D1, K3EC15E1, K3EC15F1, K3EC15J1	RA				30221 F	32024 XF
MP 380 E 37 H, MP 380 E 37 W K3EA12A1, K3EA12A5, K3EA12D1, K3EA13A1, K3EA13A5, K3EA13D1, K3EA13D5, K3EA13DE, K3EA13E1, K3EA13J5, K3EA14D1, K3EA14D5, K3EA14E1, K3EA15A1, K3EA15D1, K3EA15DE, K3EA15E1, K3EA15F5, K3EA15J5, K3EA15JE, K3EB13D1, K3EB13E1, K3EB14A1, K3EB14D1, K3EB14DE, K3EB1	RA				30221 F	32024 XF
MP 380 E 37 W K3EA12A1, K3EA12A5, K3EA12D1, K3EA13A1, K3EA13A5, K3EA13D1, K3EA13D5, K3EA13DE, K3EA13E1, K3EA13J5, K3EA14D1, K3EA14D5, K3EA14E1, K3EA15A1, K3EA15D1, K3EA15DE, K3EA15E1, K3EA15F5, K3EA15J5, K3EA15JE, K3EB13D1, K3EB13E1, K3EB14A1, K3EB14D1, K3EB14DE, K3EB1	TA				30221 F	32024 XF
MP 380 E 37 W K3ED13A1, K3ED13D1, K3ED13F1, K3ED13J1, K3ED14A1, K3ED14D1, K3ED14F1, K3ED14J1	FA				33019 F	32021 XF
	RA				30221 F	32024 XF
MP 380 E 38 H Cursor K3LA12C2, K3LA12C4, K3LA12D2, K3LA12H2, K3LA12H4, K3LA13C2, K3LA13C4, K3LA13D2, K3LA13E2, K3LA13H2, K3LA13H4, K3LA14C2, K3LA14C4, K3LA14D2, K3LA14H2, K3LA14H4, K3LA15C2, K3LA15C4, K3LA15E2, K3LA15H2, K3LA15H4, K3LA74C2, K3LB13C3, K3LB13H3, K3LB14C3, K3LB1	FA	Pic K3LB			33019 F	32021 XF
	RA				30221 F	32024 XF
MP 380 E 38 H Cursor K3LA12C2, K3LA12D2, K3LA12H2, K3LA13C2, K3LA13C4, K3LA13D2, K3LA13E2, K3LA13H2, K3LA14C2, K3LA14D2, K3LA14H2, K3LA15C2, K3LA15C4, K3LA15E2, K3LA15H2, K3LA74C2, K3LB13C3, K3LB13H3, K3LB14C3, K3LB14H3	FA	Pic K3LB			33019 F	32021 XF
	RA				30221 F	32024 XF
MP 380 E 38 HB Cursor K3LA72C2, K3LA72H2, K3LA73C2, K3LA73H2, K3LA74C2, K3LA74C4, K3LA74H2, K3LA74H4	RA				30221 F	32024 XF
MP 380 E 38 W Cursor K3LA12C2, K3LA12D2, K3LA12H2, K3LA13C2, K3LA13C4, K3LA13D2, K3LA13E2, K3LA13H2, K3LA14C2, K3LA14D2, K3LA14H2, K3LA15C2, K3LA15C4, K3LA15E2, K3LA15H2, K3LA74C2, K3LB13C3, K3LB13C5, K3LB13H3, K3LB13H5, K3LB14C3, K3LB14C5, K3LB14H3, K3LB14H5	RA				30221 F	32024 XF
	TA				30221 F	32024 XF
MP 380 E 38 W Cursor K3LA12D2, K3LA12H2, K3LA13C2, K3LA13C4, K3LA13D2, K3LA13E2, K3LA13H2, K3LA14D2, K3LA14H2, K3LA15C2, K3LA15C4, K3LA15E2, K3LA74C2, K3LB13C3, K3LB13C5, K3LB13H3, K3LB13H5, K3LB14C3, K3LB14C5, K3LB14H3, K3LB14H5	RA				30221 F	32024 XF
	TA				30221 F	32024 XF

		 N° chassis // Axle load // Wheel type			
EuroTrakker					
MP 380 E 42 H					
K3FA12A1, K3FA12D1, K3FA13A1, K3FA13D1, K3FA13F1, K3FA13J1, K3FA14A1, K3FA14D1, K3FA14J1, K3FA15D1, K3FA15J1, K3FB13D1, K3FB13E1, K3FB13J1, K3FB14D1, K3FB14E1, K3FB14J1, K3FB14K1, K3FC12D1, K3FC13D1, K3FC14D1, K3FC15D1, K3FD14D1, K3FD14J1	FA	Pic K3FB , Pic K3FD		33019 F	32021 XF
	RA			30221 F	32024 XF
MP 380 E 42 H					
K3FC12A1, K3FC12D1, K3FC12F1, K3FC12J1, K3FC13A1, K3FC13D1, K3FC13F1, K3FC13J1, K3FC14A1, K3FC14D1, K3FC14F1, K3FC14J1, K3FC15A1, K3FC15D1, K3FC15F1, K3FC15J1, K3FC19J1	RA			30221 F	32024 XF
MP 380 E 42 W					
K3FA12A1, K3FA12D1, K3FA13A1, K3FA13D1, K3FA13F1, K3FA13J1, K3FA14A1, K3FA14D1, K3FA14J1, K3FA15D1, K3FA15J1, K3FB13D1, K3FB13E1, K3FB13J1, K3FB14D1, K3FB14E1, K3FB14J1, K3FB14K1, K3FC12D1, K3FC13D1, K3FC14D1, K3FC15D1, K3FD14D1	RA			30221 F	32024 XF
	TA			30221 F	32024 XF
MP 380 E 42 W					
K3FD13A1, K3FD13D1, K3FD13F1, K3FD13J1, K3FD14A1, K3FD14D1, K3FD14F1, K3FD14J1	FA			33019 F	32021 XF
	RA			30221 F	32024 XF
MP 380 E 44 H Cursor, MP 380 E 44 W Cursor					
K3SA12C2, K3SA12C4, K3SA12D2, K3SA12D4, K3SA12H2, K3SA13C2, K3SA13H4, K3SA15C2, K3SA15C4	RA			30221 F	32024 XF
MP 380 E 44 HB Cursor					
K3MA72C2, K3MA72H2, K3MA73C2, K3MA73H2, K3MA74C2, K3MA74C4, K3MA74H2, K3MA74H4	RA			30221 F	32024 XF
MP 380 E 44 W Cursor					
K3MB13H1, K3MB13J1, K3MB13L1, K3MB13M1, K3MB14H1, K3MB14J1, K3MB14L1, K3MB14M1, K3SA12C2, K3SA12C4, K3SA12D2, K3SA12D4, K3SA12H2, K3SA13C2, K3SA13H4, K3SA15C2, K3SA15C4	RA			30221 F	32024 XF
	TA			30221 F	32024 XF
MP 380 E 44 W Cursor					
K3SA12C2, K3SA12C4, K3SA12D2, K3SA12D4, K3SA12H2, K3SA13C2, K3SA13H4, K3SA15C2, K3SA15C4	TA			30221 F	32024 XF
MP 380 E 47 H					
K3GC12A1, K3GC12B1, K3GC12D1, K3GC12E1, K3GC13A1, K3GC13B1, K3GC13D1, K3GC13E1, K3GC14A1, K3GC14B1, K3GC14D1, K3GC14E1, K3GC15A1, K3GC15B1, K3GC15D1, K3GC15E1	RA			30221 F	32024 XF
MP 400 E 34 HT					
K0BA21B1, K0BA21D1, K0BC21A1, K0BC21B1, K0BC21C1, K0BC21D1	RA			30221 F	32024 XF
MP 400 E 35 HT Cursor					
K0RA21A1, K0RA21D1, K0RA22A1, K0RA22D1	RA			30221 F	32024 XF
MP 400 E 37 HT					
K0EA21E1, K0EA21J5, K0EA22J1, K0EB22D5, K0EC21A1, K0EC21D1, K0EC21F1, K0EC21J1, K0EC22J1	FA	Pic K0EB		33019 F	32021 XF
	RA			30221 F	32024 XF

		 N° chassis // Axle load // Wheel type			
EuroTrakker					
MP 400 E 37 WT					
K0EA21E1, K0EA21J5, K0EA22J1, K0EB22D5, K0EC22J1, K0ED22D1	RA			30221 F	32024 XF
MP 400 E 42 HT					
K0FA21A1, K0FA21D1, K0FA21F1, K0FA21J1, K0FA21K1, K0FC21A1, K0FC21D1, K0FC21F1, K0FC21J1, K0FC22J1	RA			30221 F	32024 XF
MP 400 E 42 WT					
K0FA21A1, K0FA21D1, K0FA21F1, K0FA21J1, K0FA21K1, K0FC21D1, K0FC21J1, K0FD22D1	RA			30221 F	32024 XF
MP 410 E 35 H Cursor					
K5RA11A1, K5RA12A1, K5RA13A1, K5RA13D1	RA			30221 F	32024 XF
MP 410 E 37 H					
K5EA11A1, K5EA11B1, K5EC11B1, K5EC13B1	RA			30221 F	32024 XF
MP 410 E 37 H					
K5EC11A1, K5EC11B1, K5EC13B1, K5EC1AB1, K5EC1CB1	RA			30221 F	32024 XF
MP 410 E 38 H Cursor					
K5LA11C2, K5LA11D2, K5LA11E2, K5LA11H2, K5LA12C2, K5LA12D2, K5LA12H2, K5LA13C2, K5LA13E2, K5LA13H2, K5LA13H2, K5LA14C2, K5LA71C2, K5LA73C2	RA			30221 F	32024 XF
MP 410 E 38 HB Cursor					
K5LA71C2, K5LA71C4, K5LA71H2, K5LA71H4, K5LA72C2, K5LA72C4, K5LA72H2, K5LA72H4, K5LA73C2, K5LA73C4, K5LA73H2, K5LA73H4	RA			30221 F	32024 XF
MP 410 E 42 H					
K5FA11A1, K5FA11B1, K5FC11B1, K5FC13B1, K5FC14E1, K5FD12B1	FA	Pic K5FD		33019 F	32021 XF
MP 410 E 42 H					
K5FC1AB1, K5FC1AE1, K5FC1CB1, K5FC1DB1, K5FC1DE1	RA			30221 F	32024 XF
MP 410 E 42 H, MP 410 E 42 W					
K5FA11A1, K5FA11B1, K5FC11B1, K5FC13B1, K5FC14E1, K5FD12B1	RA			30221 F	32024 XF
MP 410 E 42 W					
K5FA11A1, K5FA11B1, K5FC11B1, K5FC13B1, K5FC14E1, K5FD12B1	TA			30221 F	32024 XF
MP 410 E 44 H Cursor					
K5MA11C2, K5MA11C3, K5MA11C4, K5MA11D2, K5MA11D4, K5MA11H2, K5MA11J2, K5MA12C2, K5MA12C3, K5MA12C4, K5MA12D2, K5MA12H2, K5MA12H4, K5MA12J4, K5MA13C2, K5MA13C4, K5MA13D2, K5MA13H2, K5MA13J2, K5MA14C2, K5MA14C3, K5MA14C4, K5MA14H2, K5MA14H4, K5MA14J4, K5MA7	FA	Pic K5MB		33019 F	32021 XF
	RA			30221 F	32024 XF
MP 410 E 44 H Cursor					
K5MA11C2, K5MA11C4, K5MA11H2, K5MA11H4, K5MA12C2, K5MA12C4, K5MA12H2, K5MA12H4, K5MA13C2, K5MA13C4, K5MA13H2, K5MA13H4, K5MA14C2, K5MA14C4, K5MA14H2, K5MA14H4	RA			30221 F	32024 XF

			N° chassis // Axle load // Wheel type			
EuroTrakker						
MP 410 E 44 HB Cursor K5MA71C2, K5MA71C4, K5MA71H2, K5MA71H4, K5MA72C2, K5MA72C4, K5MA72H2, K5MA72H4, K5MA73C2, K5MA73C4, K5MA73H2, K5MA73H4, K5MA74C2, K5MA74C4, K5MA74H2, K5MA74H4						
	RA				30221 F	32024 XF
MP 440 E 34 HT K1BA21B1, K1BA22C1, K1BC21A1, K1BC21B1, K1BC21C1, K1BC21D1, K1BC22A1, K1BC22B1, K1BC22C1, K1BC22D1						
	RA				30221 F	32024 XF
MP 440 E 38 HT Cursor K1LA22C2, K1LA22C4, K1LA22CA, K1LA22CC, K1LA22H2, K1LA22H4, K1LA22HA, K1LA22HC						
	RA				30221 F	32024 XF
MP 440 E 42 HT K1FA22F1, K1FC21A1, K1FC21B1, K1FC21C1, K1FC21D1, K1FC21E1, K1FC21ED, K1FC21F1, K1FC22A1, K1FC22B1, K1FC22C1, K1FC22D1, K1FC22E1, K1FC22ED, K1FC22F1, K1FC22G1, K1FC22GD, K1FC22H1, K1FC22HD, K1FC23F1, K1FC23G1, K1FC23GD, K1FC23H1, K1FC23HD, K1FC24F1, K1FC2						
	RA				30221 F	32024 XF
MP 440 E 44 HT Cursor K1MA22C2, K1MA22C4, K1MA22CA, K1MA22CC, K1MA22H2, K1MA22H4, K1MA22HA, K1MA22HC						
	RA				30221 F	32024 XF
MP 720 E 37 HT K3EA22A1, K3EA22D1, K3EA22D5, K3EA22FE, K3EA22J5, K3EA23A5, K3EA23D5, K3EA23DE, K3EA23F5, K3EA23FE, K3EA23J5, K3EB24D5, K3EC22A1, K3EC22D1, K3EC22F1, K3EC22J1, K3EC23A1, K3EC23D1, K3EC23E1, K3EC23F1, K3EC23J1						
	FA	Pic K3FB			33019 F	32021 XF
	RA				30221 F	32024 XF
MP 720 E 37 WT K3EA22A1, K3EA22D1, K3EA22D5, K3EA22FE, K3EA22J5, K3EA23A5, K3EA23D5, K3EA23DE, K3EA23F5, K3EA23FE, K3EA23J5, K3EB24D5, K3EC22D1, K3ED23D1, K3ED23J1						
	RA				30221 F	32024 XF
	TA				30221 F	32024 XF
MP 720 E 38 HT Cursor K3LA22C2, K3LA22C4, K3LA22H2, K3LA22H4						
	RA				30221 F	32024 XF
MP 720 E 42 HT K3FA22A1, K3FA22D1, K3FA22E1, K3FA22F1, K3FA22J1, K3FA22K1, K3FA23D1, K3FA23F5, K3FA23FE, K3FA23J5, K3FA23JE, K3FB23J5, K3FC22A1, K3FC22D1, K3FC22F1, K3FC22J1, K3FC23A1, K3FC23D1, K3FC23F1, K3FC23J1						
	FA	Pic K3FB			33019 F	32021 XF
	RA				30221 F	32024 XF
MP 720 E 42 WT K3FA22A1, K3FA22D1, K3FA22E1, K3FA22F1, K3FA22J1, K3FA22K1, K3FA23D1, K3FA23F5, K3FA23FE, K3FA23J5, K3FA23JE, K3FB23A5, K3FB23B5, K3FB23D5, K3FB23F5, K3FB23G5, K3FB23J5, K3FB24A5, K3FB24B5, K3FB24D5, K3FB24F5, K3FB24G5, K3FB24J5, K3FC22D1, K3FC22J1						
	RA				30221 F	32024 XF
	TA				30221 F	32024 XF
MP 720 E 44 HT Cursor, MP 720 E 48 HT Cursor						
	RA				30221 F	32024 XF
MP 720 E 47 HT K3GC22A1, K3GC22B1, K3GC22D1, K3GC22E1						
	RA				30221 F	32024 XF
	TA				30221 F	32024 XF

			N° chassis // Axle load // Wheel type			
M						
115-17 31731111, 31731211, 31731311, 31731411, 31731511						
	FA				33212 F	33211 F
115-17 H 31733111, 31733211						
	FA				33212 F	33211 F
135-17 31831111, 31831204, 31831205, 31831211, 31831215, 31831304, 31831311, 31831315, 31831404, 31831411, 31831415, 31831504, 31831511, 31832104, 31832111, 31833105, 31833111, 31833115, 31833211						
	FA				33212 F	33211 F
145-17 31851111, 31851211, 31851311, 31851411, 31851511						
	FA				33212 F	33211 F
175-17 31511104, 31511111, 31511204, 31511211, 31511304, 31511311, 31511404, 31511411, 31511504, 31511511						
	FA				6386/6320	32310 F
175-24 31631104, 31631111, 31631131, 31631204, 31631211, 31631231, 31631304, 31631311, 31631331, 31631404, 31631411, 31631431, 31631504, 31631511, 31631524, 31631531, 31632104, 31632111, 31632124, 31632131, 31632211, 31632231, 31633115, 31633215, 31633315, 31671						
	FA				6386/6320	32310 F
MK						
110-13 A 37251272, 37251292, 37251372, 37251392, 37251472, 37251492, 37251572, 37251592						
	FA				32211 F	32208 F
	RA				30216 F	32215 F
110-16 AH 37353172, 37353192						
	FA				32211 F	32208 F
	RA				30216 F	32215 F
130-13 A 37271272, 37271292, 37271372, 37271392, 37271472, 37271492						
	FA				32211 F	32208 F
	RA				30216 F	32215 F
130-13 AH 37273172, 37273192						
	FA				32211 F	32208 F
	RA				30216 F	32215 F
130-16 A 37371272, 37371292, 37371372, 37371392, 37371472, 37371492, 37372172, 37372192						
	FA				32211 F	32208 F
	RA				30216 F	32215 F
130-16 AH 37373172, 37373192						
	FA				32211 F	32208 F
	RA				30216 F	32215 F
75-9 A 17131212, 17131312						
	FA				32209 F	32206 F
	RA				33113 F	33113 F
	FA	Pic 3703			30307 F	30309 F
	FA	Pic 3705				32207 F
	FA	Pic 3705 , Pic 3761			32210 F	
80-13 A						
	FA	Pic 3761				567/563
	RA	Pic 3703 , Pic 3761			567/563	3984/3920
	RA	Pic 3705			JM 515649/ JM 515610	567/563

				N° chassis // Axle load // Wheel type			
MK							
80-13 A 37031212, 37051152, 37051232, 37051252, 37051352, 37051452, 37052152, 37053152, 37611112, 37611212, 37611312, 37611412, 37611512, 37612112, 37613112	FA	Pic 3703			30307 F	30309 F	
	FA	Pic 3705				32207 F	
	FA	Pic 3705 , Pic 3761			32210 F		
	FA	Pic 3761				567/563	
	RA	Pic 3703 , Pic 3761			567/563	3984/3920	
	RA	Pic 3705			JM 515649/ JM 515610	567/563	
80-13 AW 37651132, 37651212, 37651232, 37651312, 37651332, 37651412, 37651432, 37651532, 37652132, 37653112, 37653132	FA	Pic 3765			30309 F	30307 F	
	FA	Pic 8721			30216 F	30215 F	
	RA	Pic 3765			567/563	3984/3920	
	RA	Pic 8721			30216 F	32215 F	
80-13 AW 37651132, 37651212, 37651232, 37651312, 37651332, 37651412, 37651432, 37651532, 37652132, 37653112, 37653132, 87211152, 87211172	FA	Pic 3765			30309 F	30307 F	
	FA	Pic 8721			30216 F	30215 F	
	RA	Pic 3765			567/563	3984/3920	
	RA	Pic 8721			30216 F	32215 F	
80-16 A 37731212, 37731232, 37731312, 37731332, 37731412, 37731432, 87231312, 87231332	FA	Pic 3773			30309 F	30307 F	
	FA	Pic 8723			30216 F	30215 F	
	RA	Pic 3773			567/563	3984/3920	
	RA	Pic 8723			30216 F	32215 F	
90-13 A 37671212, 37671232, 37671312, 37671332, 37671412, 37671432, 37673112, 37673132	FA				30309 F	30307 F	
	RA				567/563	3984/3920	

P/PA							
170-23 AH 68911212, 68911312, 69111212, 69111312	FA	Pic 6891				32311 F	
	FA	Pic 6911			33019 F	32021 XF	
	RA				30221 F	32024 XF	
170-25 AH,180-25 AH 68931212, 68931312, 69131212, 69131312	FA	Pic 6893				32311 F	
	FA	Pic 6913			33019 F	32021 XF	
	RA				30221 F	32024 XF	
170-34 AH 68951112, 68951212, 68951312, 69151112, 69151212	FA	Pic 6895				32311 F	
	FA	Pic 6915				32021 XF	
190-30 H 60031152, 60031155, 60031252, 60031255, 60032152, 60131112, 60131115	FA	Pic 6003				32311 F	
	FA	Pic 6013				32021 XF	
260-25 AH 68711112, 68811212, 69031312, 69031332, 69037112, 69037212	RA	Pic 6881 , Pic 69031332, Pic 69037212			30221 F	32024 XF	
	FA	Pic 6765				32021 XF	
260-34 AH 67651212, 69051112, 69051312, 69051412, 69052112	FA	Pic 6905				32311 F	
	FA	Pic 6037				32311 F	
330-30 HT 60371152, 60371242, 60371245, 60371252, 60371255, 60371352, 60371355, 60372152, 60372155, 60372245, 60372252, 60372255, 60531212, 60531312, 60531315	FA	Pic 6053			33019 F	32021 XF	
	FA	Pic 6053				32021 XF	
	RA				30221 F	32024 XF	
330-36 HT 60551212, 60551312, 60551315, 61211112, 61211205, 61211212, 61211215, 61211312, 61211315, 61212112, 61212115, 61212212, 61212215	FA	Pic 6765			33019 F	32021 XF	
	FA	Pic 6905				32311 F	
	RA				30221 F	32024 XF	
340-34 AH 69253112	FA				32311 F		
	RA				32311 F	32024 XF	

				N° chassis // Axle load // Wheel type			
P/PA-Haubenfahrzeuge							
120-13 ANW 77711115, 77711215, 77731112, 77731212	FA					30216 F	30215 F
	RA					30216 F	32215 F
160-17 AN 78831332, 78911332	FA					32310 F	32308 F
	RA					30218 F	30221 F
170-23 ANW	FA					33019 F	32021 XF
	RA					30221 F	32024 XF
170-23 ANW 79011212, 79011232	FA					33019 F	32021 XF
	RA					30221 F	32024 XF
190-25 AN 77011232, 77011235, 77011252, 77011335, 77012132, 77012135, 77031215, 77031315, 77032115, 77111232, 77111252, 77131215	FA	Pic 7713 , Pic 7711				33019 F	32021 XF
	FA	Pic 7703					32311 F
	RA					30221 F	32024 XF
190-30 N 70131212, 70131215, 70131312, 70131315, 70132112, 70132115	FA						32311 F
	RA						32311 F
190-30 NT 70131232, 70131332, 70132132	FA						32311 F
	RA					32311 F	32024 XF
330-30 AN 77251112, 77251115, 77251212, 77251215, 77251315, 77331112, 77331115	FA	Pic 7725					32311 F
	FA	Pic 7733				33019 F	32021 XF
	RA					30221 F	32024 XF
330-30 ANW 77251117, 77251317, 77331117	FA	Pic 7725					32311 F
	FA	Pic 7733				33019 F	32021 XF
	RA					30221 F	32024 XF
330-30 N 70351112, 70351115, 70351212, 70351215, 70351315, 70431112, 70431115	FA	Pic 7035					32311 F
	FA	Pic 7043				33019 F	32021 XF
	RA					30221 F	32024 XF
P/PA-Haubenfahrzeuge							
330-30 NW 70351132, 70351232, 70371115, 70371215, 70371315, 70431122, 70431132, 70451115	FA	Pic 7045 , Pic 7043				33019 F	32021 XF
	FA	Pic 7035					32311 F
	RA					30221 F	32024 XF

Stralis							
AD 190S27, MDHA13B1, MDHA14B1, MDHA15B1, MDHA16B1, MDHA17B1, MDHA18B1, MDHA19B1, MDHB13B1, MDHB13F1, MDHB14B1, MDHB14F1, MDHB15B1, MDHB15BA, MDHB15F1, MDHB15FA, MDHB16B1, MDHB16BA, MDHB16F1, MDHB16FA, MDHB17B1, MDHB17BA, MDHB17F1, MDHB17FA, MDHB18B1, MDHB18BA, MDHB18	RA					F 15122	
	RA					F 15122	

			N° chassis // Axle load // Wheel type			
Stralis						
AD 190S30, AD 190S31, AT 190S31 MDPA13A1, MDPA13B1, MDPA13G1, MDPA13H1, MDPA14A1, MDPA14B1, MDPA14G1, MDPA14H1, MDPA15A1, MDPA15B1, MDPA15G1, MDPA15H1, MDPA16A1, MDPA16B1, MDPA16G1, MDPA16H1, MDPA17A1, MDPA17B1, MDPA17G1, MDPA17H1, MDPA18A1, MDPA18B1, MDPA18G1, MDPA19A1, MDPA19B1, MDPB1	RA		F 15122			
AD 190S33, AT 190S33 QABA13A1, QABA14A1, QABA14E1, QABB13A1, QABB14A1, QABB17E1, QABB18A1, QABB18E1, QABCD3A1, QABCD8E1, QABCU8A1, TABB14E1, TABB18E1, TABB19A1, TABB1MA1, TABB1MBA, TABCD8A1, TABCU8E1	RA		F 15122			
AD 190S35, AT 190S35, AD 190S36, AT 190S36 MDRA13A1, MDRA13B1, MDRA14A1, MDRA14B1, MDRA15A1, MDRA15B1, MDRA16A1, MDRA16B1, MDRA17A1, MDRA17B1, MDRA18A1, MDRA18B1, MDRA19A1, MDRA19B1, MDRB14A1, MDRB14B1, MDRB14E1, MDRB14F1, MDRB15A1, MDRB15B1, MDRB15BA, MDRB15E1, MDRB15F1, MDRB15FA, MDRB16A1, MDRB1	RA		F 15122			
AD 190S40, AT 190S40 MLLA14A1, MLLA14B1, MLLA15A1, MLLA15B1, MLLA16B1, MLLA17A1, MLLA17B1, MLLA18B1, MLLA19B1, MLLB15A1, MLLB15AA, MLLB15E1, MLLB15EA, MLLB16A1, MLLB16AA, MLLB16E1, MLLB16EA, MLLB17A1, MLLB17AA, MLLB17E1, MLLB17EA, MLLB18A1, MLLB18AA, MLLB18E1, MLLB18EA, MLLB1	RA		F 15122			
AD 190S42, AT 190S42, AS 190S42 QFDA14A1, QFDB13A1, QFDB13B1, QFDB15AA, QFDB15B1, QFDB18B1, QFDB1MA, QFDB1MA1, TFDA17A1, TFDB13B1, TFDB16A1, TFDB16B1, TFDB18A1, TFDB19A1, TFDCD7A1, TFDCD7B1, TFDCN8A1, TFDCNLA1, TFDCNLB1, TFDCU8A1, TFDCU8B1, ZADB18A1, ZADB18B1	RA		F 15122			
AD 190S43, AT 190S43 MLKA14A1, MLKA14B1, MLKA15B1, MLKA16B1, MLKA17B1, MLKA18B1, MLKA19B1, MLKB15A1, MLKB15AA, MLKB15E1, MLKB15EA, MLKB16A1, MLKB16AA, MLKB16E1, MLKB16EA, MLKB17A1, MLKB17AA, MLKB17E1, MLKB17EA, MLKB18A1, MLKB18AA, MLKB18E1, MLKB18EA, MLKB19A1, MLKB19AA, MLKB1	RA		F 15122			

			N° chassis // Axle load // Wheel type			
Stralis						
AD 190S45, AT 190S45 QFEB15A1, QFECU8B1, TFEB18BA, TFECD5B1, TFECD7B1, TFECD8A1, TFECN8A1, TFECNLA1, TFECNLB1, TFECU8B1	RA		F 15122			
AD 260S27, AT 260S27 MEHG14C1, MEHG15C1, MFHB14B1, MFHB14BA, MFHB14F1, MFHB14FA, MFHB15B1, MFHB15BA, MFHB15F1, MFHB15FA, MFHB16B1, MFHB16BA, MFHB16F1, MFHB16FA, MFHB17B1, MFHB17BA, MFHB17F1, MFHB17FA, MFHB18B1, MFHB18BA, MFHB18F1, MFHB18FA, MFHB19B1, MFHB19BA, MFHB19F1, MFHB1	RA		F 15122			
AD 260S30, AT 260S30 MEQE13C1, MEQE13CA, MEQE14C1, MEQE14CA, MEQE15C1, MEQE15CA, MEQE16C1, MEQE16CA, MEQG14C1, MEQG15C1	RA		F 15122			
AD 260S31, AT 260S31 MEPG14C1, MEPG15C1, MFPB14B1, MFPB14BA, MFPB14F1, MFPB14FA, MFPB15B1, MFPB15BA, MFPB15F1, MFPB15FA, MFPB16B1, MFPB16BA, MFPB16F1, MFPB16FA, MFPB17B1, MFPB17BA, MFPB17F1, MFPB17FA, MFPB18B1, MFPB18BA, MFPB18F1, MFPB18FA, MFPB19B1, MFPB19BA, MFPB19F1, MFPB1	RA		F 15122			
AD 260S35, AT 260S35, AD 260S36, AT 260S36 MFRB14B1, MFRB14BA, MFRB14F1, MFRB14FA, MFRB15B1, MFRB15BA, MFRB15F1, MFRB15FA, MFRB16B1, MFRB16BA, MFRB16F1, MFRB16FA, MFRB17B1, MFRB17BA, MFRB17F1, MFRB17FA, MFRB18B1, MFRB18BA, MFRB18F1, MFRB18FA, MFRB19B1, MFRB19BA, MFRB19F1, MFRB19FA, MFRE13B1, MFRE1	RA		F 15122			
AD 260S40, AT 260S40 MMLB14A1, MMLB14AA, MMLB14E1, MMLB14EA, MMLB15A1, MMLB15AA, MMLB15E1, MMLB15EA, MMLB16A1, MMLB16AA, MMLB16E1, MMLB16EA, MMLE13A1, MMLE13AA, MMLE13E1, MMLE13EA, MMLE14A1, MMLE14AA, MMLE14E1, MMLE14EA, MMLE15A1, MMLE15AA, MMLE15E1, MMLE15EA, MMLE16A1, MMLE1	RA		F 15122			
AD 260S42, AT 260S42 QKDB14A1, QKDB15A1, QKDB15B1, QKDB16A1, QKDB17B1, QKDE13A1, QKDE13B1, QKDE14A1, QKDE14B1, QKDE15A1, QKDE15B1, QKDE15BA, QKDE16B1, QKDE17A1, QKDE17AA, QKDE18B1, QKDE19A1, QKDE19B1, ZDDB15A1, ZDDB16B1, ZDDCL6B1, ZDDE14B1, ZDDE15B1, ZDDE16A1, ZDDE16B1, ZDDE1	RA		F 15122			

			N° chassis // Axle load // Wheel type			
Stralis						
AD 260S43, AT 260S43 LCKE13A1, LCKE13AA, LCKE13E1, LCKE13EA, LCKE14A1, LCKE14AA, LCKE14E1, LCKE14EA, LCKE15A1, LCKE15AA, LCKE15E1, LCKE15EA, LCKE16A1, LCKE16AA, MMGK14A1, MMGK14AA, MMGK14E1, MMGK14EA, MMGK15A1, MMGK15AA, MMGK15E1, MMGK15EA, MMGK16A1, MMGK16AA, MMGK16E1, MMGK1						
		RA			F 15122	
AD 440S35, AT 440S35, AD 440S36, AT 440S36 MCRB21B1, MCRB21BA, MCRB21F1, MCRB21FA, MCRB23B1, MCRB23BA, MCRB23F1, MCRB23FA, MCRE21B1, MCRE21F1, MCRE23B1, MCRE23F1, NCRB21B1, NCRB21BA, NCRB21F1, NCRB21FA, NCRB23B1, NCRB23BA, NCRB23F1, NCRB23FA, NCRE21B1, NCRE21F1, NCRE23B1, NCRE23F1						
		RA			F 15122	
AD 440S40, AT 440S40 MHLB21A1, MHLB21AA, MHLB21E1, MHLB21EA, MHLB23A1, MHLB23AA, MHLB23E1, MHLB23EA, MHLBH1A1, MHLBH1AA, MHLBH1E1, MHLBH1EA, MHLBH3A1, MHLBH3AA, MHLBH3E1, MHLBH3EA, MHLE21B1, MHLE21F1, MHLE23B1, MHLE23F1, NHLB21A1, NHLB21AA, NHLB21E1, NHLB21EA, NHLB23A1, NHLB2						
		RA			F 15122	
AD 440S40, AT 440S40 MJLB21A1, MJLB21AA, MJLB21E1, MJLB21EA						
		RA			F 15122	
AD 440S42, AT 440S42 QGDB21A1, QGDB21B1, QGDB23A1, QGDB23B1, TGDB21A1, TGDB21AA, TGDB21B1, TGDB21BA, TGDB23A1, TGDB23AA, TGDB23B1, TGDB23BA, TGDBH1AA, TGDCM3A1, TGDCM3B1, TGDCM3BA, TGDE21A2, TGDE21B2, TGDE23B2, ZBDB21A1, ZBDB21B1, ZBDB23A1, ZBDB23B1, ZEDB21A1, ZEDB21B1						
		RA			F 15122	
AD 440S43, AT 440S43 LAKB21A1, LAKB21AA, LAKB21E1, LAKB21EA, LAKB23A1, LAKB23AA, LAKB23E1, LAKB23EA, MHKBH1A1, MHKBH1AA, MHKBH1E1, MHKBH1EA, MHKBH3A1, MHKBH3AA, MHKBH3E1, MHKBH3EA, MHKE21B1, MHKE21F1, MHKE23B1, MHKE23F1, NHKB21A1, NHKB21AA, NHKB21E1, NHKB21EA, NHKB23A1, NHKB2						
		RA			F 15122	
AD 440S43, AT 440S43 MJKB21A1, MJKB21AA, MJKB21E1, MJKB21EA, NJKB21A1, NJKB21AA, NJKB21E1, NJKB21EA						
		RA			F 15122	
AD 440S45, AT 440S45 TGE21A1, TGE21AA, TGE21B1, TGE21BA, TGE23A1, TGE23AA, TGE23B1, TGE23BA, TGE23A1, TGE23BA, TGE23A1, TGE23BA						
		RA			F 15122	

			N° chassis // Axle load // Wheel type			
Stralis						
AS 190S40 L1LB15D3, L1LB15G3, L1LB17D3, L1LB17G3, L1LB18D3, L1LB18G3, L1LB19D3, LDLB15A1, LDLB15E1, LDLB17A1, LDLB17E1, LDLB18A1, LDLB18E1, LDLB19A1, LDLB19E1, LDLC18A1, LDLC18E1, LDLC17A1, LDLC17E1, LDLC18A1, LDLC18E1						
		RA			F 15122	
AS 190S43 L1KB15D3, L1KB15G3, L1KB17D3, L1KB17G3, L1KB18D3, L1KB18G3, L1KB19D3						
		RA			F 15122	
AS 190S48 LKPB15A1, LKPB15M1, LKPB17A1, LKPB17E1, LKPB18A1, LKPB18E1, LKPB19A1, LKPB19E1, LKPB19F1, LKPC18A1, LKPC18E1, LKPC18M1, LKPC18A1, LKPC18E1, LKPC18M1, LKPC17A1, LKPC17C1, LKPC17E1, LKPC17G1, LKPC17M1, LKPC18A1, LKPC18C1, LKPC18E1, LKPC18G1						
		RA			F 15122	
AS 190S50 ZFFB16A1, ZFFB17A1, ZFFC11A1, ZFFC11B1, ZFFC11A1, ZFFC11B1, ZFFC11A1, ZFFC11B1						
		RA			F 15122	
AS 260S40 L3LB15D3, L3LB15G3, L3LB16D3, L3LB16G3, L3LB17D3, L3LB17G3, L3LB18D3, L3LB18G3, L3LC16D1, L3LE14C3, L3LFL6D3, L3LFL6DB, L3LFL6G3, L3LFL6GB, L3LFL7D3, L3LFL7DB, L3LFL7G3, L3LFL7GB, L7LB15D3, L7LB15G3, L7LB16D3, L7LB16G3, L7LB17D3, L7LB17G3, L7LB18D3, L7LB1						
		RA			F 15122	
AS 260S43 L3KB15D3, L3KB15G3, L3KB16D3, L3KB16G3, L3KB17D3, L3KB17G3, L3KB18D3, L3KB18G3, L3KC16D1, L3KC16F1, L3KC16G1, L3KCL6G1, L3KF16D1, L3KFL6D3, L3KFL6DB, L3KFL6G1, L3KFL6G3, L3KFL6GB, L3KFL7D3, L3KFL7DB, L3KFL7G3, L3KFL7GB, L7KB15D3, L7KB15G3, L7KB16D3, L7KB1						
		RA			F 15122	
AS 260S48 L3PB15B3, L3PB15D3, L3PB15G3, L3PB15K3, L3PB16B3, L3PB16D3, L3PB16G3, L3PB16K3, L3PB17B3, L3PB17D3, L3PB17G3, L3PB17K3, L3PB18B3, L3PB18D1, L3PB18D3, L3PB18G3, L3PB18K3, L3PC16D1, L3PC16G3, L3PE14G1, L3PE16F1, L3PE16G1, L3PF16C1, L3PF16F1, L3PF17F1, L3PFL						
		RA			F 15122	
AS 260S54 L3RB15B3, L3RB16B3, L3RB17B3, L3RB18B3, L3RC15B3, L3RC16B3, L3RC17B3, L3RE15A1, L3RE16A1, L7RB15B3, L7RB16B3, L7RB17B3, L7RB18B3, LJRE14G1, LJRE15B3, LJRE15G1, LJRE16B3, LJRE16G1, LJRE17B3, LJRE18B3						
		RA			F 15122	
AS 440S40 L1LB21C1, L1LB21D1, L1LB21F1, L1LB21G1, L1LB23C1, L1LB23D1, L1LB23DA, L1LB23G1, L1LCT1G1, L1LCT1GA, L2LB21DA, L2LB21G1, LALB21A1, LALB21AA, LALB21E1, LALB21EA, LALB23A1, LALB23AA, LALB23E1, LALB23EA, LALCT1A1, LALCT1AA, LALCT1E1, LALCT1EA						
		RA			F 15122	

			N° chassis // Axle load // Wheel type		
Stralis					
AS 440S40 L1LB21C1, L1LB21D1, L1LB21F1, L1LB21G1, L1LB23C1, L1LB23D1, L1LB23DA, L1LB23G1, L1LCT1G1, L1LCT1GA, L2LB21DA, L2LB21G1, LALB21A1, LALB21E1, LALB23A1, LALB23E1, LALCT1A1, LALCT1E1	RA			F 15122	
AS 440S42 ZBDB21A1, ZBDB21AA, ZBDB21B1, ZBDB21BA, ZBDB23A1, ZBDB23AA, ZBDB23B1, ZBDB23BA	RA			F 15122	
AS 440S43 L1KB21C1, L1KB21D1, L1KB21F1, L1KB21G1, L1KB23D, L1KB23D1, L1KB23FA, L1KB23G1, L1KCT1D1, L2KB21DA, L2KB21G1, L2KB21GA, LAKB21A1, LAKB21E1, LAKB23A1, LAKB23E1, LAKB23EA, LAKBH3A1, LAKCT1A1, LAKCT1E1, LBKB21A1, LBKB21AA, LBKB21E1, LBKB21EA	RA			F 15122	
AS 440S45, AS 440S50 ZBEB21A1, ZBEB21AA, ZBEB21B1, ZBEB21BA, ZBEB23A1, ZBEB23AA, ZBEB23B1, ZBEB23BA	RA			F 15122	
AS 440S48 L1PB21C1, L1PB21D1, L1PB21F1, L1PB21G1, L1PB23C1, L1PB23D1, L1PB23DA, L1PB23G1, L1PCT1B1, L1PCT1J1, L1PCT1K1, LGPB21A1, LGPB21AA, LGPB21C1, LGPB21CA, LGPB21E1, LGPB21EA, LGPB21G1, LGPB21GA, LGPB23A1, LGPB23AA, LGPB23C1, LGPB23CA, LGPB23E1, LGPB23EA, LGPB2	RA			F 15122	
AS 440S48 L1PB21C1, L1PB21D1, L1PB21F1, L1PB21G1, L1PB23C1, L1PB23D1, L1PB23DA, L1PB23G1, L1PCT1B1, L1PCT1J1, L1PCT1K1, LGPB21A1, LGPB21E1, LGPB23A1, LGPB23E1, LGPCT1C1, LGPCT1G1, LGPCT1GA, LHPB21A1, LHPB21AA, LHPB21E1, LHPB21EA	RA			F 15122	
AS 440S54 L1RB21A1, L1RB21B1, L1RB23B1, L1RB23BA, L1RCT1B1, L2RB21BA, LGRB21G1, LGRB21GA, LGRB21M1, LGRB21MA, LGRB23G1, LGRB23GA, LGRM23M1, LGRM23MA	RA			F 15122	
AS 440S54, ES 440S54 L2RB21B1, L2RB21BA	RA			F 15122	
AS 440S56 ZGGB21A1, ZGGB21AA, ZGGB21B1, ZGGB21BA, ZGGB23A1, ZGGB23AA, ZGGB23B1, ZGGB23BA	RA			F 15122	
AT 440S43 NKKBH1B1, NKKBH1F1, NKKBH2BA, NKKBH2FA	RA			F 15122	
Trakker					
AD 180T27 W, AT 180T27 W KFKA12D2, KFKA12DB, KFKA13D2, KFKA13DB, KFKA14D2, KFKA14DB	RA			30221 F	32024 XF

			N° chassis // Axle load // Wheel type		
Trakker					
AD 190T27, AT 190T27, AD 190T31 W, AT 190T31 W, AD 190T31, AT 190T31, AD 190T33 W, AT 190T33 W, AD 190T33, AT 190T33, AD 190T35, AD 190T36, AT 190T35, AT 190T36, AD 190T35, AT 190T35, AD 190T36, AD 190T36, AD 190T38 W, AT 190T38 W, AD 190T38, AT 190T38, AD 190T41 W, AT 190T41 W, AD 190T41, AT 190T41, AD 190T44 W, AD 190T45 W, AT 190T44 W, AD 190T45 W, AD 190T44, AD 190T45, AT 190T44, AT 190T45, AD 190T44, AT 190T44, AD 19T45, AT 190T45, AD 260T31 B, AD 260T31, AT 260T31, AD 260T33, AD 380T33, AT 260T33, AT 380T33, AD 260T35 B, AD 260T35, 260T36, 380T36, AT 260T35, 260T36, 380T36, AD 260T36 B, AD 260T36 W, AD 380T36 W, AT 260T36 W, AT 380T36 W, AD 260T38 B, AD 260T41 W, AD 380T41 W, AT 260T41 W, AT 380T41 W, AD 260T41, AD 380T41, AT 260T41, AT 380T41, AD 260T45 W, AD 380T45 W, AT 260T45 W, AT 380T45 W, AD 260T45, AD 380T45, AT 260T45, AT 380T45, AD 260T48, AT 260T48, AD 260T50, AD 380T50, AT 260T50, AT 380T50, AD 340T36 B, AD 340T36, AT 340T36, AD 340T41 B, AD 340T41, AT 340T41, AD 340T44 B, AT 340T44 B, AD 340T45 B, AD 340T45, AD 340T45 /P, AT 340T45, AT 34T45 /P, AD 340T45, AT 340T45, AD 380T38 B, AD 380T44 B, AD 380T44 W, AT 380T44 W, AD 400T35 T, AT 400T35 T, AD 400T36 T, AT 400T36 T, AD 400T38 WT, AT 400T38 WT, AD 400T41 T, AT 400T41 T, AD 400T41 WT, AT 400T41 WT, AD 400T44 WT, AT 400T44 WT, AD 400T45 T, AT 400T45 T, AD 400T45 WT, AT 400T45 WT, AD 400T50 T, AT 400T50 T, AD 410T41, AT 410T41, AD 410T44 B, AT 410T44 B, AD 410T45 W, AD 410T45, AT 410T45, AD 410T48 B, AT 410T48 B, AD 410T50, AT 410T50, AD 440T41 T, AT 440T41 T, AD 440T44 B, AD 440T45 T, AT 440T45 T, AD 440T50 T, AT 440T50 T, AD 720T38 T, AT 720T38 T, AD 720T38 WT, AT 720T38 WT, AD 720T41 T, AT 720T41 T, AD 720T41 WT, AT 720T41 WT, AD 720T45 T, AT 720T45 T, AD 720T45 WT, AT 720T45 WT	RA			30221 F	32024 XF
AD 190T31 W, AT 190T31 W, AD 190T44, AT 190T44, AD 19T45, AT 190T45, AD 260T31 B, AD 260T31, AT 260T31, AD 260T33, AD 380T33, AT 260T33, AT 380T33, AD 260T35 B, AD 260T35, 260T36, 380T36, AT 260T35, 260T36, 380T36, AD 260T36 B, AD 260T36 W, AD 380T36 W, AT 260T36 W, AT 380T36 W, AD 260T38 B, AD 260T41 W, AD 380T41 W, AT 260T41 W, AT 380T41 W, AD 260T41, AD 380T41, AT 260T41, AT 380T41, AD 260T45 W, AD 380T45 W, AT 260T45 W, AT 380T45 W, AD 260T45, AD 380T45, AT 260T45, AT 380T45, AD 260T48, AT 260T48, AD 260T50, AD 380T50, AT 260T50, AT 380T50, AD 340T36 B, AD 340T36, AT 340T36, AD 340T41 B, AD 340T41, AT 340T41, AD 340T44 B, AT 340T44 B, AD 340T45 B, AD 340T45, AD 340T45 /P, AT 340T45, AT 34T45 /P, AD 340T45, AT 340T45, ...	TA			30221 F	32024 XF

			N° chassis // Axle load // Wheel type				N° chassis // Axle load // Wheel type				N° chassis // Axle load // Wheel type				N° chassis // Axle load // Wheel type
Trakker															
... AD 380T38 B, AD 380T44 B, AD 380T44 W, AT 380T44 W, AD 410T41, AT 410T41, AD 410T44 B, AT 410T44 B, AD 410T45 W, AD 410T45, AT 410T45, AD 410T48 B, AT 410T48 B, AD 410T50, AT 410T50, AD 440T41 T, AT 440T41 T, AD 440T44 B, AD 440T45 T, AT 440T45 T, AD 440T50 T, Trakker AT 440T50 T, AD 720T38 T, AT 720T38 T, AD 720T38 WT, AT 720T38 WT, AD 720T41 T, AT 720T41 T, AD 720T41 WT, AT 720T41 WT, AD 720T45 T, AT 720T45 T, AD 720T45 WT, AT 720T45 WT															
AD 190T35 W, AD 190T36 W, AT 190T35 W, AT 190T36 W, AD 190T35 W, AT 190T35 W, AD 190T36 W, AT 190T36 W															
KFRA12A2, KFRA12F2, KFRA13A2, KFRA13F2, KFRA14A2, KFRA14F2, KUCA13A3, KUCA13AC, KUCA13C3, KUCA13CC, KUCA14A3, KUCA14AC, KUCA14C3, KUCA14CC, KUCA15A3, KUCA15AC, KUCA15C3, KUCA15CC															
AD 260T33 B															
KNBD71B1, KNBD71BA, KNBD71C1, KNBD71CA, KNBD72B1, KNBD72BA, KNBD72C1, KNBD72CA, KNBD73B1, KNBD73BA, KNBD73C1, KNBD73CA															
AD 260T35 W, AT 260T35 W															
KHRA13A2, KHRA13F2, KHRA14A2, KHRA14F2															
AD 260T35, AT 260T35															
KCRA12A1, KCRA12AA, KCRA12F1, KCRA12FA, KCRA13A1, KCRA13AA, KCRA13F1, KCRA13FA, KCRA14A1, KCRA14AA, KCRA14F1, KCRA14FA, KCRA15A1, KCRA15AA, KCRA15F1, KCRA15FA, KCRA16A1, KCRA16F1, KCRA17A1, KCRA17AA, KCRA17F1, KCRA17FA, KCRA18A1, KCRA18F1															
AD 260T36, AT 260T36															
KNCA11A1, KNCA11AA, KNCA11C1, KNCA11CA, KNCA12A1, KNCA12AA, KNCA12C1, KNCA12CA, KNCA13A1, KNCA13AA, KNCA13C1, KNCA13CA, KNCA14A1, KNCA14AA, KNCA14C1, KNCA14CA, KNCA15A1, KNCA15AA, KNCA15C1, KNCA15CA, KNCA16A1, KNCA16AA, KNCA16C1, KNCA16CA, KNCA17A1, KNCA17AA, KNCA17C1, KNCA17CA															
AD 260T38, AT 260T38															
KCLE12B1, KCLE12E1, KCLE13B1, KCLE13E1, KCLE14B1, KCLE14E1, KCLE15B1, KCLE15E1, KCLE16B1, KCLE16E1, KCLE17B1, KCLE17E1, KCLE18B1, KCLE18E1															
AD 260T38 W, AT 260T38 W															
KHLA13B2, KHLA13E2, KHLA14B2, KHLA14E2															
AD 260T38, AD 260T38 /P, AT 260T38															
KCLE12B1, KCLE12E1, KCLE13B1, KCLE13E1, KCLE14B1, KCLE14E1, KCLE15B1, KCLE15E1, KCLE16B1, KCLE16E1, KCLE17B1, KCLE17E1, KCLE18B1, KCLE18E1, KHLA13B2, KHLA13E2, KHLA14B2, KHLA14E2															

			N° chassis // Axle load // Wheel type				N° chassis // Axle load // Wheel type				N° chassis // Axle load // Wheel type				N° chassis // Axle load // Wheel type
Trakker															
AD 260T44 W, AT 260T44 W															
KHMA13B2, KHMA13E2, KHMA14B2, KHMA14E2															
AD 260T44, AD 260T44 /P, AT 260T44															
KCME12B1, KCME12E1, KCME13B1, KCME13E1, KCME14B1, KCME14E1, KCME15B1, KCME15E1, KCME16B1, KCME16E1, KCME17B1, KCME17E1															
AD 340T35 B, AT 340T35 B															
KERA71A1, KERA72A1, KERA73A1															
AD 340T38 B, AT 34T38 B															
KELA71B1, KELA72B1, KELA73B1															
AD 380T38, AT 380T38															
KCLD12B1, KCLD12E1, KCLD13B1, KCLD13E1, KCLD14B1, KCLD14E1, KCLD15B1, KCLD15E1, KCLD16B1, KCLD16E1, KELD11B1, KELD11E1, KELD12B1, KELD12E1, KELD13B1, KELD13E1, KELD14B1, KELD14E1															
AD 380T44, AT 380T44															
KCMD12B1, KCMD12E1, KCMD13B1, KCMD13E1, KCMD14B1, KCMD14E1, KCMD15B1, KCMD15E1															
AD 380T48, AD 380T48															
KCSD12B1, KCSD12E1, KCSD13B1, KCSD13E1, KCSD14B1, KCSD14E1, KCSD14EA, KCSD15B1, KCSD15E1															
AD 400T38 T, AT 400T38 T															
KOUAH1B1, KOUAH2B1, KOUAH1B1, KOUAH2B1															
AD 400T44 T, AT 400T44 T															
HOVAH22B2, HBMA22B2, HBMA22E2, KBMA21B1, KBMA21E1, KBMA22B1, KBMA22E1															
AD 410T36, AT 410T36															
KTCC11A1, KTCC11AA, KTCC11C1, KTCC11CA, KTCC12A1, KTCC12AA, KTCC12C1, KTCC12CA, KTCC13A1, KTCC13AA, KTCC13C1, KTCC13CA, KTCC14A1, KTCC14AA, KTCC14C1, KTCC14CA															
AD 410T38 B, AT 410T38 B															
KELD71B1, KELD72B1, KELD73B1															
AD 410T41, AT 410T41															
KTDC11A1, KTDC11AA, KTDC11C1, KTDC11CA, KTDC12A1, KTDC12AA, KTDC12C1, KTDC12CA, KTDC13A1, KTDC13AA, KTDC13C1, KTDC13CA, KTDC14A1, KTDC14AA, KTDC14C1, KTDC14CA															
AD 410T45, AT 410T45															
KTEC11A1, KTEC11AA, KTEC11C1, KTEC11CA, KTEC12A1, KTEC12AA, KTEC12C1, KTEC12CA, KTEC13A1, KTEC13AA, KTEC13C1, KTEC13CA, KTEC14A1, KTEC14AA, KTEC14C1, KTEC14CA															

			N° chassis // Axle load // Wheel type			
Trakker						
AD 410T48, AT 410T48 HESD11B1, HESD11E1, HESD12B1, HESD12E1, HESD13B1, HESD13E1, HESD14B1, HESD14E1, KESD11B1, KESD11E1, KESD12B1, KESD12E1, KESD13B1, KESD13E1, KESD14B1, KESD14E1	RA				30221 F	32024 XF
AD 440T38 T, AT 440T38 T KDLA22B1, KDLA22BA, KDLA22E1, KDLA22EA	RA TA				30221 F	32024 XF
AD 440T44 T, AT 440T44T HDME22B1, HDME22E1	RA TA				30221 F	32024 XF
AD 720T44 T, AT 720T44 T KDMD22B1, KDMD22BA, KDMD22E1, KDMD22EA	RA TA				30221 F	32024 XF
AD 720T44 WT, AT 720T44 WT HJMD23B2, HJMD23E2	RA TA				30221 F	32024 XF
AD 720T48 T, AT 720T48 T KDS22B1, KDS22E1	RA TA				30221 F	32024 XF
AD 720T50 T, AT 720T50 T, AT 720T50 TP HRFE21A1, HRFE21C1	RA TA				30221 F	32024 XF
AT 400T42 TH H0VAH1C1, H0VAH2C1	RA				30221 F	32024 XF
AT 720T42 WT H3VB3C1, H3VB4C1, H3VBH3C1, H3VBH4C1 H3VB3C1, H3VB4C1, H3VBH3C1, H3VBH4C1	FA RA				33019 F	32021 XF
					30221 F	32024 XF

TurboStar						
190-33 P, 190-36 43051131, 43051151, 43051231, 43051251, 43051331, 43051351, 43052244, 43052251, 43052264, 43052271, 43052351, 43052371, 43071331, 43071351, 43072244, 43072251, 43072264, 43072271, 43072351, 43072371	FA RA					32311 F *
190-42	FA RA					32311 F *
190-42 41011111, 41011211, 41011311, 41012204, 41012211, 41012311, 41031311, 41032211, 41032311	FA RA					32311 F *
190-48 41051111, 41051131, 41051211, 41051231, 41051311, 41051331, 41052204, 41052211, 41052224, 41052231, 41052311, 41052331, 41071311, 41071331, 41072211, 41072224, 41072231, 41072311, 41072331	FA RA					32311 F *

TurboTech						
190-26 41111131, 41111151, 41111231, 41111251, 41111331, 41111351, 41111431, 41111451, 41111531, 41111551, 41111631, 41111651, 41112131, 41112151, 41112231, 41112251	FA RA					32311 F *

			N° chassis // Axle load // Wheel type			
TurboTech						
190-32 41131231, 41131251, 41131331, 41131351, 41131431, 41131451, 41132124, 41132224, 41132231, 41132244, 41132251, 41132331, 41132351, 41151331, 41151351, 41152231, 41152244, 41152251, 41152331, 41152351, 41171331, 41172231	FA RA					32311 F *
190-36 43011151, 43011171, 43011251, 43011271, 43011351, 43011371, 43011451, 43011471, 43012244, 43012251, 43012264, 43012271, 43012351, 43012371, 43031351, 43031371, 43031744, 43031764, 43032244, 43032251, 43032264, 43032271, 43032351, 43032371, 43091311	FA RA					32311 F *
220-36 PT 42132144, 42132151, 42132164, 42132171	FA RA					32311 F *
240-36 P 42231151, 42231171, 42231251, 42231271, 42431151, 42431171, 42431351, 43511211	FA RA					32311 F *
Zeta						
109-14 32111131, 32111231, 32111331, 32111431"	FA					30309 F 30307 F
50-9 11011111, 11011211, 11011311, 11016211, 11016311	FA RA					30309 F 30307 F 32014 XF 32014 XF
50-9 V 11014211, 11014311	FA RA					30309 F 30307 F 32014 XF 32014 XF
60-11 11071111, 11071211, 11071311, 11076211, 11076311	FA RA					30309 F 30307 F 32014 XF 32014 XF
60-11 V 11074211, 11074311	FA RA					30309 F 30307 F 32014 XF 32014 XF
65-12 11051204, 11051211, 11051231, 11051304, 11051311, 11051331, 11051411, 11051431, 11056211, 11056231, 11056311, 11056331	FA RA					30309 F 30307 F 33113 F 33113 F
65-12 V 11054211, 11054231, 11054304, 11054311, 11054324, 11054331	FA RA					30309 F 30307 F 33113 F 33113 F
65-9 11731111, 11731211, 11731215, 11731311, 11731315	FA RA					30309 F 30307 F 33113 F 33113 F
79-12 11111111, 11111211, 11111311, 11116211, 11131111, 11131211, 11131311, 11136211	FA RA					30309 F 30307 F 33113 F 33113 F
79-12 V 11114204, 11114211, 11134204, 11134211	FA RA					30309 F 30307 F 33113 F 33113 F
79-14 31910224, 31910231, 31910244, 31910251, 31911124, 31911131, 31911151, 31911224, 31911231, 31911244, 31911251, 31911324, 31911331, 31911351, 31916231, 31916251	FA RA					30309 F 30307 F 33113 F 33113 F
79-14 V 31914224, 31914231, 31914244, 31914251	FA RA					30309 F 30307 F 33113 F 33113 F
95-14 32011131, 32011231, 32011331, 32011431	FA RA					33207 F 567/563 3984/3920

04

OEM Cross References

04 OEM Cross References

OEM	Fersa
IVECO	
81547	6204
354821	567/563
521194	3984/3920
623949	F 18052
1101597	32011 XF
1101909	32209 F
1102857	30215 F
1102858	30218 F
1102859	30312 F
1102860	32024 XF
1102864	30221 F
1103228	32018 XF
1103360	32024 XF
1103771	32215 F
1104922	32021 XF
1104923	33019 F
1109968	30217 F
1110000	32206 F
1110003	32210 F
1110016	32307 F
1110019	32309 F
1125929	32211 F
1126887	32308 F
1133049	33015 F
1307560	HM 813841/HM 813811
1525742	3982/3920
1903646	33208 F
1905003	NUP 310 FNR/C3
1905010	6204
1905016	33889/822
1905023	HM 803146/HM 803110
1905027	33020 F
1905079	LM48548/LM 48510
1905080	6018 NR
1905088	F 19008
1905089	6314 NR/C3
1905172	*
1905183	*
1905214	*
1905215	JW 5049/JW 5010
1905216	32014 XF
1905217	HM 803149/HM 803110
1905218	*
1905219	*
1905220	*
1905221	*
1905222	33209 F
1905236	33211 F
1905238	*

OEM	Fersa
1905250	*
1905251	*
1905252	33108 F
1905260	*
1905261	33208 F
1905270	*
1905271	*
1905272	32206 F
1905273	*
1905276	*
1905277	*
1905278	*
1905286	F 18052
1905301	*
1905316	F 19063
1905328	4580/4535
1905334	F 19061
1905345	JW 6049/JW 6010
1905350	32219 F
1905351	32220 F
1905353	32218 F
1905354	32217 F
1905369	F 19062
1905391	*
1905392	JM 716649/JM 716610
1905396	*
1905397	*
1905407	CEM F 15213
1905457	344/332
1905487	F 15122
1905490	*
2968252	NUP 314 FMNR/C3
2994058	F 15126
2996882	F 15122
4021567	29590/29521
4540025	6386/6320
4588839	*
4690299	33113 F
7142395	F 19020
7149416	F 19035
7160360	33111 F
7160361	33212 F
7160953	JM515649/JM 515610
7162191	32011 XF
7162215	HM 803146/HM 803110
7162243	32012 XF
7162944	32018 XF
7164196	33117 F
7164410	32014 XF
7164487	32013 XF

Fersa Solutions Iveco

OEM	Fersa
7164543	*
7164544	*
7164705	567/563
7165686	33211 F
7166346	JM 714249/JM 714210
7166349	3984/3920
7169935	33207 F
7175254	33215 F
7177004	32221 F
7178987	32219 F
7178989	32220 F
7179749	F 15122
7179751	F 15122
7182915	F 15127
7183074	F 15122
7183075	F 15122
7185473	*
7187043	*
7189050	F 15122
7189648	F 15122
7982088	6218 C3
7982090	5395/5335
7982094	F 19016
7982096	F 19075
7984452	2789/2729
8169268	32011 XF
8190538	32021 XF
8190987	33262 A/33461
8193028	33889/33822
8193815	*
8194950	JM 511946/JM 511910
8194951	34306/34478
8194953	H 715332/H 715311
8194954	*
8194955	*
8194957	9278/9220
8194958	H 715334/H 715311
8194959	JHM 720249/JHM 720210
8194960	64450/64700
8197270	32206 F
8558252	*
8559356	*
8582739	33208 F
8582740	33206 F
8833978	*
8835016	32206 F
8857787	32206 F
9920193	32206 F
24903810	32008 XF
26800010	30213 F

OEM	Fersa
26800040	30216 F
26800120	32206 F
26800130	32207 F
26800140	32208 F
26800190	32213 F
26800220	32216 F
26800270	32221 F
26800350	30307 F
26800370	30309 F
26800380	30310 F
26800580	32308 F
26800600	32310 F
26800610	32311 F
38540711	30211 F
42026225	NU 310 FM/C3
42101665	HM 212049/HM 212011
42103253	33118 F
42115171	6216 C4
42470854	32011 XF
42492259	F 15047
42492517	32310 F
42492917	NUP 314 FMNR/C3
42532888	*
42536505	*
42541578	F 300005
60141947	32013 XF
93824580	F 300006
503126457	F 200004
5006207845	F 300005
7142356+7142396	78225 C/78551
7142387+7142388	JM 716649/JM 716610
7142397+7142355	55200 C/55437
7149606+7149608	42381/42584
7149607+7149607	JLM 714149/JLM 714110
7149621+7149623	M 804049/M 804010
ROCKWELL	
98074	55200 C/55437
98361	78225 C/78551
98375	F 19035
98400	F 19020
98504	F 19033
98509	F 19063
98535	H 715334/H 715311
98536	9278/9220
98537	JHM 720249/JHM 720210
98538	64450/64700
098223+098123	580/572
98076+98074	55200 C/55437
98144+98142	JM 716649/JM 716610

04 OEM Cross References

OEM	Fersa
ROCKWELL	
98171+98172	52400/52618
98289+98084	HM 804846/HM 804810
98353+98355	JLM 714149/JLM 714110
98360+98361	78225 C/78551
98376+98145	M 804049/M 804010
98377+98378	JP 12049/JP 12010
ZF	
0375 320 748	*
0501 203 518	*
0501 304 461	LM 503349 A/LM 503310
0501 398 211	*
0501 398 217	*
0501 398 230	*
0501 398 232	33117 F
0501 398 233	*
0501 398 239	*
0501 398 244	F 19042
0501 398 245	NUP 310 FM/C3
0501 398 246	3382/3320
0501 398 247	2789/2720
0501 398 348	F 19009
0501 398 351	*
0501 398 714	F 19010
0635 300 086	*
0635 300 110	*
0635 300 237	*
0635 303 053	*
0635 303 062	*
0635 304 904	6218 C3
0635 330 035	*
0635 330 050	*
0635 331 013	*
0635 331 219	6008
0635 331 224	6011
0635 331 270	6001 2RS
0635 331 384	6015
0635 331 390	*
0635 332 033	6208
0635 332 034	*
0635 332 057	6213 C3
0635 332 058	*
0635 332 066	6216 C3
0635 332 132	*
0635 332 156	*
0635 333 021	6307
0635 333 026	*
0635 333 028	6308
0635 333 033	*

OEM	Fersa
0635 333 049	6314 NR/C3
0635 333 129	6309
0635 338 015	*
0635 338 028	*
0635 338 035	*
0635 338 048	*
0635 338 049	F 18052
0635 338 090	*
0635 338 133	*
0635 360 007	*
0635 370 023	32008 XF
0635 370 030	32022 XF
0635 371 005	6218 C3
0635 371 020	30208 F
0635 371 029	30217 F
0635 371 036	30209 F
0635 373 008	32212 F
0635 373 018	32213 F
0635 373 021	32209 F
0635 374 019	32309 F
0635 375 004	31311 F
0635 376 005	33115 F
0635 376 014	33213 F
0635 376 023	33208 F
0635 410 167	*
0635 416 243	*
0635 416 244	NJ 1024 FM
0635 416 273	*
0635 416 275	*
0635 416 308	*
0635 421 210	*
0635 421 254	NUP 314 FMNR/C3
0635 421 276	NUP 314 FMNR/C3
0635 421 295	*
0635 421 317	NUP 212 FM
0635 450 098	*
0635 470 012	*
0635 490 006	*
0635 501 357	*
0635 501 398	33885/33822
0635 501 454	*
0635 501 940	M 88043/10 B
0635 900 109	6314 NR/C3
0635 900 819	*
0735 295 076	*
0735 298 005	*
0735 298 125	*
0735 298 169	*
0735 298 255	*
0735 300 478	CONE 33207 F

Fersa Solutions Iveco

OEM	Fersa
0735 300 479	CUP 32306 F
0735 300 480	CONE 32306 F
0735 300 481	CUP 33207 F
0735 300 495	30314 F
0735 300 509	33208 F
0735 300 510 A	33262 A/33461
0735 300 511	33885/33822
0735 300 512	33889/33822
0735 300 513	45285 A/45221
0735 300 921	*
0735 300 931	*
0735 300 932	*
0735 301 534	32026 XF
0735 301 558	47490/47420
0735 320 042	*
0735 320 114	*
0735 320 120	*
0735 320 154	*
0735 320 210	*
0735 320 211	*
0735 320 261	*
0735 320 262	*
0735 320 272	*
0735 320 273	*
0735 320 274	*
0735 320 314	*
0735 320 334	*
0735 320 370	*
0735 320 371	*
0735 320 377	*
0735 320 378	*
0735 320 379	*
0735 320 396	*
0735 320 401	*
0735 320 407	*
0735 320 411	*
0735 320 417	*
0735 320 418	*
0735 320 451	*
0735 320 452	*
0735 320 460	*
0735 320 461	*
0735 320 465	*
0735 320 466	*
0735 320 471	*
0735 320 486	*
0735 320 487	*
0735 320 492	*
0735 320 493	*
0735 320 496	*

OEM	Fersa
0735 320 498	*
0735 320 499	*
0735 320 500	*
0735 320 501	*
0735 320 548	*
0735 320 549	*
0735 320 568	*
0735 320 584	*
0735 320 609	*
0735 320 731	*
0735 320 732	*
0735 320 786	*
0735 320 799	*
0735 320 816	*
0735 320 837	*
0735 320 871	*
0735 320 873	*
0735 320 896	*
0735 320 933	*
0735 320 941	*
0735 320 950	*
0735 321 010	*
0735 321 011	*
0735 321 012	*
0735 321 027	*
0735 321 028	*
0735 321 087	F 17038 K
0735 321 103	*
0735 321 106	*
0735 321 108	*
0735 321 383	*
0735 321 392	*
0735 321 393	*
0735 321 394	*
0735 321 396	*
0735 321 432	*
0735 321 437	*
0735 321 438	*
0735 321 451	*
0735 321 494	*
0735 321 527	*
0735 321 528	*
0735 321 529	*
0735 321 530	*
0735 321 531	*
0735 321 543	*
0735 321 560	*
0735 330 025	*
0735 330 043	6218 C3
0735 330 136	6213 ZMNR/C3

04 OEM Cross References

OEM	Fersa	OEM	Fersa
0735 330 292	*	0735 371 811	2789/2729
0735 330 349	*	0735 371 815	32032 XF
0735 330 597	6213 C3	0735 371 894	F 15114
0735 330 615	6309 2RS	0735 371 994	33209 F
0735 330 785	6218 C3	0735 372 049	*
0735 330 799	*	0735 372 156	5395/5335
0735 330 800	F 18054	0735 372 213	31313 F
0735 330 801	*	0735 372 217	*
0735 330 804	*	0735 372 239	*
0735 340 080	*	0735 410 029	*
0735 358 014	*	0735 410 029	NUP 309 FMN/C3
0735 358 032	*	0735 410 034	*
0735 358 128	*	0735 410 043	*
0735 358 155	*	0735 410 051	F 19008
0735 358 170	*	0735 410 057	F 19009
0735 358 170	*	0735 410 110	*
0735 358 192	*	0735 410 139	*
0735 358 346	*	0735 410 243	*
0735 368 084	*	0735 410 271	*
0735 370 033	*	0735 410 308	*
0735 370 050	*	0735 410 309	*
0735 370 055	F 15047	0735 410 468	*
0735 370 059	4580/4535	0735 455 012	*
0735 370 063	32310 F	0735 455 018	F 19075
0735 370 064	32020 XF	0735 455 023	F 19075
0735 370 165	34306/34478	0735 455 114	F 19016
0735 370 438	2789/2729	0735 455 281	*
0735 370 462	*	0735 455 298	*
0735 370 513	CONE F 15084	0735 541 0136	F 19039
0735 370 622	*	0750 115 006	*
0735 370 728	JM 612949/JM 612910	0750 115 011	*
0735 370 730	*	0750 115 021	*
0735 370 742	3386/3325	0750 115 059	*
0735 370 987	*	0750 115 089	*
0735 371 038	*	0750 115 111	*
0735 371 096	JF 4049/JF 4010	0750 115 112	*
0735 371 372	CONE F 15084	0750 115 114	*
0735 371 406	CONE F 15213	0750 115 116	*
0735 371 464	32022 XF	0750 115 128	*
0735 371 515	33889/33822	0750 115 134	*
0735 371 563	CONE 4395	0750 115 224	*
0735 371 591	CONE F 15101	0750 115 225	*
0735 371 599	HM 807046/HM 807010 BT	0750 115 227	*
0735 371 604	5395/5335	0750 115 233	*
0735 371 605	F 15212	0750 115 255	*
0735 371 607	344/332	0750 115 282	*
0735 371 741	F 15246	0750 115 283	*
0735 371 748	CONE F 15110	0750 115 284	*
0735 371 749	33208 F	0750 115 299	*
0735 371 779	F 15104	0750 115 303	*

Fersa Solutions Iveco

OEM	Fersa	OEM	Fersa
0750 115 304	*	0750 117 033	*
0750 115 310	*	0750 117 062	JL 819349/JL 819310
0750 115 324	F 17040 K	0750 117 078	30217 F
0750 115 325	F 17039 K	0750 117 079	33262 A/33461
0750 115 326	*	0750 117 081	*
0750 115 327	*	0750 117 083	33889/33822
0750 115 366	F 17041 K	0750 117 083	33889/33885
0750 115 369	*	0750 117 144	47490/47420
0750 115 427	*	0750 117 191	34306/34478
0750 115 430	*	0750 117 197	*
0750 115 531	F 19087	0750 117 198	2789/2729
0750 115 533	*	0750 117 199	344/332
0750 115 534	F 19087	0750 117 203	*
0750 115 565	*	0750 117 205	HM 88649/HM 88610
0750 115 566	*	0750 117 232	CONE 4395
0750 115 567	*	0750 117 233	*
0750 115 955	*	0750 117 284	31312 F
0750 115 956	*	0750 117 312	45285 A/45221
0750 115 957	*	0750 117 314	AAS JM 822049/10
0750 115 958	*	0750 117 326	JM 714249/JM 714210
0750 115 969	*	0750 117 347	JM 612949/JM 612910
0750 115 970	*	0750 117 367	32028 XF
0750 115 971	*	0750 117 378	*
0750 115 972	*	0750 117 381	*
0750 115 973	*	0750 117 402	F 15191
0750 115 974	*	0750 117 418	32210 F
0750 116 002	6218 C3	0750 117 431	*
0750 116 033	*	0750 117 442	30207 F
0750 116 036	*	0750 117 507	CONE F 15110
0750 116 048	*	0750 117 518	47490/47420
0750 116 104	*	0750 117 524	32309 F
0750 116 133	*	0750 117 562	CONE F 15101
0750 116 165	F 18052	0750 117 615	*
0750 116 166	*	0750 117 621	*
0750 116 197	*	0750 117 625	32014 XF
0750 116 206	6213 C3	0750 117 640	JM 205149/ JM 205110
0750 116 233	6009 C3	0750 117 651	32210 F
0750 116 266	*	0750 117 664	30208 F
0750 116 365	*	0750 117 677	F 15246
0750 116 373	6309 2RS	0750 117 678	F 15191
0750 116 374	*	0750 117 732	F 15104
0750 116 391	*	0750 117 766	32026 XF
0750 116 394	6218 C3	0750 117 773	F 15104
0750 116 404	6216 C3	0750 117 778	32309 F
0750 116 422	F 18052	0750 117 817	32028 XF
0750 117 008	32310 F	0750 117 844	HM 807046/HM 807010 BT
0750 117 009	5395/5335	0750 117 881	JF 4049/JF 4010
0750 117 010	F 15047	0750 117 883	F 15047
0750 117 011	4580/4535	0750 117 894	*
0750 117 030	F 15047	0750 118 001	*

04 OEM Cross References

OEM	Fersa
0750 118 005	F 19016
0750 118 006	F 19010
0750 118 007	*
0750 118 010	F 19075
0750 118 012	*
0750 118 015	NUP 311 FMNR/C3
0750 118 016	*
0750 118 017	*
0750 118 019	F 19019
0750 118 038	F 19037
0750 118 077	NUP 314 FMNR/C3
0750 118 081	NUP 314 FMNR/C3
0750 118 082	NUP 314 FMNR/C3
0750 118 087	*
0750 118 090	*
0750 118 129	F 19022
0750 118 130	F 19008
0750 118 131	F 19008
0750 118 137	*
0750 118 153	F 19009
0750 118 178	*
0750 118 180	F 19008
0750 118 181	*
0750 118 191	F 19062
0750 118 198	F 19061
0750 118 200	*
0750 118 220	F 19038
0750 118 258	F 19062
0750 118 324	*
0750 118 471	F 19039
0750 118 511	33889/33822
0750 118 955	*
0750 119 048	*
0750 120 077	*
0770 070 054	*
0899 324 021	NJ 2311 FM/C3
0935 355 008	*
109 812 4005	25877/25820
1203 302 110	*
1246 203 007	33889/33822
1246 203 008	33885/33822
1246 203 011	25590/25521
1269 298 951	*
1269 298 966	*
1307 202 116	28580/28521
1307 203 019	2580/2520
1307 204 275	F 15278
5840 302 754	*
5840 302 982	*
5840 333 088	*

OEM	Fersa
5840 333 089	32024 XF
5840 333 095	NJ 2213 FM/C3
5841 300 241	*
5841 300 546	*
5841 300 547	*
5841 300 548	*
5841 300 566	*
5841 300 574	33216 F
5841 300 810	*
5841 303 205	NU 2209 FM/C3
5841 333 574	33216 F



A series of horizontal dotted lines for writing notes, starting from the pencil icon and extending across the right side of the page.

Experts in Bearing Solutions



Fersa Bearings, S.A.

Calle Bari, 18 - PLAZA
50197 Zaragoza - Spain
T_ +34 976 333 850

fersa@fersa.com



www.fersa.com